



**Report on**  
**Consumer Price Index and Inflation**  
**2022**



**Research and Statistics Department**

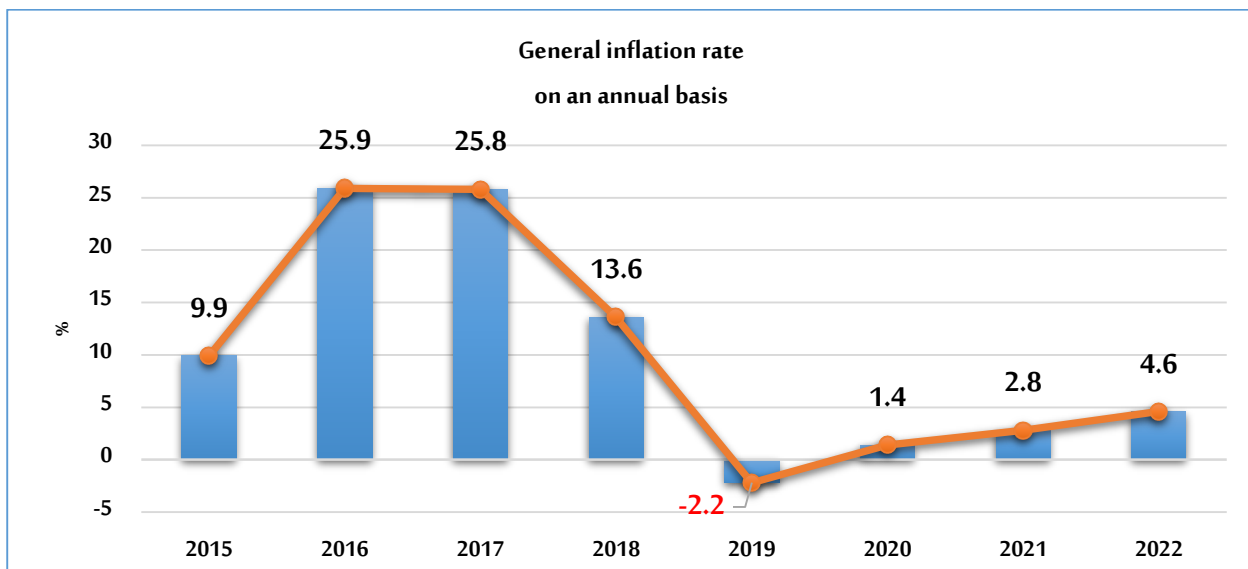
## Consumer Price Index and Inflation (2022)

The data issued by the [Statistics and Census Bureau - Ministry of Planning](#) indicate that the consumer price index increased during 2022 to reach 288.3 points, an increase of 12.6 points **on an annual basis**, compared to 275.7 points during 2021. Accordingly, the inflation rate was **(4.6%)**.

### General inflation rate

(Base year 2008)

Year	Inflation rate %
2015	9.9
2016	25.9
2017	25.8
2018	13.6
2019	-2.2
2020	1.4
2021	2.8
2022	4.6



## Analysis of price trends in commodity groups during 2022

The inflation rate recorded during the year 2022 (**on an annual basis**) an increase in all commodity groups, the most prominent of which were as follows:

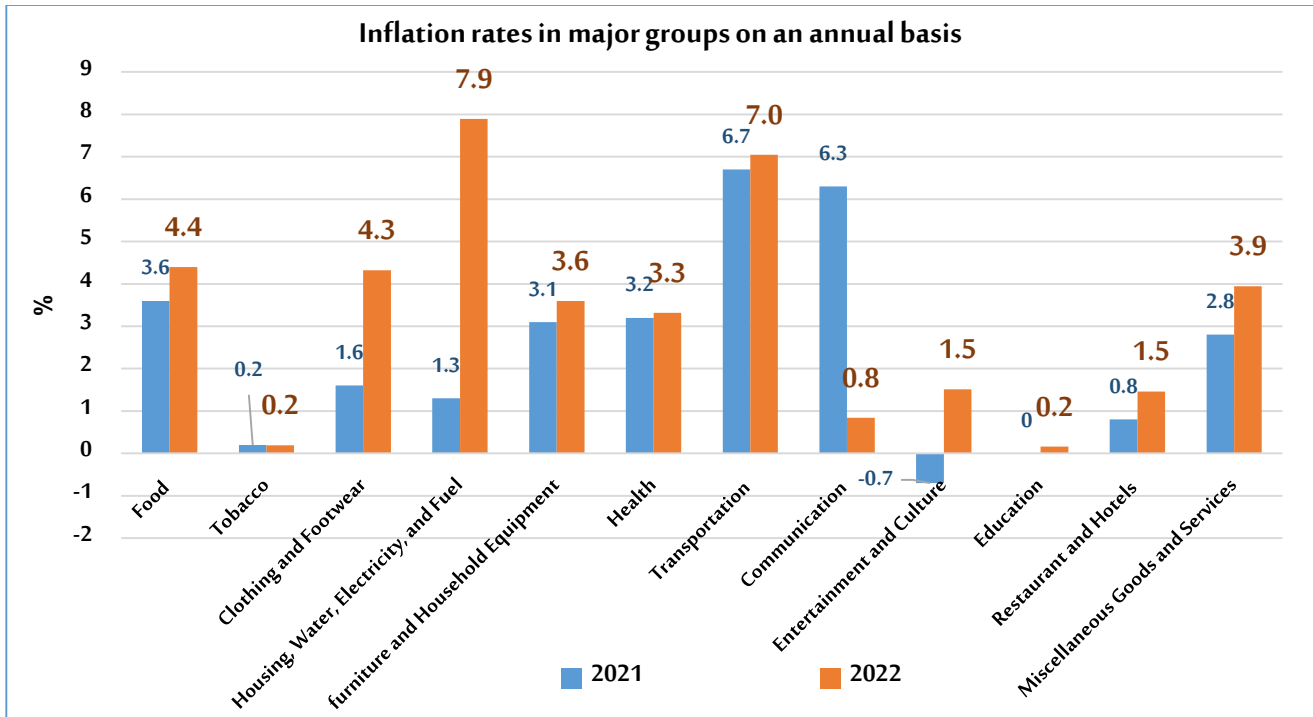
- Housing, water, electricity, gas and other fuels prices increased by **7.9%**.
- The transportation prices increased by **7.0%**.
- Food prices increased by **4.4%**.
- Clothing and shoes prices increased by **4.3%**.
- Goods and services increased by **3.9%**.

### Consumer Price Index and Inflation Rate by Main Groups

(Base Year 2008 )

No.	Main Groups	Weights	2021	2022	Inflation rate (on an annual basis)
1	Food	38.8	314.0	327.8	4.4%
2	Tobacco	0.7	264.2	264.7	0.2%
3	Clothing and Footwear	6.4	416.6	434.6	4.3%
4	Housing, Water, Electricity, and Fuel	22.7	177.3	191.3	7.9%
5	Furniture and Household Equipment	4.9	353.2	365.9	3.6%
6	Health	4.1	337.6	348.8	3.3%
7	Transportation	8.1	195.9	209.7	7.0%
8	Communication	2.7	83.2	83.9	0.8%
9	Entertainment and Culture	2.8	204.8	207.9	1.5%
10	Education	4	380.0	380.6	0.2%
11	Restaurant and Hotels	1.7	342.1	347.1	1.5%
12	Miscellaneous Goods and Services	3.1	289.3	300.7	3.9%
<b>General Index</b>		<b>100.0</b>	<b>275.7</b>	<b>288.3</b>	<b>4.6%</b>

Source: Statistics and Census Bureau - Ministry of Planning.

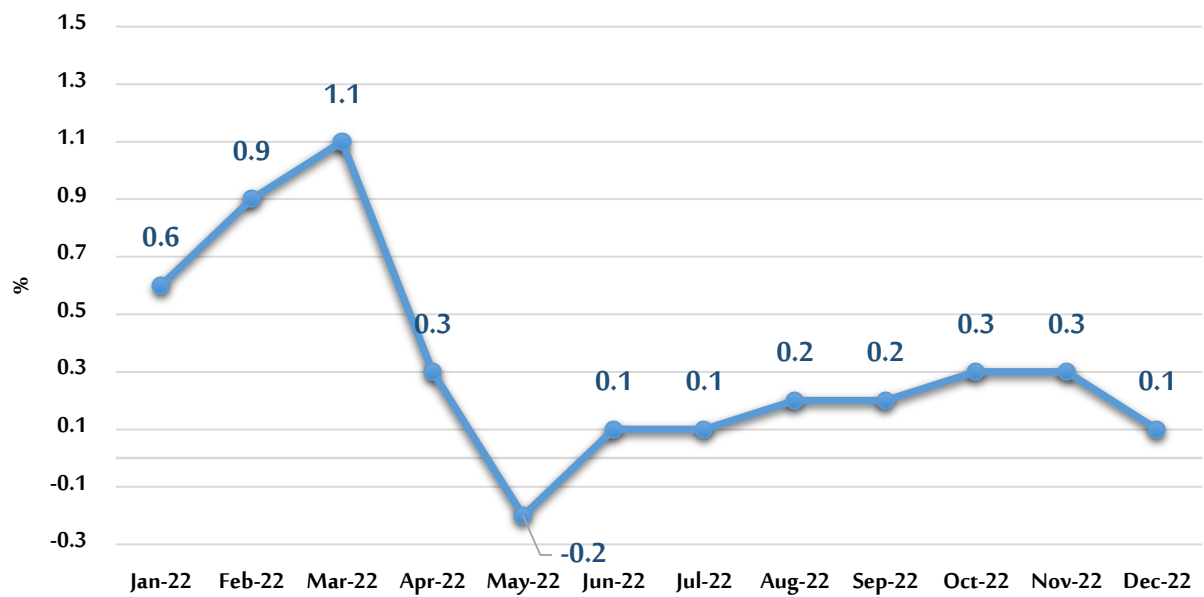


### Inflation rates during the months of 2022

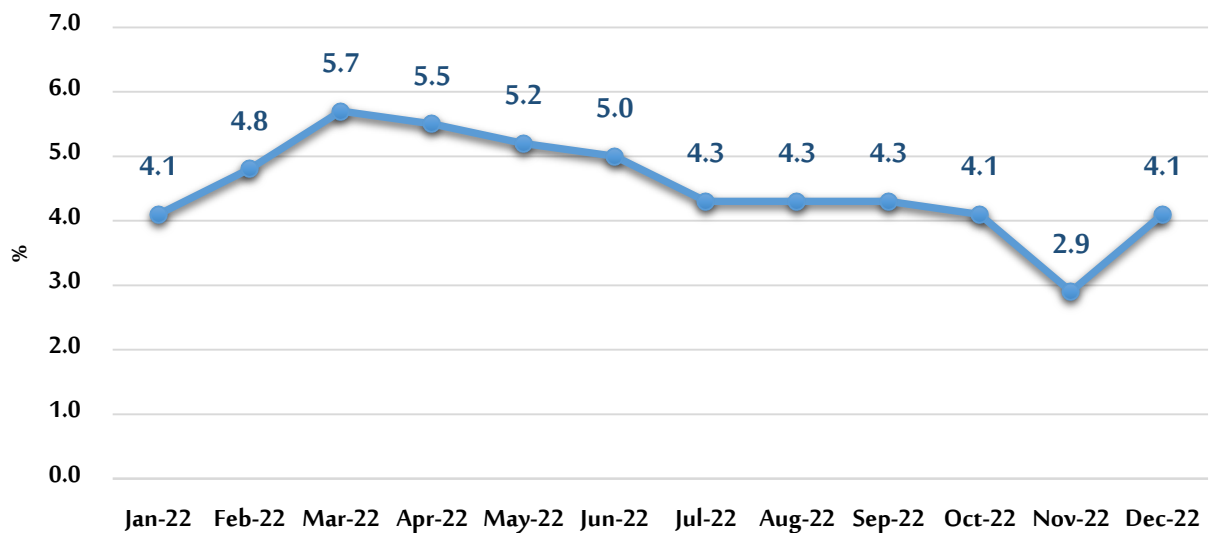
(Base Year 2008)

Month	On a monthly basis	On an annual basis
Jan-22	0.6	4.1
Feb-22	0.9	4.8
Mar-22	1.1	5.7
Apr-22	0.3	5.5
May-22	0.2-	5.2
Jun-22	0.1	5.0
Jul-22	0.1	4.3
Aug-22	0.2	4.3
Sep-22	0.2	4.3
Oct-22	0.3	4.1
Nov-22	0.3	2.9
Dec-22	0.1	4.1

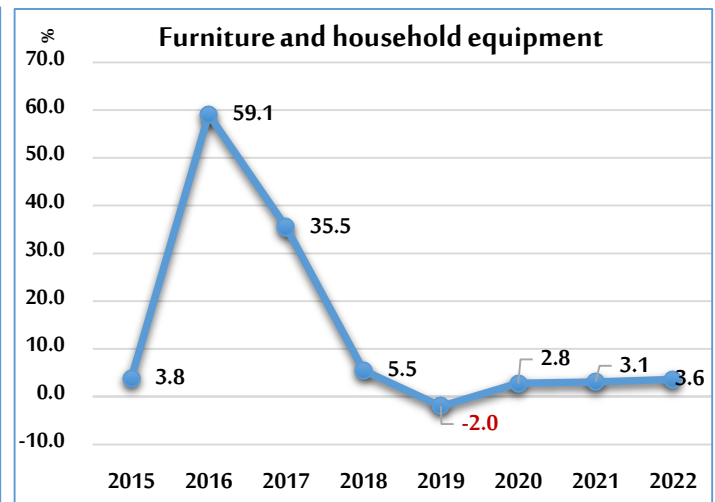
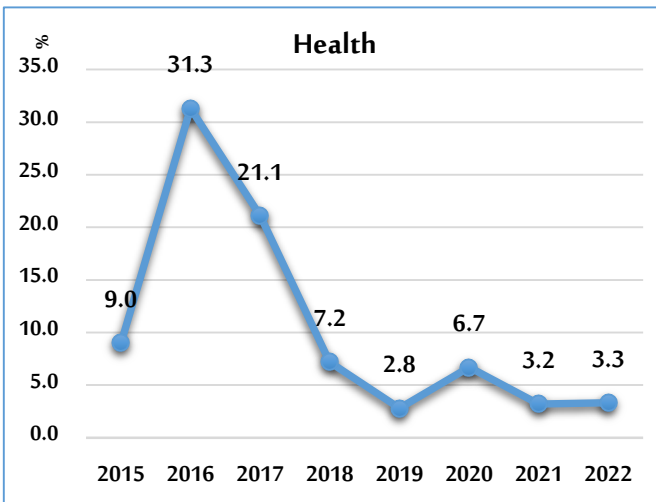
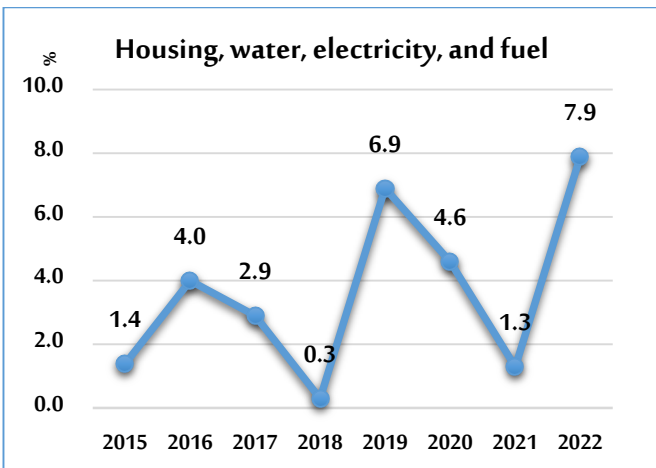
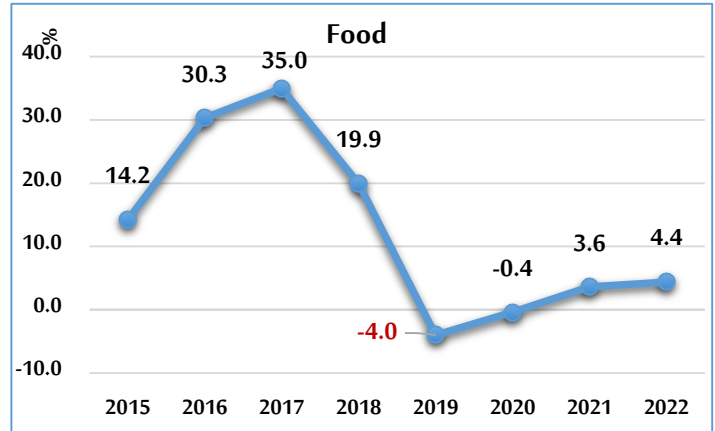
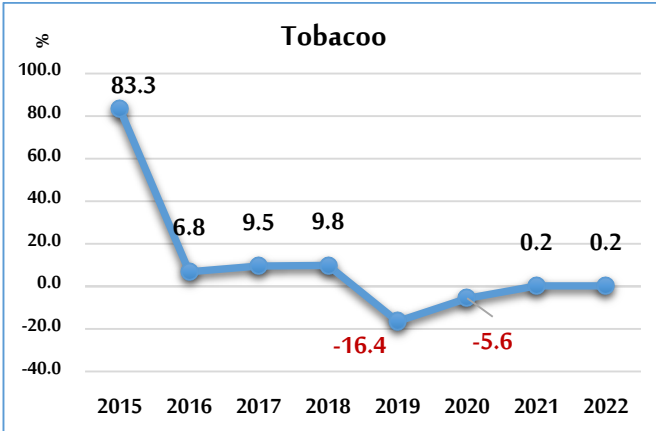
General inflation rate on a monthly basis

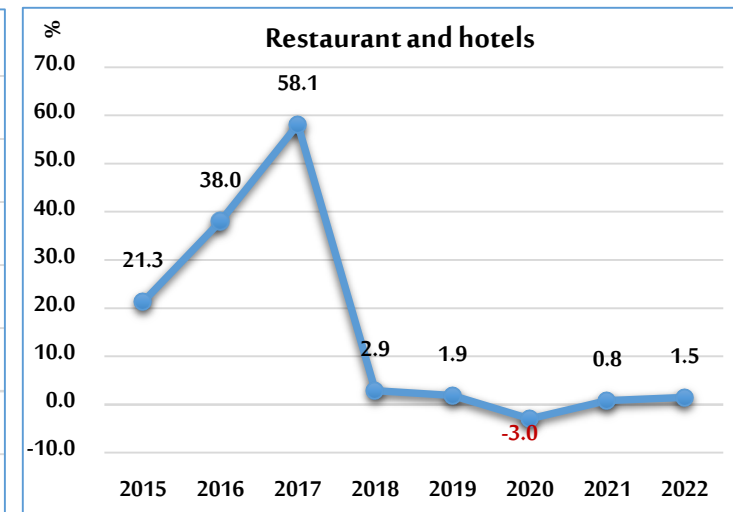
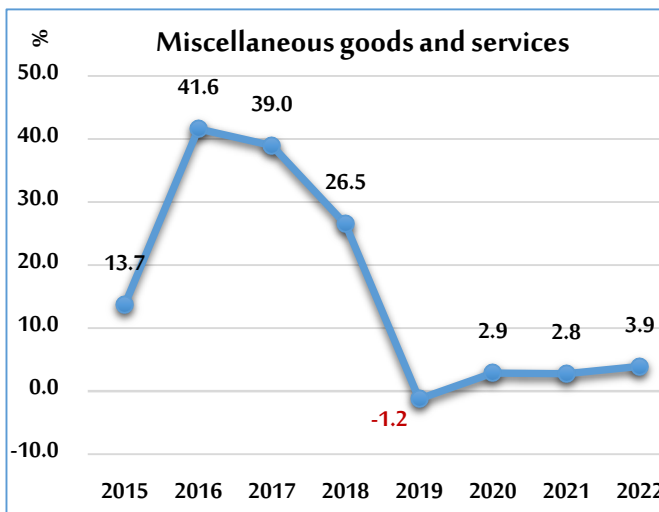
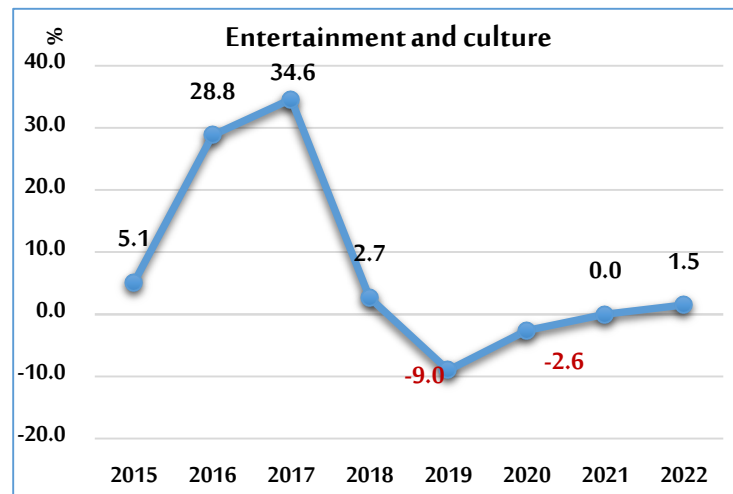
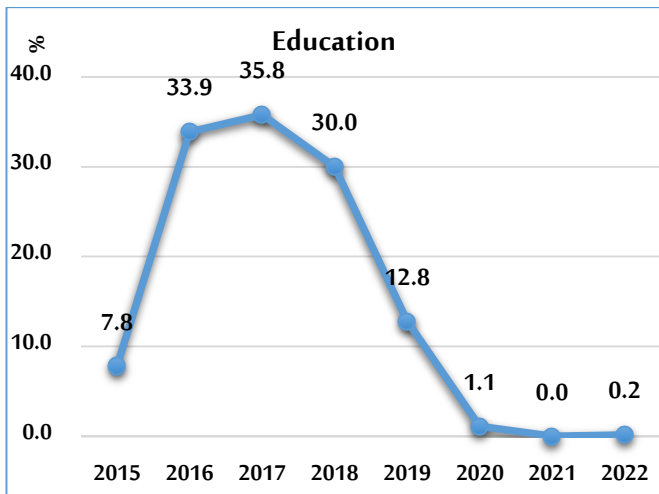
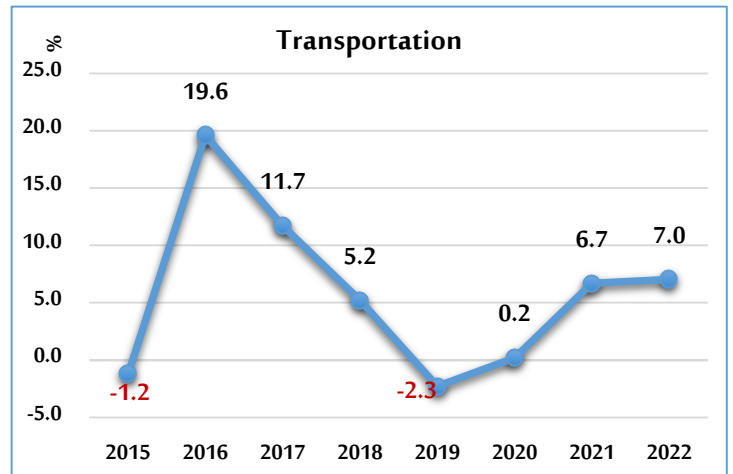
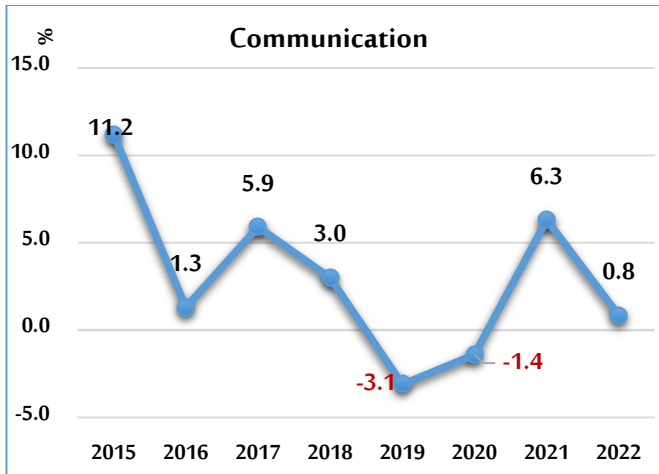


General inflation rate on an annual basis



**Graphs of inflation rates in the main groups  
on an annual basis**





End of the report,,,