

Central Bank of Libya

Commercial Banks' Uses of Foreign Exchange

During (1/1 - to 30/04/2025)



Research and Statistics Department



Foreign Exchange Expenditures' Movement Analysis

From 1/1 – to 30/04/2025

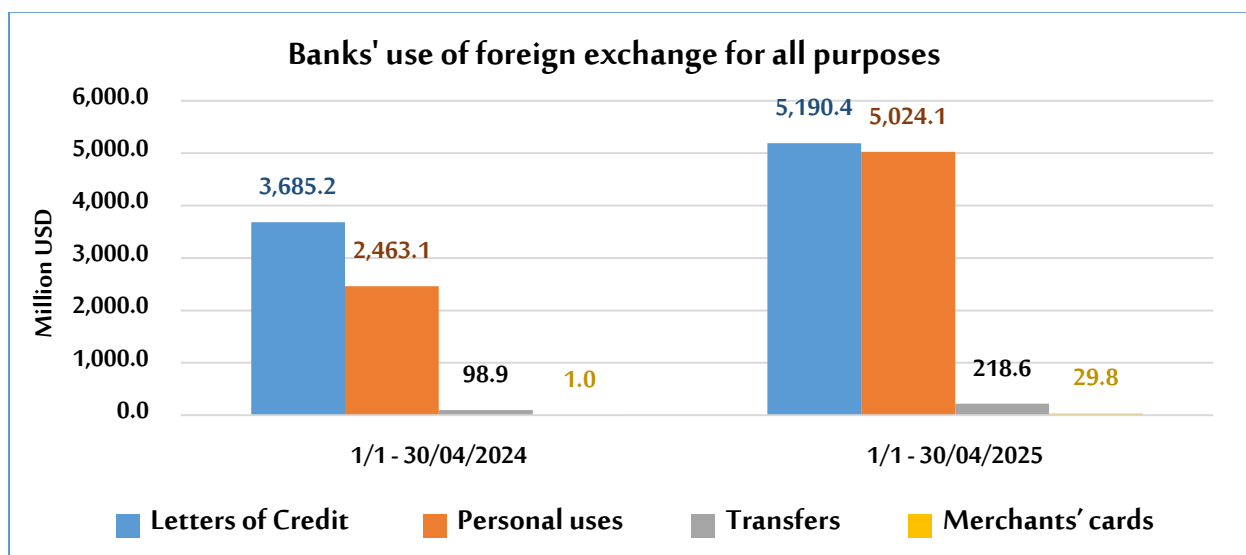
The total uses of foreign exchange by banks from 1/1 – to 30/04/2025 amounted to about **\$10,462,892,241** compared to **\$6,248,139,858** during the same period of 2024, which is an increase of about **\$4,214,752,383**, with a rate of **67.5%**.

The letters of credit accounted for **49.6%** of total bank uses of foreign exchange, personal purposes accounted for **48.0%** of total bank uses of foreign exchange, while transfers accounted for only **2.4%** of total uses.

The actual banks' uses of foreign exchange for all purposes

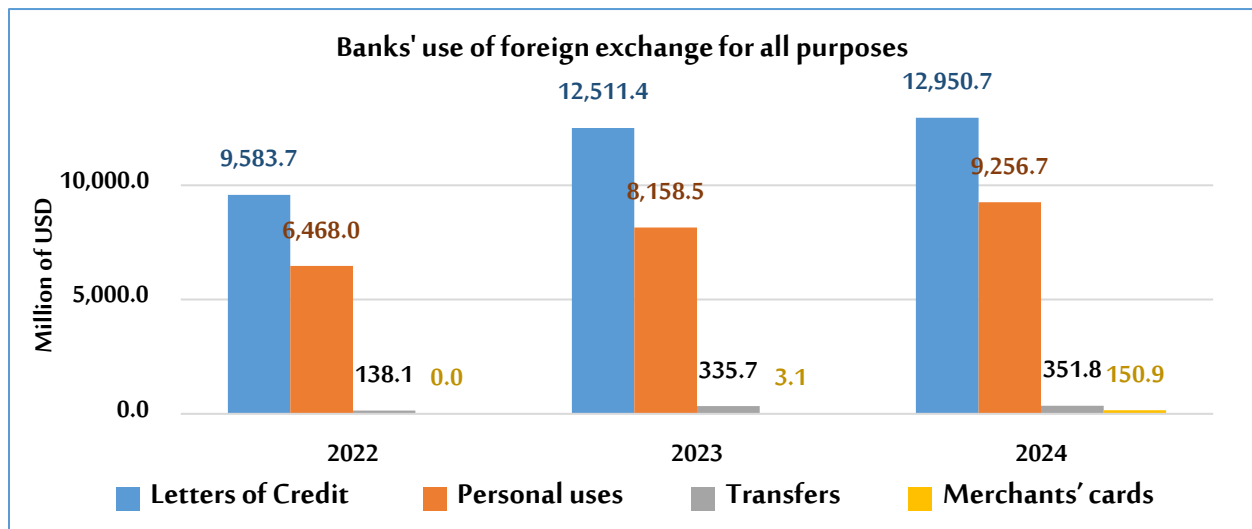
" in USD "

Item	From 1/1 to 30/04 of 2024	From 1/1 to 30/04 of 2025	Change in value	Percentage change
Letters of Credit	3,685,175,194	5,190,430,195	1,505,255,001	40.8
Transfers	98,897,964	218,580,460	119,682,496	121.0
Personal uses	2,463,066,700	5,024,128,010	2,561,061,310	104.0
Merchants' cards	1,000,000.00	29,753,576	28,753,576	2,875.4
Total	6,248,139,858	10,462,892,241	4,214,752,383	67.5





The following chart shows the banks' actual uses of foreign currency during the last three years (2022-2024):



Amounts sold to banks in foreign exchange for all purposes:

According to the table below, which illustrates the values sold of foreign exchange by banks, it is clear that [Aman Bank for Trade and Investment](#) was the most bank purchased foreign exchange from 1/1 – to 30/04/2025 with a market share of 20.0%, as the total amounts of foreign exchange purchased was about \$2,094,267,786, followed by [National Commercial Bank](#) with a market share of 14.6%, as the total amounts of foreign exchange purchased was about \$1,523,058,223, then [Jumhouria Bank](#) was in the third place with a value of \$1,053,304,821. Then [Wahda Bank](#) was ranked in fourth place with a value of \$781,462,301, then [United Bank for Trade and Commerce](#) was in fifth place with a value of \$684,419,174. Then [Nuran Bank](#) was ranked in sixth place with a value of \$656,959,048. The following banks come in terms of relative importance in order: [North African Bank](#), [Assaray Trade and Investment Bank](#), [Libyan Islamic Bank](#), [Bank of Commerce and Development](#), [Sahara Bank](#), and [Andalus Bank](#), as shown in the table below, which also contains the order in which banks were in the same period of 2024.



Ranking of banks according to the total amounts sold of foreign exchange.

Bank	From 1/1 to 30/04 of 2024			From 1/1 to 30/04 of 2025		
	Order	Value in USD	Market Share	Order	Value in USD	Market Share
Aman Bank for Trade and Investment	3	747,915,156	12.0 %	1	2,094,267,786	20.0 %
National Commercial Bank	1	1,150,495,301	18.4 %	2	1,523,058,223	14.6 %
Jumhouria Bank	2	838,113,017	13.4 %	3	1,053,304,821	10.1 %
Wahda Bank	5	553,701,400	8.9 %	4	781,462,301	7.5 %
United Bank for Commerce and Investment	6	428,964,033	6.9 %	5	684,419,174	6.5 %
Nuran Bank	4	557,792,243	8.9 %	6	656,959,048	6.3 %
North African Bank	11	237,219,200	3.8 %	7	536,726,927	5.1 %
Assaray Trade and Investment Bank	13	156,010,435	2.5 %	8	480,636,644	4.6 %
Libyan Islamic Bank	7	373,219,515	6.0 %	9	462,073,809	4.4 %
Bank of Commerce and Development	9	272,764,906	4.4 %	10	438,680,730	4.2 %
Sahara Bank	8	296,176,934	4.7 %	11	334,088,564	3.2 %
Andalus Bank	10	261,384,017	4.2 %	12	292,052,763	2.8 %
Yaqeen Bank	20	-266,694	0.0 %	13	277,612,544	2.7 %
Libyan Foreign Bank	17	15,656,908	0.3 %	14	275,143,710	2.6 %
First Gulf Libyan Bank	12	197,904,742	3.2 %	15	212,959,402	2.0 %
Tadhamon Bank	15	47,718,614	0.8 %	16	94,031,775	0.9 %
Mediterranean Bank	16	29,041,310	0.5 %	17	92,662,324	0.9 %
Alwaha Bank	14	72,417,779	1.2 %	18	91,854,368	0.9 %
Arab Investment Islamic Bank	-	-	-	19	38,768,497	0.4 %
National Union Bank	19	0	0.0 %	20	30,438,801	0.3 %
Alwafa Bank	18	11,911,043	0.2 %	21	11,690,030	0.1 %
Total	-	6,248,139,858	% 100.0	-	10,462,892,241	% 100.0



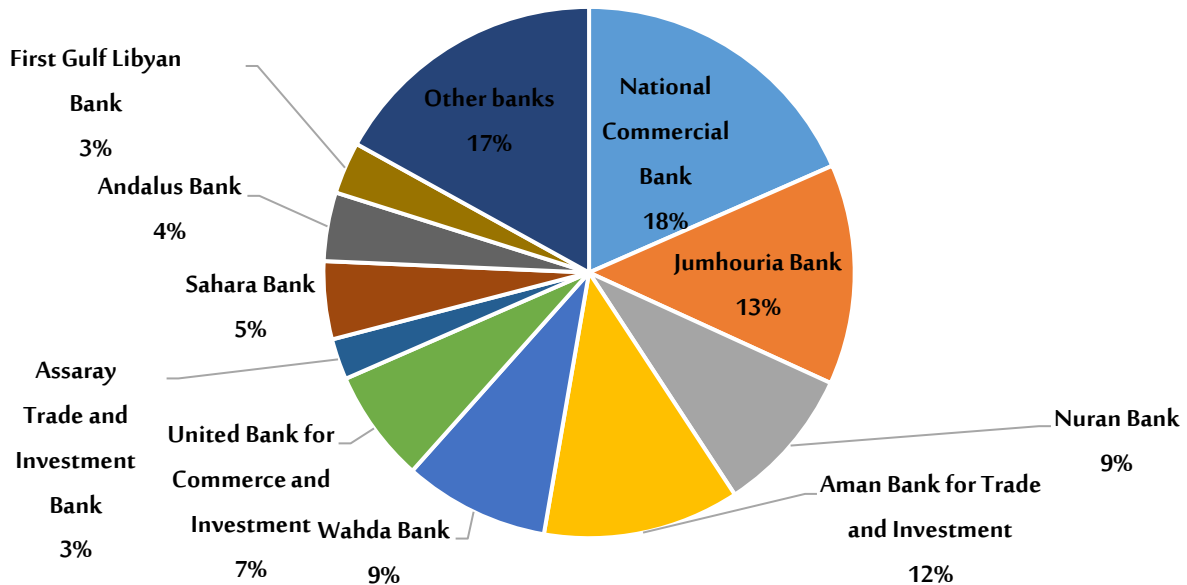
Order	Bank	Letters of Credit		Miscellaneous Transfers		Personal Purposes		Merchants' cards	
		From 1/1 to 30/04 of 2024	From 1/1 to 30/04 of 2025	From 1/1 to 30/04 of 2024	From 1/1 to 30/04 of 2025	From 1/1 to 30/04 of 2024	From 1/1 to 30/04 of 2025	From 1/1 to 30/04 of 2024	From 1/1 to 30/04 of 2025
-1	Aman Bank for Trade and Investment	268,161,156	547,809,179	842,200	1,029,407	478,911,800	1,530,424,200	0	15,005,000
-2	National Commercial Bank	761,723,579	844,733,092	2,254,622	143,931	385,517,100	675,281,200	1,000,000	2,900,000
-3	Jumhouria Bank	529,561,545	608,792,801	2,924,772	1,067,820	305,626,700	443,444,200	0	0
-4	Wahda Bank	292,821,061	317,165,138	254,940	113,819,863	260,625,400	350,477,300	0	0
-5	United Bank for Commerce and Investment	201,275,533	274,326,274	0	0	227,688,500	408,892,900	0	1,200,000
-6	Nuran Bank	429,913,474	409,900,822	11,289,469	1,093,150	116,589,300	240,020,000	0	5,945,076
-7	North African Bank	103,951,364	316,527,793	10,423,936	9,313,934	122,843,900	208,905,200	0	1,980,000
-8	Assaray Trade and Investment Bank	117,404,507	426,716,760	4,429	4,381,384	38,601,500	48,893,500	0	645,000
-9	Libyan Islamic Bank	228,724,907	278,105,396	6,749,208	1,035,403	137,745,400	182,433,010	0	500,000
-10	Bank of Commerce and Development	76,046,434	72,788,631	19,483,972	22,218,799	177,234,500	343,453,300	0	220,000
-11	Sahara Bank	171,204,016	138,664,871	4,962,718	11,237,393	120,010,200	184,186,300	0	0
-12	Andalus Bank	213,897,206	201,521,463	13,580,110	4,000,000	33,906,700	86,531,300	0	0
-13	Yaqeen Bank	-266,694	134,084,721	0	1,660,723	0	141,358,600	0	508,500
-14	Libyan Foreign Bank	5,206,520	238,405,107	9,848,888	36,738,603	601,500	0	0	0
-15	First Gulf Libyan Bank	182,667,262	203,945,015	14,322,881	8,555,487	914,600	458,900	0	0
-16	Tadhamon Bank	42,844,814	51,305,475	0	0	4,873,800	42,726,300	0	0
-17	Mediterranean Bank	20,806,310	31,660,824	0	755,000	8,235,000	59,396,500	0	850,000
-18	Alwaha Bank	32,594,258	23,157,368	1,955,821	0	37,867,700	68,697,000	0	0
-19	Arab Investment Islamic Bank	0	37,238,933	0	1,529,564	0	0	0	0
-20	National Union Bank	0	29,357,301	0	0	0	1,081,500	0	0
-21	Alwafa Bank	6,637,943	4,223,230	0	0	5,273,100	7,466,800	0	0
Total Grand		3,685,175,194	5,190,430,195	98,897,964	218,580,460	2,463,066,700	5,024,128,010	1,000,000	29,753,576



Amounts sold to banks in foreign exchange - According to purpose.

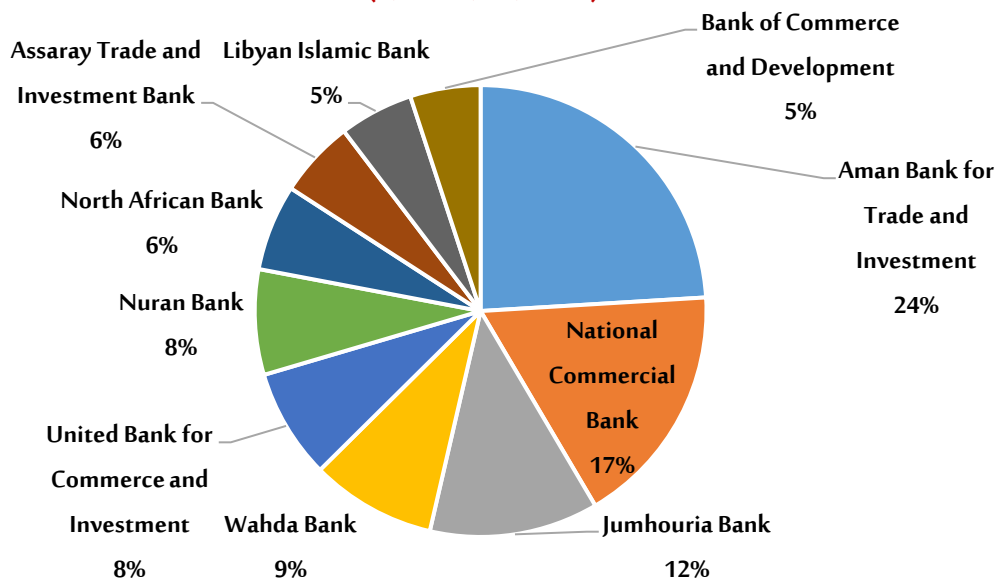
Relative importance by bank for foreign exchange uses

(1/1 - 30/04/2024)



Relative importance by bank for foreign exchange uses

(1/1 - 30/04/2024)





Accepted banks' requests to cover Letters of Credit and transfers, except for personal purposes, from 1/1 – to 30/04/2025:

The number of companies, factories, public entities, and other entities whose applications were approved to purchase foreign exchange from 1/1 – to 30/04/2025 has reached (1,542), with a number of total requests amounting to 5,353 applications. Most of these applications were made on purpose to cover letters of credit, which were 4,511 applications, 84.2% of the total applications, as shown in the following tables:

Number of accepted applications for foreign exchange purchase - by sectors

Sectors	Number of companies, factories, or entities
Private Sector	1,476
Public Sector	32
Miscellaneous Entities	34
Total	1,542

Number of accepted applications for foreign exchange purchases by type of transfer

Transfer type	Number of requests			Total	Relative Importance %
	Private Sector	Public Sector	Banking Sector		
Letters of Credit	4,417	89	5	4,511	84.2%
Airlines Transfers	514	20	8	542	9.8%
Commercial Transfers	48	74	6	128	2.9%
Other Transfers	18	60	37	115	2.0%
Insurance Transfers	8	21	0	29	0.5%
Salary Transfers	0	0	24	24	0.5%
Industrial Transfers	3	0	0	3	0.0%
Gold Import Transfer	1	0	0	1	0.0%
Total	5,009	264	80	5,353	100.0%



1. Private Sector

The number of private sector companies and factories reached (1,476) whose requests for foreign exchange from banks to cover Letters of credit and other transfers were approved during the period (1/1 - until 30/04/2025), where requests for the purchase of foreign exchange by the private sector for importing production and operational requirements, as well as various foodstuffs, ranked first and second among the total purchase requests during this period, accounting for 23.8% and 23.6% respectively.

As for private sector companies, Al-Libya Al-Muttahida for Beverage Packaging ranked first, followed by Al-Jawda Al-Alamiya Al-Oula for Feed Manufacturing, Flour Mills, and Food Industries in second place.

The following tables show the foreign currency purchase requests for goods or services, as well as requests according to the top 100 companies during the period.

Purchase orders for the top fifty goods or services - Private sector

During the period (1/1 – 30/04/2025)

"Descending order"

Order.	Company or factory	Value in USD	Relative Importance %
1	Production and Operation Supplies	1,270,705,303	23.8%
2	Miscellaneous Food Commodities	1,260,067,006	23.6%
3	Building Materials and Construction Supplies	427,914,544	8.0%
4	Transportation, tires, batteries and spare parts	314,831,539	5.9%
5	Machinery and Equipment	308,242,000	5.8%
6	Feeds	271,456,254	5.1%
7	Electronic Equipment	240,180,157	4.5%
8	Live and frozen meat	213,218,320	4.0%
9	Human Medicines	167,138,275	3.1%
10	Agricultural	133,413,777	2.5%
11	Essential Commodity Production Requirements	131,861,019	2.5%
12	Household and Household Electrical	107,226,634	2.0%



13	Cleaning Materials	50,082,330	0.9%
14	Milk, diapers and baby food	48,921,689	0.9%
15	Airlines Transfers	46,244,349	0.9%
16	Milk	44,447,720	0.8%
17	ICT Services	35,331,344	0.7%
18	Cleaning Materials	34,683,045	0.7%
19	Cheeses	24,851,555	0.5%
20	Medical	24,212,167	0.5%
21	Tobacco of all kinds	20,568,000	0.4%
22	Furniture	19,216,086	0.4%
23	Clothing and Shoes	17,875,821	0.3%
24	Burniq Air requests	15,719,996	0.3%
25	Agricultural	14,205,977	0.3%
26	Miscellaneous	13,509,108	0.3%
27	Stationery	13,049,369	0.2%
28	Hygienic materials	12,936,494	0.2%
29	Various navigational services	12,402,537	0.2%
30	Fruits and Vegetables	11,263,151	0.2%
31	Butter	7,659,414	0.1%
32	Special requests for Libyan Wings Company	3,690,357	0.1%
33	Ghee	3,498,783	0.1%
34	Veterinary Medicines	2,352,422	0.04%
35	Importing a Gold Commodity	1,984,995	0.04%
36	Fish and Marines	1,976,792	0.04%
37	Insurance Companies Transfers	1,883,340	0.04%
38	Carpets and Textiles	1,459,535	0.03%
39	Other Goods	1,334,557	0.03%
40	MedSky Airways Company requests	664,251	0.01%
41	Training Courses Transfers	41,135	0.001%
42	Insurance Companies Requests	29,600	0.001%
43	Flight Tickets	23,874	0.000%



Purchase orders by the most important hundred companies - **Private sector**

During the period (1/1 – 30/04/2025)

"Descending order"

Order.	Company or Factory	Value in USD
1	Allibya almutahida for Beverage Packaging	82,317,959
2	Aljoda alalamia alawla for Feed, Flour Mills, and Food Industries	69,785,295
3	Toyota Libya for Car Trading, Spare Parts, Import and Export	64,504,407
4	Basmati for Food Industries	56,989,464
5	Alnaseem for Food Industries	56,434,383
6	Alsharq alliby for Mills, Feed, and Rice Milling	45,633,800
7	Majmouat alemtiaz for Importing Various Means of Transportation and Accessories	43,504,934
8	Wadi alkof for Mills, Feed, and Rice Milling	43,078,123
9	Aldeqa aldhahabiya for Food Industries	42,105,780
10	Nabd alatlasi for Importing Foodstuffs, Livestock, and Meat	41,973,193
11	Africa for Beverage Packaging	41,037,722
12	Ghitha alnile for Importing Foodstuffs, Vegetables, Fruits, Livestock, and Meat	40,655,031
13	Aali alandalus for Food Industries	39,302,079
14	Albariqa albayda for Oil Services	37,974,000
15	Aljibal for Feed Industries	36,728,641
16	Alzargaa alduwalia for Food Industries	36,208,310
17	Aali Sidra for Building Materials Industry	36,015,611
18	Solb Libya almutahida for Iron and Steel Industry	35,043,380
19	Aljayed for Importing Foodstuffs	34,381,766
20	Alssad aljadeed for Feed Industry and Its Derivatives	34,043,437
21	Samaa allibiya for Importing Foodstuffs, Livestock, and Meat	32,655,780
22	Droob Libya for Importing Transportation and Accessories	32,462,824
23	Almotakhasis alhadith for Food and Soft Drink Industries	32,247,950
24	Alshurooq alalame for Food Industries	32,082,811
25	Althamarat allibiya for Importing Foodstuffs, Fruits, and Meat	31,262,648



26	Alwisam aldhababi for Flour Industry and Rice Milling	30,041,016
27	Almotahida alarabia for Cleaning Materials Industry	29,962,800
28	Alfa for Importing Medicines, Medical Equipment, Medical Products, and Mother & Baby Supplies	27,502,419
29	Rayyan for Mills and Feed	26,873,071
30	Altaawon for Feed Industry	25,534,500
31	Qartaj for Food Industries	25,115,359
32	Marmara alandalus for Importing Building Materials and Sanitary Ware	25,097,165
33	Majmouat alraedoon for Building Materials Industry	23,544,185
34	Atlas altakniya for Food Industries	23,333,257
35	Aldoroub for Bitumen, Tar, and Insulation Manufacturing	23,213,950
36	Alnasia alittihadiya for Importing Foodstuffs, Livestock, and Meat	22,958,135
37	Fardas for Pasta and Couscous Production	22,664,412
38	SAS for Building Materials, Paints, Plastics, and Raw Materials	22,468,390
39	Almedad for Importing Building Materials	21,649,349
40	Tripoli alkubra for Tomato Products and Food Packaging Industry	21,612,700
41	Alrafeeq alamthal for Building Materials Industry	21,601,335
42	Ghalia for Importing and Distributing Foodstuffs	20,446,887
43	Basmat aljoda for Importing Foodstuffs, Livestock, and Meat	20,444,790
44	Tareeq alqara for Importing Foodstuffs	20,405,207
45	Albonyan for Metal Melting and Rolling	19,990,270
46	Almajmoua allibiya for Oil and Energy Services	19,581,000
47	Almarai alkhisba for Mills, Feed, and Rice Milling	19,580,000
48	Asarya aldhababiya for Importing Foodstuffs	19,157,336
49	Alsandan almutalaq for Food and Soft Drink Industries	19,039,241
50	Qurtoba for Mills and Feed	18,848,845
51	Panorama almutawasset for Mills and Feed Ltd.	18,692,000
52	Atheel for Feed and Flour Mills Industry	18,498,825
53	Alhaj Anwar for Importing Foodstuffs, Livestock, and Meat	18,354,223
54	Alsawahil aldhababiya for Importing Foodstuffs	18,226,584
55	Jinan alkheir almotamayeza for Building Materials and Accessories Industry	16,945,467



56	Alayadi alnaqiya for Iron Industries	16,788,175
57	Delta alkhair for Food Industries	16,554,300
58	Tayba alalamia for Adhesive Materials Industry for Ceramic, Porcelain, Marble, and Granite	16,326,000
59	Alnafitha alsihhiya for Importing Medical Equipment and Supplies	16,277,054
60	Albadia alareqa for Building Materials Industry	16,248,015
61	Albilsan for Medical Supplies Industry	16,094,500
62	Majmouat almawashi alhaya for Importing Foodstuffs, Livestock, and Meat	15,970,400
63	Almisk alabyad for Importing Foodstuffs, Livestock, and Meat	15,966,050
64	Albariq alawal for Refractory Bricks, Cement, and Building Materials Industry	15,898,000
65	Almajd alalamia for Detergents, Disinfectants, and Descaling Products Industry	15,878,700
66	Berniq Aviation	15,719,996
67	Almotawasset for Feed Industry	15,440,000
68	Majmouat almawra for Mills, Feed, and Rice Milling	15,386,750
69	Diyar alsafwa for Cement Industries	15,337,585
70	Iwan alsharq for Food Industries	15,327,806
71	Altawasul alfareed for Importing Electrical Appliances and Household Items	15,187,128
72	Alssad for Mills, Feed, and Pasta	15,009,500
73	Oya alduwalia Aviation Ltd.	15,006,975
74	Alwessal allibiya for Mills and Feed	14,944,385
75	Alalama alduwalia for Raw Materials Industry	14,786,004
76	Alahed alwafi for Building Materials Industry	14,702,475
77	Alandalus for Pesticide Industry	14,495,750
78	Alrayhan for Food Industries	14,487,095
79	Badia alsahra for Importing Means of Transport and Accessories	14,371,000
80	Venus for Oil Operations and Well Drilling Services	14,313,285
81	Global for Building Materials, Paints, Putty Industry	14,178,600
82	Alsaqia almutahida for Importing Raw Materials	14,167,944
83	Alfolath for Aluminum Industry of All Types	14,025,131
84	Alturab alliby for Importing Foodstuffs and Livestock	13,930,909
85	Almousim for Food Industries and Rice Milling	13,470,000



86	Zahret alghitha for Importing Foodstuffs, Vegetables, Fruits, and Livestock	13,446,815
87	Alwihat almutajaddida for Importing Foodstuffs	13,218,684
88	Alnajah alraeda for Engineering Industries	12,845,974
89	Hadrian for Importing Foodstuffs Ltd.	12,613,234
90	Albariq alawal for Sponge and Medical Mattress Industry	12,470,450
91	Almustakshif alduwaly for Oil Services	12,350,000
92	Mawadda for Importing Foodstuffs, Livestock, and Meat	12,348,085
93	Alrafida for Petrochemical Industries	12,239,250
94	Emar aldeqa for Aluminum and PVC Industry	12,239,155
95	Alsafez alraqi for Importing Household Items, Electrical and Electronic Devices	12,185,780
96	Almaysem for Importing Cars and Spare Parts	12,061,912
97	Alnaeem for Mills, Feed, and Grains	11,770,125
98	Albastana for Kitchen Manufacturing and Spare Parts	11,617,745
99	Alwatad almateen for Plastic Industries	11,582,500
100	Alnamaa aljadeeda for Aluminum and PVC Industry	11,514,060

Banks' requests for letters of credits and remittances - Private sector

(By most important beneficiary countries)

The table below shows the values of banks' foreign exchange orders by beneficiary countries during (1/1 - 30/04/2025) of the private sector, according to the table 25% of bank transfers to cover letters of credit or other transfers were to The United Arab Emirates, then Türkiye ranked second with 21.1%, then Egypt and Switzerland with 12.9%, and 5.9% respectively. The following table shows the top twenty beneficiary countries.



Banks' requests for letters of credit and transfers - Private Sector

(according to the most important beneficiary countries)

During (1/1 – 30/04/2025)

Order.	Beneficiary Country	Value in USD	Relative Importance %
1	United Arab Emirates	1,335,449,655	25.0%
2	Türkiye	1,122,693,027	21.1%
3	Egypt	686,335,280	12.9%
4	Switzerland	313,017,595	5.9%
5	United Kingdom	217,260,672	4.1%
6	China	214,174,054	4.0%
7	Italy	169,285,782	3.2%
8	Tunisia	158,487,325	3.0%
9	Spain	101,676,947	1.9%
10	Thailand	83,765,773	1.6%
11	Austria	81,390,904	1.5%
12	Japan	71,735,821	1.3%
13	Netherlands	62,580,252	1.2%
14	Slovakia	55,382,800	1.0%
15	Jordan	46,968,428	0.9%
16	France	44,329,543	0.8%
17	Singapore	43,651,492	0.8%
18	Germany	41,245,017	0.8%
19	South Korea	36,001,795	0.7%
20	Belgium	33,857,207	0.6%



Banks' requests for letters of credit and transfers - Private sector

(According to the most important countries of origin of goods or services)

The table below shows the values of banks' foreign exchange orders by country of origin of goods or services during the period (1/1 - 30/04/2025) of the private sector. The goods and services of Turkish origin ranked first and accounted for **25.7%** of the total accepted purchase orders, imports of goods and services of Egypt origin were second attributed to **12.8%** of the total. While, goods and services of Chinese origin ranked third and accounted for **11.3%**, and goods and services of Indian origin represented **5.6%** of the total. The goods and services of Russian origin accounted for **5.5%** of the total. The following table shows the twenty most important countries of origin for goods or services.

Banks' requests for letters of credit and transfers - Private sector

(According to the most important countries of origin of goods or services)

During (1/1 – 30/04/2025)

Order.	Country of origins	Value in USD	Relative Importance %
1	Türkiye	1,370,257,478	25.7%
2	Egypt	684,819,904	12.8%
3	China	603,256,822	11.3%
4	India	298,415,400	5.6%
5	Russian Federation	295,710,214	5.5%
6	Brazil	253,055,070	4.7%
7	Italy	204,479,712	3.8%
8	Ukraine	149,252,446	2.8%
9	Tunisia	131,243,442	2.5%
10	Thailand	126,150,288	2.4%
11	Germany	110,104,759	2.1%
12	United States	99,490,746	1.9%
13	Romania	86,100,714	1.6%



14	France	71,000,437	1.3%
15	United Arab Emirates	70,895,085	1.3%
16	Saudi Arabia	65,634,131	1.2%
17	Netherlands	62,705,573	1.2%
18	Argentina	59,857,115	1.1%
19	Spain	59,549,561	1.1%
20	Ireland	59,265,099	1.1%

2. Public Sector

The number of public sector entities whose applications for foreign exchange to cover letters of credit and other transfers were approved reached 32 entities during the period (1/1 - until 30/04/2025), where Human Medicines ranked first of the total purchase orders during the period, as it constituted 32.9% of the total foreign exchange purchase requests, while the Iron and Steel Factory's Requirements ranked the second place in terms of relative importance to constitute about 19.7%. Therefore, with reference to the fact that human medicine supply letters of credit occupy the first place, the National Cancer Control Authority occupied the first place, as its accepted requests for the purchase of foreign currency recorded about \$162.5 million during the period, followed by requests from the Libyan Development and Reconstruction Fund with a total of accepted requests amounting to about \$109.3 million, then requests from the Libyan Iron and Steel Company with a total of accepted requests amounting to about \$101.3 million. The following tables show requests for the purchase of goods or services, as well as purchase requests according to public entities during the period.

**Purchase orders by commodity or service - public sector****During the period (1/1 – 30/04/2025)****"Descending order"**

Order.	Goods or Services	Value in USD	Relative Importance %
1	Human Medicines	162,502,583	32.9%
2	Libyan Iron and Steel Company Requirements	97,117,662	19.7%
3	Housing Projects Authority Requests	71,750,157	14.5%
4	Furniture	37,500,000	7.6%
5	Production and Operation Requirements	22,609,362	4.6%
6	Transportation, Tires, Supplies and Spare Parts	21,432,773	4.3%
7	Machinery and Equipment	21,209,101	4.3%
8	Communications and IT Services	15,687,067	3.2%
9	Almadar Aljadid Company	14,092,428	2.9%
10	Airline Transfers	7,742,144	1.6%
11	Libyana Mobile Phone Company Requests	4,941,797	1.0%
12	Feeds	3,281,519	0.7%
13	Al Ahlia Cement Company J.S.C	3,138,857	0.6%
14	Housing Projects Authority Requests	2,735,717	0.6%
15	Libya Insurance Company Transfers	2,663,799	0.5%
16	Libya Telecom and Technology Company	2,645,739	0.5%
17	Essential Commodity Production Requirements	1,105,340	0.2%
18	Goods for Public Services	515,040	0.1%
19	Port Operating Requirements	234,257	0.05%
20	Production and Operation Services	214,600	0.04%
21	Libyan Airlines Requirements	123,434	0.03%
22	Libyan Ports Company	81,580	0.02%
23	Hatef Libya Company Operating Supplies	42,999	0.01%
24	Medical Treatment Transfers	42,920	0.01%
25	Miscellaneous	40,500	0.01%
26	Training Course Transfers	10,670	0.002%
27	Port Operation and Maintenance Requirements	3,652	0.001%
28	Airports Authority	1,649	0.000%

**Purchase orders by entities - Public Sector****During the period (1/1 – 30/04/2025)****"Descending order"**

Order.	Entity Name	Value in USD
1	National Cancer Authority	162,502,583
2	Libya Development and Reconstruction Fund	109,250,157
3	Libyan Iron and Steel Company	101,285,397
4	Almadar Aljadid Company	27,460,422
5	Administrative Centres Development Authority	20,910,817
6	Az Zawiya Oil Refining Company	14,877,500
7	National Development Agency	13,154,980
8	Libyana Mobile Phone Company	12,903,094
9	Afriqiyah Airways	7,000,624
10	National Mills and Feed Company	3,281,519
11	Al Ahlia Cement Company J.S.C	3,138,857
12	Housing and Utilities Projects Implementation Authority	2,735,717
13	Libya Telecom and Technology Company J.S.C	2,594,910
14	Libya Insurance Company	2,249,922
15	Misurata Free Zone	2,248,021
16	Libyan International Telecommunications Company	1,721,433
17	Aletihad Alarabee Contracting Company J.S.C	1,552,288
18	Requests for Transportation Projects Board	1,105,340
19	Libyan Airlines	837,154
20	Al-Moalej Al-Hakim Medical Services Company	557,960
21	Electrical Industries Company	454,230
22	Libyan Federation of Insurance Companies	413,877
23	Tatweer Industrial Investment Company	321,900
24	Libyan Post Telecommunications & Information Technology Company	300,000
25	Atheqaa Company for Telecom and Data	148,580
26	General Company for General Cleaning Services Tripoli	129,354
27	Libyan Ports Company	85,232
28	Libyan Ground Services Company	60,300



29	National Agricultural Aviation Authority	51,370
30	National Trailers Company J.S.C	50,309
31	Hatef Libya Company	42,999
32	Libyan Project Management Company with the private sector	40,500

3. Miscellaneous:

Accepted Coverage Requests

Foreign Transfers - Salaries

During (01/01 - 30/04/2025)

"Descending order"

Order.	Entity	Value in USD
1	Egypt Air Company	8,822,143
2	Turkish Airlines Air Transport Company	5,461,043
3	Al Andalus Bank Company	4,000,000
4	Sahara Bank	3,739,617
5	Wahda Bank	1,229,644
6	Mediterranean Bank	755,000
7	Daman Islamic Bank	527,990
8	Islamic Finance Bank	368,786
9	(24) Salary transfers for foreigners	275,142
10	Alaman Bank for Trade and Investment	180,693
11	National Commercial Leasing Company	166,315

According to Beneficiary Country - Foreign Transfers (Salaries)

"Descending order"

Order.	Beneficiary Country	Value in USD
1	Egypt	7,344,483
2	United States	4,000,000
3	Türkiye	3,612,869



4	Lebanon	1,624,655
5	United Kingdom	755,000
6	Switzerland	750,000
7	United Arab Emirates	617,386
8	Tunisia	396,315
9	France	180,693
10	Philippines	67,535
11	Ukraine	65,618
12	Belgium	46,438
13	India	36,500
14	Jordan	17,600
15	Bangladesh	15,785
16	Poland	7,585
17	Germany	5,429



Appendices

Accepted coverage requests for all sectors from 1/1 – to 30/04/2025:

- List of all beneficiary companies and factories
- Purchase Orders by Goods or Services
- Purchase orders by country of origin of goods or services and the beneficiary country.

Accepted Coverage Requests
List of all Companies and Factories - Private Sectors
During (01/01 - 30/04/2025)

"Descending order"

Order.	Company or factory	Value in USD
1	Allibya almutahida for Beverage Packaging	82,317,959
2	Aljoda alalamia alawla for Feed, Flour Mills, and Food Industries	69,785,295
3	Toyota Libya for Car Trading, Spare Parts, Import and Export	64,504,407
4	Basmati for Food Industries	56,989,464
5	Alnaseem for Food Industries	56,434,383
6	Alsharq alliby for Mills, Feed, and Rice Milling	45,633,800
7	Majmouat alemtiaz for Importing Various Means of Transportation and Accessories	43,504,934
8	Wadi alkof for Mills, Feed, and Rice Milling	43,078,123
9	Aldeqa aldhahabiya for Food Industries	42,105,780
10	Nabd alatlas for Importing Foodstuffs, Livestock, and Meat	41,973,193
11	Africa for Beverage Packaging	41,037,722
12	Ghitha alnile for Importing Foodstuffs, Vegetables, Fruits, Livestock, and Meat	40,655,031
13	Aali alandalus for Food Industries	39,302,079
14	Albariqa albayda for Oil Services	37,974,000
15	Aljibal for Feed Industries	36,728,641
16	Alzargaa alduwalia for Food Industries	36,208,310
17	Aali Sidra for Building Materials Industry	36,015,611
18	Solb Libya almutahida for Iron and Steel Industry	35,043,380
19	Aljayed for Importing Foodstuffs	34,381,766
20	Alssad aljadeed for Feed Industry and Its Derivatives	34,043,437
21	Samaa allibiya for Importing Foodstuffs, Livestock, and Meat	32,655,780
22	Droob Libya for Importing Transportation and Accessories	32,462,824
23	Almotakhasis alhadith for Food and Soft Drink Industries	32,247,950
24	Alshurooq alalame for Food Industries	32,082,811
25	Althamarat allibiya for Importing Foodstuffs, Fruits, and Meat	31,262,648
26	Alwisam aldhahabi for Flour Industry and Rice Milling	30,041,016
27	Almotahida alarabia for Cleaning Materials Industry	29,962,800

28	Alfa for Importing Medicines, Medical Equipment, Medical Products, and Mother & Baby Supplies	27,502,419
29	Rayyan for Mills and Feed	26,873,071
30	Altaawon for Feed Industry	25,534,500
31	Qartaj for Food Industries	25,115,359
32	Marmara alandalus for Importing Building Materials and Sanitary Ware	25,097,165
33	Majmouat alraedoon for Building Materials Industry	23,544,185
34	Atlas altakniya for Food Industries	23,333,257
35	Aldoroub for Bitumen, Tar, and Insulation Manufacturing	23,213,950
36	Alnasia alittihadiya for Importing Foodstuffs, Livestock, and Meat	22,958,135
37	Fardas for Pasta and Couscous Production	22,664,412
38	SAS for Building Materials, Paints, Plastics, and Raw Materials	22,468,390
39	Almedad for Importing Building Materials	21,649,349
40	Tripoli alkubra for Tomato Products and Food Packaging Industry	21,612,700
41	Alrafeeq alamthal for Building Materials Industry	21,601,335
42	Ghalia for Importing and Distributing Foodstuffs	20,446,887
43	Basmat aljoda for Importing Foodstuffs, Livestock, and Meat	20,444,790
44	Tareeq alqara for Importing Foodstuffs	20,405,207
45	Albonyan for Metal Melting and Rolling	19,990,270
46	Almajmoua allibiya for Oil and Energy Services	19,581,000
47	Almarai alkhisba for Mills, Feed, and Rice Milling	19,580,000
48	Asarya aldhahabiya for Importing Foodstuffs	19,157,336
49	Alsandan almutalaq for Food and Soft Drink Industries	19,039,241
50	Qurtoba for Mills and Feed	18,848,845
51	Panorama almutawasset for Mills and Feed Ltd.	18,692,000
52	Atheel for Feed and Flour Mills Industry	18,498,825
53	Alhaj Anwar for Importing Foodstuffs, Livestock, and Meat	18,354,223
54	Alsawahil aldhahabiya for Importing Foodstuffs	18,226,584
55	Jinan alkheir almotamayeza for Building Materials and Accessories Industry	16,945,467
56	Alayadi alnaqiya for Iron Industries	16,788,175
57	Delta alkhair for Food Industries	16,554,300
58	Tayba alalamia for Adhesive Materials Industry for Ceramic, Porcelain, Marble, and Granite	16,326,000
59	Alnafitha alsihhiya for Importing Medical Equipment and Supplies	16,277,054
60	Albadia alareqa for Building Materials Industry	16,248,015
61	Albilsan for Medical Supplies Industry	16,094,500

62	Majmouat almawashi alhaya for Importing Foodstuffs, Livestock, and Meat	15,970,400
63	Almisk alabyad for Importing Foodstuffs, Livestock, and Meat	15,966,050
64	Albariq alawal for Refractory Bricks, Cement, and Building Materials Industry	15,898,000
65	Almajd alalamia for Detergents, Disinfectants, and Descaling Products Industry	15,878,700
66	Berniq Aviation	15,719,996
67	Almotawasset for Feed Industry	15,440,000
68	Majmouat almawra for Mills, Feed, and Rice Milling	15,386,750
69	Diyar alsafwa for Cement Industries	15,337,585
70	Iwan alsharq for Food Industries	15,327,806
71	Altawasul alfareed for Importing Electrical Appliances and Household Items	15,187,128
72	Alssad for Mills, Feed, and Pasta	15,009,500
73	Oya alduwalia Aviation Ltd.	15,006,975
74	Alwessal allibiya for Mills and Feed	14,944,385
75	Alalama alduwalia for Raw Materials Industry	14,786,004
76	Alahed alwafi for Building Materials Industry	14,702,475
77	Alandalus for Pesticide Industry	14,495,750
78	Alrayhan for Food Industries	14,487,095
79	Badia alsahra for Importing Means of Transport and Accessories	14,371,000
80	Venus for Oil Operations and Well Drilling Services	14,313,285
81	Global for Building Materials, Paints, Putty Industry	14,178,600
82	Alsaqia almutahida for Importing Raw Materials	14,167,944
83	Alfolath for Aluminum Industry of All Types	14,025,131
84	Alturab alliby for Importing Foodstuffs and Livestock	13,930,909
85	Almousim for Food Industries and Rice Milling	13,470,000
86	Zahret alghitha for Importing Foodstuffs, Vegetables, Fruits, and Livestock	13,446,815
87	Alwahat almutajaddida for Importing Foodstuffs	13,218,684
88	Alnajah alraeda for Engineering Industries	12,845,974
89	Hadrian for Importing Foodstuffs Ltd.	12,613,234
90	Albariq alawal for Sponge and Medical Mattress Industry	12,470,450
91	Almustakshif alduwaly for Oil Services	12,350,000
92	Mawadda for Importing Foodstuffs, Livestock, and Meat	12,348,085
93	Alrafida for Petrochemical Industries	12,239,250
94	Emar aldeqa for Aluminum and PVC Industry	12,239,155
95	Alsafez alraqi for Importing Household Items, Electrical and Electronic Devices	12,185,780

96	Almaysem for Importing Cars and Spare Parts	12,061,912
97	Alnaeem for Mills, Feed, and Grains	11,770,125
98	Albastana for Kitchen Manufacturing and Spare Parts	11,617,745
99	Alwatad almateen for Plastic Industries	11,582,500
100	Alnamaa aljadeeda for Aluminum and PVC Industry	11,514,060
101	Judy for Food Industries	11,495,744
102	Adwaa Africa for Importing Foodstuffs, Livestock, and Meat	11,409,085
103	Alsonobor for Aluminum Industry of All Types	11,269,468
104	Almadaq altyeb for Importing Foodstuffs, Livestock, and Meat	11,244,800
105	Asasat aleamara for Building Materials Industry	11,213,330
106	Asr albina alduwaly for Importing Building Materials and Accessories	11,181,780
107	Aseel for Baby Diapers and Tissue Manufacturing	11,132,912
108	Qasreen alddawaa for Importing Medical Equipment, Medicines, and Medical Products	10,849,988
109	Mezan alfan for Iron Industries	10,712,495
110	Ain Ashmaro for Importing Foodstuffs	10,670,985
111	Altaqnia alkhadra for Importing Electrical and Non-Electrical Devices and Spare Parts	10,670,454
112	Technologia for Building Materials, Paints, Plastics, and Raw Materials Industry	10,668,450
113	Alimtiiaz aljadeeda for Importing Means of Transport and Accessories	10,644,134
114	Omega for Chemical and Packaging Materials Industry	10,602,200
115	Libka for Food Industries	10,595,000
116	Dunya Libya for Food Industries	10,551,500
117	Alajniha allibiya Aviation Company	10,444,349
118	Ajawed alalamia for PVC and Its Derivatives Industry	10,388,363
119	Elm alaman for Importing Foodstuffs	10,327,091
120	Alraed allibiya for Importing Foodstuffs, Livestock, and Meat	10,301,600
121	Alzajel for Kitchen and Furniture Manufacturing of All Types	10,250,588
122	Altafdof for Importing Medical Equipment and Mother & Baby Supplies	10,202,394
123	Alrabee for Feed Industry	10,165,496
124	Altaqaddum alduwaly for Importing Electrical and Non-Electrical Devices and Spare Parts	10,064,618
125	Tamr Hind for Importing Cars and Spare Parts	10,016,616
126	Irsa alemar for Electrical Materials Industry	9,997,526
127	Adraj albina for Building Materials Industry	9,995,400
128	Alsaraya alraqiya for Importing Foodstuffs, Vegetables, and Fresh Fruits	9,941,441
129	Elemar alitby for Importing Medical Equipment and Mother & Baby Supplies	9,910,000

130	Majmouat alfakhama for Metal Melting and Forming	9,890,047
131	Almasdar almateen alawal for Kitchen Manufacturing	9,862,162
132	Alwasl almunir for Importing Foodstuffs, Livestock, and Meat	9,809,060
133	Aali Tripoli for Importing Foodstuffs	9,806,625
134	Aljayed for Food Industries	9,768,650
135	Bayan for Paper and Plastic Industries	9,735,996
136	Alshatt aljadeed for Importing Tobacco, Cigarettes, and Accessories	9,630,000
137	Samaa almutawasset Aviation	9,591,991
138	Alsomood for Importing Household Items Ltd.	9,561,507
139	Alrehab alawla for Diapers, Paper and Scented Tissue Manufacturing	9,508,400
140	Adwaa Alqara Boli for Flour Milling	9,468,555
141	Almajmoua allibiya almaltia for Medical Care Co.	9,442,400
142	Majmouat almazaare for Importing Agricultural Machinery	9,303,269
143	Alsahel for Importing Livestock and Meat	9,288,638
144	Hoqool alwatan for Importing Agricultural Equipment and Spare Parts	9,286,638
145	Albarka alalamia for Importing Foodstuffs, Livestock, and Meat	9,205,683
146	Mafaza shamal Africa for Importing Cars, Spare Parts, Oils, and Accessories	9,131,311
147	Bayti alfiddi for Kitchen, Furniture, and Decoration Industry	9,071,789
148	Roua taqadam for Importing Foodstuffs, Livestock, and Meat	9,066,764
149	Alayadi alбайдhaa for PVC Industry	8,989,353
150	Snao alduwalia for Importing Foodstuffs	8,907,800
151	Al-Elmia for Importing Medicines, Medical Preparations, and Mother and Baby Supplies	8,847,126
152	Amateen International for Food Industries and Grain Milling	8,843,550
153	Gargar for Agricultural and Animal Investment	8,842,848
154	Edri for Importing Means of Transportation and Accessories	8,809,330
155	Asas Albarmaja for Software Manufacturing	8,781,470
156	Karam Alkhair for Manufacturing Beverages and Juices	8,684,000
157	Alhadba for Feed Manufacturing	8,664,480
158	Altoroq Alhaditha for Manufacturing Asphalt and Insulating Materials	8,645,614
159	Almazraa Al-Dawliya for Importing Foodstuffs	8,603,111
160	Sanad Aleamar for Importing Building Materials and Sanitary Ware	8,588,664
161	Aldeqah Aldawliya for PVC Industry and Its Derivatives	8,430,224
162	Alola Alhaditha for Importing Electronic Devices and Accessories	8,411,350
163	Almasboubat for Manufacturing Building Materials	8,391,103

164	Alzahra for Importing Foodstuffs	8,340,005
165	Alsalam for Food Industries	8,339,000
166	Osoul Altechnologia for Manufacturing Electronic and Electrical Devices	8,320,400
167	Almawsem for Aluminum Industry and Its Derivatives	8,317,948
168	Ashab Alnema for Importing Agricultural Supplies and Seeds	8,316,911
169	Alrabya Alkhadra for Importing Foodstuffs	8,313,545
170	Alwataniya for Plastics Industry and Packaging Materials	8,271,315
171	Dar Qurtuba for Importing Medical Equipment, Medicines, Medical Preparations, and Mother and Baby Supplies Ltd.	8,269,832
172	Ard Alata for Food Industries	8,256,362
173	Alfallah Almomayaz for Food Industries	8,255,340
174	Alamana for Importing Medical Equipment, Medical Preparations, and Mother and Baby Supplies	8,222,205
175	Alkhebra for Shipping Agencies, affiliated with Natco Holding	8,201,229
176	Tayseer Aldaweya for Importing Medical Equipment, Medicines, Medical Preparations, and Mother and Baby Supplies	8,160,162
177	Alragas Alziraai for Importing Agricultural Machinery, Supplies, and Spare Parts	8,084,604
178	Altaef for Importing Foodstuffs	8,054,463
179	Ajyal for Food Industries	8,040,000
180	Alsafir Alalami for Importing Tobacco, Cigarettes, and Accessories	8,028,000
181	Aldyar Almushriqa for Importing Electrical Appliances, Phones, and Spare Parts	7,953,461
182	Altaleaa for Feed Manufacturing Ltd.	7,880,000
183	Alnawras for Feed, Mills, and Rice Milling	7,874,788
184	Alkhalij Alafriqi for Importing Heavy Machinery and Spare Parts	7,872,229
185	Shamal Almotawaset for Importing Foodstuffs	7,838,150
186	Marai Dofan for Importing Foodstuffs, Livestock, and Meat	7,833,062
187	Alibda for Manufacturing Detergents, Soap, and Supplies	7,814,400
188	Alghazala Allibiya for Importing Foodstuffs, Livestock, and Meat	7,773,037
189	Alfayd Aldaem for Importing Electrical Appliances and Spare Parts	7,721,382
190	Lamsa for General Contracting and Real Estate Investment, affiliated with Akakus Holding	7,682,500
191	Albait Albasiit for Importing Electrical Appliances	7,661,887
192	Rajha Alalamia for Importing Heavy Machinery, Factory Equipment, and Supplies	7,636,500
193	Alkhalijia Factory for Manufacturing Water and Oil Supplies	7,627,255
194	Alruwad Alalamia for Importing Means of Transportation and Accessories	7,626,785
195	Majmouat Almoroua for Mills, Feed, and Rice Milling	7,604,982

196	Almotaweron Alalamia for Carton and Packaging Industry	7,527,550
197	Majmouat Alemtiaz for Importing Agricultural Equipment and Supplies	7,524,548
198	Maysan for Food Industries	7,481,532
199	Delta Alkhair for Importing Building Materials, Sanitary Ware, and Accessories	7,432,030
200	Maysan for Plastics Industry	7,410,746
201	Alsahraa Aldawliya for Food Industries	7,378,743
202	Altafeq Alali for Importing Agricultural Supplies and Spare Parts	7,378,039
203	Allibiya Aljadida for Importing Cars and Spare Parts	7,349,624
204	Madraj Alkhairat for Food Industries	7,285,260
205	Almotahidoon Alalamia for Manufacturing Pipes and Plastic Packaging, including PVC	7,284,500
206	Alandalus for Oil Packaging and Bottling	7,282,055
207	Alnakhwa Allibiya for Importing Foodstuffs	7,262,274
208	Alseham Almotakadem Alawal for Importing Foodstuffs	7,239,300
209	Albariq Allama Alawal for Importing Electronic and Electrical Devices, Spare Parts, and Mobile Phones	7,185,400
210	Wasel Allibiya for Transport	7,141,940
211	Aldeqah Almutanahya for Aluminum and PVC Industry	7,124,598
212	Alqala for Wood Industries	7,084,211
213	Suluq for Poultry Breeding and Slaughtering	7,045,747
214	Alnahda Alfaniya for Chemical Additives and Solvents Industry	6,996,700
215	Alnajm Aldhahabi for Importing Electronic Devices, Spare Parts, and Mobile Phones	6,993,913
216	Manba Alwadi for Food Industries	6,968,400
217	Afaq Alghad for Wood Industries	6,904,731
218	Jawharat Alibda for Manufacturing All Types of PVC	6,889,072
219	Alsada Altebiya for Importing Medicines, Medical Equipment, and Pharmaceutical Supplies	6,887,724
220	Almankla for Importing Foodstuffs	6,880,092
221	Majmouat Alruwad for Metal Melting and Forming	6,855,731
222	Everest for Food Industries	6,827,009
223	Darsaf Libya for Ceramic, Porcelain, and Sanitary Ware Industry	6,677,475
224	Alquds for Manufacturing Plastic Tanks and Pipes	6,631,200
225	Majmouat Altawasul Almomayaz for Importing Raw Materials	6,628,500
226	Almira for Food Industries	6,574,486
227	Adwaa Alneizak for Importing Electronic Devices, Accessories, and Spare Parts	6,561,870
228	Rawasem Ltd. for Importing Cars and Spare Parts	6,511,375
229	Alkhair Aldaem for Importing Electrical and Electronic Materials	6,497,101
230	Alzahra Allibiya for Food Industries	6,445,000

231	Alhosn Almateen for Iron Industries	6,437,465
232	Altanmia Alhaditha for Iron Industries	6,408,410
233	Chefchaouen for Importing Raw Materials	6,356,750
234	Almobtaker Alhadith for PVC Industry	6,356,222
235	Altafeq Alsaheeh for Importing Foodstuffs, Fruits, Vegetables, Livestock, and Meat	6,350,871
236	Panorama Libya for Feed Industry	6,339,851
237	Alqema Aldawliya for Manufacturing All Types of Aluminum	6,333,721
238	Alofuq for Importing Mother and Baby Supplies	6,328,489
239	Alshams Alsaateaa for Food Industries	6,311,923
240	Alkhairat Alalamia for Importing Means of Transportation and Accessories	6,244,794
241	Matlaa Alfajr for Importing Decorative Materials, Hardware, and Cleaning Supplies	6,226,677
242	Aalam Alfada Altakni for Importing Electronic and Electrical Devices, Accessories, and Spare Parts	6,210,562
243	Alsatiea Alawla for Importing Electrical and Electronic Materials	6,175,100
244	Altasameem Alraeda for Building Materials Industry	6,150,352
245	Alittihad Alarabi for Feed and Grain Milling	6,127,336
246	Bab Almadina for Manufacturing All Types of Kitchens and Accessories	6,124,232
247	Nawarat Libya for Importing Foodstuffs	6,119,793
248	Zohour Almadina for Carton and Plastic Industry	6,100,979
249	Borj Alreef for Importing Raw Materials	6,091,200
250	Ajyad Libya Aloula for Importing Building Materials, Sanitary Ware, and Accessories	5,966,649
251	Platinum Aloula for Importing Raw Materials	5,937,624
252	Alrebat Alwatheq for Importing Foodstuffs, Livestock, and Meat	5,924,972
253	Alnajm Alsaed for Importing Heavy Machinery, Supplies, and Spare Parts	5,911,830
254	Afaq Alhadina for General Contracting and Real Estate Investment	5,901,500
255	Alremaah for Importing Foodstuffs	5,827,987
256	Alraed for Importing Sportswear and Shoes Ltd.	5,825,776
257	Sama Libya for Feed Industry	5,759,425
258	Albawadi Alkhadra for Feed and Grain Milling	5,729,895
259	Sama Almarai for Mills, Feed, and Rice Milling	5,724,770
260	Alreesah Aldhahabiya for Importing Foodstuffs Ltd.	5,707,843
261	Ajnihat Alssama for Aviation, affiliated with Ajwae Holding	5,700,000
262	Alfakhama Aldhahabiya for Flour Mills and Feed Industry	5,700,000
263	Alistithmaria for Engineering Industries and Metal Forming	5,692,876
264	Alshakl Almunasb for Importing Raw Materials	5,615,000

265	Alameen for Detergents Industry	5,601,150
266	Alkout Aljadeed for Importing Heavy Machinery, Supplies, and Factory Equipment	5,562,470
267	Sana Alalamia for Importing Electronic and Electrical Devices, Accessories, and Spare Parts	5,552,311
268	Sonar Libya Aljadeeda for Importing Foodstuffs	5,507,500
269	Alardh Albahira for Importing Agricultural Machinery, Supplies, and Spare Parts	5,459,927
270	Aljuhd Alfaeq for Importing Medical Equipment and Mother and Baby Supplies	5,452,000
271	Alkian Aljadeed for Importing Medicines, Medical Equipment, Medical Preparations, and Mother and Baby Supplies	5,397,190
272	Tanafus Alziraai for Importing Agricultural Machinery, Supplies, and Spare Parts	5,395,285
273	Albadil Aljadeed for Importing Means of Transportation and Accessories	5,378,000
274	Haram Alshifa for Importing Medical Equipment and Mother and Baby Supplies	5,367,595
275	Alrabee for Sponge, Furniture, and Mattress Industry	5,367,565
276	Bustan Libya for Importing Foodstuffs, Livestock, and Meat	5,337,953
277	Qemat Altawasul for Importing Various Means of Transportation, Agricultural Supplies, and Building Materials	5,326,105
278	Zahret Alsidr for Food Industries	5,324,810
279	Liboplast for Manufacturing Caps, Seals, and Food Packaging Materials	5,323,982
280	Alssafi for Importing Electrical and Non-Electrical Devices, Spare Parts, and Electronics	5,311,548
281	Luluwat Alardh for Importing Agricultural Machinery and Spare Parts	5,274,020
282	Alakhshab Almalakiya for Importing Building Materials, Sanitary Ware, and Accessories	5,188,149
283	Alkhadamat Aldhahabiya for Communications and Technology	5,149,400
284	Wareed Alhayat for Importing Electronic and Electrical Devices and Accessories	5,126,022
285	Alhayat Alshafia for Importing Medical Equipment and Mother and Baby Supplies	5,109,000
286	Altabaq Altaqlidi for Importing Foodstuffs	5,084,500
287	Alnoor Altayeb for Feed Industry	5,060,000
288	Altahadi Alkhaleed Aljadeed for Food Industries	5,050,000
289	Altariq for Iron Industries	5,026,305
290	Lamar Benghazi for Plastics Industry	4,993,000
291	Alshorouq Allibiya for Mills and Feed	4,992,992
292	Alssafaeh Albaidhaa for Building Materials Industry	4,987,000
293	Mawasem Alkhairat for Manufacturing All Types of Aluminum	4,985,630
294	Itar Alaman for Importing Means of Transportation and Accessories	4,968,167
295	Almateen for Importing Foodstuffs	4,964,421
296	Agadir Aldhahabiya for Importing Electrical Materials, Electronics, and Mobile Devices	4,957,800
297	Aber Alqaraat for Importing Raw Materials	4,955,420

298	Alseil Plast for Plastics Industry	4,930,818
299	Althiqa Aldaema for Importing Foodstuffs	4,906,726
300	Alrafeea Factory for Wood Industries	4,906,363
301	Alabraj for Manufacturing Building Materials, Cement, and Mining	4,904,000
302	Alboad Alakhar for Importing Building Materials, Sanitary Ware, and Accessories	4,869,800
303	Alwaha Aldawliya for Grain Milling and Feed Industry	4,842,020
304	Noq Libya for Importing Livestock and Meat	4,828,500
305	Aalam Alfada Altebi for Importing Medical Equipment and Supplies	4,811,393
306	Aliltisak for Manufacturing Insulating Panels	4,772,000
307	Anwar Almadina for Importing Electrical and Non-Electrical Devices and Spare Parts	4,762,845
308	Areen Aloula for Importing Foodstuffs	4,724,080
309	Fresh Libya for Importing Electrical Devices and Materials	4,713,122
310	World of Food for Importing Foodstuffs, Livestock, and Meat	4,708,482
311	Altag alareqa for Importing Electronic and Electrical Devices and Accessories	4,698,532
312	Altilal Al-Libya for Importing Foodstuffs	4,692,626
313	Qimat altaqadam for Manufacturing Building Materials	4,691,050
314	Rawaat alsenaia for Manufacturing Soap and Cleaning Materials	4,642,060
315	Almasa for Importing Foodstuffs	4,624,320
316	Alraes Factory for Wood Furniture Manufacturing	4,623,720
317	Tareeq alnoor for Importing Building Materials, Sanitary Ware, and Accessories	4,617,500
318	Alamal for Importing Means of Transport and Their Accessories	4,614,805
319	Alameer Allibiya for Importing Foodstuffs, Livestock, and Meat	4,588,855
320	Ruayat alibda for Importing Electronic and Electrical Devices, Spare Parts, and Mobile Phones	4,562,449
321	Alhadaf for Telecommunications	4,521,000
322	Janoub Libya for Importing Fruits, Vegetables, Foodstuffs, Livestock, and Meat	4,517,329
323	Elite alalamia for Importing Medical Equipment	4,514,255
324	Ajyalna for Importing Medical Equipment	4,502,085
325	Ben Taher Factory for Home and Office Furniture Manufacturing	4,499,842
326	Alelm almunir for Importing Stationery and Books	4,495,000
327	Naqa almeaden for Importing Raw Materials	4,480,000
328	Alquba alkhadra for Manufacturing Textiles and Furnishings	4,477,500
329	Alsaadi for Agricultural and Animal Production	4,449,947
330	Alwaha Aldawliya for Manufacturing Plastics and Derivatives	4,441,500
331	Alsafwa for Importing Electrical and Non-Electrical Devices, Spare Parts, and Electronics	4,439,141

332	Alsaqra alsamma for Importing Building Materials and Sanitary Ware	4,419,650
333	Al-lamsa alakhira Factory for Wood Furniture Manufacturing	4,414,351
334	Alsullam alharami for Iron Industries	4,390,750
335	Aldhura for Importing Agricultural Materials, Supplies, and Spare Parts	4,348,028
336	Ajwad almaharikat for Importing Cars	4,329,793
337	Alsahel alhadith for Importing Livestock and Meat	4,312,760
338	Jazan alhaditha for Importing Electrical and Non-Electrical Devices and Spare Parts	4,293,465
339	Albeebas Complex for Plastic Industries and Packaging Materials	4,283,782
340	Wadi Alzeed for Importing Foodstuffs	4,265,442
341	Noor Samaa for Importing Medical Equipment and Supplies	4,260,501
342	Alqayser for Importing Building Materials, Sanitary Ware, and Accessories	4,258,650
343	Alhulul almutakamela for Importing Medicines and Medical Equipment	4,244,623
344	Manarat alsahel for Importing Foodstuffs	4,188,522
345	Alrateel and Partners for Manufacturing Building Materials and Plastic Pipes	4,178,763
346	Riyad Libya for Importing Foodstuffs	4,110,861
347	Aghthat alshuhada for Food Industries	4,098,796
348	Idraan for Importing Foodstuffs, Livestock, and Meat	4,097,251
349	Fan altacnologia for Importing Electrical Devices, Spare Parts, Electronics, and Accessories	4,062,100
350	Libya for Aviation, Technical Services, and Tourism	4,053,133
351	Alrahba alhaditha for Importing Electrical and Non-Electrical Devices and Spare Parts	4,044,301
352	Firdas for Importing Foodstuffs, Livestock, and Meat	4,041,400
353	Alfajr aljadeed for Grain Milling, Flour Manufacturing, and Rice Processing	4,023,750
354	Aljubail for Importing Raw Materials	4,014,949
355	Alsahraa aldhabiya for Food Industries	3,992,000
356	Ostoal almutawasit for Importing Foodstuffs	3,991,000
357	Altaleaa aljadeeda for Feed Manufacturing – Limited Liability	3,990,000
358	Aalam altacnologia for Technical Solutions and Information Systems – Subsidiary of Libya International	3,964,796
359	Alsahel almutakadem for Importing Foodstuffs	3,954,875
360	Aqlam alsalam for Importing Electronic Devices, Electrical and Non-Electrical Materials, and Mobile Devices	3,950,939
361	Aljidar alibiya for Importing Means of Transport and Their Accessories – LLC	3,942,986
362	Qimam alsahel for Importing Electrical and Non-Electrical Materials and Spare Parts	3,897,685
363	Aljoda for Feed Manufacturing and Poultry Breeding	3,896,840
364	Alsohol alnaqeya for Importing Agricultural Machinery, Supplies, and Spare Parts	3,889,591
365	Sokra alalamia for Importing Foodstuffs, Livestock, and Meat	3,876,875

366	Alfath for Mills and Feed Manufacturing	3,854,500
367	Alezz for Paint and Putty Manufacturing	3,814,500
368	Arkan aljadeeda for Poultry Breeding and Hatching	3,807,176
369	Alzahraa for Food Manufacturing	3,805,316
370	Taj for Aviation	3,804,567
371	Masarat alajniha for Telecommunications and Information Technology	3,799,894
372	Dar altakhasos for Importing Electronic and Electrical Devices	3,786,360
373	Alghita for Manufacturing Plastic Pipes	3,777,200
374	Albaraka alsafya for Importing Medicines, Medical Preparations, and Mother & Child Supplies	3,773,997
375	Maany alkhair for Importing Foodstuffs	3,772,540
376	Alqunsul almutalaq for Manufacturing Cleaning Materials and Additives	3,753,649
377	Sadi alaswaq for Importing Electrical and Non-Electrical Devices and Spare Parts	3,753,099
378	Alqala alhaditha for Manufacturing Building Materials, Plastics, and Raw Materials	3,741,150
379	Aljamiea alistahelakia for Importing Foodstuffs, Livestock, and Meat	3,716,394
380	Alburj alawal for Importing Means of Transport, Spare Parts, Tires, and Batteries	3,711,713
381	Dar alkutkut for Hatching Fertilized Eggs and Producing and Training Chicks	3,708,288
382	Aksir aleafia for Importing Medical Equipment and Mother & Child Supplies	3,700,875
383	Aqar almutamyez for Aluminum Manufacturing	3,681,049
384	Aljuzur alzahera for Importing Electrical and Non-Electrical Devices, Spare Parts, and Electronics	3,675,963
385	Naseem alalamia for Importing Foodstuffs	3,652,633
386	Aramco Factory for Paint Manufacturing	3,651,200
387	Almais for Food Industries	3,649,936
388	Alruwis for Importing Electrical Devices, Spare Parts, Electronics, and Accessories	3,614,754
389	Alhabara for Importing Mother & Child Supplies, Medical Equipment, and Preparations	3,610,768
390	Najmat alsahel for Importing Agricultural Machinery, Supplies, and Spare Parts	3,601,461
391	Mersin for Importing Household and Electrical Goods	3,600,362
392	Tawasul alealam for Importing Electronic Devices, Accessories, and Spare Parts	3,599,797
393	Alfadil for Importing Tires	3,564,597
394	Haton for Importing Foodstuffs	3,530,809
395	Amazon Allibi for Importing Mobile Phones and Accessories	3,498,978
396	Biladi for Feed Manufacturing	3,487,250
397	Alard almorwiya for Importing Foodstuffs	3,484,200
398	Alnajm alsatea alfedhi for Importing Agricultural Machinery, Supplies, and Spare Parts	3,438,417
399	Almaqoud alsaree for Importing Oils, Tires, and Batteries	3,437,287
400	Alqimma Factory for Carton Manufacturing	3,429,900

401	Safari for Importing Foodstuffs – Contribution Company	3,426,617
402	Alwaad almutamayez for Importing Electronics and Home Appliances	3,382,996
403	Alruwad for Manufacturing Sponge and Mattresses	3,373,800
404	Bolizan for Manufacturing Paints, Putty, and Chemicals	3,373,800
405	Alghazara for Importing Foodstuffs, Livestock, and Meat	3,367,965
406	Alwadi alawal for Food Industries	3,367,800
407	Alzein aldawliya for Importing Foodstuffs	3,353,078
408	Aljazeera aloola for Importing Tires and Batteries	3,335,977
409	Sajima for Manufacturing Building Materials, Paint, Plastics, and Raw Materials	3,328,200
410	Misrata Pipes for Manufacturing Plastic Pipes and Accessories	3,296,974
411	Majmoat Alamal Alttabia for Importing Medicines and Medical Equipment	3,295,645
412	Almaharrikat alyabania for Importing Means of Transport and Their Accessories	3,284,644
413	Alhaes for Importing Clothing, Textiles, and Leather Products	3,267,661
414	Alsafa aloola for Manufacturing Insulation and Chemical Additives	3,266,100
415	Noor alkanari for Hatching Eggs and Poultry Production	3,263,293
416	Albareeq aldawli for Manufacturing Electronic and Electrical Devices	3,249,000
417	Alghwaitat for Importing Tires and Batteries	3,246,661
418	Wadi Bay Alkabir for Importing Seeds and Agricultural Supplies	3,240,000
419	SK Aldawliya for Manufacturing Marble, Granite, and Building Materials	3,234,022
420	Khalij alsidra for Importing Means of Transport and Their Accessories	3,222,998
421	Alqaydum for Importing Electrical and Household Goods	3,220,617
422	Alurban for Importing Medical Equipment, Medicines, Preparations, and Mother & Child Supplies	3,204,526
423	Libyana for Importing Foodstuffs, Livestock, and Meat	3,198,000
424	Alomran for Importing Cars and Spare Parts	3,179,934
425	Noqoush Libya for Importing Building and Sanitary Materials	3,167,053
426	Aali Tabesti for Food Industries	3,157,000
427	Alkhuyoul aldhabiya for Importing Building Materials, Sanitary Ware, and Accessories	3,141,636
428	Manarat Al-Iskandariya for Importing Foodstuffs	3,137,500
429	Altomooh alarabi for Importing Foodstuffs	3,135,395
430	Khayrat aljood for Importing Agricultural Machinery, Supplies, and Spare Parts	3,133,929
431	Alrafie Factory for Manufacturing Doors and Windows from Aluminum and PVC	3,129,310
432	Alburniq alawal for Importing Medical Equipment and Mother & Child Supplies	3,127,756
433	Super for Manufacturing Building Materials, Paint, Plastics, and Raw Materials	3,115,200
434	Alruya almutajadida for General Contracting and Real Estate Investment	3,093,882

435	Asasat almohandes for General Contracting	3,092,572
436	Alhakim for Importing Medicines and Medical Supplies	3,087,389
437	Alwiqaya for Importing Medical Equipment, Medicines, Preparations, Medical Labs, and Their Supplies	3,061,666
438	Souq Alkhamees for Feed Manufacturing	3,060,000
439	Altarabot almateen for Iron Industries	3,059,710
440	Alfa Engines for Importing Cars and Spare Parts – LLC affiliated with Alfa Holding	3,026,000
441	Alistimrar for Importing Foodstuffs	3,017,250
442	Alshahin alawal for Mills and Feed Manufacturing	3,016,000
443	Yadr Engines for Importing Means of Transport and Their Accessories	3,011,912
444	Almoaed Aldaqeeq for Telecommunications and IT	3,005,000
445	Kol alnas for Importing Foodstuffs and Livestock	2,999,430
446	Panorama Libya for Importing Foodstuffs	2,999,430
447	Alrayyan alraqi for Importing Foodstuffs and Ration Goods	2,998,800
448	Africa aljadeeda for Importing Foodstuffs	2,996,046
449	Alaiqlimia aljadeeda for Importing Raw Materials	2,994,528
450	Alomran for Manufacturing Iron in All Types and Forms	2,992,854
451	Aldawliya for Importing Electrical and Household Goods	2,989,144
452	Alfa for Importing Electrical Materials, Equipment, and Supplies	2,979,223
453	Dorsaf for Marble and Granite Manufacturing	2,976,750
454	Safaa aljoda for Flour Manufacturing	2,974,000
455	Alaqariya alhaditha for Importing Building Materials, Sanitary Ware, and Accessories	2,957,326
456	Alhisan aldhahabi for Manufacturing Cleaning Materials	2,951,750
457	Asnaf altabia for Importing Medical Equipment	2,942,838
458	Aldaqa for Aluminum Manufacturing	2,933,651
459	Jawharat Orayka for Importing Foodstuffs, Livestock, and Meat	2,925,005
460	Hqoul alawla for Importing Agricultural Machinery, Supplies, and Spare Parts	2,914,866
461	Almazaia Alaqaria for General Contracting and Real Estate Investment	2,910,743
462	Abirat albahar for Importing Tobacco, Cigarettes, and Their Supplies	2,910,000
463	Almobrooka for Importing Foodstuffs	2,900,643
464	Alferdaws alkhadra for Importing Tractors, Machinery, Equipment, and Agricultural Materials	2,900,557
465	Alkhayrat Farms for Feed Manufacturing and Grinding	2,900,000
466	Alhabba Alfiddhiya Alalamia for Importing Agricultural Machinery, Equipment, and Seeds	2,896,800
467	That Alburouj for Aluminum Manufacturing	2,895,462
468	Emax Electro for Importing Electrical and Electronic Devices	2,890,874

469	Wafeerat Alghitha for Importing Foodstuffs	2,882,250
470	Jawaher Nafisa for Food Industries	2,840,300
471	Almaali Alwataniya for Furniture, Doors, and Windows Manufacturing	2,833,335
472	Alneqat Aljadida for Importing Agricultural Machinery, Equipment, and Spare Parts	2,809,470
473	Almorouj for Feed and Rice Milling	2,800,000
474	Almotakaddemoun Allibyoun for Importing Electronic and Electrical Devices, Accessories, and Spare Parts	2,793,240
475	Almuqdad for Importing Foodstuffs	2,788,900
476	Almobarmij Alhadith for Importing Electronic and Electrical Devices and Accessories	2,777,860
477	Alain for Food Industries and Bottling Water and Juices	2,734,142
478	Almithaq Alhadith for PVC Manufacturing	2,713,462
479	Almuheet Alraida for Importing Electrical and Non-Electrical Devices and Spare Parts	2,705,408
480	Alreef for Importing Foodstuffs	2,699,516
481	Nabd Alfudad for Importing Medical Equipment	2,676,185
482	Alsobol Almasouma for Importing Agricultural Machinery and Spare Parts	2,673,842
483	Altafeq for Mills and Feed	2,651,500
484	Alikram for Importing Agricultural Machinery and Equipment	2,650,285
485	Alafdhuliya Aldaima for Importing Foodstuffs, Livestock, and Meat	2,644,941
486	Adwaa Almadina Aldhahabiya for Importing Electronic and Electrical Devices, Spare Parts, and Mobile Phones	2,638,093
487	Akno for Importing Foodstuffs	2,633,862
488	Talents Alalamia for Importing Various Means of Transportation and Accessories	2,627,956
489	Alkhiyar Alafdal for Importing Electronic and Electrical Devices	2,621,000
490	Mateen for Importing Cleaning Materials	2,611,692
491	Alzumuruda Alalamia for Food Industries, Mills, and Rice Milling	2,600,000
492	Alzaytouna Alaseela for Importing Foodstuffs	2,596,272
493	Alhawatif Almotaharrika for Importing Electronic Devices, Accessories, and Spare Parts	2,591,431
494	Alwessal for Asphalt and Petroleum Insulation Manufacturing	2,573,756
495	Atmar Almotahida for Importing Foodstuffs	2,572,444
496	Libya Hurra for Importing Generators, Machinery, Electrical Equipment, and Spare Parts	2,566,998
497	Onwan Alwaha for Food Industries	2,557,570
498	Lamsat Alhayat for Importing Medical Equipment, Medicines, Medical Supplies, and Mother and Child Necessities	2,553,684
499	Aldar Alarabia for Importing Foodstuffs, Livestock, and Meat	2,547,826
500	Altawasol Almotakamel for Importing Building Materials	2,530,296
501	Alkouf for Importing Foodstuffs	2,522,157

502	Libya Aljadeeda for Importing Cars and Spare Parts	2,518,022
503	Libya Alwataniya Alola for Wood Industries and Furniture Manufacturing	2,517,318
504	Alnukhba Almodee'a for Wooden and Metal Furniture Manufacturing and Accessories	2,516,192
505	Shuaa Alola for Building and Sanitary Materials Manufacturing	2,507,448
506	Allibyah Alasriya for Importing Electrical, Non-Electrical, and Electronic Devices and Accessories	2,501,863
507	Alqita'a Althabet for Aluminum Manufacturing	2,501,692
508	Elaf Aldawliya for Importing Clothing and Shoes, affiliated with Elaf Alola Holding	2,500,000
509	Anoud Aljabal for Importing Foodstuffs	2,499,998
510	Alnajah for Manufacturing Insulated Panels and Prefabricated Houses	2,499,642
511	Almostawrad Aljadeed for Importing Foodstuffs, Livestock, and Meat	2,498,300
512	Arzaq Alkhair for Food Industries	2,496,505
513	Alwethaq Alawwal for PVC Manufacturing	2,495,622
514	Alzahra Albaidha for Electrical Industries of All Types	2,493,440
515	Almajjal Alzakhir for Importing Electrical and Non-Electrical Devices, Spare Parts, and Electronic Devices	2,489,522
516	Shati Alnakheel for Iron Industries	2,485,653
517	Drob Libya Alalamia for Plastic Industries	2,481,380
518	Itqan Mobile for Importing Electronics, Electrical Materials, and Spare Parts	2,480,270
519	Alghitha Alsami Alawwal for Food Industries	2,480,000
520	Alnawar for Importing Medical Equipment and Supplies	2,475,937
521	Alsalwa for Food Industries, Water Technologies, and Plastic Pellet Manufacturing	2,474,018
522	Baqat Alrabee' for Importing Foodstuffs	2,465,000
523	Alatayyib for Importing Foodstuffs, Livestock, and Meat	2,446,275
524	Alistifada for IT, Surveillance System Installation, and Software Supply	2,441,500
525	Hadaeq Alnaseem for Food Industries	2,422,055
526	Nasaem Libya for Importing Decorations, Hardware, and Cleaning Materials	2,403,173
527	Majmouat Almotatawerin for Aluminum and PVC Manufacturing	2,400,993
528	Shamal Alqara for Importing Building and Sanitary Materials	2,398,155
529	Almuheet for Importing Electrical and Non-Electrical Devices and Spare Parts	2,394,600
530	Altahaddi Alawwal for Electronics Manufacturing	2,385,662
531	Ufoq Aldawliya for Importing Decorations, Hardware, and Cleaning Materials	2,378,259
532	Libyana for Importing Medicines and Medical Equipment	2,363,185
533	Elaf Alyasmeen for Importing Mother and Baby Supplies	2,360,477
534	Alwehda for Shipping Agencies	2,338,847
535	Alwahaj for Importing Foodstuffs, Livestock, and Meat	2,332,113

536	Alwathiq Alasliya for Importing Transportation Means and Accessories	2,328,902
537	Alrukn Alelektroni for Manufacturing Electronic and Electrical Devices	2,319,641
538	Altaalug Albahir Alawwal for Importing Electronic, Household, Electrical Devices, and Accessories	2,309,662
539	Tawasol Libya for Importing Electronics (Joint Stock)	2,307,380
540	Alantimam for Importing Medical Equipment, Medicines, Medical Supplies, and Mother and Baby Necessities	2,303,894
541	Alestibraq Almudee for Importing Electronic and Electrical Devices, Spare Parts, and Mobile Phones	2,286,072
542	Qasr Alhamraya for Importing Foodstuffs, Livestock, and Meat	2,286,020
543	Alafia for Importing Medicines and Medical Equipment (Joint Stock)	2,268,309
544	Allibyah Almotahida for Wood Product Industries	2,260,438
545	Hittin Alalamia for Cleaning Materials Manufacturing and Accessories	2,237,800
546	Sama for Wood Industries	2,230,450
547	Altarabot for Manufacturing Doors, Windows, and Geometric Shapes	2,226,244
548	Altamayoz for Aluminum and PVC Manufacturing	2,202,349
549	Sehtak Beldunya for Importing Medical Equipment and Supplies	2,200,463
550	Ard Alkhairat for Coffee Manufacturing	2,179,584
551	Almansour for Asphalt and Petroleum Derivatives Manufacturing	2,175,000
552	Alrabee' Aljadeed for Importing Foodstuffs	2,172,148
553	Alomma Almotahida for Printing, Publishing, Media, Paper Industries, and Packaging	2,170,159
554	Rukn Aldiyaa for Importing Electrical, Non-Electrical Devices, Spare Parts, and Electronic Devices	2,150,527
555	Almays for Importing Medicines, Medical Supplies, and Mother and Baby Necessities	2,145,804
556	Allemsa Aljadeeda for Furniture Manufacturing	2,144,750
557	Jenan Alkhair for Importing Foodstuffs	2,128,873
558	Alsahel for Communications and Technology (Joint Stock)	2,113,274
559	Shaheen Almostaqbel for Importing Foodstuffs, Livestock, and Meat	2,092,745
560	Alrakhā' for Flour and Derivatives Manufacturing	2,080,000
561	Alburj Alalamia for Marble and Granite Cutting and Building Materials Manufacturing	2,077,442
562	Alwaha for Paint Manufacturing	2,077,165
563	Aalam Altaqnia for Paper and Plastic Cup Manufacturing	2,068,900
564	Alsawaed Alalamia for Importing Foodstuffs, Livestock, and Meat	2,062,789
565	Alta'meer for Importing Building and Sanitary Materials and Accessories	2,053,603
566	Alwataniya for Importing Heavy Equipment, Machines, Spare Parts, and Factory and Workshop Supplies	2,053,010
567	Alimtiarz Alhadith for Importing Building and Sanitary Materials and Accessories	2,047,690
568	Aboudabbous Factory for Plastic Containers and Household Items Manufacturing	2,021,237
569	Alsahel Almotatawer Alawwal for Importing Electrical, Non-Electrical Devices, Spare Parts, and Electronic Devices	2,020,666

570	Almossamim Almutamayyiz for Importing Electrical and Non-Electrical Devices, Spare Parts, and Electronic Devices and Accessories	2,015,403
571	Almossamim Almutamayyiz for Building and Sanitary Materials Manufacturing	2,004,000
572	Sama Altaqaddom for Manufacturing Doors, Windows, and Decorations from Aluminum, PVC, Wood, and Gypsum Board	2,001,806
573	Qimmat Aljibal for Electronic and Electrical Industries	2,001,614
574	Mawasem Alkhair for Feed Manufacturing (Subsidiary of Alnoor Holding Group)	2,000,000
575	Widian Alrabee' for Mills and Feed	1,999,250
576	Rubo' Albawadi for Feed Manufacturing	1,999,250
577	Alandalus for Feed Manufacturing and Derivatives	1,999,250
578	Qarara for Importing Jewelry, Precious Stones, and Precious Metals	1,984,995
579	Shaghaf for Food Industries	1,984,200
580	Wakeel Zaltan for Importing Foodstuffs, Fruits, and Meat	1,972,500
581	Auras Aljadeeda for Furniture Manufacturing	1,968,217
582	Alsanbula for Food Industries	1,963,869
583	Salalah for Furniture, Doors, and Windows Manufacturing	1,963,230
584	Alkhalij Alzاهر for Food Industries	1,960,873
585	Alyam for Importing Foodstuffs	1,949,401
586	Eitar Aldawliya for Importing Decorations, Hardware, and Cleaning Materials	1,947,000
587	Alnajah Factory for Mesh Sheets Manufacturing	1,934,400
588	Aldanoub for Importing Foodstuffs	1,911,409
589	Almahsool Alakhthar for Rice Milling, Food Industries, Flour Milling, and Derivatives	1,894,000
590	Alsafya Aldhahabiya for Mills and Feed	1,890,000
591	Jawhara Alsenaiya for Aluminum and PVC Manufacturing	1,869,821
592	Sahel Alhansheer for Importing Electrical Devices, Spare Parts, and Electronic Devices and Accessories	1,861,632
593	Ala'emdah Almudee'a for Importing Building and Sanitary Materials	1,854,900
594	Alkhatwa Aloula for Insulated Boards and Materials Manufacturing	1,848,000
595	Shorouq Libya for Importing Foodstuffs	1,847,974
596	Alwaha for Insurance	1,843,591
597	Awtaad Albinaa for Importing Building and Sanitary Materials and Accessories	1,839,000
598	Aldiqah Alalia for Importing Foodstuffs, Livestock, and Meat	1,832,923
599	Manazel for Importing Electrical, Non-Electrical Devices, and Spare Parts	1,823,609
600	Najmat Algharb for Importing Building and Sanitary Materials and Accessories	1,819,800
601	Engaz Alwataniya for Building Materials Manufacturing	1,811,700
602	Almotahida Aljadeeda for Importing Cars and Spare Parts	1,808,594
603	Alheblou Alalamia for Shipping Agencies	1,799,033

604	Alyarmouk Alhadith Factory for Aluminum Manufacturing	1,797,976
605	Alqout for Food Industries	1,794,512
606	Kayan Altawasol for Importing Mobile Phones and Accessories	1,789,346
607	Alghaydaa for Importing Foodstuffs	1,788,348
608	Taj Alwoqar for Importing Electrical and Non-Electrical Materials	1,787,614
609	Albinaa Althabet for Kitchen and Furniture Manufacturing	1,783,161
610	Alawtar Alsenaiya for Electronic and Electrical Device Manufacturing	1,780,590
611	Almadaen for PVC Manufacturing	1,779,518
612	Majmouat Althiqah Aldaima for Importing Foodstuffs, Livestock, and Meat	1,775,514
613	Aljeera for Importing Foodstuffs, Livestock, and Meat	1,770,450
614	Sandra for Importing Foodstuffs, Livestock, and Meat	1,760,588
615	Alasas Alraqi Aljadeed for Importing Building and Sanitary Materials and Accessories	1,760,480
616	Alnaseem for Importing Household and Electrical Items	1,757,865
617	Almasar Aldaem for Metal Industries	1,751,037
618	Tamar Almowsim for Manufacturing Agricultural Equipment	1,750,500
619	Al-Ettehad Alfelahi for Importing Electrical Materials and Spare Parts	1,728,288
620	Albarq Almodi for Importing Mother and Baby Supplies	1,721,037
621	Alkayan for Paper Industries, Packaging, and Printing	1,720,600
622	Alzein Aldawlia Aljadida for Importing Medical Supplies and Equipment	1,705,577
623	Alkhibrat Aldawaeya for Importing Medicines and Medical Equipment	1,695,395
624	Alruya Alalamya for Paints and Pastes	1,695,238
625	Alhayat Almotamieza for Importing Electrical and Non-Electrical Devices and Spare Parts	1,691,714
626	Aljosoor for Importing Agricultural Machinery, Supplies, and Equipment	1,688,521
627	Alnojom Aldahabiya for Importing Cars and Spare Parts	1,679,670
628	Sijjad Tripoli for Carpet Manufacturing	1,669,856
629	Alhazel Almotamiez for Manufacturing Sponge and Mattresses, LLC	1,666,678
630	Aljadeed for Iron Industries	1,660,817
631	Aljeera Alalamia for Importing Foodstuffs, Livestock, and Meat	1,655,000
632	Etr Alharamain for Importing Foodstuffs and Fresh Fruits	1,653,278
633	Alaman Altakhasosi for Importing Electrical and Non-Electrical Devices and Electronics	1,650,229
634	Alsharqa for Importing Perfumes and Cosmetics	1,650,000
635	Alrawabi Aldahabiya for Importing Construction and Sanitary Materials	1,649,340
636	Zahret Alyasmin for Importing Agricultural Equipment	1,646,477
637	Najm Altaalq Alraqi for Importing Agricultural Machinery and Supplies	1,634,878

638	Alhabba Aldahabiya Alalamia for Importing Agricultural Equipment, Seeds, Fertilizers, Harvesting Tools, and Spare Parts	1,619,955
639	Riyadh for Food Industries	1,615,839
640	Al-Sahraa Alkabira for Manufacturing Cleaning Materials	1,610,000
641	Alshofan for Importing Agricultural Equipment and Spare Parts	1,601,923
642	Alsultan for Plastic Industries	1,601,580
643	Bayt Al-Safwa for Aluminum and PVC Industries	1,598,739
644	Albadia Alareqa for Food Industries	1,598,341
645	Al-Sadaqa Al-Dawliya for Importing Various Means of Transportation and Spare Parts	1,575,824
646	Bayt Alanara Alareeq for Importing Electrical Materials, Electronics, and Spare Parts	1,573,662
647	Altawasul Alawal for Paper Industries	1,569,216
648	Zadco Pharma for Importing Medicines and Medical Equipment	1,564,366
649	Alwaseela for Food Industries	1,563,613
650	Etr Alward for Chemical Industries and Cleaning Materials	1,556,104
651	Aldawlia for Importing Medicines and Medical Equipment	1,545,130
652	Alreemas Altibia Aloula for Importing Medical Equipment	1,540,735
653	Almouja for Electronic Industries	1,537,515
654	Qasr Aljubran for Importing Foodstuffs, Livestock, and Meat	1,523,660
655	Albadil Altibi for Importing Medicines and Medical Equipment	1,518,583
656	Al-Manhal for Importing Medicines, Medical Products, and Mother and Baby Supplies	1,510,765
657	Alnizak Albaher for Importing Electrical and Non-Electrical Devices, Electronics, and Spare Parts	1,510,608
658	Syphax for Importing Medicines, Medical Equipment, and Mother and Baby Supplies	1,508,310
659	Allibiya Alsaeria for Aviation Services	1,507,030
660	Magro for Importing Electrical and Non-Electrical Devices, Electronics, and Accessories	1,504,800
661	Belhaj Alalamia for Manufacturing Doors, Windows, and Decoration Supplies	1,504,106
662	Aldeqa Almotamieza for Importing Agricultural Machinery, Supplies, and Spare Parts	1,501,238
663	Albadil Alssanai for PVC Industries	1,500,194
664	Taj Alghithaa Alawal for Flour Mills and Feed Manufacturing	1,499,850
665	Altajadod for PVC Industries	1,498,621
666	Bayti Almateen for Aluminum Industries	1,494,632
667	Alfnoon for Importing Books and Stationery	1,494,200
668	Josoor Alnahda for Importing Foodstuffs, Livestock, and Meat	1,492,001
669	Dar Al-Yusr for Food Industries	1,491,068
670	Jebal Libya for Importing Heavy Machinery, Equipment, Spare Parts, and Factory Supplies	1,490,430

671	Quttis for Importing Electrical and Non-Electrical Devices, Electronics, and Spare Parts	1,486,102
672	Al-Sanad Al-Awal for Furniture Manufacturing	1,485,032
673	Alborj Alalamia for Importing Transportation Means and Accessories	1,480,000
674	Almajd for Importing Cranes and Heavy Machinery	1,473,980
675	Alghithaa Alsehi for Importing Foodstuffs	1,459,148
676	Almorkabat Almotahida for Importing Transportation Means	1,444,684
677	Rahbat Albaraka for Importing Foodstuffs	1,441,287
678	Ardh Alhayat for Agricultural Development and Livestock Production	1,440,000
679	Aljoda Almotakamela for Importing Agricultural Machinery, Supplies, and Spare Parts	1,440,000
680	Droob Albayda for Importing Agricultural Machinery, Supplies, and Spare Parts	1,440,000
681	Alnoor Alabyad for Importing Agricultural Equipment and Supplies	1,440,000
682	Afaq for Importing Transportation Means, Accessories, and Workshop Equipment	1,424,818
683	Konoz alsahel for Importing Foodstuffs, Livestock, and Meat	1,422,042
684	Ainor Aloula for Manufacturing Kitchens and Furniture	1,416,251
685	Majmoat Alhdayeq Alkhadra for Importing Foodstuffs	1,410,000
686	Aboshanab for Importing Foodstuffs	1,407,460
687	Almostaqbal Alwadih for Importing Mother and Baby Supplies	1,397,180
688	Arwad for Importing Oils and Car Greases	1,396,532
689	Alzeraee Aldawli for Importing Agricultural Equipment and Supplies	1,389,132
690	Abnaa Belhaj Factory for Manufacturing Aluminum and PVC Doors and Windows	1,384,651
691	Aleonwan for Importing Household Items, Electrical and Electronic Devices, and Accessories (affiliated with Maiz)	1,383,058
692	Altaqadom Aldawlia for Manufacturing Cleaning Materials	1,364,747
693	Alnokhba for Importing Foodstuffs	1,363,051
694	Shams Aljazeera for Importing Electrical, Electronic, and Non-Electrical Devices and Spare Parts	1,359,660
695	Alsahel Alakhdar for Mills and Feed	1,357,493
696	Abraj Aldahabiya for Paints and Pastes	1,355,782
697	Alfaeq Almotamiez for Heavy Industries	1,355,000
698	Altaqnia Aldawlia for Importing Medicines and Medical Supplies	1,352,704
699	Alasalh Aldahabiya for Rice and Flour Mills	1,350,000
700	Safa Altariq for Importing Foodstuffs, Livestock, and Meat	1,344,160
701	Alsand for Wood Industries	1,342,312
702	Qaraji for Importing Transportation Means, Accessories, and Spare Parts	1,340,079
703	Alborj Alghithae Aljadeed for Importing Foodstuffs, Livestock, and Meat	1,340,000

704	Almodad Alsehiya for Cotton Health Products	1,337,722
705	Alghiran Aljadida for Importing Furniture	1,337,495
706	Samnu for Manufacturing, Packaging, and Processing Foodstuffs, Nuts, and Coffee	1,335,000
707	Alsalaba Allibiya for Iron Industries	1,331,967
708	Aleain Alsaheera for Importing Foodstuffs	1,326,980
709	Itar Alafdal for Importing Transportation Means and Accessories	1,314,613
710	Technologia Alssanaya for Metal and Iron Works and Construction	1,310,892
711	Almubarakah for Food Industries, LLC	1,307,329
712	Almarsa Factory for Manufacturing Metal Furniture	1,301,672
713	Aldhiaa Aldawlia Aloula for Importing Electrical and Non-Electrical Devices, Electronics, and Spare Parts	1,301,574
714	Aljohara for Importing Cleaning Materials, LLC	1,297,769
715	Alanzima Almotakademah for Importing Electronics, Accessories, and Spare Parts	1,293,535
716	Alremal for Importing Mother and Baby Supplies	1,289,585
717	Almajmouaa Aljanobia for Information Technology	1,288,257
718	Albadil for Importing Electronics and Accessories	1,280,710
719	Alkhiyam for PVC Industries	1,265,482
720	Alronoq Factory for Wood Industries	1,258,694
721	Hadathat Alaser for Importing Agricultural Machinery, Supplies, and Spare Parts	1,256,816
722	Almazaree Alawal for Importing Livestock and Meat	1,255,142
723	Alsada for Importing Medical and Pharmaceutical Equipment and Supplies	1,254,313
724	Majmoat Albassatine Alkhadra for Importing Foodstuffs, Fresh Fruits, Livestock, and Meat	1,250,000
725	Makamen Aloula for Furniture Manufacturing	1,247,721
726	Allahiq for Importing Electrical and Non-Electrical Devices and Spare Parts	1,240,347
727	Alnebras for Importing Foodstuffs, Livestock, and Meat	1,237,166
728	Amwaj Almoheet for Food Manufacturing	1,234,020
729	Almarmer Alsafi for Importing Construction and Sanitary Materials and Accessories	1,231,200
730	Fiumi for Feed Manufacturing and Grain Milling	1,227,653
731	Aali Alsharq for Importing Foodstuffs, Livestock, and Meat	1,225,000
732	Alnajah for Importing Construction and Sanitary Materials and Accessories	1,223,304
733	Mafaza Lelmuharrikat for Importing Transportation Means and Accessories	1,216,048
734	Altanara for Fishing and Canning	1,215,000
735	Altahadi Alawal for Furniture Manufacturing	1,207,116
736	Adwaa Almotawaset for Importing Electrical and Electronic Devices	1,200,642
737	Alrahhaa for Importing Foodstuffs, Livestock, and Meat	1,198,388

738	Alalamia Almotamieza for Importing Transportation Means and Accessories	1,182,932
739	Gharyan Aldawlia for Importing Electrical and Electronic Devices	1,182,412
740	Alalamia for Beverages	1,177,716
741	Maaidat Alrahman for Importing Foodstuffs	1,177,600
742	Belhaj Aldawlia & Partners for Importing Electrical and Non-Electrical Devices and Spare Parts	1,174,444
743	Nejmat Almajarah for Importing Livestock and Meat	1,165,879
744	Deqat Alekhtyar for Importing Electrical and Non-Electrical Devices and Spare Parts	1,158,263
745	Alwatanya Aloula for Flour and Feed Manufacturing	1,152,750
746	Alrowad for Importing Clothing, Textiles, and Leather Products	1,151,075
747	Alsaraya Alalamia for Wood Industries	1,144,396
748	Sultan Albaraka for Importing Foodstuffs	1,137,600
749	Alrifaaq Aljudod for Importing Livestock and Meat	1,129,000
750	Adwaa Alshamal for Importing Electrical Materials	1,123,314
751	Almotawasset Alzaher for Importing Foodstuffs	1,121,095
752	Almotahida Allibiya for Importing Electrical, Electronic, and Non-Electrical Devices and Spare Parts	1,110,283
753	Afaq Altatweer for Aluminum and PVC Industries	1,109,361
754	Qawaed Almajd for General Contracting and Real Estate Investment	1,104,964
755	Jabal Alsharq for Poultry Farming and Production of Eggs and Meat	1,103,961
756	Alsadra Aljadida for Importing Electrical and Non-Electrical Devices, Electronics, and Spare Parts	1,101,538
757	Mazraet Alamal for Importing Agricultural Machinery, Supplies, and Spare Parts	1,100,249
758	Alrukn Alsharqi for Information Technology	1,083,948
759	Murooj Libya for Importing Agricultural Machinery, Supplies, and Spare Parts	1,080,000
760	Alqala for Importing Agricultural Supplies, Joint-Stock	1,080,000
761	Alistiqlal for Importing Foodstuffs	1,078,800
762	Almasar Allibi for Importing Foodstuffs, Livestock, and Meat	1,065,338
763	Alfakhira for Importing Foodstuffs and Fruits	1,060,786
764	Rawafed Almostaqbal for Importing Foodstuffs	1,058,191
765	Anwar Misrata for Importing Electrical and Non-Electrical Devices and Spare Parts	1,056,588
766	Misrata Factory for Manufacturing Plastic Pipes	1,054,804
767	Tanafus Albenaa for Importing Construction and Sanitary Materials and Accessories	1,050,227
768	Hadeed Albenaa Almotawara for Importing Construction and Sanitary Materials	1,050,000
769	Altariq for Importing Agricultural Supplies	1,050,000
770	Donia Alseha for Importing Medicines and Vaccines	1,047,748
771	Alkokab althahabi for Importing Electronic Devices, Accessories and Spare Parts	1,045,283

772	Aqlam for Paper Industries	1,043,675
773	Watan almajd for Importing Foodstuffs	1,043,494
774	Almawared almutahida for Importing Foodstuffs	1,041,136
775	Louran for Importing Foodstuffs, Meat and Livestock	1,039,985
776	Bayan alkhair almutawasel for Importing Construction Materials, Sanitary Materials and Accessories	1,036,649
777	Alnahda allibya for Manufacturing Carton and Paper Products	1,035,823
778	Alqirtas for Paper and Carton Manufacturing	1,034,250
779	Alrabeeh alsaed for Importing Construction and Sanitary Materials and Accessories	1,029,266
780	Hadaf alsalama for Information Technology	1,020,026
781	Almezan almatloub for Information Technology	1,019,672
782	Masarat alelm for Telecommunications and Information Technology	1,019,577
783	Alsuraa aldaqeeqa for Information Technology	1,018,702
784	Albina almathali for Importing Electrical and Non-Electrical Devices and Spare Parts	1,017,752
785	Alsiraj almunir for Information Technology	1,016,961
786	Alhasad addaem for Importing Agricultural Machinery, Supplies and Spare Parts	1,014,307
787	Almazraa althahabiya for Agricultural Investment and Production	1,004,302
788	Janoub almutawasset for Food Development	1,001,999
789	Altawzee alshamel for Information Technology	999,318
790	Manarat Shahat Factory for Aluminum	998,116
791	Alburooj almutahida alawla for Manufacturing Feed, Flour and Grain Milling	997,500
792	Alyasmin alduwalia for Food Industries	996,855
793	Almaeda alraqeya for Importing Foodstuffs	996,636
794	Fine for Manufacturing Sponge and Salons	989,055
795	Quwat alfolad for Manufacturing Hangars, Prefabricated Houses and Metal Forming	987,550
796	Karzaz for Importing Construction and Sanitary Materials and Accessories	981,274
797	Alfahd alsaree for Importing Raw Materials	980,546
798	Alrafee for Manufacturing Electronic and Electrical Devices	978,225
799	Rimal Libya for Telecommunications and Information Technology	976,080
800	Majmouat almurshid for Importing Means of Transport and Accessories Ltd.	975,690
801	Alabanos for Furniture Manufacturing	975,631
802	Alzad alalamiya for Food Manufacturing	975,465
803	Alalmas for Telecommunications and Technology	974,727
804	Almuntaha alduwalia for Importing Electrical and Non-Electrical Devices and Spare Parts	970,632
805	Allibiya alsareea for Civil Aviation, Handling and Air Freight	964,607

806	Almajdoob Factory for Marble Cutting and Shaping	956,504
807	Albadil almuntaaz for Importing Electronic, Electrical and Non-Electrical Devices	956,280
808	Raneen alawal for Telecommunications and Technology	950,128
809	Allibiya aloula for Soap and Cleaning Products Manufacturing	949,798
810	Alzaher for Office and Home Furniture Manufacturing	949,299
811	Alatheer for Furniture Manufacturing	948,820
812	Almarran for Furniture Manufacturing	948,028
813	Almaha for Importing Vaccines and Veterinary Medicines	944,748
814	Aljawda alraeda for Importing Foodstuffs	940,500
815	Alshamela alttibia almahdooda for Importing Medicines and Medical Equipment	940,485
816	Aldar aljadeeda for Importing Construction and Sanitary Materials and Accessories	940,350
817	Alzahra for Importing Medical Equipment, Medicines, Medical Products and Mother and Child Supplies	937,771
818	Altair alabyad for Food Industries	930,628
819	Tawasul alghad for Importing Foodstuffs	930,491
820	Lareen for Importing Agricultural Machinery, Supplies and Spare Parts	930,046
821	Rukn almutawasset for Manufacturing Electronic and Electrical Devices	928,850
822	Altanmia alhandasiya for Trailer Manufacturing	925,100
823	Alzawya Naft for Importing Oils and Car Accessories	924,369
824	Almasar aljadeed for Importing Various Means of Transport, Cars and Spare Parts	921,790
825	Abwab alfatih for Importing Stationery and Office Supplies	920,589
826	Wafra almadina for Food Industries	917,535
827	Biladi Factory for Paint Manufacturing	915,436
828	Rand for Food Industries	910,480
829	Apolonia Pharma for Importing Medicines and Mother and Child Supplies	906,314
830	Rahma for Importing Means of Transport and Accessories	900,552
831	Altarabot addaem for Importing Means of Transport and Accessories	900,500
832	Ishraqat alamal for Agricultural, Livestock and Poultry Investment	900,000
833	Alwadi for Importing Construction and Sanitary Materials	899,887
834	Noor altaqaddom for Importing Foodstuffs	899,584
835	Seeran for Importing Medicines and Medical Equipment	897,136
836	Obour for Electronic Payment Solutions JSC	896,770
837	Arkan Libya for Furniture Manufacturing	895,126
838	Matlaa alfajr Group for Importing Foodstuffs, Fruits, Vegetables, Meat and Livestock	892,172
839	Altawasul aljadeed for Manufacturing Doors, Windows and Decorations from Aluminum, PVC and Wood	886,594
840	Alqweiry for Iron Industries	877,564

841	Majmouat alawail aljadeeda for Furniture Manufacturing and Accessories	875,882
842	Almuthallathat for Food Industries JSC	873,171
843	Altahaddi alawal for Paper and Carton Manufacturing	869,750
844	Alrahba for Importing Foodstuffs	869,130
845	Azka for Importing Means of Transport and Accessories	867,371
846	Toyour aljanna for Importing Books and Stationery	867,307
847	Althuraya for Importing Construction and Sanitary Materials and Accessories	850,930
848	Awrak alkhair for Importing Foodstuffs, Livestock and Meat	849,695
849	Alitar alamen for Importing Tires, Batteries and Car Accessories	841,466
850	Alafdal for Feed Manufacturing	825,000
851	Ras almajan Factory for Manufacturing Doors, Windows and Geometrical Shapes from Aluminum and PVC	823,756
852	Majmouat Buyout alizz for Importing Construction, Sanitary and Electrical Materials	822,454
853	Belhaj Factory for Manufacturing Mats and Accessories from Plastic and Aluminum	820,001
854	Delta almutahida for Manufacturing Packaging Materials	815,560
855	Alnajma for Soap Manufacturing	811,571
856	Albayader alkhadra for Importing Various Means of Transport and Accessories	810,666
857	Alianboaa alalamiya for Importing Foodstuffs	810,000
858	Essam and Partners for Coffee Manufacturing	804,804
859	Altaawuniya for Iron Industries	804,130
860	Saba for Importing Foodstuffs	803,667
861	Almajal alwasi for Manufacturing Electronic and Electrical Devices	802,038
862	Aghdhiat alshuhada for Importing Foodstuffs	799,600
863	Alkhabeer almoalij for Importing Construction and Sanitary Materials and Accessories	795,173
864	Almotatawera for Importing Electrical Devices and Spare Parts	784,275
865	Liptz for Importing Foodstuffs	777,196
866	Alwidad for Importing Foodstuffs, Livestock and Meat	774,900
867	Alshams alttibia for Importing Medical Equipment, Medical Products and Mother and Child Supplies	772,684
868	Alraseel for Furniture Manufacturing	770,540
869	Rahmat Libya for Manufacturing Agricultural Machinery, Equipment and Supplies, and Assembling and Installing Electric Generators	769,292
870	Droob alrakhah for Importing Foodstuffs	768,500
871	Almotahida for Manufacturing Aluminum, PVC and Decoration	767,017
872	Marhaba for Importing Foodstuffs	764,623
873	Alqala for Manufacturing Doors and Windows from Aluminum and PVC	761,240
874	Miftah for Importing Clothes, Textiles and Leather Products	760,295

875	Qasr alsadeer for Importing Ceramics and Construction Materials	751,100
876	Alalama alwataniya for Food Industries	750,557
877	Alssououd almithali for Importing Means of Transport and Accessories	749,023
878	Taj alalami almumayaz for Importing Electrical and Non-Electrical Devices and Spare Parts	746,891
879	Almouassiss alraqi for Iron Industries	741,050
880	Albasma alttibia alduwalia for Importing Medicines and Medical Equipment	738,322
881	Almurakabat almutakaddima for Importing Means of Transport and Accessories	728,131
882	Majmouat alghidha alwataniya for Importing Foodstuffs	725,900
883	Alduwalia for Importing Agricultural Materials and Supplies	720,000
884	Almotafawqa for Importing Electronics	716,023
885	Shamal Africa for Manufacturing Soap and Cleaning Materials	712,848
886	Berniq for Importing Industrial Machinery and Equipment	705,000
887	Mashariq alkhair for Furniture Manufacturing and Accessories	702,072
888	Steel alduwalia for Iron Industries	701,297
889	Alrabai Factory for Sweets Production and Pulses Packaging	700,588
890	Alkhaleej for Shoe and Leather Products Manufacturing	698,750
891	Libya alataa for Importing Foodstuffs	697,930
892	Alkis for Plastic Industries	695,385
893	Alghout for Importing Clothes, Textiles and Leather Products	694,357
894	Alsaraha for Importing Means of Transport and Accessories	688,900
895	Altekamul Factory for Corrugated Sheet Manufacturing	687,500
896	Dar alkhobra for Importing Cars and Spare Parts	685,384
897	Homey for Importing Electrical and Non-Electrical Devices and Spare Parts	679,519
898	Albutnan for Importing Veterinary Medicines	678,994
899	Sultan alkhair for Importing Foodstuffs	672,500
900	Alruwad alduwali for Clothing Manufacturing	671,120
901	Qartaj alduwalia for Importing Foodstuffs and Fresh Fruits	665,855
902	Rukaz for Importing Construction and Sanitary Materials and Accessories	665,520
903	Alqasr amaiaki for Importing Medical Equipment, Medicines, Medical Products and Mother and Child Supplies	665,183
904	Verona for Importing Foodstuffs, Livestock and Meat	657,382
905	Tobruk for Refining and Packaging Vegetable Oils	656,000
906	Nahj alaasima for Furniture Manufacturing	653,276
907	Almanazil albaraqa for Importing Decorations, Hardware and Cleaning Materials	646,194
908	Albaskal for Importing Electrical and Household Materials	645,669

909	Caracas for Importing Foodstuffs	642,136
910	Alhilar for Importing Electrical and Non-Electrical Devices and Spare Parts, and Electronic Devices	641,080
911	Alrahmani for Clinker Grinding and Cement Manufacturing	639,000
912	Rawafid almadina for Importing Electrical Devices and Spare Parts	638,650
913	Albariq alawal for Manufacturing Electronic and Electrical Devices	637,630
914	Shomoos alghidha for Importing Foodstuffs, Livestock and Meat	637,524
915	Al-iqlim for Importing Foodstuffs and Meat	635,470
916	Alzaha for Importing Foodstuffs	633,684
917	Daleel alamakn for Importing Electrical and Non-Electrical Devices and Spare Parts, and Electronic Devices	628,800
918	Altaqaddom for Metal and Plastic Industries	628,536
919	Shomou alinsha'at walssina'at allmadania	627,437
920	Alatlas alalamiya for Importing Medicines, Medical Products and Mother and Child Supplies	627,374
921	Abu Bakr Salem Maloug Factory for Paper Manufacturing	625,000
922	Aalam alitqan alawal for Information Technology	624,150
923	Alzaytouna alkhadra for Importing Agricultural Machinery, Supplies and Spare Parts	623,958
924	Ruyaa almustaqbal for Importing Foodstuffs	622,440
925	Buhayrat alsaraya for Importing Heavy Machinery, Equipment, Spare Parts and Factory Equipment	622,104
926	Ghadames Aviation (affiliated with Panorama Holding)	619,349
927	Alosour for Importing Clothes, Textiles and Leather Products	616,152
928	Al-iithar addaem for Importing Foodstuffs, Livestock and Meat	612,231
929	Alandalus for Ice Cream Manufacturing	609,920
930	Almaher alduwali for Mills and Feed	605,405
931	Riyad almadina for Importing Foodstuffs	605,250
932	Jabal alnoor for Importing Clothes, Textiles and Leather Products	601,879
933	Gharb almutawasset for Importing Cleaning Materials	599,690
934	Alsamt for Importing Medicines, Medical Equipment, Medical Products and Mother and Child Supplies	597,703
935	Dar altijara for Importing Foodstuffs, Livestock and Meat	593,376
936	Qal'at Al-Mukhtar for Importing Computers and Accessories	593,270
937	Al-Asma for Importing Cleaning Materials	592,688
938	Al-Mazare' Al-Watani for Importing Agricultural Machinery, Equipment, and Spare Parts LLC	591,137
939	Alnourain for Importing Foodstuffs	589,094
940	Al-E'mar Al-Baher for Importing Electrical Devices, Materials, Spare Parts, and Electronic Devices	585,771
941	Tazweed Libya for Importing Foodstuffs	585,052
942	Sultan for Food Industries, Water Bottling, and Beverages	582,972

943	Alatwar for Importing Electrical Systems	581,673
944	North Africa International for Importing Electrical Generators and Spare Parts	581,635
945	Al-Alamiya for Prefabricated Buildings	577,800
946	Al-Yaqout for Agricultural and Animal Production	573,482
947	Al-Burhan Alalamiya for Importing Foodstuffs, Livestock, and Meats	573,150
948	Wadi Al-Hayat for Importing Means of Transportation and Accessories	570,700
949	Almasdar Alalamiya for Importing Foodstuffs, Meats, and Livestock	570,413
950	Ekleel for Importing Medicines and Medical Equipment	563,514
951	Al-Nisr Al-Dhahabi Al-Motajaddid for Importing Electrical and Household Materials	563,255
952	Al-Arja' for Importing Office and Home Furniture	562,415
953	Medico for Importing Medicines, Medical Preparations, and Mother & Child Supplies	557,424
954	Yamamat Alsharq for Importing Foodstuffs	555,110
955	Krotchi for Aluminum and PVC Manufacturing	554,637
956	Al-Khaleej Factory for Shoe Manufacturing	552,299
957	Talia for Importing Foodstuffs	541,396
958	Mayar Al-Oula Alalamiya for Importing Foodstuffs, Livestock, and Meats LLC	538,569
959	Al-Sahari Group for Oil Services	538,000
960	Ambasa for Importing All Types of Building Materials	532,000
961	Al-Wated for Mills and Feed	530,155
962	Al-Shahid Group for Importing Foodstuffs	530,000
963	Al-Nahda Al-Wataniya for Importing Means of Transportation and Accessories	526,894
964	Toba for Importing Various Means of Transportation and Accessories	526,471
965	Al-Mizan Al-Dhahabi Al-Jadeed for Importing Building Materials, Sanitary Materials, and Accessories	524,653
966	Ittihad Al-Electronat for Importing Electronic and Electrical Devices	520,339
967	Mateen for Importing Mother & Child Supplies	519,510
968	Al-Khaleej Al-Zaher Group for Importing Foodstuffs	514,800
969	Alsunbula Alfareqa for Importing Foodstuffs	512,275
970	Alalamia Alhaditha for Importing Medicines and Medical Equipment	510,091
971	Al-Hussein for Electrical Industries and Services	509,337
972	Bab Al-Emara for General Contracting and Real Estate Investment	504,270
973	Al-Anees for Importing Decoration Materials	504,067
974	Al-Ertiqā' Al-Motajaddid for Importing Building and Sanitary Materials and Accessories	503,984
975	Al-Mazra'a Al-Jadeeda for Importing Livestock, Meats, and Foodstuffs	502,969
976	Buhayrat Al-Saraya for Importing Electrical and Non-Electrical Devices and Spare Parts	502,629
977	Afaq Al-Hayat for Importing Electronic Devices, Accessories, and Spare Parts	502,500

978	Rabiana Al-Mottahida for Importing Personal Care Supplies and Cleaning Materials	502,280
979	Al-Moharrikat Al-Libiya for Importing Cars and Spare Parts	500,678
980	Tabahi for Communications and Information Technology	500,100
981	Al-Akeed Al-Akeed for Medical Services	500,000
982	Hilal Al-Qamar for Importing Electrical, Electronic, and Non-Electrical Devices and Spare Parts	499,420
983	Najmat Al-Fursan for Importing Foodstuffs	498,750
984	Al-Abrar for Importing Mobile Phones and Accessories	495,150
985	Al-Rifaq Al-Judud for Importing Means of Transportation and Accessories	494,000
986	Al-Maw'ed Al-Jadeed for Manufacturing Cleaning Materials	493,580
987	Al-Malika Al-Dhahabiya for Importing Mother & Child Supplies	492,679
988	Al-Mansour for Manufacturing Baby Diapers	491,170
989	Altaqaddom Al-Mostadam for Manufacturing Mattresses and Foam	491,000
990	Safwat Al-Ana'am for Importing Foodstuffs, Livestock, and Meats	490,769
991	Amwaj Al-Taif for Importing Electronic and Electrical Devices	489,570
992	Nepal for Importing Means of Transportation and Accessories	489,557
993	Al-Awail Group for Manufacturing Home Furniture	489,288
994	Al-Holoul Aldaqeqa for Information Technology	488,215
995	Oloom Al-Ahyaa for Medical and Laboratory Services Co.	488,215
996	Aman Al-Ghad for Importing Foodstuffs, Livestock, and Meats	484,717
997	Alqala'a Alkubra for Importing Agricultural Supplies and Spare Parts	482,382
998	Qartaj Alalamiya for Importing Foodstuffs	480,920
999	Otr Alsharq for Importing Cleaning Materials	480,174
1000	Jisr Al-Khaleej for Importing Livestock and Meats	476,952
1001	Kenan for Electromechanical and Electrical Industries	476,500
1002	Almadina Misrata for Manufacturing Paints, Pastes, and Construction Chemicals (Subsidiary of Almadina Misrata Holding)	475,386
1003	Al-Raya for Agricultural Production LLC	475,025
1004	Jama Libya for Importing and Distributing Electrical Equipment and Spare Parts	472,503
1005	Itar Aldarb for Importing Means of Transportation and Accessories	470,577
1006	Altawafuq Aldaem for Importing Foodstuffs	467,805
1007	Alhaditha for Importing Foodstuffs	466,182
1008	Alnema' Alfalahi for Importing Agricultural Materials, Equipment, and Spare Parts	463,600
1009	Aljudhoor for Importing Building and Sanitary Materials and Accessories	462,000
1010	Kona for Importing Foodstuffs	460,125

1011	Al-Istishari for Importing Computers and Accessories	459,957
1012	Al-Raqm Al-Awal for Importing Electrical and Electronic Devices	458,300
1013	Kharfiya for Importing Building and Sanitary Materials	457,438
1014	Bab Libya for Importing Medical Equipment, Preparations, and Mother & Child Supplies	453,580
1015	Bin Walid Complex for Wool Industries	450,000
1016	Marasi Libya for Importing and Distributing Foodstuffs	450,000
1017	Al-Rabee' for Manufacturing Diapers, Healthcare Supplies, and Cleaning Products	447,991
1018	Al-Deqqa Al-Sehhiya for Importing Orthopedic Equipment and Medical Supplies	447,727
1019	Alqeta'at Alhaditha for Aluminum Manufacturing	446,951
1020	Nuzom Libya for Telecommunication Services, IT, Programming, and Consulting LLC	446,680
1021	Tadawol for Electronic Technology – Joint Stock	444,989
1022	Al-Amal Al-Zaher for Food Packaging	443,300
1023	Sanabel Al-Zahraa for Importing Barn Equipment and Agricultural Supplies	441,430
1024	Libya Al-Momtaza for Metal Industry and Forming	439,555
1025	Al-Rasikha for Importing Building and Sanitary Materials and Accessories	439,038
1026	Banan for Importing Perfumes, Decoration Materials, Hardware, and Cleaning Products	437,409
1027	Shaimaa for Food Industries	436,039
1028	Al-Burj Al-Fiddi for Importing Electronics and Household Items	430,105
1029	Altelal for Importing Agricultural Machinery, Equipment, and Spare Parts	428,400
1030	Al-Khat Al-Dhahabi for Manufacturing Pipes and Plastic Tanks	426,400
1031	Al-Ertiqat Al-Mottahida Group for Importing Means of Transportation and Accessories	425,942
1032	Afaq Al-Majarra for Importing Meats and Livestock	422,300
1033	Al-Nakheel Factory for Food Industries	420,295
1034	Masafi Al-Khair for Importing Foodstuffs	418,577
1035	Al-Haram for Manufacturing Paints and Plastic & Metal Containers	418,500
1036	Al-Miran for Importing Furniture	417,910
1037	Al-Ayadi for Manufacturing Building Materials	417,300
1038	Al-Marj Group for Importing Foodstuffs, Livestock, and Meats	414,714
1039	Sadeem Alalamiya for Importing Foodstuffs, Livestock, and Meats	410,528
1040	Alshafaq for Information Technology	407,174
1041	Sipes Libya for Joint Paint Manufacturing	405,075
1042	Amyal for Importing Electrical and Non-Electrical Devices and Spare Parts	404,342
1043	Al-Qandooz Factory for Manufacturing Aluminum Mats	403,776
1044	Bianchi for Importing Clothes	400,000

1045	Kanzy for Importing Medical Equipment, Medicines, Medical Preparations, and Mother & Child Supplies	396,765
1046	Victoria for Importing Foodstuffs	393,397
1047	Al-Reem for Importing Medicines and Medical Equipment	391,444
1048	Naseem Alalamiya for Importing Foodstuffs	391,230
1049	Almajmoaa Alfaneya Alhaditha for Programming and Maintenance of Control Rooms and Machines LLC	386,680
1050	Al-Sane' Al-Ra'e for Importing Workshop and Factory Equipment	386,280
1051	Khobara' Altaqnia for Importing Communication Devices and Computers	385,615
1052	Al-Tahadun for Importing Books and Stationery	385,567
1053	Al-Tasami for Importing Medicines, Equipment, Medical Preparations, and Mother & Child Supplies	383,956
1054	Almothalath for Electrical Industries	383,921
1055	Bareeq Al-Asr Alalamiya for Importing Building and Sanitary Materials and Accessories	381,319
1056	Madinaty Al-Dhahabiya for Manufacturing Aluminum and PVC	381,000
1057	Manahil Al-Me'maar for Importing Building and Sanitary Materials	380,900
1058	Altarabot Alalamiya for Wooden Industries	375,603
1059	Almajmoaa Alra'eda for Manufacturing Cups and Café Supplies	372,260
1060	Qubtan Libya for Importing Foodstuffs, Livestock, and Meats	370,435
1061	Alawras Trading for Importing Foodstuffs, Livestock, and Meats	370,160
1062	Ward Al-Gharb for Importing Decoration Materials, Hardware, and Cleaning Products	369,420
1063	Bir Hazwa for Importing Foodstuffs, Livestock, and Meats	367,500
1064	Al-Ethar Al-Jadeed for Importing Foodstuffs, Livestock, and Meats	365,611
1065	Al-Sabah Al-Khadra for Importing Agricultural Supplies and Machinery	360,000
1066	Al-Ma'moura for Agricultural and Animal Investment	360,000
1067	Al-Nujoom Al-Jadeedah for Importing Foodstuffs, Livestock, and Meats	358,759
1068	Yafa Trading for Importing Medical Equipment, Medicines, Medical Preparations, and Mother & Child Supplies	358,493
1069	Al-Usra Al-Methaliya for Manufacturing Foodstuffs	358,149
1070	Aldhyaa Alraqi for Iron Industries	356,650
1071	Al-Salalah for Importing Agricultural Machinery, Equipment, and Spare Parts	355,030
1072	Ital for Importing Electrical, Non-Electrical, and Electronic Devices and Spare Parts	354,880
1073	Lamsa for Food Industries	352,000
1074	Al-Ridwan for Importing Medicines, Medical Supplies, and Equipment	351,090
1075	Al-Tanmiya Alhaditha for Manufacturing PVC Boards, Profiles, and Pipes	348,000
1076	Babel Alhaditha for Importing Clothes, Textiles, Shoes, and Leather Products	346,281
1077	Al-Ghiza' Al-Libi for Importing Foodstuffs, Livestock, and Meats	341,040

1078	Al-Ittihad Al-Arabi for Importing Medicines, Medical Equipment, Preparations, and Mother & Child Supplies	340,461
1079	Al-Tiryaq Al-Dawa'eya for Importing Medical Equipment, Medicines, Medical Preparations, and Mother & Child Supplies	339,197
1080	Watan Al-Majd for Importing Mother & Child Supplies and Medical Products	339,040
1081	Alhadaf Group for Manufacturing and Packaging Building Materials – Part of Al-Tadamun Holding	337,500
1082	Al-Tabadul Al-Hurr for Importing Foodstuffs LLC	335,928
1083	Al-Sahm Al-Mudhii for Electrical and Electronic Industries and Accessories	335,540
1084	Al-Mothmir Al-Awal for Importing Agricultural Equipment, Materials, and Supplies	335,520
1085	Al-Majd Factory for Plastic Bag Manufacturing	334,560
1086	Afnan Aljadida for Importing Foodstuffs, Livestock, and Meats	334,246
1087	Rakan Alkhair for Importing Foodstuffs, Livestock, and Meats	330,862
1088	Al-Haqel Al-Zira'i for Importing Agricultural Pesticides	329,220
1089	Al-Mutawakkil for Manufacturing Plastic Materials	328,900
1090	Alfath Aldhahabiya for Electrical Industries	327,761
1091	Taj Al-Eiffa for Importing Foodstuffs and Subsidized Goods	326,250
1092	Al-Bunyan Al-Libiya for Iron Industries	325,000
1093	Almaisam alduwalia for Importing Clothes, Textiles, and Leather Products	324,896
1094	Jabal alkouf for Importing Cars and Spare Parts, affiliated with Akakus Company	324,778
1095	Adrar Akakus for Importing Heavy Machinery and Equipment, LLC	324,282
1096	Wadi alnama for Importing Agricultural Equipment, Supplies, and Spare Parts	323,898
1097	Rabie aldarb for Importing Transportation Means and Accessories	323,270
1098	Almalaak aljadeed for Importing Foodstuffs, Fresh Fruits, Vegetables, Livestock, and Meat	321,300
1099	Alraed for Importing Transportation Means and Accessories, affiliated with Badr Holding Group	321,081
1100	Aldiyar alarabia for Importing Building Materials, Sanitary Ware, and Accessories	320,421
1101	Wahat Libya for Importing Foodstuffs	320,076
1102	Alfars alduwali for Importing Foodstuffs, Livestock, and Meat	319,531
1103	Almawada alwosta for Importing Foodstuffs, Livestock, and Meat	318,328
1104	Alalamia for Manufacturing Sweets and Foodstuffs	317,367
1105	Alwakeel alalamia alawla for Importing Medicines, Mother and Child Supplies, and Medical Equipment	314,065
1106	Alawaseel for Contracting and Real Estate Investment	313,853
1107	Bab Africa aljadeeda for Food Industries	313,847
1108	Alalama aloola for Importing Medical Equipment, Medicines, Medical Preparations, and Mother and Child Supplies	312,764

1109	Wadi Zain for Importing Medicines, Medical Preparations, and Mother and Child Supplies	311,928
1110	Alkhat almodii aljadeed for Importing Electronic, Electrical, Home Appliances, and Spare Parts	311,707
1111	Alameera Factory for Food Industries	311,431
1112	Alshatee for Information Systems	310,741
1113	Alhdayek alhaditha for Importing Agricultural Equipment, Supplies, and Spare Parts	310,019
1114	Thahab Ouzer for Importing Foodstuffs, Livestock, and Meat	309,766
1115	Nala for Importing Foodstuffs	308,839
1116	Anwar Msallata for Importing Foodstuffs, Meat, and Livestock	308,100
1117	Sah for Technology for Importing Books, Stationery, and Office Equipment	307,538
1118	Naseem albahr Misrata for Food Industries	307,262
1119	Alghitha alafdal for Importing Foodstuffs, LLC	307,224
1120	Alekleel alalamiya for Importing Electrical and Electronic Devices and Accessories	306,160
1121	Alamtaa for Importing Leather Products and Clothes	305,270
1122	Manar alghad for Importing Foodstuffs	304,605
1123	Alsharq aljayed for Importing Electrical and Non-Electrical Devices and Others	304,217
1124	Alshahid almumayaz for Importing Foodstuffs	302,000
1125	Alijmaa for Importing Household and Electrical Goods	301,478
1126	Alittijahat for Mills and Feed	301,298
1127	Barqa for Importing Agricultural Supplies	300,671
1128	Elaf alduwalia almuttahida for Importing Clothes, Shoes, Textiles, and Leather Products	300,000
1129	Alghazala for Importing Building Materials, Sanitary Ware, and Accessories	299,659
1130	Sama alriyada for Importing Foodstuffs and Fresh Fruits	299,376
1131	Nabras albenaa alhadith for Importing Building Materials, Sanitary Ware, and Accessories	299,063
1132	Alitqan for Manufacturing Aluminum and PVC	298,274
1133	Candy for Importing Foodstuffs, Livestock, and Meat	297,970
1134	Alrabee Factory for Manufacturing Cleaning Products	295,200
1135	Boulihia for Importing Stationery and Tools	294,988
1136	Tajheezat alobour for Importing Car Spare Parts	293,380
1137	Aljazeera alkubra for Manufacturing Aluminum and Plastic Windows	293,189
1138	Somoud alabraj for Importing Building Materials, Sanitary Ware, and Accessories	289,710
1139	Alssalb Factory for Manufacturing Corrugated Sheet Metal	289,461
1140	Aleazima for Importing Foodstuffs	289,011
1141	Shamal Libya for Importing Oil Equipment	288,806
1142	Alrisala for Importing Foodstuffs	287,445

1143	Rawasi alsahraa for Importing Oils, Greases, Transportation Means, and Accessories	285,427
1144	Almuatamad althani for Importing Electrical and Household Goods	285,299
1145	Alkhaleej for Importing Clothes, Textiles, and Leather Products	284,520
1146	Almaton for Importing Electrical, Electronic, Household, and Home Appliances and Accessories	284,161
1147	Almustaqbal almudi for Electric Energy	284,131
1148	Alqus alalamia for Importing Transportation Means, Accessories, Oils, and Greases	283,412
1149	Alsurour for Manufacturing PVC and Aluminum	280,970
1150	Jasr Africa for Importing Agricultural Equipment and Supplies	280,296
1151	Alsafnat alasliya for Importing Transportation Means and Accessories	275,309
1152	Alhquol alkhadra for Importing Agricultural Equipment and Supplies	274,875
1153	Aldafnia alhaditha for Iron Industries	270,700
1154	Bargo for Importing All Kinds of Livestock and Meat	270,000
1155	Alyasmin alaqleemia for Importing Foodstuffs	269,875
1156	Alfath for Importing Agricultural Supplies	269,540
1157	Alhuda for Manufacturing Plastic Bags, LLC	268,250
1158	Jood Libya for Importing Agricultural Equipment, Supplies, and Spare Parts	265,767
1159	Almutawakel for Manufacturing Aluminum and PVC Doors and Windows	263,903
1160	Alrayhana for Food Industries	261,812
1161	Aldabboos Factory for Paper Industries	261,617
1162	Majmoat altawfeeq for Investment and Tourism Services	259,804
1163	Anarat almutawasset for Importing Electrical and Non-Electrical Devices and Materials	258,938
1164	Kayan for Manufacturing Water and Oil Factory Supplies	257,400
1165	Alnoor alhaditha for Importing Foodstuffs	257,200
1166	Alnajma aloola for Importing Equipment for Restaurants, Hotels, and Cafes	256,950
1167	Thimar Tripoli for Importing Foodstuffs	256,250
1168	Haiti alalamia for Importing Medicines, Equipment, and Medical Supplies	255,638
1169	Andra for Manufacturing Cleaning Products	255,557
1170	Alnahda Factory for Prefabricated Houses	255,000
1171	Suluq for Manufacturing All Kinds of Feed and Mills	254,100
1172	Alqamar for Importing Seeds, Agricultural Supplies, and Spare Parts	254,083
1173	Alasas almateen for Importing Building Materials, Sanitary Ware, and Accessories	253,228
1174	Medica for Importing Medicines, Medical Preparations, and Mother and Child Supplies	253,187
1175	Alkuf albahir for Importing Heavy Machinery, Equipment, and Spare Parts	251,720
1176	Alnujoum alalamia for Importing Foodstuffs, Livestock, and Meat	251,550

1177	African Press	251,453
1178	Almathaq alkori for Importing Foodstuffs, Livestock, and Meat	250,960
1179	Alasalat alraea for Importing Furniture	250,200
1180	Alsaray Factory for Manufacturing Aluminum Doors and Windows	250,000
1181	Alghazl for Importing Clothes, Textiles, and Leather Products	250,000
1182	Alfadaeiat for Importing Electronic Devices	250,000
1183	Altanmia for Manufacturing Plastic Pipes	249,098
1184	Majmoat alqadi for Importing Furniture	248,601
1185	Alrabee aloola for Importing Medicines and Medical Equipment	248,339
1186	Alhaql alakhder for Importing Agricultural Equipment, Supplies, and Spare Parts	247,313
1187	Dar alkhoms for Manufacturing and Printing Packaging Materials and Paper Products	245,597
1188	Wahat Rabiana alduwalia for Importing Foodstuffs	245,321
1189	Lamees alwiqaya for Importing Mother and Child Supplies	245,104
1190	Salat alghitha almumtaz for Importing Foodstuffs, Fruits, Livestock, and Meat	244,800
1191	Alqamar nour for Importing Foodstuffs	244,000
1192	Alittijah alawal for Importing Agricultural Supplies	243,638
1193	Shatee alnakheel for Importing Household Items	242,370
1194	Belhaj alalamia for Manufacturing Coolers	240,542
1195	Abwab almustaqbal for Importing Building Materials	239,000
1196	Zliten for Iron Industries	236,600
1197	Alru'ya alraqmiya for Importing Foodstuffs, Livestock, and Meat	236,250
1198	Albuhayra for Importing Cleaning Materials	235,480
1199	Allamsa for Importing Furniture and Accessories	235,301
1200	Adwaa alkristal for Importing Electrical and Non-Electrical Devices and Spare Parts	232,845
1201	Alalamia alhaditha for Importing Building Materials and Sanitary Ware	231,639
1202	Aden for Metal Industries	229,920
1203	Shamal Africa for Importing Medicines and Medical Equipment, LLC	224,883
1204	Alburraq alduwalia for Importing Transportation Means, Oils, and Accessories	223,548
1205	Dana alduwalia for Importing Medicines, Medical Preparations, and Mother and Child Supplies	222,905
1206	Alnoor for Grain Milling and Rice Processing	219,965
1207	Aleimkaniyat for Importing Electrical and Non-Electrical Devices, Spare Parts, and Electronic Equipment	218,900
1208	Almemar altam for Importing Electrical Devices and Materials	217,806
1209	Alisraa alhaditha for Importing Foodstuffs, Livestock, and Meat	217,418
1210	Delta almutahida aloola for Importing Medicines, Medical Preparations, and Mother and Child Supplies	216,475
1211	Safi almutajadida for Importing Mother and Child Supplies	216,450

1212	Alkhaleel alduwaliya for Iron Industries	215,865
1213	Alamirral for Importing Cleaning Materials, Decorations, and Hardware	215,776
1214	Allibiya alhurra for Medical Services	215,662
1215	Wahat alaseema for Importing Foodstuffs	214,770
1216	Almyna for Importing Medical Equipment	214,600
1217	Almajd for Importing Electrical and Non-Electrical Devices and Spare Parts	214,456
1218	Alaseel Factory for Manufacturing Aluminum and PVC Doors and Windows	213,812
1219	Alikhwa almutahidoon for Importing Household Materials, Equipment, and Electrical Devices	213,753
1220	Alajwad aldaweya for Importing Medicines, Medical Equipment, Medical Supplies, and Lab Consumables	212,486
1221	Awan arkhan for Importing Medical Equipment, Medicines, Medical Preparations, and Mother and Child Supplies	212,440
1222	Majmoat almaswada for Importing Decorations, Hardware, and Cleaning Materials	211,456
1223	Alsaraya alhamraa for Importing and Cutting Marble	211,200
1224	Almaadan allibi for Iron and Hanger Industries	207,240
1225	Ayyar for Electromechanical Works	205,899
1226	Allibiya alasriya for Importing Medicines, Equipment, Medical Preparations, and Mother and Child Supplies	205,866
1227	Taamer almabani for Importing Building Materials, Sanitary Ware, and Accessories	204,938
1228	Alqala alhaditha for Importing Foodstuffs	204,500
1229	Alrafaqa for Importing Building Materials and Sanitary Ware	203,735
1230	Dads for Mills, Feed, and Rice Processing	202,872
1231	Matlaa alfajr for Importing Medicines, Medical Preparations, and Mother and Child Supplies	202,774
1232	Alkahraman almunir for Importing Electrical and Non-Electrical Devices and Spare Parts	201,288
1233	Bayt alsalam alhadith for Importing Electrical, Electronic Devices, and Household Goods	201,060
1234	Alwasia for Importing Foodstuffs, Meat, Poultry, and Frozen Fish	200,474
1235	Alfanous alwataniya for Importing Household and Electrical Goods	200,155
1236	Alnafhahat for Importing Foodstuffs	198,310
1237	Alwaqiea for Manufacturing Building Materials, Sanitary Ware, and Accessories	198,300
1238	Majmoat matlaa alfajr for Importing Electrical and Non-Electrical Devices, Spare Parts, and Electronic Devices	197,288
1239	Majmoat alyaqout for Importing Electrical and Non-Electrical Devices, Spare Parts, and Electronic Devices	196,800
1240	Aldardafi Factory for Manufacturing Corrugated Sheet Metal	196,000
1241	Alshifa for Importing Medicines	195,845
1242	Disan aldawalia for Importing Foodstuffs, Livestock, and Meats	195,000

1243	Fresh for Importing Foodstuffs, Livestock, and Meats	195,000
1244	Saraya Factory for Manufacturing Aluminum Doors and Windows	194,841
1245	Sama Libya Aljadeeda for Importing Foodstuffs and Fresh Fruits	193,860
1246	Yeshvin International for Importing Medicines and Veterinary Serums	193,500
1247	Sakhrat Ghat for Importing Building Materials, Sanitary Materials, and Their Accessories	192,921
1248	Techno Lebda Factory for Aluminum, PVC, and Suspended Ceilings	191,355
1249	Arzaq Almutawassit for Importing Foodstuffs, Livestock, and Meats	191,170
1250	Asil Alkhair for Importing Foodstuffs	187,488
1251	Sihtak Pharmaceutical for Importing Medical Equipment, Medicines, Medical Preparations, and Maternal and Child Supplies	187,378
1252	Alwafir for Manufacturing Foodstuffs	183,600
1253	Qarnab for Importing Cars, Spare Parts, Oils, and Greases	182,883
1254	Al-Mustaqbal Factory for Manufacturing Gypsum and Decoration	181,977
1255	Al-Sahari Aljadeeda for Metal Industries	181,777
1256	Marmar Libya for Importing Foodstuffs	180,600
1257	Al-Ittar for Importing Transport Means and Their Accessories	180,545
1258	Al-Rawi for Manufacturing Dairy Products and Their Derivatives	179,192
1259	Abiyat Almutawassit for Importing Building Materials, Sanitary Materials, and Their Accessories	178,640
1260	Al-Amwaj Alhaditha for Importing Building Materials, Sanitary Materials, and Their Accessories	177,045
1261	Imar for Metal Industries and Corrugated Sheet Metal	176,350
1262	Al-Juraba for Importing Cleaning Materials and Cosmetics	173,565
1263	Al-Raya for Importing Laboratories and Medical Laboratories	172,994
1264	Sumatra for Importing Cleaning Materials, Cosmetics, Perfumes, and Scents	172,147
1265	Al-Munakha Alsharqi for Importing Foodstuffs	171,465
1266	Clean International for Importing Cosmetics, Knick-Knacks, and Cleaning Materials	169,792
1267	Ben Faraj for Importing Tires and Limited Parts	168,945
1268	Alam Ittiqan for Manufacturing Iron	168,560
1269	Al-Joud International Alhaditha for Importing Foodstuffs, Livestock, and Meats	168,100
1270	Tabkat for Importing Electrical and Household Materials	167,388
1271	Al-Saqi for Bottling and Packaging Water, Oils, Beverages, and All Foodstuffs	167,200
1272	Anwar Almustaqbal Al-Alamiya for Importing Electrical and Non-Electrical Devices and Their Spare Parts	167,000
1273	Qasr Al-Manara for Importing Furniture	166,668
1274	Al-Imtiaz Al-Akhir for Importing Foodstuffs	166,634
1275	Al-Yaqout Asafi for Importing Heavy Machinery, Equipment, Spare Parts, and Factory Tools	165,282

1276	Al-Hadaf for Paper Industries	164,900
1277	Al-Ijtihad for Importing Electrical and Non-Electrical Equipment and Spare Parts	164,802
1278	Al-Inma' Al-Tadamunia for Importing Building Materials	164,142
1279	Al-Mazen for Importing Foodstuffs, Livestock, and Meats	164,025
1280	Al-Fahd Al-Uswari for Importing Foodstuffs, Livestock, and Meats	161,300
1281	Al-Majdoub Factory for Manufacturing Car Exhaust Parts	160,990
1282	Ittihad Al-Azaya for Importing Clothing, Products, and Leather Goods	160,950
1283	Al-Shahin Al-Abiad for Importing Building Materials	160,242
1284	Al-Taqni Al-Libi for Oil and Engineering Services	159,500
1285	Al-Kafi for Importing Medicines, Medical Equipment, and Maternal and Child Supplies	159,348
1286	Al-Anara Al-Bayda for Importing Electrical Materials and Spare Parts	159,060
1287	Al-Fekra Al-Haditha for Importing Foodstuffs	158,301
1288	Al-Sarh Al-Tibbi for Importing Medical Equipment and Supplies	158,171
1289	Najmat Biladi for Manufacturing Aluminum, PVC, and Accessories	155,508
1290	Al-Mizan Al-Dhahabi for Importing Building Materials, Sanitary Materials, and Their Accessories	155,000
1291	Yeshvin for Importing Medical Equipment, Medicines, Medical Preparations, and Maternal and Child Supplies	153,585
1292	Danub for Importing Medicines, Medical Preparations, and Maternal and Child Supplies	153,500
1293	Al-Madhak Al-Akheer for Importing Foodstuffs, Fruits, and Vegetables	152,567
1294	Al-Shurouq Al-Alamiya Al-Oula for Importing Foodstuffs, Livestock, and Meats	151,265
1295	Al-Qala'a for Soap Manufacturing and Cleaning Materials (Joint Stock)	150,756
1296	Al-Daqa Al-Amana for Importing Transport Means and Their Accessories	148,909
1297	Al-Waha Al-Jadeeda for Importing Foodstuffs	148,506
1298	Ayn Dawara for Importing Foodstuffs	146,196
1299	Al-Kanar for Importing Transport Means and Their Accessories	145,252
1300	Al-Kanz Al-Tibbi for Importing Medicines and Medical Equipment	144,680
1301	Al-Hijaz International for Importing Foodstuffs, Livestock, and Meats	144,021
1302	Rukun Al-Ibda'a for Food Industries	143,603
1303	Al-Karam for Importing Foodstuffs	141,990
1304	Rowan Al-Amal for Importing Foodstuffs, Livestock, and Meats	141,750
1305	Badr Al-Noor for Importing Foodstuffs	141,227
1306	Benghazi for Energy Solutions	140,071
1307	Mawasim Al-Khair Al-Kubra for Importing Agricultural Machinery, Supplies, and Spare Parts	139,300
1308	Al-Akil for Importing Foodstuffs	139,291

1309	Marai Al-Jibal for Importing Foodstuffs	138,600
1310	Al-Murooj Al-Samiya for Importing Medicines, Medical Preparations, and Maternal and Child Supplies	138,417
1311	Talin for Manufacturing PVC, Aluminum, Stainless Steel, and Glass (Limited Liability)	138,017
1312	Al-Noor Al-Jadeeda for Importing Foodstuffs, Livestock, and Meats	137,760
1313	Al-Bab Al-Awsat for Importing Foodstuffs	135,000
1314	Azdo for Importing Medical Equipment, Medicines, Medical Preparations, and Maternal and Child Supplies	134,755
1315	Zad Al-Wataniya for Food Industries	132,600
1316	Ajyad for Importing Building Materials	131,739
1317	Zad Al-Asil for Importing Foodstuffs	130,564
1318	Al-Yaqin Al-Mumayaz for Importing Foodstuffs, Livestock, and Meats	130,532
1319	Al-Tanmia for Importing Oil Equipment and Tools	129,828
1320	Jet for Importing Building Materials, Sanitary Materials, and Jet Holding Subsidiaries	128,760
1321	Al-Qowa Al-Zarqa for Importing Welding Supplies and Workshop Equipment	128,599
1322	Al-Hilal Al-San'ei for Metal Industries	128,594
1323	Dar Al-Saboon for Manufacturing Cleaning Materials	127,663
1324	Libya Baytna for Importing Building Materials, Sanitary Materials, and Their Accessories	127,136
1325	Al-Muqaddir International for Importing Foodstuffs, Livestock, and Meats	126,796
1326	Asda' Libya for Importing Electrical and Non-Electrical Devices and Their Spare Parts	126,500
1327	Al-Osoul Al-Daima for Importing Carpets, Mats, and Upholstery	125,842
1328	Al-Sahm Al-Lami' for Importing Building Materials and Sanitary Materials	124,916
1329	Marjan Al-Bahr for Importing Frozen Fish, Livestock, and Meats	123,127
1330	First for Importing Electrical and Non-Electrical Devices, Spare Parts, Electronics, and Salt	122,011
1331	Al-Nasiya Al-Bayda for Importing Medicines, Veterinary Medicines, and Agricultural Pesticides	122,005
1332	Al-'Alamiya for Marble Manufacturing	121,663
1333	Al-Shuraka for Importing Electrical Devices, Spare Parts, and Electronics	117,750
1334	Noor Al-Sharq for Importing Foodstuffs, Livestock, and Meats	115,916
1335	Jibal Kordofan for Importing Foodstuffs, Livestock, and Meats	115,900
1336	Midan Al-Nakhla for Importing Foodstuffs	114,503
1337	Al-Inma' Al-Zira'i for Importing Agricultural Machinery, Supplies, and Spare Parts	114,036
1338	Al-Muhit Al-Jadeed for Importing Foodstuffs	113,314
1339	Jawhara Qurji for Importing Foodstuffs, Livestock, and Meats	112,700
1340	Akakus Al-Jenub for Importing Electronics	112,645
1341	Al-Tadamun Al-Arabi for Food Industries	111,980

1342	Taj Al-Ghiza Al-Awwal for Importing Foodstuffs, Livestock, and Meats	111,750
1343	Majmou'at Madhila for Importing Cosmetics, Perfumes, and Knick-Knacks	111,171
1344	Al-Ahramat for Marble Manufacturing (Joint Stock)	110,983
1345	Al-Maw'id Al-Jadeed for Importing Foodstuffs	110,009
1346	Ittihad Al-Arabi Factory for Manufacturing Aluminum Doors and Windows	109,000
1347	Al-Huruj Al-Libiya for Importing Transport Means and Their Accessories	108,378
1348	Al-Jihad Al-Muthmir for Manufacturing PVC	108,275
1349	Namarq Al-Khair for Importing Cosmetics, Knick-Knacks, and Cleaning Materials	107,470
1350	Al-Istabrak Al-Dhahabi for Importing Raw Materials	106,151
1351	Al-Nahda Factory for Manufacturing Clothing	105,600
1352	Tiba International for Importing Furniture and Its Accessories	105,000
1353	Al-Ajnaha Al-Mutaliqa for Importing Electrical Devices	104,518
1354	Al-Mas Al-Jadeed for Importing Foodstuffs, Meats, and Livestock	102,349
1355	Al-Sahil for Paper Manufacturing	102,345
1356	Al-Asami for Manufacturing Paints	102,204
1357	Niam Al-Ghad for Importing Clothing, Textiles, and Leather Goods	102,153
1358	Al-Manar for Food Industries	101,602
1359	Al-Imtiaz Al-Da'im for Manufacturing Sponges	100,800
1360	Al-Yaman for Importing Electrical Devices and Spare Parts	100,740
1361	Al-Raqi Al-Awali for Importing Livestock	100,500
1362	Al-Ikhaa al-Libi al-Awwal for Importing Foodstuffs, Livestock, and Meat	100,100
1363	Al-Madhi for Importing Household and Electrical Materials	98,960
1364	Tarseen al-Awwal for Importing Furniture	97,732
1365	Al-Amal al-Mutaliq for Manufacturing PVC and Aluminum Doors and Windows	94,913
1366	Al-Hasad for Poultry Farming, Agricultural and Livestock Production	94,098
1367	Jawad al-Naeem for Importing Foodstuffs	93,856
1368	Lamat al-Ikhwan for Importing Foodstuffs	93,541
1369	Al-Shamila al-Awwal for Importing Medical Equipment, Pharmaceuticals, and Maternal and Child Supplies	92,968
1370	Al-Fusool al-Zahiyah for Importing Foodstuffs	92,893
1371	Al-Khaleej for Manufacturing Insulation Panels	92,200
1372	Asas al-Alami for Importing Decorative Materials, Hardware, and Cleaning Products	90,051
1373	Al-Faydh for Importing Construction Materials, Sanitary Materials, and Their Accessories	90,001
1374	Al-Mukhtar for Manufacturing Sweets and Foodstuffs	89,816
1375	Al-Mashriq for Manufacturing Construction Materials	88,920

1376	Al-Mustaqbal al-Madhi for Maternal and Child Supplies	87,593
1377	Dunya al-Sihha for Importing Pharmaceuticals, Medical Products, and Maternal and Child Supplies	87,235
1378	Jibal al-Safwa for Importing Construction Materials, Sanitary Materials, and Their Accessories	86,913
1379	Al-Isnad al-Falahy for Importing Agricultural Pesticides	86,125
1380	Al-Salamah al-Mihniyah for Importing Safety Equipment and Road and Environmental Fixtures	85,523
1381	Al-Mutajaddid for Importing Household and Office Furniture	84,851
1382	Wahiba & Partners for Importing Foodstuffs, Livestock, and Meat	84,506
1383	Miftah al-Aman for Importing Safes, Keys, and Locks	82,948
1384	Robia for Importing Medical Equipment and Supplies	82,621
1385	Al-Mithali al-Hadith for Importing Electrical and Non-Electrical Devices and Their Spare Parts	82,170
1386	Al-Kawader for Importing Construction and Sanitary Materials and Their Accessories, part of Al-Bustan Holding	81,342
1387	Al-Mu'tamadun al-Awwal for Importing Cleaning Products	81,160
1388	Duroob al-Mutawasit for Importing Construction Materials, Sanitary Materials, and Their Accessories	79,976
1389	Aswad Tobaaktis for Importing Foodstuffs	79,801
1390	Aslak for Importing Electrical and Non-Electrical Appliances, Household Goods, and Spare Parts	79,668
1391	Shorouk Misrata for Manufacturing Metal Structures and Mobile Homes	78,685
1392	Al-Jawhara al-Tijaria al-Jadida for Importing Foodstuffs	76,982
1393	Al-Taquaddum al-Watani for Importing Construction Materials, Sanitary Materials, and Their Accessories	75,465
1394	Qataf al-Masiya for Iron Industries	75,115
1395	Al-Rawi for Importing Agricultural Machines and Their Spare Parts	75,006
1396	Al-Safwa al-Raida for Manufacturing Plastic Products	74,660
1397	Beta Polymer for Chemical Manufacturing	74,316
1398	Al-Taqniyat al-Haditha al-Awwal for Importing Agricultural Machines and Their Accessories	73,542
1399	Wad for Importing Diapers and Paper Towel Supplies	73,072
1400	Bab al-Jabal for Importing Foodstuffs, Livestock, and Meat	72,883
1401	Liptos for Importing Household and Electrical Materials	72,342
1402	Al-Masdar al-Jadid for Importing Bearings and Industrial Equipment	70,461
1403	Al-Imtiaz al-Markazi for Manufacturing Animal Feed	70,000
1404	Al-Tasahil for Importing Medical Equipment, Pharmaceuticals, and Maternal and Child Supplies	69,638
1405	Mai al-Naj for Mineral Water	69,089
1406	Safina al-Ghidhah for Importing Foodstuffs	68,400
1407	Al-Mukhtar al-Mithali for Importing Vehicles and Their Accessories	68,216
1408	Al-Hawafir al-Dhahabiya for Importing Agricultural Machines and Spare Parts	67,955

1409	Al-Nassajoon al-Libiyoona for Manufacturing Carpets and Mats	67,470
1410	Al-Zi al-Watani for Importing Foodstuffs, Livestock, and Meat	67,415
1411	Al-An'am for Importing Pharmaceuticals and Veterinary Equipment and Supplies	66,537
1412	Al-Alamiya al-Mutawara for Importing Foodstuffs	65,641
1413	Mersin for Importing and Packaging Foodstuffs	64,000
1414	Al-Bardi for Manufacturing Soft and Sanitary Paper	63,883
1415	Al-Alwan al-Mutawasiit for Importing Construction Materials, Sanitary Materials, and Their Accessories	63,755
1416	Saraya Rumaysa for Importing Cars and Spare Parts	63,691
1417	Khatt al-Ahlam for Importing Foodstuffs	63,425
1418	Amal al-Tabi'a for Importing Agricultural Equipment, Supplies, and Spare Parts	62,931
1419	Marmar Libya al-Awwal for Importing Construction Materials, Sanitary Materials, and Their Accessories	60,868
1420	Siraj al-Amtal for Importing Vehicles and Their Accessories	60,526
1421	Athal al-Dawliyah for Importing Pharmaceuticals, Medical Equipment, and Maternal and Child Supplies	60,356
1422	Al-Muttahida for Importing Toys and Sports Equipment	60,034
1423	Al-Ghisan al-Fadhi for Importing Foodstuffs	59,459
1424	Al-Nujum al-Libiyah for Importing Foodstuffs	59,458
1425	Al-Haras al-Dawliyah for Importing Carpets and Upholstery	58,887
1426	Al-Wadi al-Da'im for Manufacturing Aluminum, PVC, and Accessories	58,695
1427	Al-Tabi'a for Food Manufacturing	58,404
1428	Mas for Manufacturing Plastic Products	58,400
1429	Al-Wifaq for Importing Vehicles and Their Accessories	58,301
1430	Al-Ibda' al-Hur for Importing Clothing, Textiles, and Leather Goods	57,096
1431	Bab al-'Asima for Importing Construction Materials and Sanitary Materials and Their Accessories	54,900
1432	Al-Rahbah al-Jadida for Importing Foodstuffs	53,217
1433	Al-Bustan al-Ghidhai for Importing Foodstuffs	53,172
1434	Qimat al-Jabal for Importing Perfumes, Cosmetics, and Beauty Materials	52,832
1435	Hadayiq Janat for Importing Agricultural Machines, Supplies, and Spare Parts	52,650
1436	Argan for Importing Pharmaceuticals, Medical Products, and Maternal and Child Supplies	51,826
1437	Al-Ru'ya al-Sati'a for Importing Sanitary Products	51,756
1438	Basyarat Tripoli for Importing Optics and Their Accessories	49,747
1439	Al-Sayl al-Khayr for Importing Tea and Foodstuffs	47,880
1440	Al-Mujmua al-Mutamayyazah al-Haditha for Importing Foodstuffs, Livestock, and Meat	47,500
1441	Amjad al-Thani for Manufacturing Cleaning Products	46,676
1442	Al-Ma'idah al-Tayibah for Importing Foodstuffs, Livestock, and Meat	45,754
1443	Al-Delta al-Dawliyah for Importing Household and Electrical Equipment	45,658

1444	Al-Masdar al-Ameen for Importing Vehicles and Their Accessories	45,631
1445	Zin al-Jawahir for Importing Foodstuffs	45,195
1446	Al-Imtiaz al-Dawliyah for Manufacturing Plastic and Paper Products	44,460
1447	Al-Nahr for Importing Agricultural Equipment and Supplies	41,729
1448	Al-Hayat al-Mubtakira al-Mumtaza for Importing Electrical and Home Appliances	41,505
1449	Ramma for Manufacturing Engineering Products	40,823
1450	Tripolis for Insurance Brokerage and Reinsurance Services	39,749
1451	Al-Masar al-Fadhi for Importing Household, Electrical, and Electronic Products and Accessories	38,250
1452	Aras for Importing Construction Materials and Sanitary Materials and Their Accessories	35,999
1453	Jabal Lebanon for Importing Cleaning Materials	35,456
1454	Al-Rayan al-Dawliyah al-Awwal for Importing Construction Materials	34,200
1455	Adwaa al-Khaleej for Importing Agricultural Equipment and Veterinary Medicines	33,766
1456	Abou Fares & Partners for Manufacturing Iron Products	31,960
1457	Al-Shahabi for Importing Foodstuffs, Livestock, and Meat	31,500
1458	Al-Oud al-Tayyib for Importing Decorative Materials, Hardware, and Cleaning Products	31,213
1459	Baniq al-Haditha for Importing Garden Equipment and Agricultural Tools	31,122
1460	Al-Mukhtar for Insurance Services	29,600
1461	Al-Bariq al-Dhahabi for Importing Cleaning and Decorative Products	29,008
1462	Al-Rif al-Libiy for Importing Agricultural Machines and Spare Parts	27,572
1463	Al-Rubyian for Manufacturing Salt Products	27,254
1464	Al-Tilal for Manufacturing Paper and Printing Supplies	25,630
1465	Zaid al-Bayt for Importing Foodstuffs	24,324
1466	Al-Mutajer al-Libiy for Importing Hardware and Decorative Products	23,883
1467	Al-Mutawakkil for Manufacturing Animal Feed and Grain Milling	12,750
1468	Masaa al-l'mar for Importing Construction Materials and Sanitary Materials	11,820
1469	Al-Tadawul for Financial and Electronic Brokerage Services	4,292

Accepted Coverage Requests
According to Goods or Services - Private Sector
During (01/01 - 30/04/2025)

"Descending order"

Order.	Goods or Services	Value in USD
1	Production and Operation Supplies	1,270,705,303
2	Miscellaneous Food Commodities	1,260,067,006
3	Building Materials and Construction Supplies	427,914,544
4	Transportation, tires, batteries and spare parts	314,831,539
5	Machinery and Equipment	308,242,000
6	Feeds	271,456,254
7	Electronic Equipment	240,180,157
8	Live and frozen meat	213,218,320
9	Human Medicines	167,138,275
10	Agricultural	133,413,777
11	Essential Commodity Production Requirements	131,861,019
12	Household and Household Electrical	107,226,634
13	Cleaning Materials	50,082,330
14	Milk, diapers and baby food	48,921,689
15	Airlines Transfers	46,244,349
16	Milk	44,447,720
17	ICT Services	35,331,344
18	Cleaning Materials	34,683,045
19	Cheeses	24,851,555
20	Medical	24,212,167
21	Tobacco of all kinds	20,568,000
22	Furniture	19,216,086
23	Clothing and Shoes	17,875,821

24	Burniq Air requests	15,719,996
25	Agricultural	14,205,977
26	Miscellaneous	13,509,108
27	Stationery	13,049,369
28	Hygienic materials	12,936,494
29	Various navigational services	12,402,537
30	Fruits and Vegetables	11,263,151
31	Butter	7,659,414
32	Special requests for Libyan Wings Company	3,690,357
33	Ghee	3,498,783
34	Veterinary Medicines	2,352,422
35	Importing a Gold Commodity	1,984,995
36	Fish and Marines	1,976,792
37	Insurance Companies Transfers	1,883,340
38	Carpets and Textiles	1,459,535
39	Other Goods	1,334,557
40	MedSky Airways Company requests	664,251
41	Training Courses Transfers	41,135
42	Insurance Companies Requests	29,600
43	Flight Tickets	23,874

Accepted Coverage Requests
According to Country of Origin - Private Sector
During (01/01 - 30/04/2025)

"Descending order"

Order.	Country of origins	Value in USD
1	Türkiye	1,370,257,478
2	Egypt	684,819,904
3	China	603,256,822
4	India	298,415,400
5	Russian Federation	295,710,214
6	Brazil	253,055,070
7	Italy	204,479,712
8	Ukraine	149,252,446
9	Tunisia	131,243,442
10	Thailand	126,150,288
11	Germany	110,104,759
12	United States	99,490,746
13	Romania	86,100,714
14	France	71,000,437
15	United Arab Emirates	70,895,085
16	Saudi Arabia	65,634,131
17	Netherlands	62,705,573
18	Argentina	59,857,115
19	Spain	59,549,561
20	Ireland	59,265,099
21	Belgium	39,418,333

22	New Zealand	37,198,842
23	Indonesia	31,048,950
24	South Korea	27,658,421
25	Sri Lanka	27,235,201
26	Japan	24,970,991
27	United Kingdom	23,392,457
28	Jordan	22,082,395
29	Poland	21,025,638
30	Viet Nam	18,552,137
31	Sweden	16,047,219
32	Canada	16,024,112
33	Ecuador	15,509,164
34	Morocco	11,301,147
35	Austria	11,079,207
36	Oman	10,828,382
37	Serbia	10,014,879
38	Slovenia	9,039,274
39	Algeria	8,413,537
40	Iraq	8,093,250
41	Greece	7,932,292
42	Malta	7,432,383
43	Guatemala	6,400,000
44	Europe	5,927,154
45	Switzerland	5,354,518
46	Portugal	4,953,578
47	Hungary	4,319,990
48	Asia	3,849,457

49	Finland	3,565,633
50	Lithuania	2,923,977
51	Denmark	2,901,315
52	Colombia	2,333,400
53	Cambodia	2,300,323
54	Mexico	2,268,163
55	Bulgaria	2,076,620
56	Malaysia	1,872,770
57	Uruguay	1,493,450
58	Taiwan	1,422,945
59	Gabon	1,361,806
60	Pakistan	1,228,054
61	Bahrain	1,005,266
62	Norway	976,080
63	Australia	967,187
64	Costa Rica	944,121
65	Lebanon	936,638
66	Slovakia	578,031
67	Singapore	526,537
68	Equatorial Guinea	517,407
69	Korea, North	497,860
70	Sant Marino	416,260
71	Bangladesh	413,751
72	Uganda	367,500
73	Namibia	344,819
74	Qatar	250,000
75	Nigeria	235,480

76	Kenya	190,691
77	Yemen	167,300
78	Bosnia and Herzegovina	153,585
79	Kuwait	152,240
80	Czech Republic	145,213
81	Monaco	141,720
82	Turkmenistan	139,490
83	Kazakhstan	110,000
84	Cyprus	87,235
85	Estonia	13,461
86	Hong Kong S.A.R.	1,389

Accepted Coverage Requests
According to Beneficiary Country - Private Sectors
During (01/01 - 30/04/2025)

"Descending order"

Order.	Beneficiary Country	Value in USD
1	United Arab Emirates	1,335,449,655
2	Türkiye	1,122,693,027
3	Egypt	686,335,280
4	Switzerland	313,017,595
5	United Kingdom	217,260,672
6	China	214,174,054
7	Italy	169,285,782
8	Tunisia	158,487,325
9	Spain	101,676,947
10	Thailand	83,765,773
11	Austria	81,390,904
12	Japan	71,735,821
13	Netherlands	62,580,252
14	Slovakia	55,382,800
15	Jordan	46,968,428
16	France	44,329,543
17	Singapore	43,651,492
18	Germany	41,245,017
19	South Korea	36,001,795
20	Belgium	33,857,207
21	Oman	31,981,402

22	Ukraine	28,496,758
23	Indonesia	27,174,772
24	Saudi Arabia	26,643,891
25	New Zealand	24,775,462
26	Hong Kong S.A.R.	23,184,771
27	Sri Lanka	23,130,118
28	Brazil	19,069,942
29	Malta	18,826,042
30	United States	17,721,268
31	India	14,297,550
32	Morocco	14,022,108
33	Sweden	12,571,312
34	Ireland	11,662,875
35	Canada	11,051,442
36	Hungary	9,783,477
37	Slovenia	9,728,580
38	Poland	7,991,999
39	Greece	7,796,874
40	Bahrain	7,430,991
41	Algeria	7,206,412
42	Australia	6,675,960
43	Ecuador	4,926,012
44	Denmark	4,787,949
45	Portugal	4,720,017
46	Mauritius	4,171,434
47	Luxembourg	3,659,205
48	Russian Federation	3,570,000

49	Romania	3,367,701
50	Korea, North	2,423,380
51	Lithuania	2,168,800
52	Finland	1,811,278
53	Botswana	1,651,500
54	Viet Nam	1,616,600
55	Bulgaria	1,512,130
56	Pakistan	1,228,054
57	Georgia	1,207,125
58	Cyprus	1,146,826
59	Liechtenstein	1,070,493
60	Serbia	1,035,184
61	Croatia	997,500
62	Lebanon	904,671
63	Malaysia	689,667
64	Europe	581,673
65	Kenya	428,463
66	Argentina	359,424
67	Taiwan	354,827
68	Qatar	250,000
69	Monaco	243,440
70	Nigeria	235,480
71	Colombia	187,488
72	Bosnia and Herzegovina	153,585
73	Kuwait	152,240
74	Czech Republic	111,000
75	Saint Helena	100,000

76	Sierra Leone	24,639
77	Estonia	13,461

Accepted Coverage Requests
List of all entities - Public Sector
During (01/01 - 30/04/2025)

"Descending order"

Order.	Entity Name	Value in USD
1	National Cancer Authority	162,502,583
2	Libya Development and Reconstruction Fund	109,250,157
3	Libyan Iron and Steel Company	101,285,397
4	Almadar Aljadid Company	27,460,422
5	Administrative Centres Development Authority	20,910,817
6	Az Zawiya Oil Refining Company	14,877,500
7	National Development Agency	13,154,980
8	Libyana Mobile Phone Company	12,903,094
9	Afriqiyah Airways	7,000,624
10	National Mills and Feed Company	3,281,519
11	Al Ahlia Cement Company J.S.C	3,138,857
12	Housing and Utilities Projects Implementation Authority	2,735,717
13	Libya Telecom and Technology Company J.S.C	2,594,910
14	Libya Insurance Company	2,249,922
15	Misurata Free Zone	2,248,021
16	Libyan International Telecommunications Company	1,721,433
17	Aletihad Alarabee Contracting Company J.S.C	1,552,288
18	Requests for Transportation Projects Board	1,105,340
19	Libyan Airlines	837,154
20	Al-Moalej Al-Hakim Medical Services Company	557,960

21	Electrical Industries Company	454,230
22	Libyan Federation of Insurance Companies	413,877
23	Tatweer Industrial Investment Company	321,900
24	Libyan Post Telecommunications & Information Technology Company	300,000
25	Atheqaa Company for Telecom and Data	148,580
26	General Company for General Cleaning Services Tripoli	129,354
27	Libyan Ports Company	85,232
28	Libyan Ground Services Company	60,300
29	National Agricultural Aviation Authority	51,370
30	National Trailers Company J.S.C	50,309
31	Hatef Libya Company	42,999
32	Libyan Project Management Company with the private sector	40,500

Accepted Coverage Requests
According to Goods or Services - Public Sector
During (01/01 - 30/04/2025)

"Descending order"

Order.	Goods or Services	Value in USD
1	Human Medicines	162,502,583
2	Libyan Iron and Steel Company Requirements	97,117,662
3	Housing Projects Authority Requests	71,750,157
4	Furniture	37,500,000
5	Production and Operation Requirements	22,609,362
6	Transportation, Tires, Supplies and Spare Parts	21,432,773
7	Machinery and Equipment	21,209,101
8	Communications and IT Services	15,687,067
9	Almadar Aljadid Company	14,092,428
10	Airline Transfers	7,742,144
11	Libyana Mobile Phone Company Requests	4,941,797
12	Feeds	3,281,519
13	Al Ahlia Cement Company J.S.C	3,138,857
14	Housing Projects Authority Requests	2,735,717
15	Libya Insurance Company Transfers	2,663,799
16	Libya Telecom and Technology Company	2,645,739
17	Essential Commodity Production Requirements	1,105,340
18	Goods for Public Services	515,040

19	Port Operating Requirements	234,257
20	Production and Operation Services	214,600
21	Libyan Airlines Requirements	123,434
22	Libyan Ports Company	81,580
23	Hatef Libya Company Operating Supplies	42,999
24	Medical Treatment Transfers	42,920
25	Miscellaneous	40,500
26	Training Course Transfers	10,670
27	Port Operation and Maintenance Requirements	3,652
28	Airports Authority	1,649

Accepted Coverage Requests
According to Country of Origin - Public Sector
During (01/01 - 30/04/2025)

"Descending order"

Order.	Country of origin	Value in USD
1	United Arab Emirates	110,562,974
2	Brazil	76,826,845
3	Switzerland	60,481,191
4	Ireland	44,301,098
5	China	38,777,949
6	Germany	33,037,877
7	United States	29,187,386
8	Thailand	20,607,434
9	Greece	15,046,980
10	India	11,184,846
11	Austria	9,038,434
12	Spain	7,491,738
13	Sweden	7,183,983
14	Türkiye	5,090,177
15	Italy	3,329,639
16	Ukraine	3,281,519
17	Egypt	3,214,311
18	France	2,612,108
19	Argentina	2,048,068
20	Luxembourg	1,692,150

21	Hong Kong S.A.R.	1,646,648
22	Tunisia	1,324,189
23	Jordan	1,153,185
24	Bahrain	1,105,340
25	Finland	938,151
26	United Kingdom	742,699
27	Saudi Arabia	596,822
28	Portugal	287,543
29	Malta	212,511
30	Belgium	157,398
31	Canada	95,894
32	Bulgaria	71,153
33	Lithuania	68,136
34	Mauritius	40,436
35	Netherlands	25,314
36	Denmark	5,220

Accepted Coverage Requests
According to Beneficiary Country - Public Sector
During (01/01 - 30/04/2025)

"Descending order"

Order.	Beneficiary Country	Value in USD
1	United Arab Emirates	125,476,572
2	Switzerland	113,611,140
3	Brazil	51,314,657
4	United Kingdom	45,009,843
5	China	36,881,526
6	Qatar	20,607,434
7	Greece	15,046,980
8	Netherlands	14,921,183
9	Jordan	14,835,979
10	Italy	11,225,760
11	Germany	9,409,241
12	Tunisia	5,520,038
13	Türkiye	5,090,177
14	Spain	3,754,238
15	Austria	3,153,375
16	France	2,737,112
17	Egypt	2,523,311

18	Argentina	2,048,068
19	Finland	1,777,843
20	Hong Kong S.A.R.	1,646,648
21	United States	1,644,442
22	India	1,612,696
23	Bahrain	1,255,340
24	Saudi Arabia	596,822
25	Sweden	583,944
26	Portugal	287,543
27	Luxembourg	231,500
28	Malta	212,511
29	Belgium	157,398
30	Canada	95,894
31	Bulgaria	71,153
32	Lithuania	68,136
33	Mauritania	40,436
34	Lebanon	13,186
35	Denmark	5,220

Accepted Coverage Requests
Foreign Transfers - Salaries
During (01/01 - 30/04/2025)
"Descending order"

Order.	Entity	Value in USD
1	Egypt Air Company	8,822,143
2	Turkish Airlines Air Transport Company	5,461,043
3	Al Andalus Bank Company	4,000,000
4	Sahara Bank	3,739,617
5	Wahda Bank	1,229,644
6	Mediterranean Bank	755,000
7	Daman Islamic Bank	527,990
8	Islamic Finance Bank	368,786
9	(24) Salary transfers for foreigners	275,142
10	Alaman Bank for Trade and Investment	180,693
11	National Commercial Leasing Company	166,315

According to Beneficiary Country - Foreign Transfers (Salaries)

"Descending order"

Order.	Beneficiary Country	Value in USD
1	Egypt	7,344,483
2	United States	4,000,000
3	Türkiye	3,612,869
4	Lebanon	1,624,655
5	United Kingdom	755,000
6	Switzerland	750,000
7	United Arab Emirates	617,386
8	Tunisia	396,315
9	France	180,693
10	Philippines	67,535
11	Ukraine	65,618
12	Belgium	46,438
13	India	36,500
14	Jordan	17,600
15	Bangladesh	15,785
16	Poland	7,585
17	Germany	5,429
18	Romania	4,940
19	Bahrain	2,897