



Research and Statistics Department



Consumer Price Index and Inflation

(Q3 – 2022)



Research and Statistics Department



Consumer Price Index and Inflation (Q3 -2022)

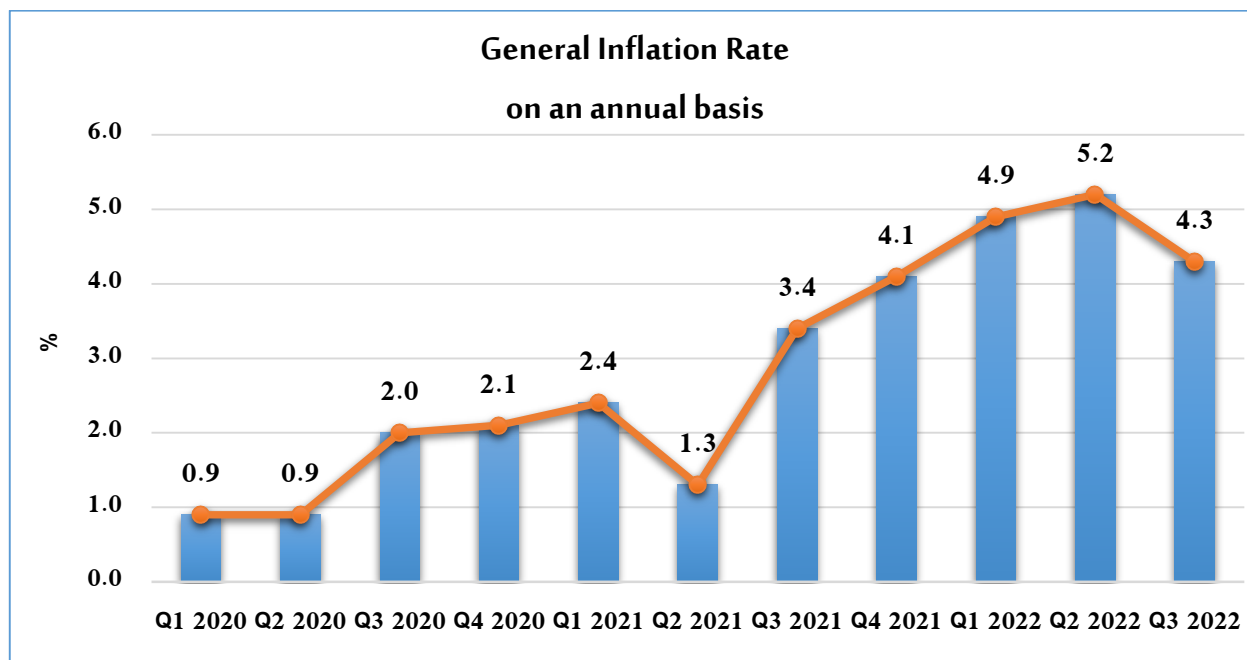
The data issued by the Bureau of Statistics and Census - Ministry of Planning indicate that the consumer price index increased during the third quarter of 2022 to reach 289.2 points, an increase of 11.9 points on an annual basis, compared to 277.3 points during the third quarter of the previous year 2021. Accordingly, the inflation rate is **(4.3%)**.

General inflation rate on an annual basis

(Base Year 2008)

During	Inflation rate	During	Inflation rate	During	Inflation rate
Q12020	%0.90	Q1 2021	%2.40	Q1 2022	%4.90
Q22020	%0.90	Q2 2021	%1.30	Q2 2022	%5.20
Q32020	%2.00	Q3 2021	%3.40	Q3 2022	%4.30
Q42020	%2.10	Q4 2021	%4.10	-	-

Source: Ministry of Planning, Bureau of Statistics and Census.



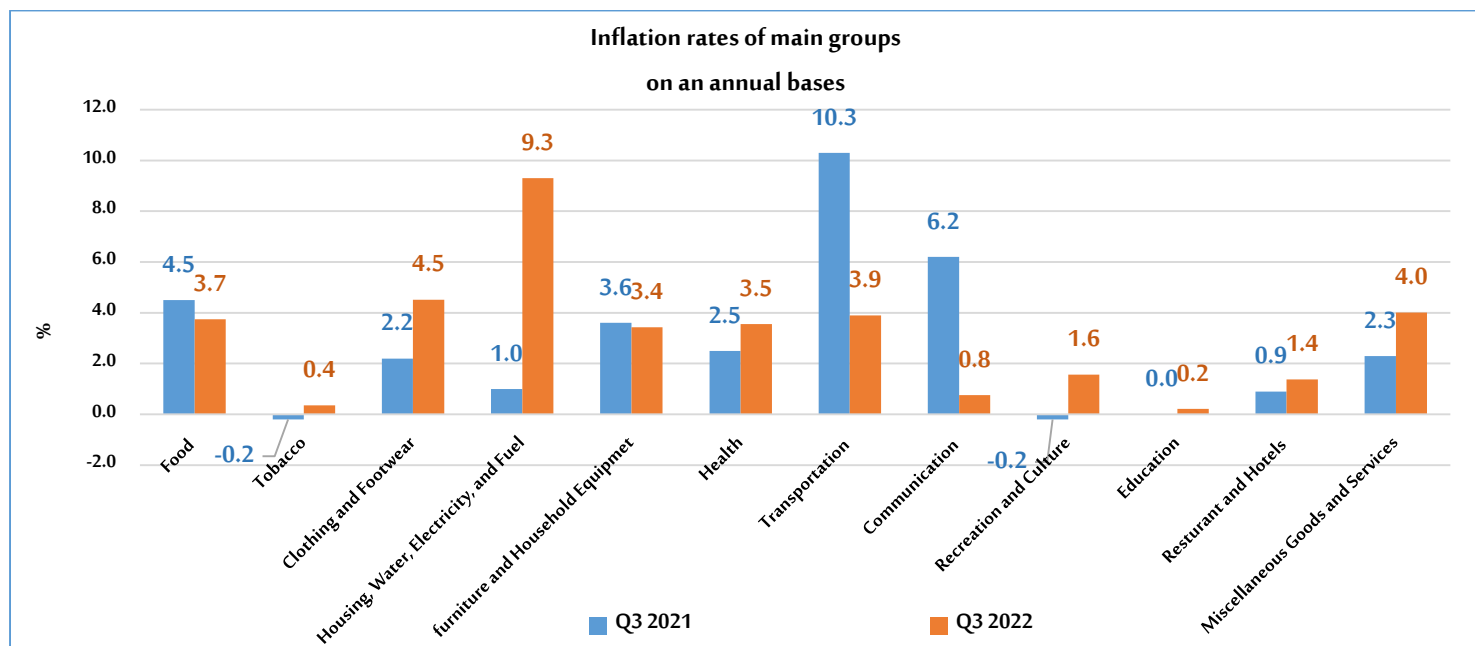


Consumer Price Index and Inflation Rate by Main Groups

(Base Year 2008)

No.	Main Groups	Weights	Q3 2021	Q3 2022	Inflation rate (on an annual bases)
1	Food	38.8	316.4	328.2	3.70%
2	Tobacco	0.7	264.1	265	0.30%
3	Clothing and Footwear	6.4	417.1	435.9	4.50%
4	Housing, Water, Electricity, and Fuel	22.7	177.1	193.5	9.30%
5	furniture and Household Equipment	4.9	355.5	367.7	3.40%
6	Health	4.1	338.1	350.1	3.50%
7	Transportation	8.1	203.1	211	3.90%
8	Communication	2.7	83.3	83.9	0.70%
9	Recreation and Culture	2.8	204.9	208.1	1.60%
10	Education	4	380	380.8	0.20%
11	Restaurant and Hotels	1.7	342.9	347.6	1.40%
12	Miscellaneous Goods and Services	3.1	290.3	301.9	4.00%
General Index		100	277.3	289.2	4.30%

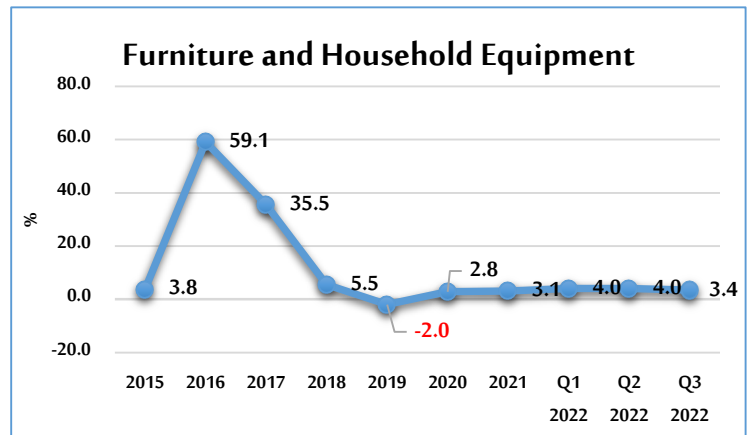
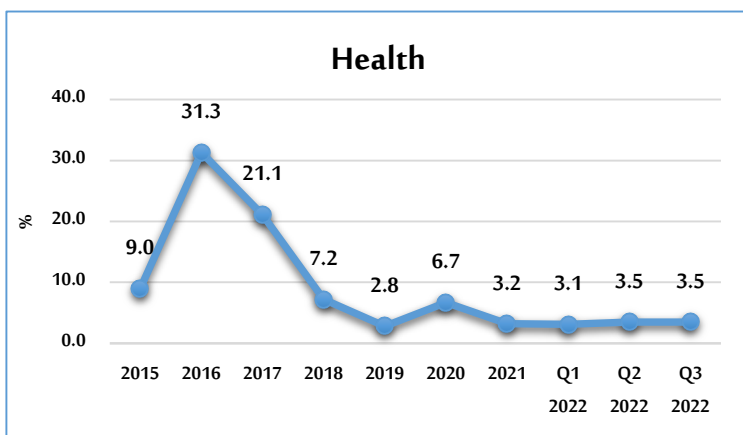
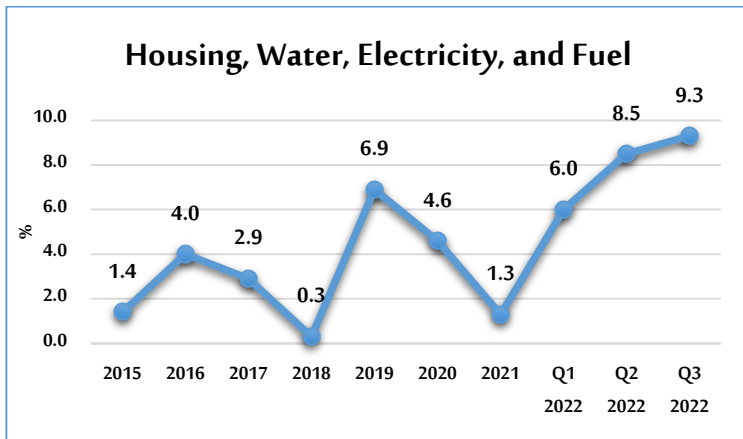
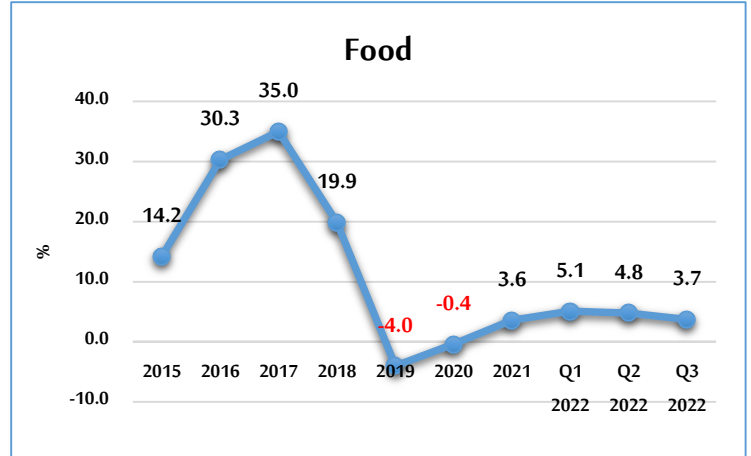
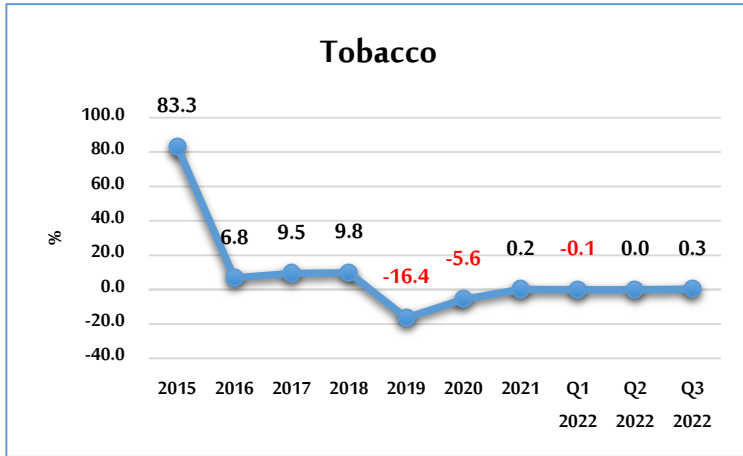
Source: Ministry of Planning, Bureau of Statistics and Census.

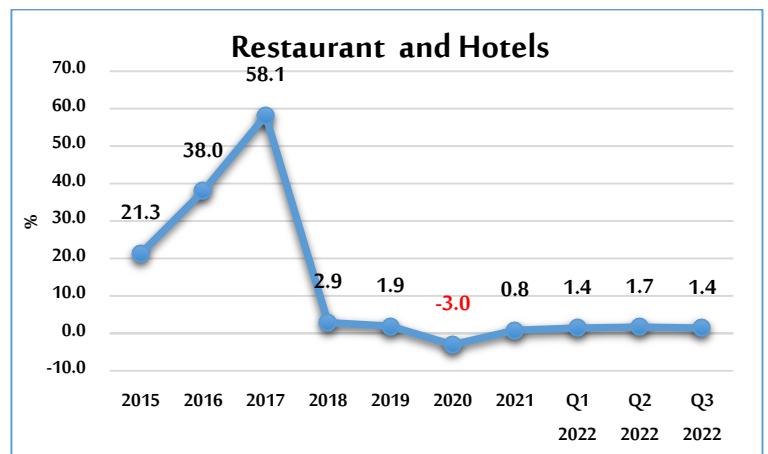
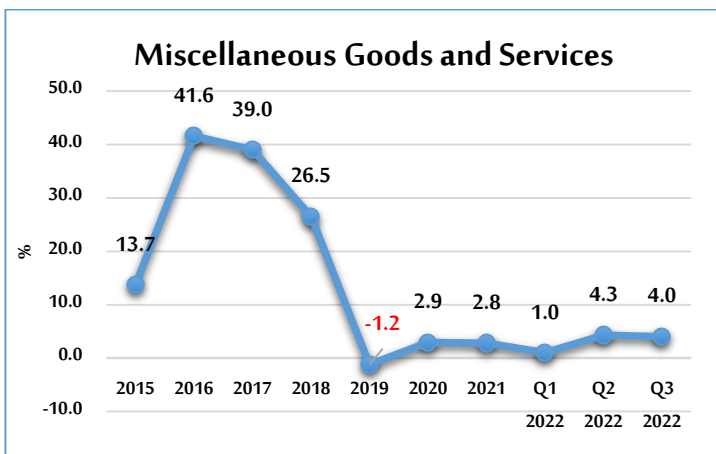
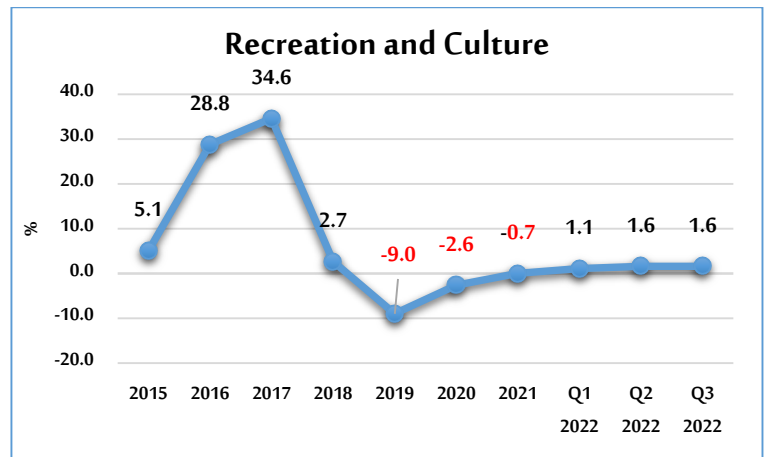
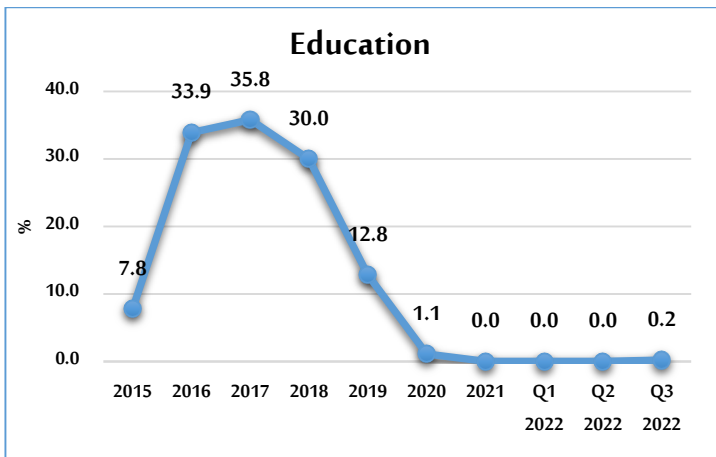
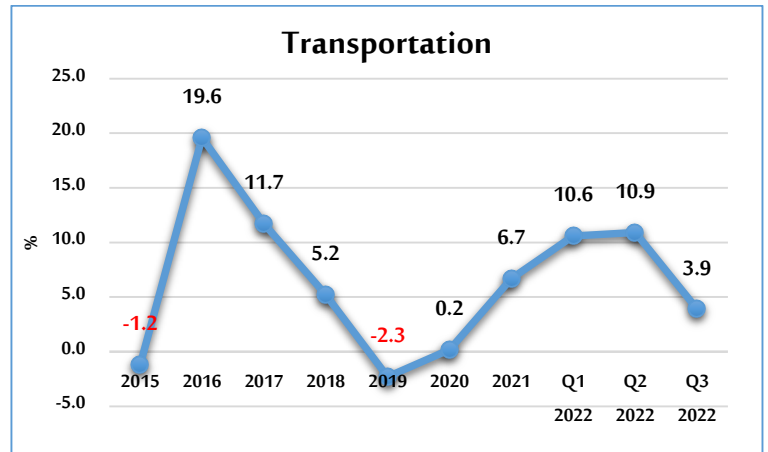
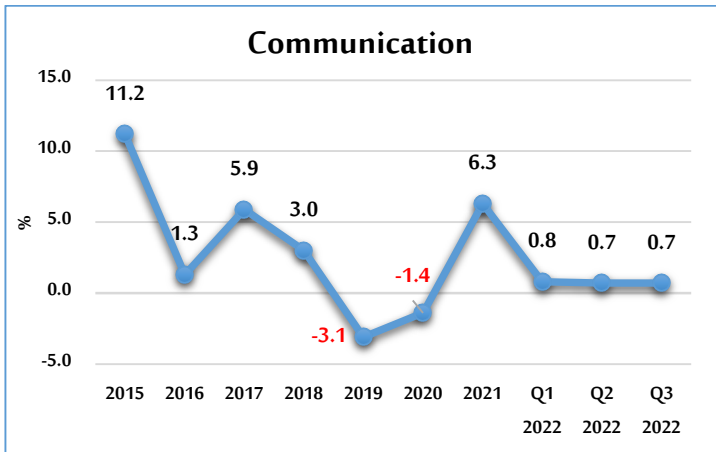




The graphs below show the increase in the inflation rate of the main groups on an annual

basis:







Inflation rate during September 2022

Annual basis:

The general inflation rate increased during the month of September 2022 by 4.3% compared to September 2021, and the inflation rate recorded an increase in all commodity groups, the most prominent of which are as follows:

- An increase in the prices of housing, water, electricity, gas and other fuels by 8.8%.
- An increase in the prices of the clothing and shoes group by 4.3%.
- An increase in the prices of the other goods and services group by 4.3%.
- An increase in the prices of foodstuffs by 3.9%.
- The transportation group prices increased by 3.8%.
- Health group prices increased by 3.5%.
- An increase in the prices of the furniture and home appliances group by 3.5%.

Monthly basis:

The general inflation rate increased during the month of September 2022 by 0.2% compared to the previous month, August 2022, and the most prominent increases were represented in the following groups:

- The telecommunications group prices increased by 0.8%.
- An increase in the prices of the entertainment and culture group by 0.6%.
- An increase in the prices of the other goods and services group by 0.6%.
- An increase in the prices of the restaurants and hotels group by 0.5%.
- The transportation group prices increased by 3.8%.
- Health group prices increased by 3.5%.

While the prices of the clothing and shoes group during September 2022 decreased by 0.2% compared to the previous month, August 2022.



Inflation rate during the months of 2022

(Base Year 2008)

Month	On monthly basis	On an annual basis
Jan-22	0.60%	4.10%
Feb-22	0.90%	4.80%
Mar-22	1.10%	5.70%
Apr-22	0.30%	5.50%
May-22	-0.20%	5.20%
Jun-22	0.10%	5.00%
Jul-22	0.10%	4.26%
Aug-22	0.20%	4.25%
Sep-22	0.20%	4.32%

