

Central Bank of Libya

Commercial Banks' Uses of Foreign Exchange

During 2022



Banking and Monetary Supervision Department



Foreign Exchange Expenditures' Movement Analysis

2022

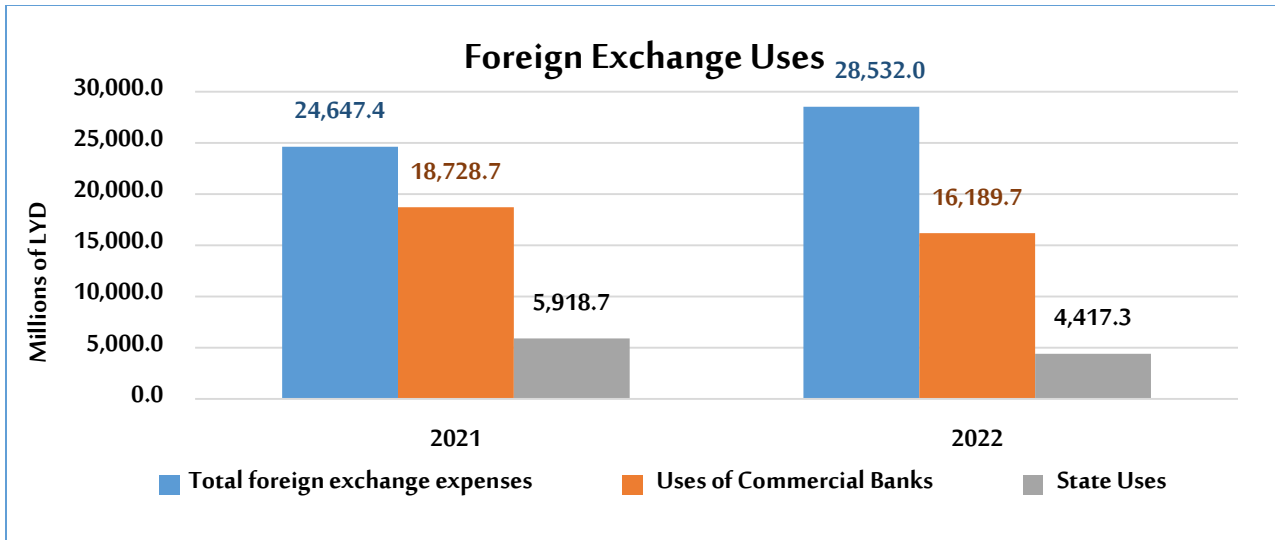
Total foreign exchange expenditures for all purposes during 2022 amounted to about \$28,532.0 million, compared to \$24,647.4 million 2021, an increase of about \$3,884.5 million.

The following table shows aspects of foreign exchange spending for all purposes, including banks' uses of foreign exchange during 2022 compared to 2021:

Use of foreign exchange for all purposes

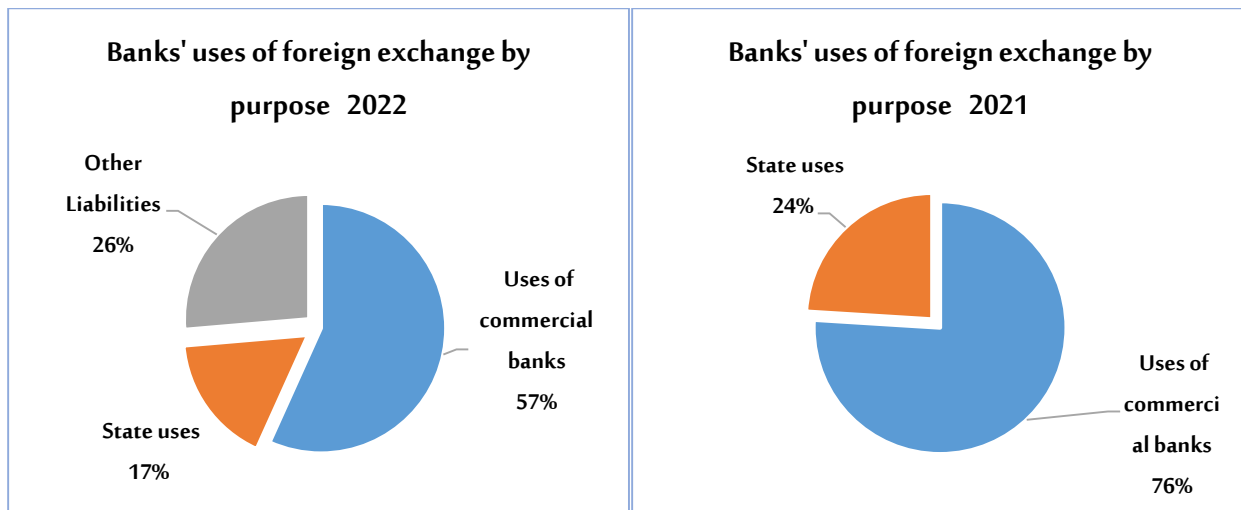
" Million USD "

| Expense | 2021 | 2022 | Change in value | Percentage change |
|----------------------------------------------------------|-----------------|-----------------|-----------------|-------------------|
| First :Uses of Banks | | | | |
| Letters of Credits | 10,674.2 | 9,583.7 | -1,090.5 | -10.2 |
| Transfers | 191.7 | 138.1 | -53.6 | -28.0 |
| Personal uses | 7,862.8 | 6,467.9 | -1,394.9 | -17.7 |
| Total foreign exchange uses of banks | 18,728.7 | 16,189.7 | -2,539.1 | -13.6 |
| Second: State Uses | | | | |
| CBL letters of credits and transfers | 2,936.9 | 2,040.2 | -896.7 | -30.5 |
| National oil corporation | 2,968.8 | 2,365.0 | -603.8 | -20.3 |
| Miscellaneous transfers | 11.9 | 12.0 | 0.1 | 0.8 |
| Cash sales | 1.1 | 0.1 | -1.0 | -91.1 |
| Total foreign exchange uses of the country | 5,918.7 | 4,417.3 | -1,501.4 | -25.4 |
| Existing obligations (documentary credits and transfers) | - | 7,925.0 | - | - |
| Grand Total of Foreign Exchange Use | 24,647.4 | 28,532.0 | 3,884.5 | 15.8 |



Within the framework of the Banking and Monetary Supervision Department's follow-up to the accepted purchase requests for letter of credits and remittances, submitted by commercial banks through the system for following-up requests for coverage, and foreign exchange sales for personal purposes, in accordance with the decision of the Board of Directors of the Central Bank of Libya No. (1) of 2020 regarding amending the exchange rate of the Libyan dinar and Banking and Monetary Supervision Department Circular No.(2020/9) .

Commercial banks' use of foreign exchange during 2022 constituted 56.7% of the total expenses, to record about \$16,189.7 million, compared to \$18,728.7 million during 2021, which is a decrease of about \$2,539.0 million.





The following is a comprehensive analysis of the commercial banks' uses of foreign exchange during 2022, through the system for following up on coverage requests, and foreign exchange sales for personal purposes at the Central Bank of Libya:

First: Amounts of foreign exchange sold to commercial banks according to the banks for all purposes:

The total amounts of foreign exchange sold to commercial banks during 2022 through the following up system for coverage requests, and foreign exchange sales for personal purposes at the Central Bank of Libya amounted to about \$16,189.7 million, compared to \$18,728.7 million during 2021, which is a decrease of about \$2,539.0 million.

The table below shows the amounts of foreign exchange sold to each bank, the data illustrates that Al-Aman Bank for Trade and Investment was the most bank using foreign exchange, with a value of about \$2.70 billion, reaching approximately 16.7% of the total value of the amounts sold to banks during the first eleven months of 2022, followed by the National Commercial Bank with about \$2.03 billion, then, in terms of relative importance, come the Jumhouria Bank, Al Yaqeen, Al Nuran, the Libyan Islamic Bank, United Bank and Al Wahda Bank. The value of their foreign exchange use during the period, respectively, amounted to \$2.02 billion, \$1.76 billion, \$1.29 billion, \$1.18 billion, \$1.09 billion, and \$1.08 billion.



Ranking of banks according to the total amounts sold of foreign exchange

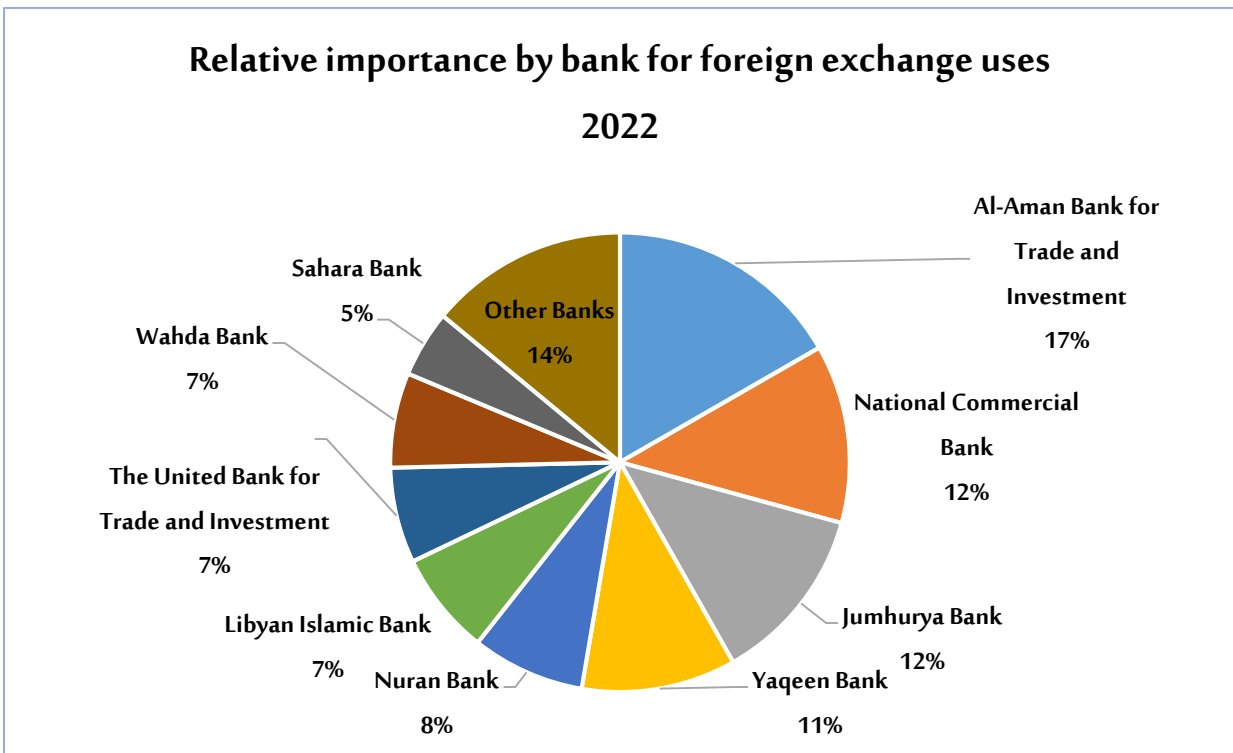
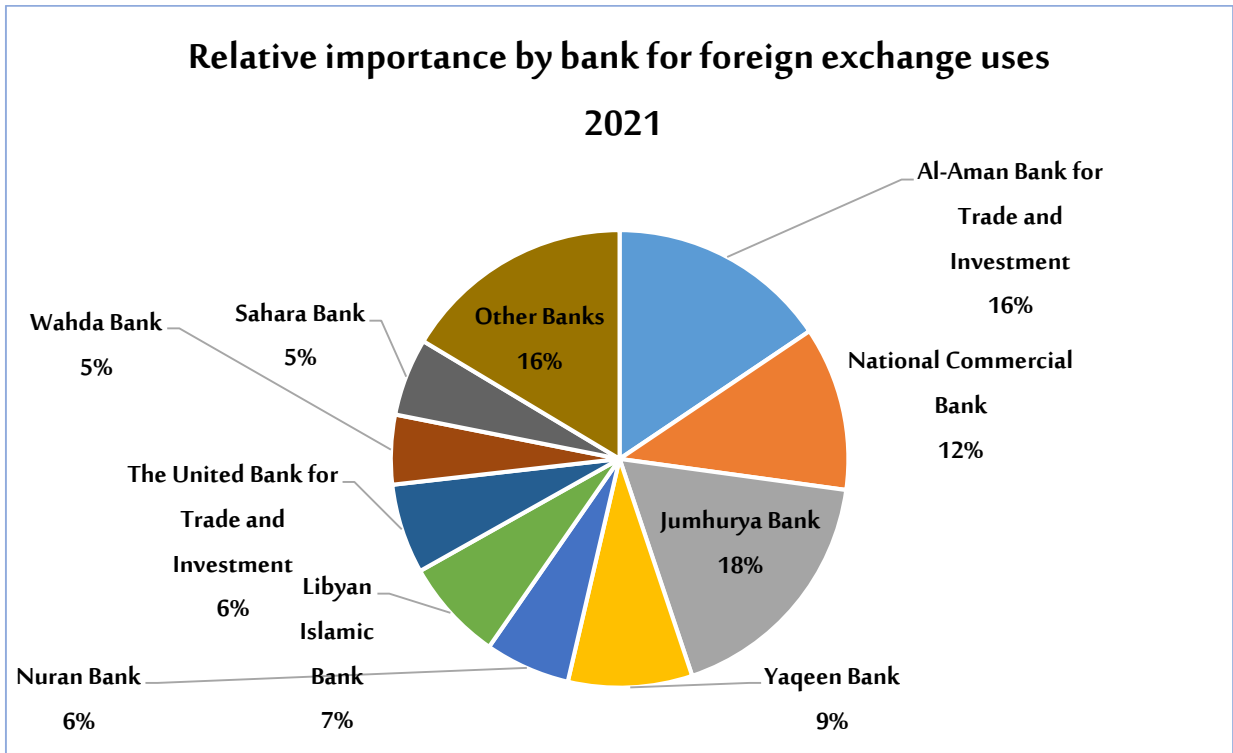
| Bank | 2021 | | | 2022 | | |
|------------------------------------------|-------|--------------------------|--------------|-------|--------------------------|------------------|
| | Order | Value in Millions of USD | Market Share | Order | Value in Millions of USD | Market Share (%) |
| Al-Aman Bank for Trade and Investment | 2.0 | 2916.8 | 15.6 | 1.0 | 2702.7 | 16.7 |
| National Commercial Bank | 3.0 | 2172.5 | 11.6 | 2.0 | 2034.6 | 12.6 |
| Jumhurya Bank | 1.0 | 3312.8 | 17.7 | 3.0 | 2029.3 | 12.5 |
| Yaqeen Bank | 4.0 | 1644.0 | 8.8 | 4.0 | 1759.7 | 10.9 |
| Nuran Bank | 7.0 | 1127.6 | 6.0 | 5.0 | 1287.9 | 8.0 |
| Libyan Islamic Bank | 5.0 | 1346.9 | 7.2 | 6.0 | 1176.4 | 7.3 |
| The United Bank for Trade and Investment | 6.0 | 1188.3 | 6.3 | 7.0 | 1088.4 | 6.7 |
| Wahda Bank | 9.0 | 920.6 | 4.9 | 8.0 | 1081.4 | 6.7 |
| Sahara Bank | 8.0 | 1028.1 | 5.5 | 9.0 | 759.8 | 4.7 |
| First Gulf Bank | 11.0 | 649.0 | 3.5 | 10.0 | 552.3 | 3.4 |
| Al-Saray Bank for Trade and Investment | 13.0 | 309.9 | 1.7 | 11.0 | 387.2 | 2.4 |
| North African Bank | 10.0 | 860.9 | 4.6 | 12.0 | 367.0 | 2.3 |
| Libyan Foreign Bank | 19.0 | 37.4 | 0.2 | 13.0 | 274.4 | 1.7 |
| Alwafa Bank | 16.0 | 153.1 | 0.8 | 14.0 | 233.2 | 1.4 |
| Waha Bank | 14.0 | 309.6 | 1.7 | 15.0 | 153.4 | 0.9 |
| Andalus Bank | 17.0 | 79.6 | 0.4 | 16.0 | 123.3 | 0.8 |
| Tadhanom Bank | 18.0 | 39.9 | 0.2 | 17.0 | 116.7 | 0.7 |
| Mediterranean Bank | 15.0 | 218.7 | 1.2 | 18.0 | 55.2 | 0.3 |
| Commerce and Development Bank | 12.0 | 413.0 | 2.2 | 19.0 | 6.9 | 0.0 |
| Alejmaa Alarabee Bank | 20.0 | 0.0 | 0.0 | 20.0 | 0.0 | 0.0 |
| Total | | 18,728.7 | 100.0 | | 16,189.7 | 100.0 |



Amounts sold to commercial banks in foreign exchange
(according to the purpose)

" Millions of LYD "

| No. | Bank | Letters of Credits | | Transfers | | Personal purposes | |
|-----|------------------------------------------|--------------------|----------------|--------------|--------------|-------------------|----------------|
| | | 2021 | 2022 | 2021 | 2022 | 2021 | 2022 |
| -1 | Al-Aman Bank for Trade and Investment | 324.5 | 516.5 | 0.0 | 0.0 | 2592.4 | 2186.2 |
| -2 | National Commercial Bank | 494.6 | 741.7 | 3.2 | 9.1 | 1674.7 | 1283.8 |
| -3 | Jumhurya Bank | 2115.4 | 1238.5 | 53.6 | 9.5 | 1143.9 | 781.4 |
| -4 | Yaqeen Bank | 1601.0 | 1218.9 | 11.5 | 4.1 | 31.5 | 536.7 |
| -5 | Nuran Bank | 1060.1 | 1140.1 | 25.0 | 10.2 | 42.5 | 137.7 |
| -6 | Libyan Islamic Bank | 1315.4 | 983.3 | 14.0 | 32.4 | 17.5 | 160.6 |
| -7 | The United Bank for Trade and Investment | 543.4 | 471.7 | 2.2 | 4.9 | 642.7 | 611.8 |
| -8 | Wahda Bank | 480.4 | 830.7 | 0.6 | 3.7 | 439.7 | 247.0 |
| -9 | Sahara Bank | 656.3 | 322.0 | 7.1 | 9.1 | 364.7 | 428.8 |
| -10 | First Gulf Bank | 623.4 | 538.4 | 25.6 | 13.8 | 0.0 | 0.0 |
| -11 | Al-Saray Bank for Trade and Investment | 292.9 | 382.6 | 0.0 | 0.0 | 17.0 | 4.6 |
| -12 | North African Bank | 489.5 | 319.8 | 27.0 | 29.0 | 344.4 | 18.2 |
| -13 | Libyan Foreign Bank | 15.2 | 263.2 | 21.2 | 10.6 | 1.0 | 0.6 |
| -14 | Alwafa Bank | 141.7 | 231.5 | 0.0 | 0.0 | 11.4 | 1.7 |
| -15 | Waha Bank | 210.7 | 98.3 | 0.2 | 0.7 | 98.7 | 54.3 |
| -16 | Andalus Bank | 79.1 | 122.4 | 0.4 | 1.0 | 0.0 | 0.0 |
| -17 | Tadhanom Bank | 38.3 | 116.7 | 0.0 | 0.0 | 1.6 | 0.0 |
| -18 | Mediterranean Bank | 192.5 | 47.5 | 0.0 | 0.0 | 26.1 | 7.8 |
| -19 | Commerce and Development Bank | 0.0 | 0.0 | 0.0 | 0.0 | 413.0 | 6.9 |
| -20 | Alejmaa Alarabee Bank | 0.0 | 0.0 | 0.0 | 0.0 | 0.0 | 0.0 |
| | Grand Total | 10,674.2 | 9,583.7 | 191.7 | 138.1 | 7,862.7 | 6,467.9 |



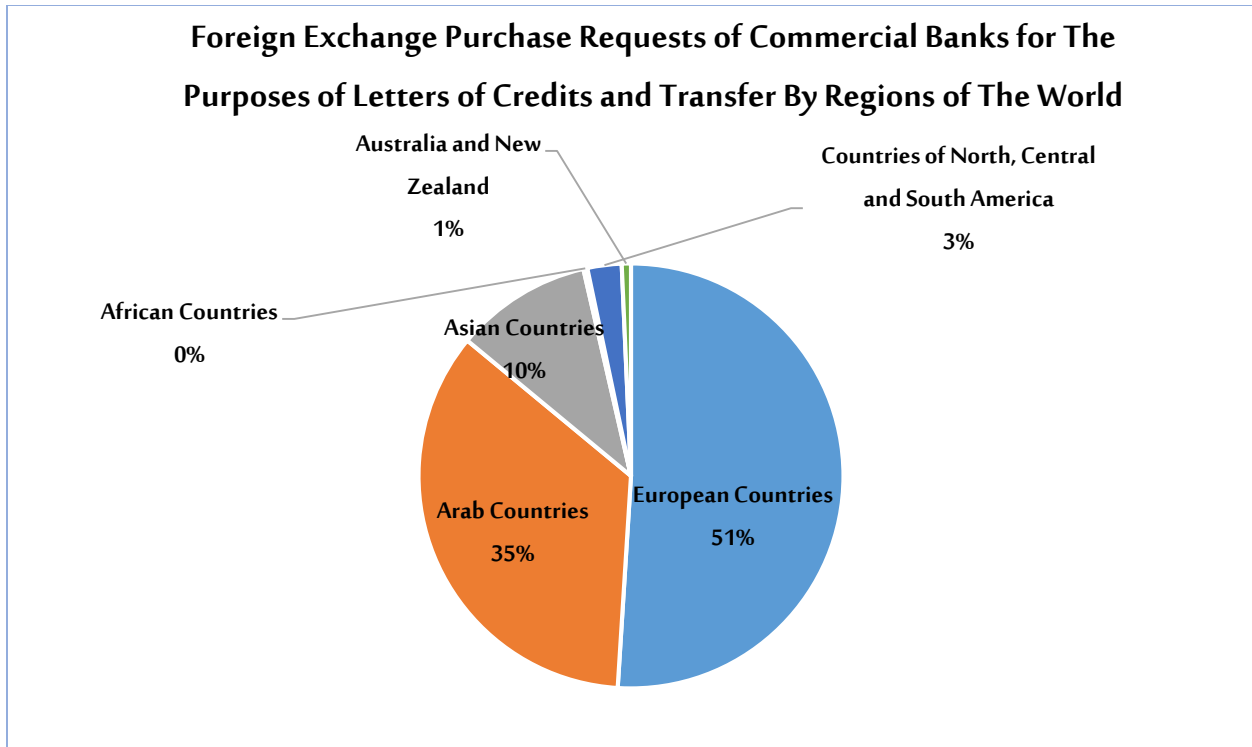


Geographical Distribution of Coverage Requests:

European countries are the most regions to which commercial banks transferred foreign exchange to cover letters of credit, or other transfer, as their relative importance during the period amounted to about 51.0% of the total foreign exchange requests, that is due to geographical proximity, which plays a major role in increasing the volume of trade exchanges between Libya and the European countries. Then, the Arab countries were in the second place with a relative importance of 35.0% of the total requests, while the Asian countries, the countries of North, Central and South America accounted for 10.4%, and 2.6% of the total requests respectively. However, the data indicate weak trade exchanges between Libya, African countries, Australia, and New Zealand, accounted for 0.3%, and 0.7% respectively.

Foreign Exchange Purchase Requests of Commercial Banks for The Purposes of Letters of Credits and Transfer by Regions of The World 2022

| Groups of Countries | Amount in Millions of USD | Relative importance % |
|-----------------------------------------------|---------------------------|-----------------------|
| European Countries | 4,235.40 | 51.0 |
| Arab Countries | 2,911.60 | 35.0 |
| Asian Countries | 865.1 | 10.4 |
| African Countries | 21.7 | 0.3 |
| Countries of North, Central and South America | 213.5 | 2.6 |
| Australia and New Zealand | 59.9 | 0.7 |
| Total | 8,307.2 | 100% |



Banks’ requests to purchase foreign exchange (according to the countries of origin):

The table below shows the values of banks’ requests to purchase foreign exchange by country of origin during 2022, it is clear that goods and services imported from United Arab Emiratis ranked first, constituting 20.2% of the total. Goods and services imported from Turkey ranked second, accounting for 13.2% of the total, and Switzerland and Tunisia accounted for 10.2% and 8.5%, respectively.

It should be noted that 52.1% of the total requests of banks to cover foreign exchange were for goods and services of country origin (United Arab Emiratis, Turkey, Switzerland, and Tunisia).



The value of banks' requests to buy foreign exchange
(According to the countries of origin)

2022

" Million USD "

| No. | Country of Origin | Value | Relative importance |
|-----|----------------------|----------|---------------------|
| -1 | United Arab Emiratis | 1,676.60 | 20.2 |
| -2 | Turkey | 1,097.30 | 13.2 |
| -3 | Switzerland | 848.6 | 10.2 |
| -4 | Tunisia | 708.6 | 8.5 |
| -5 | United Kingdom | 432.4 | 5.2 |
| -6 | Italy | 398.8 | 4.8 |
| -7 | China | 300.3 | 3.6 |
| -8 | Austria | 295.5 | 3.6 |
| -9 | Spain | 276.4 | 3.3 |
| -10 | Germany | 168.4 | 2 |
| -11 | Egypt | 166.6 | 2 |
| -12 | South Korea | 155.2 | 1.9 |
| -13 | United States | 152.6 | 1.8 |
| -14 | Oman | 143.5 | 1.7 |
| -15 | Netherlands | 142 | 1.7 |
| -16 | Thailand | 134.2 | 1.6 |
| -17 | France | 132.8 | 1.6 |
| -18 | Japan | 112.4 | 1.4 |
| -19 | Malta | 77 | 0.9 |
| -20 | Bahrain | 73.5 | 0.9 |
| -21 | Estonia | 71.9 | 0.9 |
| -22 | Hong Kong S.A.R. | 66 | 0.8 |
| -23 | New Zealand | 57.9 | 0.7 |



| | | | |
|------------------------|--------------|----------------|--------------|
| -24 | Canada | 50.7 | 0.6 |
| -25 | Cyprus | 50.6 | 0.6 |
| -26 | Belgium | 48.9 | 0.6 |
| -27 | Singapore | 45.8 | 0.6 |
| -28 | Morocco | 40.1 | 0.5 |
| -29 | Sweden | 35.7 | 0.4 |
| -30 | Saudi Arabia | 34.9 | 0.4 |
| Total | | 7,995.0 | 96.2 |
| Other Countries | | 312.2 | 3.8 |
| Grand Total | | 8,307.2 | 100.0 |

Banks' requests to purchase foreign exchange (according to the countries of origin of goods or services):

The table below shows values of the banks' requests to purchase foreign exchange by country of origin of goods or services during the year 2022, it is clear that incoming goods and services of Turkish origin ranked first, accounting for 15.1% of the total. Imports of goods or services of European origin ranked the second, and accounted for 14.3% of the total, and goods or services of Chinese origin accounted for 9.4%, and those of Tunisian origin accounted for 8.8%. It should be noted that 47.5% of the total banks' requests to cover foreign exchange were for goods or services originating in countries (Turkey, Europe, China and Tunisia).



The value of banks' requests to purchase foreign exchange
(According to the origin of goods or services)

2022

| No. | Country of origin of goods or services | Amount | Relative Importance % |
|-----|----------------------------------------|----------|-----------------------|
| -1 | Turkey | 1,250.40 | 15.1 |
| -2 | Europe | 1,184.30 | 14.3 |
| -3 | China | 783.6 | 9.4 |
| -4 | Tunisia | 730.1 | 8.8 |
| -5 | Russian Federation | 401.8 | 4.8 |
| -6 | Brazil | 360.4 | 4.3 |
| -7 | Egypt | 342.6 | 4.1 |
| -8 | Italy | 306.5 | 3.7 |
| -9 | Oman | 244.3 | 2.9 |
| -10 | India | 240.3 | 2.9 |
| -11 | Thailand | 212.8 | 2.6 |
| -12 | United Aran Emiratis | 193.2 | 2.3 |
| -13 | Ukraine | 181.7 | 2.2 |
| -14 | Germany | 152.4 | 1.8 |
| -15 | Spain | 127.5 | 1.5 |
| -16 | Argentina | 126.7 | 1.5 |
| -17 | South Korea | 123.8 | 1.5 |
| -18 | Netherlands | 99.2 | 1.2 |
| -19 | United States | 97.1 | 1.2 |
| -20 | New Zealand | 68.3 | 0.8 |
| -21 | Ecuador | 67.8 | 0.8 |
| -22 | United Kingdom | 65.5 | 0.8 |



| | | | |
|------------------------|--------------|----------------|--------------|
| -23 | Ireland | 62.9 | 0.8 |
| -24 | Saudi Arabia | 61.8 | 0.7 |
| -25 | France | 61.6 | 0.7 |
| -26 | Bahrain | 56 | 0.7 |
| -27 | Japan | 55.1 | 0.7 |
| -28 | Indonesia | 50.1 | 0.6 |
| -29 | Poland | 48.5 | 0.6 |
| -30 | Canada | 47.7 | 0.6 |
| Total | | 7,804.0 | 93.9 |
| Other countries | | 503.2 | 6.1 |
| Grand Total | | 8,307.2 | 100.0 |

Commercial banks' requests to purchase foreign exchange by sectors:

First: Private Sector:

Commercial banks' requests to purchase foreign exchange by the private sector for production and operating requirements ranked first out of the total purchase requests during the period, accounting for 7.6% of the total foreign exchange purchase requests, while requests to cover the import of raw materials ranked second in terms of relative importance, constituting 6.6 %, while requests to cover the import of cooking oil and cars accounted for 4.1% and 3.9%, respectively.

**Purchase requests according to the top fifty commodities – Private Sector:****2022**

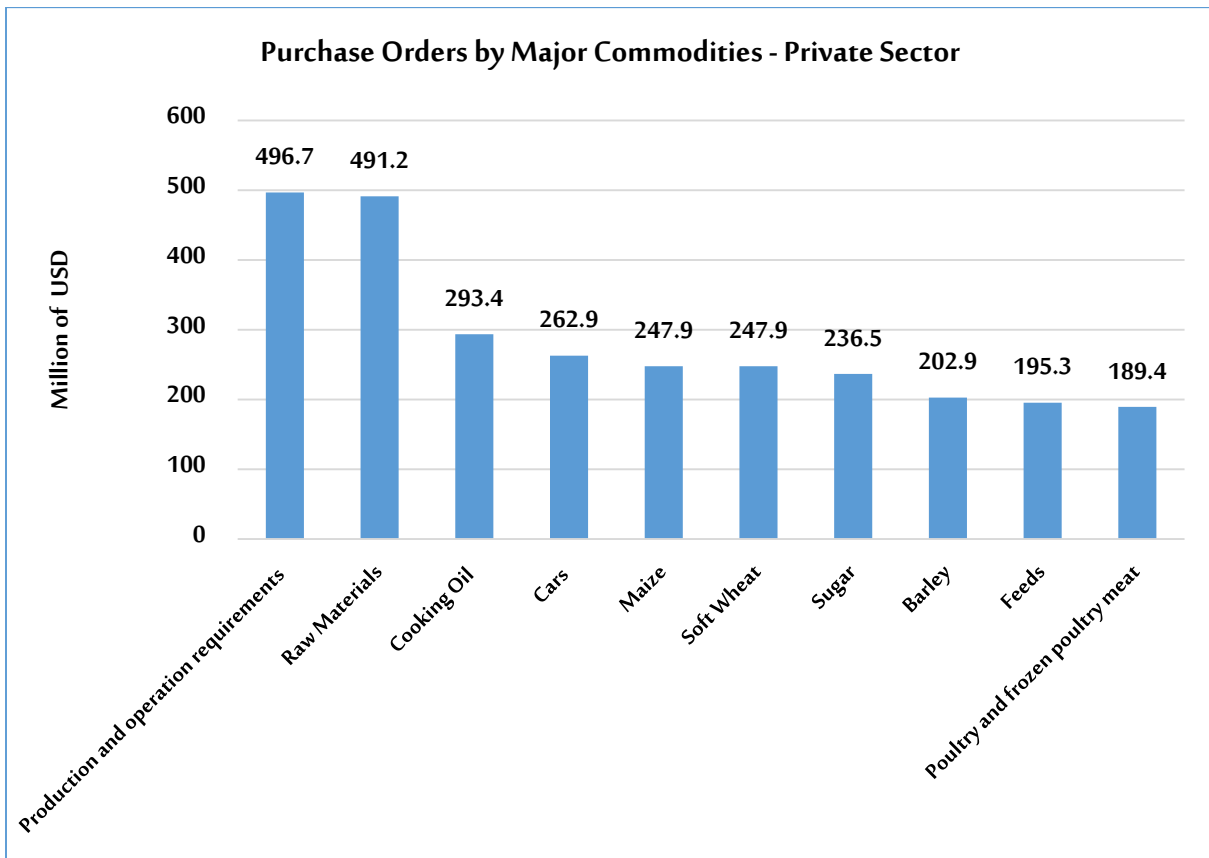
| No. | Classification of goods | Amount in Millions of USD | Relative importance |
|-----|---------------------------------------|---------------------------|---------------------|
| -1 | Production and operation requirements | 561.1 | 7.6 |
| -2 | Raw Materials | 488.7 | 6.6 |
| -3 | Cooking Oil | 305.8 | 4.1 |
| -4 | Cars | 289.4 | 3.9 |
| -5 | Soft Wheat | 272.3 | 3.7 |
| -6 | Maize | 268.6 | 3.6 |
| -7 | Sugar | 238.7 | 3.2 |
| -8 | Poultry and frozen poultry meat | 213.5 | 2.9 |
| -9 | Barley | 210.4 | 2.9 |
| -10 | Feeds | 204.8 | 2.8 |
| -11 | Tuna | 192.3 | 2.6 |
| -12 | Building Materials | 179.6 | 2.4 |
| -13 | Medical Equipment | 162.1 | 2.2 |
| -14 | Operating and Production Supplies | 159.3 | 2.2 |
| -15 | Soy | 157.3 | 2.1 |
| -16 | Rice | 127.6 | 1.7 |
| -17 | Medical Supplies | 110.0 | 1.5 |
| -18 | Mobile phones and their pursuit | 108.4 | 1.5 |
| -19 | Tomato Paste | 106.0 | 1.4 |
| -20 | Milk powder | 96.2 | 1.3 |
| -21 | Frozen meat | 89.4 | 1.2 |
| -22 | Medicine | 89.3 | 1.2 |



| | | | |
|-----|-----------------------------------------------|------|-----|
| -23 | Other Furniture | 88.5 | 1.2 |
| -24 | Durum wheat | 88.0 | 1.2 |
| -25 | Biscuits, chocolate and sweet | 86.7 | 1.2 |
| -26 | Diapers | 84.8 | 1.2 |
| -27 | Cleaning materials | 82.4 | 1.1 |
| -28 | Electronic Equipment | 78.5 | 1.1 |
| -29 | Tries | 72.9 | 1.0 |
| -30 | Baby Milk | 68.5 | 0.9 |
| -31 | Carton | 66.7 | 0.9 |
| -32 | Processed cheese | 65.1 | 0.9 |
| -33 | Iron | 64.6 | 0.9 |
| -34 | Various electrical and household appliances | 60.0 | 0.8 |
| -35 | Hasty | 56.3 | 0.8 |
| -35 | Concentrated Milk | 54.8 | 0.7 |
| -37 | Suburbs | 52.7 | 0.7 |
| -38 | Packaging Paper | 51.3 | 0.7 |
| -39 | Cargo shipping expenses | 49.7 | 0.7 |
| -40 | Other Machines | 47.5 | 0.6 |
| -41 | Cigarettes and tobacco of all kinds | 46.8 | 0.6 |
| -42 | Drinks and juices | 46.2 | 0.6 |
| -43 | Tea | 38.4 | 0.5 |
| -44 | Refrigeration and Air Conditioning Appliances | 38.1 | 0.5 |
| -45 | Fertilizers | 37.9 | 0.5 |
| -46 | Tires of all kinds | 36.9 | 0.5 |
| -47 | Agricultural Production Requirements | 36.8 | 0.5 |



| | | | |
|-----|------------------------------------------------------|----------|------|
| -48 | Raw materials for aluminum and PVC industry supplies | 36.7 | 0.5 |
| -49 | Raw materials for the dairy industry | 34.9 | 0.5 |
| -50 | Sanitary materials | 33.0 | 0.4 |
| - | Others | 1,136.90 | 15.4 |





Purchase orders according to the fifty most important companies –
Private sector - 2022

| No. | Company | Value in Million USD |
|-----|--------------------------------------------------------------------------------------------------|-------------------------|
| 1 | Al Naseem Food Industries Company | 148.8 |
| 2 | Afriqya Beverage Packaging Company | 131.5 |
| 3 | Al Mazraa Adawleyah Company for Importing Food | 127.9 |
| 4 | Toyota Libya Automobile & Spare Parts Trading and Import & Export | 111.0 |
| 5 | Almotahed Group for Mills and Feeds | 109.9 |
| 6 | Alsharq Alebeya Company for Mills, Feed and Rice Rackets LLC | 108.3 |
| 7 | Al Maamoura Food Import and Distribution Company | 97.3 |
| 8 | Aljaed for importing Food | 83.1 |
| 9 | Nebras Alkhair Company for Feed Industry and Grain Grinding | 80.3 |
| 10 | Wadi Alkouf Company for Mills, Feed and Rice Rackets | 77.7 |
| 11 | Tareeq Alkarra Company for Importing Foodstuffs | 74.3 |
| 12 | Droub Libya Company for Importing Transportation means and Accessories | 73.9 |
| 13 | Gethaa Aneel Company for Importing Food, Vegetables, Fresh Fruits, Livestock and Meat | 57.5 |
| 14 | Ajyal Alataa Company for Importing Food | 51.4 |
| 15 | Al Jadeid Company for Importing Food | 49.8 |
| 16 | Al Sadd Alhadeeth Company for Feed Industry | 48.3 |
| 17 | Almaamora Alola for importing food | 48.2 |
| 18 | Alwadi for Mills and Feeds | 47.4 |
| 19 | Almamorah Alkobyah company for food, meat, and Livestock | 45.6 |
| 20 | Almahsool Alakthar Company for Agricultural and Animal Investment | 43.7 |
| 21 | Jawharet Aleamar Company for manufacturing mills and feed | 42.9 |
| 22 | Almahsool Alakthar Company for Rice Mills, Food Industries and Flour Milling and its Derivatives | 42.5 |
| 23 | Alasala Adahabya Company for Mills, Feed Industry and Rice Rackets | 40.6 |



| | | |
|----|-----------------------------------------------------------------------------------------------------------------------|------|
| 24 | Alwaha company for food, meat, and livestock | 40.4 |
| 25 | Al-Nour Al-Tayeb Company for Food Industries | 40.0 |
| 26 | Jeser Alkaleej Company for Importing Livestock and Meat | 36.0 |
| 27 | Al-Shehab Company for Importing Foodstuffs | 35.5 |
| 28 | Al Waha International Company for Grain Milling and Feed Industry | 35.5 |
| 29 | Bohairat Alshamaal Tobacco Import Company | 33.6 |
| 30 | Wesal Libya Company for Mills and Feed | 33.2 |
| 31 | Alsawahel Adahabya Company for Importing Foodstuffs | 32.9 |
| 32 | Libyan Wings Aviation J.S.C. | 32.9 |
| 33 | Al Sanabel Al Amerah Company for Food Industries, Mills and Rice Mills | 32.9 |
| 34 | Al Reem International Company for Importing Foodstuffs | 32.1 |
| 35 | Assahel Company for Importing Livestock and Meat | 31.4 |
| 36 | Jadeed Alomah Company for Importing Medical Equipment | 31.3 |
| 37 | Bustan Libya Company for Importing Foodstuffs | 31.2 |
| 38 | Almadak Ateeb Company for Importing Foodstuffs | 31.1 |
| 39 | Labika Food Industries | 30.5 |
| 40 | Alwesam Adahabe Company for the manufacture of flour, mills, feed and rice mills | 30.4 |
| 41 | Lamsat Alhayaa Company for importing medical equipment, medicines, medical preparations and mother and child supplies | 29.0 |
| 42 | Almarai Alkesba Company for Mills, Feed and Rice Mills | 28.8 |
| 43 | Almorjan Adahabee Company for Importing Electrical Materials | 27.9 |
| 44 | Ataleea Feed Industry Ltd. | 27.5 |
| 45 | Atahadi alkaled Company for Food Industries | 27.2 |
| 46 | Alresha Adahabya company for importing foodstuffs | 26.8 |
| 47 | Al-Sanad Al-Matin Company for the import of raw materials | 26.6 |
| 48 | Hadrian Food Import Co. Ltd | 26.0 |
| 49 | Adwaa Alqarabole Company for Flour Mills | 25.8 |
| 50 | Al Shorouq Aleebee Company for Mills and Feed | 25.4 |



Second: Public Sector

The foreign exchange purchase requests of commercial banks for the public sector for the requirements for operating the iron and steel plant ranked first among the total purchase requests during the period, as it constituted 29.0% of the total foreign exchange purchase requests, while the requests to cover the import of requirements to produce basic commodities came in the second place in terms of relative importance. constituting 11.8%, while requests for commodity production requirements ranked the third and accounted for 11.0% of the total. However, the machinery and equipment requests accounted for 10.9% of the total requests.

Purchase requisitions by goods and services - public sector - 2022

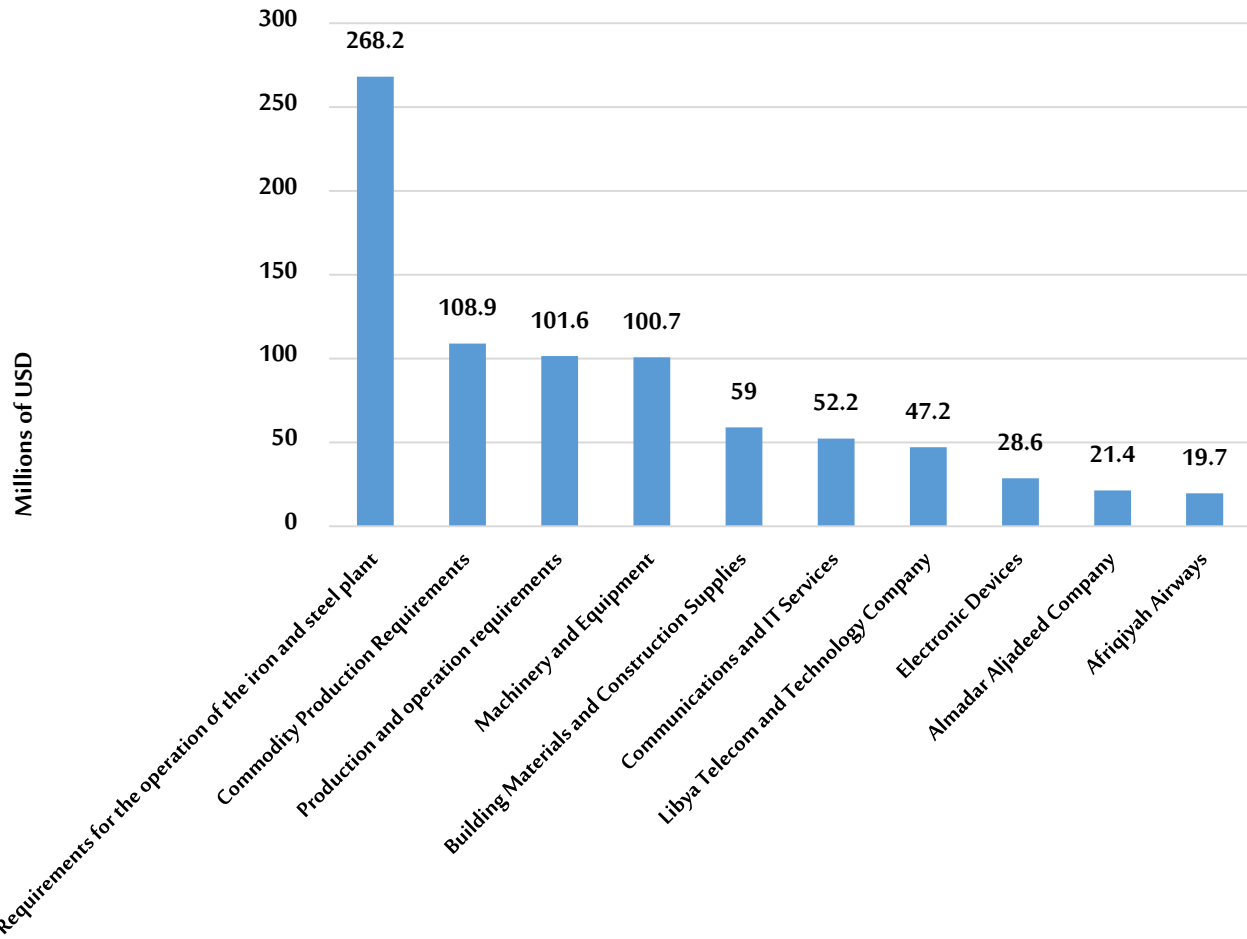
| No. | Classification of goods | Amount in Millions of USD | Relative importance |
|-----|------------------------------------------------------------|---------------------------|---------------------|
| -1 | Requirements for the operation of the iron and steel plant | 268.2 | 29.0 |
| -2 | Commodity Production Requirements | 108.9 | 11.8 |
| -3 | Production and operation requirements | 101.6 | 11.0 |
| -4 | Machinery and Equipment | 100.7 | 10.9 |
| -5 | Building Materials and Construction Supplies | 59.0 | 6.4 |
| -6 | Communications and IT Services | 52.2 | 5.6 |
| -7 | Libya Telecom and Technology Company | 47.2 | 5.1 |
| -8 | Electronic Devices | 28.6 | 3.1 |
| -9 | Almadar Aljadeed Company | 21.4 | 2.3 |
| -10 | Afriqiyah Airways | 19.7 | 2.1 |
| -11 | Feeds | 18.7 | 2.0 |
| -12 | Social Security Fund | 17.1 | 1.9 |
| -13 | General Electricity Company Supplies | 16.4 | 1.8 |



| | | | |
|-----|------------------------------------------------------|-----|--------|
| -14 | Tunisair | 8.7 | 0.9 |
| -15 | Airports Authority | 8.6 | 0.9 |
| -16 | Housing and Utilities Projects Authority | 7.9 | 0.9 |
| -17 | Libyan Airlines Requests | 6.7 | 0.7 |
| -18 | Airline Transfers | 6.5 | 0.7 |
| -19 | Insurance Company Transfers | 5.5 | 0.6 |
| -20 | Operating needs of Muamalat | 3.5 | 0.4 |
| -21 | Transportation, tires, tables and cancellation parts | 3.4 | 0.4 |
| -22 | State Company for Importing Security Goods | 2.8 | 0.3 |
| -23 | Housing Projects Authority Requests | 2.7 | 0.3 |
| -24 | Medicines | 1.6 | 0.2 |
| -25 | Training Course Transfers | 1.2 | 0.1 |
| -26 | Veterinary Medicines | 1.1 | 0.1 |
| -27 | General Authority of Al-Awqaf | 1.1 | 0.1 |
| -28 | Household and Electrical | 1.0 | 0.1 |
| -29 | Libyan Ports Company | 0.8 | 0.1 |
| -30 | National Cement Company | 0.7 | 0.1 |
| -31 | Insurance Companies Requests | 0.6 | 0.1 |
| -32 | Goods for public services | 0.6 | 0.1 |
| -33 | Libyana Mobile Phone Company Requirements | 0.4 | 0.0 |
| -34 | General Services Company | 0.3 | 0.0 |
| -35 | Agricultural | 0.2 | 0.0 |
| -36 | Miscellaneous Food Commodities | 0.1 | 0.01 |
| -37 | Al Qafila Insurance Company | 0.1 | 0.01 |
| -38 | Port Operating Requirements | 0.0 | 0.003 |
| -39 | Clothing and Shoes | 0.0 | 0.003 |
| -40 | GS1 Subscription Fees | 0.0 | 0.001 |
| -41 | Transfers for Study Purposes | 0.0 | 0.0003 |



Purchase orders by major commodities - Public Sector



**Purchase requests by entities - Public Sector****2022**

| No. | Company | Amount Million USD |
|-----|---------------------------------------------------------|-----------------------|
| 1 | Libyan Iron and Steel Company | 408.9 |
| 2 | Social Security Fund | 101.7 |
| 3 | Libya Telecom and Technology J.S.C. | 59.5 |
| 4 | Administrative Centers Development Authority | 55.5 |
| 5 | Almadar Aljadded Company | 42.6 |
| 6 | National Mills and Feed J.S.C. | 41.1 |
| 7 | Arab Union Contracting Company J.S.C. | 34.7 |
| 8 | Afriqiyah Airways Company | 26.3 |
| 9 | General Electricity J.S.C. | 16.2 |
| 10 | Libyan International Telecommunications Company | 15.3 |
| 11 | Libyana Mobile Phone Company | 14.7 |
| 12 | Misurata Free Zone | 13.6 |
| 13 | Housing and Utilities Projects Implementation Authority | 10.6 |
| 14 | National Cement Company | 10.5 |
| 15 | Airports Authority | 9.7 |
| 16 | Libya Telephone Company | 9 |
| 17 | Tunisair Branch | 8.7 |
| 18 | Libya Telecom and Technology Company | 8.4 |
| 19 | Libyan Airlines Company | 7 |
| 20 | Libya Insurance Company | 4.5 |
| 21 | General Company for General Cleaning Services Tripoli | 4.3 |
| 22 | Alinma Electric Investment Company | 3.8 |
| 23 | Muamalat Financial Services Company | 3.5 |



| | | |
|----|------------------------------------------------------------------------------|-------|
| 24 | State Company for Importing Security Goods J.S.C. | 2.9 |
| 25 | Al Ahlia Cement Company J.S.C. | 1.7 |
| 26 | Libyan Ports Company | 1.6 |
| 27 | Libyan Authority for Scientific Research | 1.6 |
| 28 | Libyan Federation of Insurance Companies | 1.5 |
| 29 | National Company for Veterinary Medicines and Agricultural Pesticides J.S.C. | 1.1 |
| 30 | General Authority for Al-Awqaf and Islamic Affairs | 1.1 |
| 31 | Systems Company for Electrical Construction J.S.C. | 0.9 |
| 32 | National Center of Meteorology | 0.8 |
| 33 | Al Qafila Insurance Company | 0.7 |
| 34 | Libya Post Company | 0.5 |
| 35 | University Hospital Tripoli | 0.5 |
| 36 | Arab Company for Storage and Agricultural Investment | 0.4 |
| 37 | Poultry and Cows Complex - Ghout Al Sultan | 0.2 |
| 38 | Truck and Bus Company | 0.2 |
| 39 | Libyan Company for Post, Telecommunications and Information Technology | 0.1 |
| 40 | Libyan Academy for Communication and Informatics | 0.04 |
| 41 | Libyan Capital Market J.S.C | 0.03 |
| 42 | Libyan Numbering Association | 0.01 |
| 43 | Al Namaa Allebyah Insurance Company J.C.S | 0.004 |



Appendices

Accepted coverage requests for the private sector: During 2022

- List of all beneficiary companies and factories
- Purchase Orders by Goods or Services
- Purchase orders by country of origin

Applications for Coverage Accepted for the Public Sector:

During 2022

- List of all beneficiaries
- Purchase Orders by Goods or Services
- Purchase orders by country of origin

Acceptable coverage requests for the banking sector: During 2022

- List of beneficiary banks
- Purchase orders by goods or services
- Purchase orders by country of origin

Accepted Coverage Requests – Miscellaneous: During 2022

- List of all beneficiaries
- Purchase Orders by Goods or Services
- Purchase orders by country of origin

Accepted Coverage Requests
List of all companies and factories - Private Sector
2022

"Descending order"

| No | Company or Factory | Value in USD |
|----|--------------------------------------------------------------------------------------------------|--------------|
| 1 | Al Naseem Food Industries Company | 148,832,915 |
| 2 | Afriqya Beverage Packaging Company | 131,473,316 |
| 3 | Al Mazraa Adawleyah Company for Importing Food | 127,942,550 |
| 4 | Toyota Libya Automobile & Spare Parts Trading and Import & Export | 110,969,313 |
| 5 | Almotahed Group For Mills and Feeds | 109,926,524 |
| 6 | Alsharq Alebeya Company for Mills, Feed and Rice Rackets LLC | 108,340,725 |
| 7 | Al Maamoura Food Import and Distribution Company | 97,272,387 |
| 8 | Aljaed for importing Food | 83,059,027 |
| 9 | Nebras Alkhair Company for Feed Industry and Grain Grinding | 80,262,273 |
| 10 | Wadi Alkouf Company for Mills, Feed and Rice Rackets | 77,695,783 |
| 11 | Tareeq Alkarra Company for Importing Foodstuffs | 74,299,912 |
| 12 | Droub Libya Company for Importing Transportation means and Accessories | 73,898,931 |
| 13 | Gethaa Aneel Company for Importing Food, Vegetables, Fresh Fruits, Livestock | 57,537,582 |
| 14 | Ajyal Alataa Company for Importing Food | 51,382,400 |
| 15 | Al Jadeid Company for Importing Food | 49,812,769 |
| 16 | Al Sadd Alhadeeth Company for Feed Industry | 48,312,659 |
| 17 | Almaamora Alola for importing food | 48,153,833 |
| 18 | Alwadi for Mills and Feeds | 47,434,018 |
| 19 | Almamorah Alkobyah company for food, meat, and Livestock | 45,553,539 |
| 20 | Almahsool Alakthar Company for Agricultural and Animal Investment | 43,653,670 |
| 21 | Jawharet Aleamar Company for manufacturing mills and feed | 42,903,003 |
| 22 | Almahsool Alakthar Company for Rice Mills, Food Industries and Flour Milling and its Derivatives | 42,489,790 |
| 23 | Alasala Adahabya Company for Mills, Feed Industry and Rice Rackets | 40,604,308 |
| 24 | Alwaha company for food, meat, and livestock | 40,363,022 |

| | | |
|----|-----------------------------------------------------------------------------------------------------------------------|------------|
| 25 | Al-Nour Al-Tayeb Company for Food Industries | 40,023,000 |
| 26 | Jeser Alkaleej Company for Importing Livestock and Meat | 35,963,036 |
| 27 | Al-Shehab Company for Importing Foodstuffs | 35,470,355 |
| 28 | Al Waha International Company for Grain Milling and Feed Industry | 35,450,891 |
| 29 | Bohairat Alshamaal Tobacco Import Company | 33,612,680 |
| 30 | Wesal Libya Company for Mills and Feed | 33,160,959 |
| 31 | Alsawahel Adahabya Company for Importing Foodstuffs | 32,943,393 |
| 32 | Libyan Wings Aviation J.S.C. | 32,896,458 |
| 33 | Al Sanabel Al Amerah Company for Food Industries, Mills and Rice Mills | 32,852,312 |
| 34 | Al Reem International Company for Importing Foodstuffs | 32,102,543 |
| 35 | Assahel Company for Importing Livestock and Meat | 31,421,929 |
| 36 | Jadeed Alomah Company for Importing Medical Equipment | 31,332,825 |
| 37 | Bustan Libya Company for Importing Foodstuffs | 31,172,891 |
| 38 | Almadak Ateeb Company for Importing Foodstuffs | 31,086,265 |
| 39 | Labika Food Industries | 30,530,325 |
| 40 | Alwesam Adahabe Company for the manufacture of flour, mills, feed and rice mills | 30,361,800 |
| 41 | Lamsat Alhayaa Company for importing medical equipment, medicines, medical preparations and mother and child supplies | 29,033,733 |
| 42 | Almarai Alkesba Company for Mills, Feed and Rice Mills | 28,817,374 |
| 43 | Almorjan Adahabee Company for Importing Electrical Materials | 27,949,114 |
| 44 | Ataleea Feed Industry Ltd. | 27,451,702 |
| 45 | Atahadi alkaled Company for Food Industries | 27,213,712 |
| 46 | Alresha Adahabya company for importing foodstuffs | 26,797,430 |
| 47 | Al-Sanad Al-Matin Company for the import of raw materials | 26,643,840 |
| 48 | Hadrian Food Import Co. Ltd | 26,017,274 |
| 49 | Adwaa Alqarabole Company for Flour Mills | 25,799,573 |
| 50 | Al Shorouq Aleebec Company for Mills and Feed | 25,396,271 |
| 51 | African Farmer Company for Food Industr | 25,190,775 |
| 52 | Anwar Almadenah Company for the import of electrical and non-electrical devices and materials and spare parts | 24,931,463 |
| 53 | Al-Rayhan Company for Food Industry | 24,348,886 |
| 54 | Libya Alwatanyah Company for Building Materials & Furniture Industry | 24,208,669 |

| | | |
|----|--------------------------------------------------------------------------------------------------------------------------------|------------|
| 55 | Sukra International Company for Importing Foodstuffs | 24,079,816 |
| 56 | Al-Sawaed Company for Wood Industries | 23,757,195 |
| 57 | Alnabdah Company for Importing Raw Materials | 23,427,072 |
| 58 | Alhassad Alalamee Alalay Company for Mills and Feed | 23,350,000 |
| 59 | Sanabel Al Sahoul Company for the manufacture of juices and beverages | 23,219,000 |
| 60 | Iconat Alaseema Company for the manufacture of juices and soft drinks | 23,045,842 |
| 61 | Iwan Al Mustaqbal Company for Paper and Cardboard Industries | 22,721,179 |
| 62 | Al Maysam Company for Importing and Maintaining Cars | 22,678,281 |
| 63 | Alofok Company for importing mother and child supplies | 22,612,756 |
| 64 | Atheka Adaema Company for Importing Foodstuffs | 22,590,966 |
| 65 | Granada International Company Import of foodstuffs, livestock and meat | 22,266,011 |
| 66 | Al Nayzak Lights Company for importing electronic devices, electrical and non-electrical devices and materials and accessories | 22,193,970 |
| 67 | Almostadam Albaheer Company for the import of foodstuffs, livestock and meat | 22,007,893 |
| 68 | Badr Misurata Company for Import, Livestock and Meat | 21,405,966 |
| 69 | Al-Arban Company for importing mother and child supplies | 21,053,759 |
| 70 | Khairat Al Ayadi Company for Importing Foodstuffs | 20,846,598 |
| 71 | Al-Taj Al-Ariqa Company for importing electronic and electrical appliances, accessories and spare parts | 20,619,305 |
| 72 | Fadaa Asoror Company for Importing Medical Equipment | 20,595,619 |
| 73 | Sama Almarai Company for Mills, Feed Industries and Rice Mills | 20,591,115 |
| 74 | Tawasul Libya Company for Importing Electrons Joint Stock | 20,574,083 |
| 75 | Kayan Company for the manufacture of water and oil factories supplies | 20,523,295 |
| 76 | Eram Tripoli Company for Importing FoodstuffsLivestock and Meat | 20,517,067 |
| 77 | Aljahez Company for Importing Foodstuffs | 20,283,325 |
| 78 | Al-Mikyal Company for Kitchen Industry | 20,014,106 |
| 79 | Dafnia Company for Food Industries, Rice Mills, Refining and Packaging of Vegetable Oils | 19,772,500 |
| 80 | Trabuls Alkobra Company for the manufacture, packaging and packaging of tomatoes and foodstuffs | 19,690,844 |
| 81 | Saluk Company for the manufacture of flour and its derivatives | 19,210,000 |
| 82 | Alpha Mills and Feed Company | 18,808,248 |
| 83 | Al-Fajr Company for Importing Foodstuffs | 18,693,635 |

| | | |
|-----|--------------------------------------------------------------------------------------------------------------------------------------|------------|
| 84 | Nawras Company for Feed Industry, Mills and Rice Mills Limited Liability | 18,310,335 |
| 85 | Al-Khebra Shipping Agencies Company is a subsidiary of NATCO Holding Company | 18,268,034 |
| 86 | Afreqya Aljadeedah Company for Importing Foodstuffs | 18,169,410 |
| 87 | Al Tasneem Food Import Company | 17,989,178 |
| 88 | Thiqa Al-Marbi Company for Breeding and Slaughtering Poultry | 17,979,184 |
| 89 | Tajoura Al Hayat Food Industries Company | 17,750,000 |
| 90 | Najmat Al Khair Company for Paper Industries | 17,715,749 |
| 91 | Ataawen Factory for Feed Industry | 17,635,500 |
| 92 | Rawnaq Al Hayat Company For Importing Medical Equipment | 17,554,520 |
| 93 | Taif Company for Importing Foodstuffs | 17,448,217 |
| 94 | Awal Ajadded Company for Importing Medical Equipment | 17,343,419 |
| 95 | Tamayoz Company for the assembly and manufacture of electronics, electrical and various software, accounting systems and spare parts | 17,270,788 |
| 96 | Emaar factory for cutting and shaping marble | 17,250,309 |
| 97 | Al-Itqan Mobile Company for importing electrons, electrical materials and spare parts | 17,216,222 |
| 98 | Al Mamoura Company for Agricultural and Animal Investment. | 17,052,606 |
| 99 | Alreyada Albahryah Company for Shipping Agencies | 17,010,850 |
| 100 | Shamal Almotawaset Food Import Company | 16,965,884 |
| 101 | Azad Company for Importing Medical Equipment | 16,871,075 |
| 102 | Golden Heir Company for Cleaning Materials Manufacturing | 16,863,929 |
| 103 | Robooa Alaseema Company for PVC Industry | 16,794,884 |
| 104 | Kekmat Alaseema Company for Importing Medical Equipment | 16,684,908 |
| 105 | Adri Company for importing means of transportation and accessories | 16,582,361 |
| 106 | Emaar factory for cutting and shaping marble | 16,325,705 |
| 107 | Amjad Al Sahel Company for Importing electrical and non-electrical appliances and materials and spare parts | 16,225,552 |
| 108 | Almawsem Company for Food Industries and Rice Mills | 15,722,316 |
| 109 | Asanad Alwal Furniture Industry Company | 15,699,120 |
| 110 | Almajd Aljadeed Almotamayez Company for Importing Building Materials and Sanitary Materials | 15,555,378 |
| 111 | Alwaad Alsafi Company for manufacturing office and home furniture | 15,468,146 |
| 112 | Keyan Company for manufacturing water and oil plant supplies | 15,120,545 |

| | | |
|-----|-------------------------------------------------------------------------------------------------------------------|------------|
| 113 | Sama Almarai Company for Mills, Feed Industry and Rice Rackets | 15,078,651 |
| 114 | Anahar Alabyath Company for Dairy Industry and its Derivatives | 15,006,500 |
| 115 | Tasneem Food Import Company | 14,829,515 |
| 116 | Dream Life Food Industries Company | 14,751,930 |
| 117 | Athwa Anayazek Company for importing electrical and non-electrical appliances and materials and their spare parts | 14,683,644 |
| 118 | Alesharaq Aljadeed Furniture Manufacturing Company | 14,677,282 |
| 119 | Trabulus Alkobra Company for Manufacturing, Packing and Packaging of Tomato and Food Materials | 14,536,227 |
| 120 | Alyusr Alsatea Company for Filling and Purifying Mineral Water and Soft Drinks | 14,535,368 |
| 121 | Almaher Adawli Company for Mills & Feed | 14,508,802 |
| 122 | Azad Medical Equipment Import Company | 14,479,984 |
| 123 | Alfa Company for Mills, Feed and Food Industries | 14,472,216 |
| 124 | Jinan Alkhair Food Import Company | 14,400,001 |
| 125 | Manarat Alsahel Company for Food Import | 14,343,980 |
| 126 | Alrwad Alalamyah Company for Importing Transportation means and its Accessories | 14,304,210 |
| 127 | Aljawda Alalamyah Aloala Company for Feed Industry, Flour Mills and Food Industries | 14,013,968 |
| 128 | Almoasher Company for importing medical equipment, medical preparations and mother and child supplies | 13,904,437 |
| 129 | Edri Company for Importing Transportation means and its Accessories | 13,741,801 |
| 130 | Alsadd Alaali Company for Electronic Devices Manufacturing | 13,619,640 |
| 131 | Alroken Almalki Company for PVC Industry | 13,583,090 |
| 132 | Alwaad Altayeb Company for manufacturing electronic and electrical appliances | 13,560,250 |
| 133 | Alkaleejah Factory for Manufacturing Water and Oil Factory Supplies | 13,556,834 |
| 134 | Alicona Company for Kitchen Manufacturing | 13,442,978 |
| 135 | Alsadd Feed Manufacturing Company | 13,312,062 |
| 136 | Alhased Alalame Alaol Company for Mills and Feed | 13,250,781 |
| 137 | Almotamayez Alhadeeth Company for Paper and Cardboard Industry | 13,226,851 |
| 138 | Alnokbah Alllebyah Company for Importing Food | 13,186,517 |
| 139 | Alramah Company for Importing Food J.S.C | 13,170,635 |
| 140 | Sanabel Almahaba company for manufacturing flour, wheat, and fodder | 13,142,945 |

| | | |
|-----|----------------------------------------------------------------------------------------------------------------------------------|------------|
| 141 | Mafarez Shamal Afreqya Company for Importing Cars, Spare Parts, Oils and Accessories | 12,933,825 |
| 142 | Alyusr Alawwal Company for Food Industries Dairy and its Derivatives | 12,824,568 |
| 143 | Alahlam Company for Sponge and Mattress Industry is affiliated with Natco Holding Company | 12,739,003 |
| 144 | Alenjz Asaabea Company for Flour and Feed Industry | 12,664,400 |
| 145 | Global Company for manufacturing building materials, paints, pastries, plastics, and raw materials | 12,532,271 |
| 146 | Atawasol Alaol Company for Paper Manufacturing | 12,453,000 |
| 147 | Alafthalia Aldaema Company for Importing Food, Livestock and Meat | 12,300,000 |
| 148 | Atanmeya Alhadetha Company for Steel Manufacturing | 12,260,321 |
| 149 | Delta Alkhair Company for Importing Building Materials, Sanitary Materials and Accessories | 12,190,842 |
| 150 | Taif Food Import Company | 12,166,994 |
| 151 | Almadenah Alhadedeyah Company for Importing Building Materials | 11,929,750 |
| 152 | Emaar Factory for Cutting and Forming Marble | 11,920,989 |
| 153 | Nahdet Libya Agricultural and Animal Investment Company | 11,857,000 |
| 154 | Al Baraka Al Safia Company for importing medicines, medical preparations and maternal and child supplies | 11,648,863 |
| 155 | Albistan Libya Company for Importing Food Items, Livestock and Meat | 11,547,264 |
| 156 | Al Yamamah Company for Importing Tobacco, Cigarettes and Accessories | 11,502,352 |
| 157 | Atatawor Attebe Alhadeth Company for Medical Equipment | 11,471,076 |
| 158 | Atahadi Alaol Company for Food | 11,365,507 |
| 159 | Al Khoms Company for Manufacturing Electrical and Household Materials | 11,342,543 |
| 160 | Adawlia Company for Importing Medicines and Medical Equipment | 11,260,857 |
| 161 | Al Mateen Company for Importing Food Materials | 11,086,613 |
| 162 | Aldhafra Alebyah Company for Feed Industry and Grinding Grains of All Kinds | 11,043,761 |
| 163 | Almotaheda Albahera Food Manufacturing Company Ltd. | 10,995,000 |
| 164 | Aroyal Chemical Manufacturing and Raw Materials Company | 10,964,695 |
| 165 | Ander Alaola Company for Importing Electrical and Non-Electrical Appliances and Materials and Spare Parts and Electronic Devices | 10,964,003 |
| 166 | Elaf International Company for Importing Clothes and Al-Ahdia Joint Stock Company of Elaf Al-Awali Company | 10,914,685 |
| 167 | Tajoura Al Hayat Food Industries Company | 10,882,260 |
| 168 | Arwa Al Mutamayaz Company for Food Industries | 10,763,263 |

| | | |
|-----|--------------------------------------------------------------------------------------------------------------|------------|
| 169 | Alnajm Assatea Company for importing machinery, heavy equipment, supplies and spare parts | 10,756,555 |
| 170 | Algeema Aljaddeda Company for Plastic Industries | 10,545,254 |
| 171 | Aljazeera Aloala Company for Importing Tires and Batteries | 10,512,457 |
| 172 | Hooth Alkawthar Company for Dairy Industry and its Derivatives | 10,458,765 |
| 173 | Almajal Alwassea Company for Manufacturing Electronic and Electrical Appliances | 10,457,307 |
| 174 | Naseem Aldawlia Company for Importing Food Materials | 10,446,690 |
| 175 | Al Mutamayaz Company for Electronic Devices Manufacturing | 10,408,261 |
| 176 | Kunooz Libya Company for Mills, Feed and Rice Rackets | 10,273,125 |
| 177 | Shamal Almotawaset Food Import Company | 10,155,000 |
| 178 | Alestethmar Aljadeed Company for Importing Raw Materials | 10,086,960 |
| 179 | Alhassad Adaeem Company for Importing Machinery, Agricultural Inputs and Spare Parts | 9,953,000 |
| 180 | Alrabie Company for Sponge, Furnishings and Mattresses | 9,908,000 |
| 181 | Sorouh Almotawaset Furniture Manufacturing Company | 9,822,905 |
| 182 | Alreyada Alalamyah Company for Home and Office Furniture Industry | 9,750,506 |
| 183 | Al Marwa Group Company for Mills, Feed and Rice Rackets | 9,692,569 |
| 184 | Zahrat Alsalam Company for Importing Good Equipment | 9,675,480 |
| 185 | AlNajah Alraead Engineering Industries Company | 9,674,840 |
| 186 | Alnajah Mesh Sheet Manufacturing Factory | 9,670,061 |
| 187 | Makamen Aloala Furniture Manufacturing Company | 9,667,000 |
| 188 | Al Ghaida Food Import Company | 9,600,000 |
| 189 | Gemat Asahab Company for Feed Industry | 9,592,500 |
| 190 | Almothalathat Company for Construction and Electrical Works J.S.C. | 9,562,235 |
| 191 | Amal Medical Company for importing medicines, equipment, medical preparations, mother and child supplies | 9,507,454 |
| 192 | Alkaleejah Company for Food Industries, Mills and Rice Rackets | 9,506,132 |
| 193 | Al Omran Company for Importing Cars and Spare Parts | 9,504,286 |
| 194 | Alholol Amutakamela Company for the Import of Medicines and Medical Equipment | 9,501,330 |
| 195 | Manarat Al Gharb Food Industries Company | 9,404,064 |
| 196 | Almotaqademmon aleebien Company for Importing Electronic and Electrical Devices, Accessories and Spare Parts | 9,388,692 |
| 197 | Al Sunbula Food Industries Company | 9,386,045 |

| | | |
|-----|-------------------------------------------------------------------------------------------------------|-----------|
| 198 | Alnassej Adawli Company for Carpet and Carpet Industry | 9,243,344 |
| 199 | Napth Alketab Company for importing stationery and books | 9,197,240 |
| 200 | Al Sarraj Almothee Company for importing building materials, sanitary materials and accessories | 9,165,141 |
| 201 | Al Noor Al , Tayeb Company for Food Industries and Grain Beating | 9,124,416 |
| 202 | Armco Paint Industry Factory | 9,095,342 |
| 203 | Aljawda Araeada Company for Food Import | 9,051,485 |
| 204 | Jamma Plastic Factory | 9,023,198 |
| 205 | Al Maamoura Agricultural and Animal Investment Company | 8,890,000 |
| 206 | Dhaffaf Al Hammam Company for Importing Machinery, Agricultural Inputs and Spare Parts | 8,888,285 |
| 207 | Mazraat Alkhairat Company for Feed Industry and Grinding | 8,883,801 |
| 208 | Mashatel Alalamyah Company for Importing Medicines, Medicinal Preparations, Mother and Child Supplies | 8,883,309 |
| 209 | Al Hosn Al Mateen Steel Industries Company | 8,864,945 |
| 210 | Nawarat Libya Company for Importing Food Materials | 8,795,902 |
| 211 | Safari Company for manufacturing building materials, paints, plastics, and raw materials | 8,772,414 |
| 212 | Sigma Building Materials, Coatings, Plastics & Raw Materials Manufacturing Company | 8,747,507 |
| 213 | Alwaha Amotajadedda Company for Food Import | 8,640,000 |
| 214 | Elaf Adawliyah Company for Importing Clothing and Shoes Joint Stock of Elaf Aloala Company | 8,629,979 |
| 215 | Riad Libya Company for Importing Food Items | 8,550,000 |
| 216 | Alarabah Almotaheda Company for Cleaning Materials Manufacturing | 8,544,690 |
| 217 | Iamsa Alakera Factory for Wood Manufacture | 8,481,600 |
| 218 | Aladgal Company for Importing Feed, Agricultural Inputs and Spare Parts | 8,454,362 |
| 219 | Alayade Adahabyah Company for Mills and Feed Industry | 8,453,007 |
| 220 | Bayabat Alkoda Company for Manufacturing Feed, Flour and Grinding Grains | 8,435,797 |
| 221 | Algetha Allebe Company for Importing Food Items, Livestock and Meat | 8,382,194 |
| 222 | Baraem Al Zahra Company for importing agricultural materials, machinery, supplies and spare parts | 8,375,450 |
| 223 | Alektyar Almthal Aluminium Manufacturing Company | 8,346,540 |
| 224 | Alborhan Alaoal Company for Importing Raw Supplies | 8,307,261 |
| 225 | Alweqaya Atakemyah Company for Manufacturing of Cleaning Materials | 8,222,773 |

| | | |
|-----|------------------------------------------------------------------------------------------------------------------------|-----------|
| 226 | Misrata Anabib Company for manufacturing plastic pipes and accessories | 8,220,000 |
| 227 | Aljedat Aljadeed Company for Importing Transportation and Accessories | 8,194,977 |
| 228 | Saluk Company for manufacturing feed of all kinds and mills | 8,180,274 |
| 229 | Almoheet Araeed Company for Importing of Electrical Appliances and Materials and Spare Parts | 8,152,893 |
| 230 | Alataa Al Zaher Company for Manufacturing Paper and Plastic Cups | 8,112,089 |
| 231 | Al Maisam Company for Importing Cars and Spare Parts | 8,050,406 |
| 232 | Misrata Naseem Albahar Company for Food Industries | 8,035,058 |
| 233 | Almees Company for the import of medicines, medical preparations and mother and child supplies | 7,939,969 |
| 234 | Al-Yusr Al-Afzal Company for the import of food, livestock, and meat | 7,893,182 |
| 235 | Tacnes International Medical Equipment Import Company | 7,836,542 |
| 236 | Danoc Company for the import of medicines, medical preparations and supplies for mother and child | 7,793,832 |
| 237 | Beta Company for Mills, Feed, Rice Rackets, and Derivatives | 7,772,378 |
| 238 | Alamsa Aljadeeda Furniture Manufacturing Company | 7,768,976 |
| 239 | Asad Alkabeer Company for Mills, Feed, Rice Rackets, and Derivatives | 7,744,660 |
| 240 | Nafedat Africa Company for the Import of Electrical and Non-Electrical Appliances and Materials and Electronic Devices | 7,731,655 |
| 241 | Alrabee Aljadeed Food Import Company | 7,720,622 |
| 242 | Al-Hakim Company for the Import of Medicines, Equipment and Medical Supplies | 7,699,875 |
| 243 | Alfaeada Adahabiyah Company for Food Industries | 7,696,777 |
| 244 | Al Mangala Food Import Company | 7,696,497 |
| 245 | Atorab Allebee Company for Importing Food Materials and Livestock | 7,688,465 |
| 246 | Zajel Company for Paper and Cardboard Industries | 7,674,900 |
| 247 | Al-Mashareq Aljadeddah Company for the Import of Foodstuffs, Livestock and Frozen Meat | 7,637,060 |
| 248 | Alqalaa Company for the manufacture of doors and windows of aluminum and PVC | 7,564,000 |
| 249 | Al Raed Company for the Import of Sports Clothing and Shoes LLC | 7,500,143 |
| 250 | Al Jouf Factory for the manufacture of paints and pastes | 7,464,627 |
| 251 | Alasdeka Factory for Plastic Industries | 7,401,140 |
| 252 | Al Baraka Alalamyah Company for the Import of Food, Livestock and Meat | 7,395,331 |
| 253 | Alqalaa Adahabiyah Alotamayazah Company for Importing Building Materials | 7,199,167 |

| | | |
|-----|----------------------------------------------------------------------------------------------------------------------------------|-----------|
| 254 | Cordoba Company for Mills and Feed | 7,198,847 |
| 255 | Malyoon Mobile Company for the import of electrical and non-electrical and electronic devices and materials | 7,185,059 |
| 256 | Al-Alami Company for the import of medicines, medical preparations and maternal and child supplies | 7,128,810 |
| 257 | Al Safwa Company for the Import of Electrical and Non-Electrical Appliances and Materials and Spare Parts and Electronic Devices | 7,121,059 |
| 258 | Snao Adawliah Food Import Company | 7,104,575 |
| 259 | Alektyar Alaoal company for importing medicines and supplies for mother and child | 7,067,355 |
| 260 | Wajehat Libya Company for Importing Cleaning Materials | 7,028,705 |
| 261 | Al Amana Company for the Import of Mother and Child Supplies | 7,014,389 |
| 262 | Rouad Alataa Company for Food Manufacturing | 7,012,910 |
| 263 | Juba Adawliah Company for the Import of Building and Sanitary Materials | 6,985,010 |
| 264 | Najmat Assahel Company for the import of machinery, agricultural inputs and spare parts | 6,983,918 |
| 265 | Zawiya Oil Company for Mixing and Packaging Mineral Oil | 6,973,819 |
| 266 | Rafal Company for the import of medical equipment, medical preparations and mother and child supplies | 6,959,487 |
| 267 | Alqalaa Company for Wood Industries | 6,895,851 |
| 268 | Arkan Libya Furniture Manufacturing Company | 6,854,736 |
| 269 | Alyaqeen Alakdar Company for Importing Agricultural Machinery and Inputs | 6,811,560 |
| 270 | Al Awafi Company for Importing Joint Stock Food | 6,774,042 |
| 271 | Beta Cleaning Materials Manufacturing Factory | 6,772,397 |
| 272 | Al Hadba Feed Industry Company | 6,750,280 |
| 273 | Qurza Company for Importing Food Items and Fresh Fruits | 6,733,518 |
| 274 | Al Wahad Company for Importing Medical Equipment | 6,642,722 |
| 275 | Ataaj Amutamyaz Company for Food Industries and Grain Grinding | 6,639,109 |
| 276 | Altaleaa Feed Manufacturing Company | 6,579,795 |
| 277 | Albark Assatea Alalamyah Company for the manufacture of building materials, sanitary materials and accessories | 6,569,425 |
| 278 | Alrekon Alelktrony Company for the manufacture of electronic and electrical devices | 6,567,500 |
| 279 | Almekwad Assarea Company for the import of oils, tires and batteries | 6,561,100 |
| 280 | Hittin Alalamyah Company for Importing Raw Materials | 6,516,525 |
| 281 | Itijah Alqema Alalamyah Direction Company for Food Import | 6,485,001 |

| | | |
|-----|----------------------------------------------------------------------------------------------------------------------|-----------|
| 282 | Alkafaaa Alalyah Company for the Manufacture of Electronic and Electrical Devices | 6,466,678 |
| 283 | Bayut Al Ezz Group Company for the Import of Building Materials and Electrical Sanitary Materials | 6,458,819 |
| 284 | Jonob Libya Company for the Import of Fruits, Vegetables, Food Items, Livestock and Meat | 6,431,471 |
| 285 | Alather Alaol Company for Importing Medical Equipment | 6,427,345 |
| 286 | Al Maamoura Poultry Hatchery Company | 6,392,300 |
| 287 | Matla Alfajir Company for the Import of Cleaning Materials and Ornamental Materials | 6,351,869 |
| 288 | Sebak Alremal Company for the import of electrical and non-electrical appliances and materials and their spare parts | 6,343,305 |
| 289 | Al Fadil Tire Import Company | 6,299,999 |
| 290 | Rafi factory for the manufacture of aluminum and PVC doors and windows | 6,259,900 |
| 291 | Al , Banyan Company for Smelting and Rolling Metals | 6,228,117 |
| 292 | Al-Barq Al-Madi Company for the import of mother and child supplies | 6,218,672 |
| 293 | Al Badia Alareeka Company for Food Industries | 6,218,200 |
| 294 | Almaeda Benghazi Company for Food Industries and Grain Striking | 6,208,992 |
| 295 | Mamfaz Llmoharekat Company for the import of means of transport and accessories | 6,196,904 |
| 296 | Otor Alwadi Company for the import of foodstuffs, livestock and meat | 6,192,044 |
| 297 | Al Hira Company for the manufacture of electronic and electrical appliances | 6,153,000 |
| 298 | Nahj Alaseema Furniture Manufacturing Company | 6,085,247 |
| 299 | Riyad Food Industries Company | 6,046,420 |
| 300 | Sakhr Factory for Marble Cutting and Forming | 6,038,514 |
| 301 | Al Jawhara Plastic Pipes Industry Factory | 6,015,890 |
| 302 | Almasar Aljadeed Company for Importing Transportation and Accessories | 6,015,771 |
| 303 | Ahed Al , Mahaba Company for Food Import | 5,954,377 |
| 304 | Kotot Almotawaset Company for Importing Cars and Spare Parts | 5,939,768 |
| 305 | Almaali Alwatanyah Company for the Manufacture of Furniture, Doors and Windows | 5,918,868 |
| 306 | Deira Company for the Import of Electronic Devices and Accessories | 5,901,747 |
| 307 | Dana Al Ibdaa Company for Importing Mother and Child Supplies | 5,887,229 |
| 308 | Atawasol Aljadded Company for the manufacture of doors, windows and decorations of aluminum, PVC and wood | 5,883,185 |
| 309 | Alem Ataquuah Alaol for Information Technology | 5,876,110 |

| | | |
|-----|---------------------------------------------------------------------------------------------------------------------------------------------|-----------|
| 310 | Altarabol Almateen Company for the Import of Building Materials, Sanitary Materials and Accessories | 5,845,706 |
| 311 | Alzaytouna Alasluah Company for Food Import | 5,838,426 |
| 312 | Al Samoud Company for Importing Household Items | 5,817,782 |
| 313 | Awqayah Company for the import of medical equipment, medicines, medical preparations and maternal and child supplies | 5,800,000 |
| 314 | Al Mezan Al Wafi Company for Steel Industries | 5,796,150 |
| 315 | Akno Food Import Company | 5,736,966 |
| 316 | Ajwa Almoharekat company for importing cars | 5,725,000 |
| 317 | Alkaleej Alafriqi Company for the Import of Machinery, Heavy Equipment and Spare Parts | 5,723,421 |
| 318 | Alhayatef Almotahareka Company for the Import of Electronic Devices, Accessories and Spare Parts | 5,690,125 |
| 319 | Almotamaken Company for PVC Industry | 5,667,001 |
| 320 | Kotot AlAtlas Company for the import of electrical and non-electrical appliances and materials and their spare parts and electronic devices | 5,663,000 |
| 321 | Najmat Assahel Company for the manufacture of equipment and agricultural and plastic inputs and sheet of factory | 5,611,810 |
| 322 | Hadrian Company for the Import of Cars and Spare Parts | 5,599,027 |
| 323 | Al Sail Plast Plastic Industries Company | 5,594,606 |
| 324 | Nama Al Sharq Holding Company | 5,583,932 |
| 325 | Ishadah Company for the manufacture of electronic and electrical appliances | 5,579,423 |
| 326 | Nada Libya Company for Mills and Feed | 5,561,406 |
| 327 | Ashofan Company for the Import of Machinery, Agricultural Inputs and Spare Parts | 5,549,325 |
| 328 | Jebal Auras Alalamyah Company Building Materials Industry | 5,540,000 |
| 329 | Al Jawhara Feed Industries Company | 5,503,097 |
| 330 | Talmitha Aljadeddah Company for the Import of Household Items | 5,490,000 |
| 331 | Boroj Royal Company for the Import of Tobacco, Cigarettes and Their Accessories | 5,470,124 |
| 332 | Oras Aljaddeda Furniture Manufacturing Company | 5,468,770 |
| 333 | Aljawda Company for Feed Industry and Poultry Farming | 5,468,211 |
| 334 | Al , Mutaqeen Aluminium Manufacturing Company | 5,461,414 |
| 335 | Ajyal Food Industries Company | 5,450,179 |
| 336 | Asaneoon Amotamauzoon Compay for Food | 5,442,892 |
| 337 | Samal Afriqya Company for the Manufacture of Soap and Septic Materials | 5,438,714 |

| | | |
|-----|-----------------------------------------------------------------------------------------------------------------------------------------|-----------|
| 338 | Jewels Afriqya Company for the Import of Food, Livestock and Meat | 5,418,512 |
| 339 | Taqniya Company for Communications and Data | 5,413,015 |
| 340 | Asadaka Company for the import of various means of transport and its spare parts | 5,412,742 |
| 341 | Aseel Al , Mutaqeen Company for PVC Industry | 5,399,375 |
| 342 | Aalam Aletkan Company for Iron Industry | 5,335,721 |
| 343 | Alyarmouk Alhadeth Aluminium Factory | 5,329,871 |
| 344 | Al Majal Al Zaher Company for the Import of Electrical and Non-Electrical Appliances and Materials and Spare Parts and Electron Devices | 5,320,955 |
| 345 | Alwatheqoon Almotmayozon Company for the Import of Electronic Devices, Accessories and Spare Parts | 5,297,200 |
| 346 | Almozarea Alaoal Company for Importing Livestock and Meat | 5,293,250 |
| 347 | Jonon Almotawaset Company for Food Development | 5,286,152 |
| 348 | Shams Al Zahra Food Import Company | 5,264,668 |
| 349 | Darb Al Safia Medical Equipment Import Company | 5,213,321 |
| 350 | Eqar Al-Shifa Company for the Import of Medicines and Medical Equipment | 5,206,416 |
| 351 | Qasar Alsohala Company for Importing Medical Equipment | 5,187,534 |
| 352 | Al Aseel Company for the manufacture of baby diapers and paper napkins | 5,154,434 |
| 353 | Almad Alale Company for Importing Raw Materials | 5,136,657 |
| 354 | Delma Alalamyah Food Import Company | 5,135,815 |
| 355 | Alhadaek Adahabyah Company for Agricultural and Animal Investment | 5,125,735 |
| 356 | Almasa Alfareda Company for the manufacture of electronic and electrical appliances | 5,112,440 |
| 357 | Al Zahra Food Industries Company | 5,099,782 |
| 358 | Ajwa Company for Agricultural and Animal Investments | 5,060,883 |
| 359 | An-Najah Company for the manufacture of insulating panels and prefabricated houses | 5,037,000 |
| 360 | Athora Company for the Import of Agricultural Materials and Spare Parts | 5,034,065 |
| 361 | Al , Rakhaa Company for the Manufacture of Flour and its Derivatives | 5,021,664 |
| 362 | Al-Abnous Company for the manufacture of water hoses | 5,006,803 |
| 363 | Taj Al Salam Medical Equipment Import Company | 4,992,532 |
| 364 | Aletejahat Alarbaa Company for the Import of Medical Equipment | 4,989,397 |
| 365 | Bitu Company for the import of electrical and non-electrical appliances and materials, their spare parts and electronic devices | 4,982,138 |

| | | |
|-----|-----------------------------------------------------------------------------------------------------------------------|-----------|
| 366 | Akebrat Adaylia Company for the Import of Medicines and Medical Equipment | 4,973,084 |
| 367 | Arobyan Almethalu company for importing raw materials, factory operation equipment and accessories | 4,917,680 |
| 368 | Alfa Company for the import of medicines, medical equipment, medical preparations and mother and child supplies | 4,911,331 |
| 369 | Zain Food Industries Company | 4,908,082 |
| 370 | Edran Company for the Import of Foodstuffs, Livestock and Meat | 4,892,358 |
| 371 | Wadi Bey Company for Feed Industry and Agricultural Inputs | 4,885,283 |
| 372 | Almorabe Factory for Feed Industry | 4,881,467 |
| 373 | Almoharekat Alshamela Company for the Import of Transportation and Accessories | 4,876,300 |
| 374 | Jebal Libya Company for the Import of Machinery, Heavy Equipment, Spare Parts, Factory Equipment and Equipment | 4,836,606 |
| 375 | Alayade Adahabiyah Company for Steel Industries | 4,821,635 |
| 376 | Atajaz Company for the Import of Foodstuffs, Livestock and Meat | 4,742,594 |
| 377 | Qatees Company for the Import of Electronic Devices | 4,738,392 |
| 378 | Alafriqya Company for the Import of Medicines and Medical Equipment | 4,716,252 |
| 379 | Alreef Alalamiyah Company for Mills, Feed, Rice Rackets and Derivatives | 4,713,485 |
| 380 | Aletihad Alrabi Company for Feed Manufacturing and Grain Grinding | 4,685,272 |
| 381 | Al Amal Auto Parts Import Company | 4,639,250 |
| 382 | Dekat Alektyar Company for the import of electrical and non-electrical appliances and materials and their spare parts | 4,621,801 |
| 383 | Al Rahba Alhadetha Company for the Import of Appliances and Electrical and Non-Electrical Materials and Spare Parts | 4,616,425 |
| 384 | Yarmouk Food Import Company | 4,582,014 |
| 385 | Aljonob Company for Mills and Feed | 4,553,484 |
| 386 | Trabulus Insulation Materials Manufacturing Company | 4,488,940 |
| 387 | Al Khaleej Al Zaher Food Industries Company | 4,474,459 |
| 388 | Al Naseem Company for Importing Joint Stock Electrical Materials | 4,460,108 |
| 389 | Al Hilal Aldawlyah Company for Importing Livestock and Meat | 4,460,000 |
| 390 | Alrakeza Alaola Company for Building Materials Industry | 4,442,578 |
| 391 | Abudbos factory for the manufacture of plastic insulators and household materials | 4,440,237 |
| 392 | Afthal Feed Manufacturing Company | 4,415,300 |
| 393 | Rahba Al Baraka Company for Food Import | 4,410,484 |

| | | |
|-----|-------------------------------------------------------------------------------------------------------------------------------------|-----------|
| 394 | Al-Khairat Alalamyah Company for the Import of Transportation and its Accessories | 4,409,743 |
| 395 | Shifa Al-Afie Company for Importing Agricultural Equipment and Inputs | 4,409,464 |
| 396 | Alam Al-Aman Company for Food Import | 4,400,676 |
| 397 | Noor Al Taqadom Food Import Company | 4,395,903 |
| 398 | Carthage Food Industries Company | 4,366,000 |
| 399 | Al Aseel Food Industries Company | 4,347,920 |
| 400 | Burooj Al Salam Company for Feed and Flour Industries | 4,342,174 |
| 401 | Atlal Alayadi Company for Importing Building Materials | 4,329,611 |
| 402 | Kemat Alenjaz Company for the manufacture and assembly of electronic, electrical and software devices | 4,313,420 |
| 403 | Al-Ard Al-Marawi Company for the Import of Food Materials | 4,301,680 |
| 404 | Koyat Aletihad Company for Importing Cars and Other Parts | 4,300,560 |
| 405 | Najmat Almajara Company for the Import of Livestock and Meat | 4,300,000 |
| 406 | Badia Al Khair Company for Mills, Feed and Pasta | 4,275,000 |
| 407 | Altaawoon Asatea Company for the Import of Building Materials, Sanitary Materials and their Accessories | 4,261,020 |
| 408 | Qaws Almajarah Company for the Import of Building Materials | 4,258,719 |
| 409 | Al Saadi Company for Agricultural and Animal Production | 4,255,944 |
| 410 | Belhaj Aldawliyah and his Partners Company for the Import of Electrical and Non-Electrical Appliances and Materials and Spare Parts | 4,250,168 |
| 411 | Prima Food Import Company | 4,243,511 |
| 412 | Alajwad Alhadetha Company for the Import of Building Materials, Sanitary Materials and their Accessories | 4,233,360 |
| 413 | Safari Company for the Import of Joint Stock Foodstuffs | 4,161,975 |
| 414 | Alwaad Almotamaiez Company for the Import of Electronic and Home Electrical Materials | 4,117,500 |
| 415 | Al Rawnaq Factory for Wood Industries | 4,112,276 |
| 416 | Sajad Trabulis Company for Carpet and Carpet Manufacturing | 4,106,911 |
| 417 | Albadeel Aljadeed Company for Importing Electronic Devices | 4,093,657 |
| 418 | Misrata Plastic Pipe Manufacturing Factory | 4,093,001 |
| 419 | Belkis Company for Importing Raw Materials | 4,076,186 |
| 420 | Alwatheqoon Aljodded Company for the Import of Machinery, Agricultural Inputs and Spare Parts | 4,074,850 |
| 421 | Garb Trabulus Company for the Import of Cleaning Materials | 4,060,000 |
| 422 | Fatha Ataqniah Company for the Import of Electronic Devices | 4,031,672 |

| | | |
|-----|--------------------------------------------------------------------------------------------------------------------|-----------|
| 423 | Alehtimam Company for the Import of Medicines, Medical Preparations and Maternal and Child Supplies | 3,962,139 |
| 424 | Sied Ataam Company for Importing Food, Livestock and Meat | 3,955,127 |
| 425 | Almadar Almotaqadem Company for the Import of Electronic and Electrical Devices and Accessories | 3,925,598 |
| 426 | Alekleel Company for the Import of Medicines and Medical Equipment | 3,897,306 |
| 427 | Al Wadi Company for Importing Building Materials and Sanitary Materials | 3,893,125 |
| 428 | Ataqnyah Aldawlah Company for the Import of Medicines and Medical Supplies | 3,890,827 |
| 429 | Alhoqol Company for Food Import | 3,884,473 |
| 430 | Alamir Allebyah Company for Food Industries | 3,881,150 |
| 431 | Sultan Al Baraka Food Import Company | 3,861,899 |
| 432 | Al Rafi Wood Industries Factory | 3,859,984 |
| 433 | Konooz Alsahel Company for the Import of Foodstuffs, Livestock and Meat | 3,853,125 |
| 434 | Atwasol Almothe Company for the Import of Building Materials, Sanitary Materials and Accessories | 3,849,344 |
| 435 | Alrawabi Adahabyah Company for the Import of Building Materials and Sanitary Materials | 3,843,119 |
| 436 | Alhawabet Almotahedah Company for Information Technology and Communication Systems | 3,839,898 |
| 437 | Al-Ajmaa Company for the Import of Household and Electrical Materials | 3,801,367 |
| 438 | Hatton Food Import Company | 3,794,520 |
| 439 | Abu Shanab Company for the Import of Food Materials | 3,773,432 |
| 440 | Azeraee Aldawli Company for Importing Agricultural Equipment and Inputs | 3,771,373 |
| 441 | Al Emad Company for the import of medicines, equipment, medical preparations and mother and child supplies | 3,760,000 |
| 442 | Kaleej Sidra Company for Importing Transportation and Accessories | 3,751,654 |
| 443 | Al Wesal Company for Asphalt and Oil Insulation Industry | 3,744,881 |
| 444 | Kasreen Company for the import of medical equipment, medicines, medical preparations and mother and child supplies | 3,737,574 |
| 445 | Ahdath Almoharekat company to import various means of transport and its spare parts | 3,734,782 |
| 446 | Najma Company for the manufacture of soap and cleaning materials | 3,731,132 |
| 447 | Al Baraka Medical Company for Medical Services | 3,724,928 |
| 448 | Mekdad Company for the Import of Food | 3,705,000 |
| 449 | Al-Jira Alalamyah Company for the Import of Foodstuffs, Livestock and Meat | 3,703,822 |

| | | |
|-----|-------------------------------------------------------------------------------------------------------------------|-----------|
| 450 | Al Mekyal Company for the manufacture and assembly of electronic and electrical devices and automatic calculation | 3,700,297 |
| 451 | Imtiaz Group Company for the Import of Transportation and Accessories | 3,684,400 |
| 452 | Al-Saraya Al-Raqia Company for the import of food, vegetables, fresh fruits and meat | 3,682,282 |
| 453 | Darat Company for the Import of Food Items, Livestock and Meat | 3,658,600 |
| 454 | Shahd Al-Khair Permanent Company for Food Import | 3,646,893 |
| 455 | Alaameda Almodeaa Company for the Import of Building Materials and Sanitary Materials | 3,607,733 |
| 456 | Al Raed Alibyah Company for Importing Foodstuffs, Livestock and Meat | 3,603,935 |
| 457 | Diwan Group Company for the Import of Electrical Appliances and Materials | 3,581,758 |
| 458 | Tamer Hend Company for the import of cars and their spare parts | 3,580,000 |
| 459 | Al Taawun Factory for Feed Industry | 3,560,172 |
| 460 | Riyadh Al Madina Company for Importing Transportation and Accessories | 3,554,486 |
| 461 | Almathaq Alraea Company for the manufacture of juices and beverages | 3,529,523 |
| 462 | Shamal Alqara Furniture Manufacturing Company for Doors and Windows | 3,522,117 |
| 463 | Etar Alaman Company for the Import of Transportation and its Accessories | 3,515,262 |
| 464 | Alsalem Athakyah Company for Tile Manufacturing | 3,500,000 |
| 465 | Mumtaz Food Company for Importing Food Items | 3,500,000 |
| 466 | Nabth Almotwaset Company for the Import of Food, Livestock and Meat | 3,464,365 |
| 467 | Droub Al-Nama Company for Building Materials, Industries, Steel Industries and Wire Pulling | 3,463,689 |
| 468 | Al Tammad Company for Poultry Farming and Breeding | 3,449,844 |
| 469 | Arzaq Al-Khair Company for the Food Industry of all kinds | 3,446,463 |
| 470 | Alaqarya Alhadetha Company for the Import of Building Materials, Sanitary Materials and Their Accessories | 3,441,851 |
| 471 | Al-Kayan Company for Printing, Paper Industries, Packaging, Advertising and Advertising Industry | 3,435,731 |
| 472 | Afia Company for Importing Medicines and Medical Equipment | 3,416,643 |
| 473 | Yonboo dajla Company for Dairy Industry and its Derivatives | 3,403,250 |
| 474 | Alsanabel Alkadra Company for Steel and Ribbed Sheet Industries | 3,394,751 |
| 475 | Al-Tilal Company for the Import of Machinery, Agricultural Inputs and Spare Parts | 3,379,504 |
| 476 | Rimal Libya Communications & Information Technology Co. | 3,375,056 |
| 477 | Ataqnya Alalamyah Almotagademah Company for the Import of Scientific Devices, Laboratories and Equipment | 3,368,197 |

| | | |
|-----|--------------------------------------------------------------------------------------------------------------------------|-----------|
| 478 | Dar Al Yusr Food Industries Company | 3,342,735 |
| 479 | Majmooat Alwatanyah Company for Importing Building Materials | 3,336,287 |
| 480 | Zain Al Masa for Food & Beverage & Water Bottling Industries | 3,326,123 |
| 481 | Val Almotawaset Company for the Import of Foodstuffs, Livestock and Meat | 3,321,537 |
| 482 | Zahrat Libya Company for Food Industries | 3,295,194 |
| 483 | Qasr Al Hamraya Company for the Import of Foodstuffs, Livestock and Meat | 3,290,779 |
| 484 | Aseel Al Hurr Aluminium Manufacturing Company | 3,284,721 |
| 485 | Alketaa Adahabiyah Company for the manufacture of fabrics, textiles, clothing and furnishings | 3,265,868 |
| 486 | Beladi Paint Industry Factory | 3,261,025 |
| 487 | Majmooat Alwatanyah Company for Importing Electrical Materials | 3,252,002 |
| 488 | Atakamool Factory for Ribbed Sheet Manufacturing | 3,241,377 |
| 489 | Masarat Al-Alam Company for Communications and Information Technology | 3,239,770 |
| 490 | Nasaem Libya Company for the Import of Ornamental Materials, Haberdashery and Cleaning Materials | 3,237,956 |
| 491 | Eter Al-Haramain Company for the import of food and fresh fruits | 3,234,181 |
| 492 | Roaya Almostakbal Company for Food Imports | 3,231,236 |
| 493 | Al Madina Misrata Company for Painting and Pastry Manufacturing affiliated to Al Madina Misrata Holding Company | 3,217,783 |
| 494 | Sayarat Amotawaset Company for the Import of Transportation and its Joint Stock Accessories | 3,217,477 |
| 495 | Akayma Aloala Company for the Import of Medical Equipment, Medicines, Medical Preparations and Mother and Child Supplies | 3,207,600 |
| 496 | Al-Lahlahiya Company for the Import of Foodstuffs, Livestock and Meat | 3,196,437 |
| 497 | Masarat Al Janjanah Company for Communications and Information Technology | 3,190,720 |
| 498 | Al Baraka Oil Refining and Packaging Company | 3,184,819 |
| 499 | Albena Almethali company for importing electrical and non-electrical appliances and materials and their spare parts | 3,163,290 |
| 500 | Alkoyol Adahabiyah Company for the Import of Building Materials, Sanitary Materials and Accessories | 3,153,815 |
| 501 | Alofok Adawliyah Company for the Import of Ornamental Materials, Scrap and Cleaning Materials | 3,143,800 |
| 502 | Wadi Bay Alkabir Company for Importing Seeds and Agricultural Inputs | 3,122,399 |
| 503 | Al Ragheed Adaolyah Company for the Import of Food, Fruits, Livestock and Meat | 3,115,170 |
| 504 | Wabil Medical Equipment Import Company | 3,113,390 |

| | | |
|-----|-----------------------------------------------------------------------------------------------------------------------------------|-----------|
| 505 | Asdam Medical Equipment Import Company | 3,102,225 |
| 506 | Taqaddom Aldaolyah Company for Cleaning Materials Industry | 3,041,167 |
| 507 | Belhajand his sons factory for the manufacture of doors and windows from aluminum and PVC | 3,038,690 |
| 508 | United Insurance Company J.S.C | 3,013,931 |
| 509 | Atasmeem Company for the Import of Electrical and Non-Electrical Appliances and Materials and Spare Parts | 3,012,681 |
| 510 | Al-Taayeb Company for the Import of Food Items, Livestock and Meat | 3,009,051 |
| 511 | Tazweed Libya Food Import Company Ltd. | 3,006,357 |
| 512 | Bir Lesas Company for the Import of Machinery, Agricultural Inputs and Spare Parts | 3,006,234 |
| 513 | Alhuryah Factory for the manufacture of mesh plates | 3,001,637 |
| 514 | Almowasafat Althakeyah Company for General Contracting and Real Estate Investment | 2,996,175 |
| 515 | Tayseer Pharmaceutical Company for the import of medical equipment, medicines, medical preparations and mother and child supplies | 2,994,665 |
| 516 | Al Rabie Company for the manufacture of diapers and medical cotton | 2,977,842 |
| 517 | Albadeel Almotawaset Company for the Import of Electrical and Non-Electrical Appliances and Materials and Spare Parts | 2,974,072 |
| 518 | Al Rayhana Food Industries Company | 2,968,483 |
| 519 | Alnajma Alfethya Company for the Import of Transportation and its Accessories belonging to the Stars Group Holding Company | 2,940,131 |
| 520 | Al Jawhara Cleaning Materials Import Company Ltd. | 2,937,679 |
| 521 | Amayad Aseheya Company for the Manufacture of Health Cotton | 2,935,238 |
| 522 | Ghuweitat Company for the Import of Tires and Batteries | 2,920,000 |
| 523 | Al Jabal Feed Industry Company | 2,915,575 |
| 524 | Al-Shamil Medical Company or the import of medicines and medical equipment Ltd | 2,909,940 |
| 525 | Riyadh Al Madina Food Import Company | 2,891,290 |
| 526 | Nabd Al Salam Medical Equipment Import Company | 2,885,955 |
| 527 | Majmoat Almotaheda Food Import Company | 2,876,018 |
| 528 | Al Masa Food Import Company | 2,865,598 |
| 529 | Maedat Al Rahman Food Import Company | 2,862,743 |
| 530 | Al-Swani Company for Mills and Feed J.S.C. | 2,843,315 |
| 531 | Al Areej Almotakadem Company for the Import of Building Materials | 2,839,973 |
| 532 | Al Badia Alareka Building Materials Manufacturing Company | 2,826,768 |

| | | |
|-----|--------------------------------------------------------------------------------------------------------------------|-----------|
| 533 | Drasaf Company for the Import of Building Materials, Sanitary Materials and Accessories | 2,822,298 |
| 534 | Alhezam Alakdar Company for Feed Import | 2,813,903 |
| 535 | Zad Al-Khair Company for the manufacture of food, beverages and water bottling | 2,807,800 |
| 536 | Material Company for the Import of Foodstuffs, Livestock and Meat | 2,805,889 |
| 537 | Al Zain Aldaolyah Company for Importing Medical Supplies and Equipment | 2,792,715 |
| 538 | A'ali Sidra Building Materials Manufacturing Company | 2,786,094 |
| 539 | Al Sanabel Almotamiza Company for Grinding Grains and Beating Rice | 2,769,760 |
| 540 | Albibus Complex for Plastic Industries | 2,769,330 |
| 541 | Tawasol Al-Alam Company for the Import of Electronic Devices, Accessories and Spare Parts | 2,735,051 |
| 542 | Sultan Company for Contracting and Supply | 2,730,000 |
| 543 | Al Atqan Group Company for Cleaning Materials Manufacturing | 2,728,320 |
| 544 | Alrabee Alaoal Company for the Production of Flour, Rice and Food Industries | 2,720,570 |
| 545 | Gamma Libya Company for the Import and Distribution of Electrical Equipment and Spare Parts | 2,705,000 |
| 546 | Ashaher Medical Equipment Import Company | 2,703,581 |
| 547 | Alasdeqa Aljoded Company for Importing Agricultural Supplies and Spare Parts | 2,702,685 |
| 548 | Libya Alalamyah Company for the Manufacture of Aluminum Doors and Windows, PVC, Furniture and Decoration | 2,694,850 |
| 549 | Anwar Misrata Company for Importing Electrical and Non-Electrical Appliances and Materials and Spare Parts | 2,676,000 |
| 550 | Mega Sport Company for the Import of Clothing and Shoes | 2,648,325 |
| 551 | Belhaj factory for the manufacture of mats and accessories of plastic and aluminum | 2,647,579 |
| 552 | Tadawe Company for Importing Transportation and Processing Workshops | 2,639,335 |
| 553 | Sama Company for the Import of Building Materials, Sanitary Materials and Accessories | 2,637,540 |
| 554 | Al Riyada Steel Industries Company | 2,635,858 |
| 555 | Hilal Food Company for Importing Livestock and Meat | 2,630,000 |
| 556 | Nibras Company for the Import of Food, Livestock and Meat | 2,626,944 |
| 557 | Alroya Alraqmyah Company for the Import of Food Items, Livestock and Meat | 2,621,789 |
| 558 | Taqaddom Adawliah Company for the Import of Electrical and Non-Electrical Appliances and Materials and Spare Parts | 2,617,298 |
| 559 | Al Kouf Food Import Company | 2,610,831 |

| | | |
|-----|--------------------------------------------------------------------------------------------------------------------------------|-----------|
| 560 | Al Burhan Alalamyah Company for the Import of Food, Livestock and Meat Ltd. | 2,598,924 |
| 561 | Nouran Adayliah First Company for the Import of Medicines and Medical Equipment | 2,585,000 |
| 562 | Alaheq Company for the Import of Electrical and Non-Electrical Appliances and Materials and Spare Parts and Electronic Devices | 2,576,066 |
| 563 | Trabelsi Company for the Import of Clothing, Fabrics and Textiles | 2,575,314 |
| 564 | Sama Alaryaf Company for the import of foodstuffs, vegetables and fresh fruits | 2,571,565 |
| 565 | Al-Shouf company for importing food materials | 2,566,009 |
| 566 | Libyana Company for the Import of Medicines and Medical Equipment | 2,552,842 |
| 567 | Allebyah Almotaheda Company for Wood Products Manufacturing | 2,550,354 |
| 568 | Shababek Alasema Company for Food Import | 2,533,563 |
| 569 | Al Tameer Company for the Import of Building Materials, Sanitary Materials and their Accessories | 2,520,117 |
| 570 | Allebyah Alkobrah Company for the Manufacture of Semolina and Flour | 2,508,835 |
| 571 | Al Omran Al Baher Company for the Import of Building Materials, Sanitary Materials and Accessories | 2,507,990 |
| 572 | Al Burj Almotawaset Company for the Import of Transportation and its Accessories | 2,502,395 |
| 573 | Al Buraq Air Transport Company J.S.C. | 2,500,608 |
| 574 | Asayadelah Company for the Import of Medicines and Medical Supplies | 2,485,477 |
| 575 | Asouod Almethali company for the import of transportation and accessories | 2,482,291 |
| 576 | Qalaa Al Mukhtar Company for Importing Computers and Accessories | 2,478,320 |
| 577 | Alwaha Company for the manufacture of paints, pastes and their accessories | 2,463,045 |
| 578 | Hamouda Factory for Manufacturing Ribbed Sheet | 2,460,139 |
| 579 | Kotot Algetha Almotahed Company for the Import of Food, Livestock and Meat | 2,452,235 |
| 580 | Wahet Rabiana Aldaolyah Company for the Import of Food Items | 2,450,998 |
| 581 | Al-Swani Company for Mills and Feed J.S.C. | 2,431,797 |
| 582 | Sama Almarai Company for Agricultural and Animal Investment | 2,431,182 |
| 583 | General Company for the manufacture of building materials, paints, plastics and raw materials | 2,429,829 |
| 584 | Telal Libya Company for the Import of Food Materials Dat Limited Liability | 2,403,809 |
| 585 | Zahra Libya Aleebayah Company for Importing Medical Equipment and Supplies | 2,403,213 |
| 586 | Wadi Al Hayat Company for Importing Raw Materials | 2,399,009 |

| | | |
|-----|-----------------------------------------------------------------------------------------------------|-----------|
| 587 | Rawafed Almustaqbal Company for Food Import | 2,397,472 |
| 588 | Al Marbi Company for the manufacture and grinding of feed and its derivatives | 2,395,119 |
| 589 | Al Kubra Al Hudayta Company for Feed Industry | 2,391,064 |
| 590 | Alfothol Company for the Import of Electrons and Household Materials | 2,388,634 |
| 591 | Alyaqout Company for Agricultural and Animal Production | 2,372,500 |
| 592 | Al Khaleej Al Zaher Group Company for Food Imports | 2,368,430 |
| 593 | Droub Al-Bayda Company for the import of machinery, agricultural supplies and their spare parts | 2,350,030 |
| 594 | Jusoor Al-Nahda Company for the import of food, livestock and meat | 2,330,148 |
| 595 | Al Noor Alhadetha Company for Food Import | 2,322,827 |
| 596 | Arth Alkhairat Coffee Manufacturing Company | 2,319,972 |
| 597 | Al Sewedy Electric International Business Company UAE | 2,317,595 |
| 598 | Tawasol Al Ghad Food Import Company | 2,315,730 |
| 599 | Drassaf Company for Marble and Granite Industry | 2,294,150 |
| 600 | Salalah Company for the manufacture of furniture, doors and windows | 2,281,820 |
| 601 | Bayut Al Ezz Company for Building Materials Industry | 2,280,263 |
| 602 | Asolb Factory for Ribbed Sheet Manufacture | 2,278,480 |
| 603 | Ajyad Libya Aloala Company for the Import of Building Materials, Sanitary Materials and Accessories | 2,263,150 |
| 604 | Dekheila Tourism Services Company | 2,243,605 |
| 605 | Al Haram Company for the manufacture of coatings and metal plastic packaging | 2,240,000 |
| 606 | Almassar Allibe Company for Importing Foodstuffs, Livestock and Meat | 2,235,490 |
| 607 | Alalem Aljadeed Company for the Import of Food, Livestock and Meat | 2,223,750 |
| 608 | Awardat Company for the Import of Food Items, Livestock and Meat | 2,219,010 |
| 609 | Taliah Company for the Import of Food | 2,206,155 |
| 610 | Khairat Al Sahel Company for Importing Livestock and Meat | 2,191,566 |
| 611 | Atlas Ataqnyah Company for Food Industries | 2,189,799 |
| 612 | Eshbelia Aljadeeda Company for Importing Cars and Spare Parts | 2,184,970 |
| 613 | Alraqaeq Alhaded Company for the Import of Livestock and Meat | 2,172,500 |
| 614 | Shorouk Libya Food Import Company | 2,167,555 |
| 615 | Almotahed Company for Aluminum, PVC and Decoration Industries | 2,165,600 |
| 616 | Akgetha Asehe Company for Food Import | 2,163,631 |

| | | |
|-----|---------------------------------------------------------------------------------------------------------------------|-----------|
| 617 | Asaheel Alhadeth Company for the Import of Food Materials and Meat | 2,150,000 |
| 618 | Atawasol Almotakemel Company for the Import of Building Materials | 2,144,472 |
| 619 | Aremal Asaheha company for the manufacture of feed and grinding grain | 2,138,264 |
| 620 | Emaar Al Badia Company for the Import of Building Materials, Sanitary Materials and Accessories | 2,121,365 |
| 621 | Al-Jira Company for the Import of Foodstuffs, Livestock and Meat | 2,120,549 |
| 622 | Alemtiaz Alhadeth Company for the Import of Building Materials, Sanitary Materials and their Accessories | 2,116,291 |
| 623 | Afaq Almajara the Import of Livestock and Meat | 2,111,600 |
| 624 | Alfekra Alhadetha Company for Food Import | 2,111,250 |
| 625 | Al Ghiran Aljadded Furniture Import Company | 2,109,884 |
| 626 | Al Zahra Company for the import of medical equipment, medicines, medical preparations and mother and child supplies | 2,100,032 |
| 627 | Dar Al Joud Company for the manufacture of cardboard, bags and paper envelopes | 2,100,000 |
| 628 | Alqayader Alalamyah Company for the Import of Livestock, Meat, Foodstuffs, Fruits and Vegetables | 2,097,500 |
| 629 | Sultan Plastic Industries Company | 2,083,770 |
| 630 | Almustakbal Plastic Industries Factory | 2,083,770 |
| 631 | Rama Aldayliah Company for the Import of Building Materials, Sanitary Materials and Accessories | 2,080,181 |
| 632 | Qwat Folad Company for the manufacture of hangars, prefabricated houses and metal forming | 2,075,028 |
| 633 | Biet Alazhar House Company for the manufacture of furniture and kitchens | 2,075,000 |
| 634 | Al Karam Company for Importing Cars and Spare Parts | 2,072,285 |
| 635 | Alwatanyah Steel Industries Factory | 2,068,505 |
| 636 | Goot Alyaom Company for Food Industry | 2,068,443 |
| 637 | Alhazel Almotamuez Company for the manufacture of sponge and mattresses Ltd. | 2,061,000 |
| 638 | Alroaya Almotaqadema Company for the import of food, livestock and meat | 2,055,753 |
| 639 | Al Manhal Company for the import of medicines, medical preparations and maternal and child supplies | 2,050,000 |
| 640 | Fanas company for printing packing and packaging materials | 2,031,830 |
| 641 | Almothe Company for the import of electrical and non-electrical appliances and materials and their spare parts | 2,022,568 |
| 642 | Alqema Company for the manufacture of nominal bricks | 2,019,357 |
| 643 | Alanthaema Almotaqadema Company for the Import of Electronic Devices, Accessories and Spare Parts | 2,006,200 |

| | | |
|-----|-----------------------------------------------------------------------------------------------------------------------------------------|-----------|
| 644 | Almasdar Alalameyah Food Import Company | 2,000,000 |
| 645 | Najma Aldayliyah Company for Importing Industry Materials and Raw Materials | 1,982,250 |
| 646 | Samal Afriqya Alalameyah Company for the Import of Appliances, Electrical and Non-Electrical Materials, Spare Parts and Appliances | 1,954,000 |
| 647 | Alsohol Alshamalyah Company for the Import of Building Materials and Sanitary Materials | 1,953,790 |
| 648 | Noor Al Amana Company for Importing Medicines and Supplies | 1,951,265 |
| 649 | Adam Aldawli Company for Contracting and Real Estate Investment | 1,946,905 |
| 650 | Nafidat Afriqya Company for the Import of Foodstuffs, Livestock and Meat | 1,937,555 |
| 651 | Naeem Baladi Food Import Company | 1,931,580 |
| 652 | Aljedar Company for Importing Cars and Spare Parts | 1,927,949 |
| 653 | Alemlaq Aldayliyah Company for the Import of Building Materials, Sanitary Materials and Accessories | 1,916,145 |
| 654 | Almajmoa Aldwlyah Company for the Import of Food, Fruits, Meat and Live Livestock | 1,904,008 |
| 655 | Alradwan Company for Importing Medicines | 1,899,067 |
| 656 | Zar Company for Manufacture of PVC and Aluminum | 1,875,000 |
| 657 | Droop Libya Aldayliyah Company for Plastic Industries | 1,870,500 |
| 658 | Alnowah Aldawliyah Company for the Import of Electrical and Non-Electrical Appliances and Spare Parts | 1,857,232 |
| 659 | Maraee Al-Batnan Company for Feed Industry | 1,848,439 |
| 660 | Garnab Company for the Import of Cars, Spare Parts, Oils and Grease | 1,844,126 |
| 661 | Alomah Amotaheda Company for Printing, Publishing, Media, Paper Industries and Packaging | 1,838,841 |
| 662 | Jabal Al Kouf Company for Importing Cars & Spare Parts | 1,837,329 |
| 663 | Rahma Libya Company for the manufacture of machinery, equipment and agricultural inputs and the assembly and installation of generators | 1,825,504 |
| 664 | Brofimi Almotawaset Feed Manufacturing Company | 1,811,052 |
| 665 | Alakahaf Company for the Import of Food Items, Livestock and Meat | 1,802,011 |
| 666 | Athmar Almotahed Food Import Company | 1,800,086 |
| 667 | Al Mansour Company for the manufacture of baby diapers | 1,799,279 |
| 668 | Badr Paper & Printing Products | 1,785,250 |
| 669 | Al Naseea Cleaning Materials Manufacturing Company | 1,771,060 |
| 670 | Asanad Alamen Sindh Security Company for the Import of Medical Equipment, Medicines, Medical Preparations and Mother and Child Supplies | 1,756,448 |

| | | |
|-----|-----------------------------------------------------------------------------------------------------|-----------|
| 671 | Mateen Company for Importing Cleaning Materials | 1,745,625 |
| 672 | Theyafet Libya Company for Importing Electronic and Electrical Appliances | 1,738,503 |
| 673 | Amjad Athane Cleaning Materials Industry Factory | 1,733,297 |
| 674 | Al-Badil Atebee Company for the Import of Medicines and Medical Equipment | 1,733,000 |
| 675 | Dar Al Wafa Food Import Company | 1,727,096 |
| 676 | Alasdeka Company for the processing and assembly of engines, trucks and trailers | 1,726,250 |
| 677 | Babel Alhadetah Company for the Import of Clothing, Textiles, Shoes and Leather Manufactures | 1,721,344 |
| 678 | Qaraji Company for the Import of Transportation and its Accessories | 1,716,104 |
| 679 | Rowad Al Jazeera Food Import Company Ltd. | 1,712,735 |
| 680 | Aljeel Alqadem Company for the Import of Medicines and Medical Equipment | 1,709,876 |
| 681 | Amwaj Ataef Company for the Import of Electronic and Electrical Devices | 1,707,821 |
| 682 | Al Ghadaq Company for the manufacture of cold rooms, freezing and adaptation | 1,700,366 |
| 683 | Toyoor Aljanah Company for the Import of Books and Stationery | 1,692,935 |
| 684 | Hogar Company for the Import of Building Materials, Sanitary Materials and Accessories | 1,692,892 |
| 685 | Adas Company for the Import of Electrical and Electronic Appliances and Accessories | 1,688,200 |
| 686 | Al Azima Company for Importing Joint Stock Food | 1,687,548 |
| 687 | Sama Altagadom Factory for the manufacture of doors, windows, balustrades and aluminum | 1,683,455 |
| 688 | Dar Altakassos Company for the Import of Electronic and Electrical Devices | 1,680,062 |
| 689 | Eiter Asharq Company for the Import of Cleaning Materials | 1,679,649 |
| 690 | Lipo Plast Plastic Industries Company | 1,662,204 |
| 691 | Alhafeda Aldoliah Company for the Import of Food, Livestock and Meat | 1,660,898 |
| 692 | Libya Baytna Company for the Import of Building Materials, Sanitary Materials and Accessories | 1,660,000 |
| 693 | Al Sawaed Al Samra Company for the import of building materials, sanitary materials and accessories | 1,638,596 |
| 694 | Almaeda Alraqia company for importing food | 1,634,089 |
| 695 | Alosoor Company for the Import of Clothing, Textiles and Leather Manufactures | 1,631,710 |
| 696 | Asahm Alamea Company for the Import of Building Materials and Sanitary Materials | 1,628,381 |

| | | |
|-----|-----------------------------------------------------------------------------------------------------------------------------------------|-----------|
| 697 | Assafeer Company for the Import of Machinery, Agricultural Inputs and Spare Parts | 1,627,658 |
| 698 | Adeqa Alamen Company for the Import of Transportation and its Accessories | 1,619,169 |
| 699 | Nafidat Alalam Aljadeed Import Company | 1,607,127 |
| 700 | Al Maamoura Company for Food Industries, Mills and Feed | 1,606,780 |
| 701 | Al-Rawi company for dairy industry and its derivatives | 1,606,250 |
| 702 | Libya Alhura Company for the Import of Generators, Machinery, Electrical Equipment and Spare Parts | 1,604,433 |
| 703 | Sah Leataqniyah Company for the import of books, stationery, tools and office equipment | 1,603,345 |
| 704 | Tandemira Steel Industries Company | 1,600,500 |
| 705 | Almalika Adahabya Company for the Import of Mother and Child Supplies | 1,570,530 |
| 706 | Arrouqa Almotaqadema Company for Importing Clothing, Textiles and Leather Manufactures | 1,568,000 |
| 707 | Al-Maqayyat Company for the import of electrical and non-electrical devices and materials, their spare parts and electronic devices | 1,565,344 |
| 708 | Al Fakhira Company for the Import of Food and Fruit Items | 1,561,691 |
| 709 | Aleamar Alhadeath Company for the Industry of Building Materials, and Cement | 1,560,883 |
| 710 | Alsatea Company for Importing Transportation and Accessories | 1,539,271 |
| 711 | Basmat Aljawda Company for the Import of Food, Livestock, Meat and Fruits | 1,537,500 |
| 712 | Dar Cortoba Company for the import of medical equipment, medicines, medical preparations and mother and child supplies | 1,533,900 |
| 713 | Sohol Libya company for the import of foodstuffs, livestock and meat | 1,530,571 |
| 714 | Al-Tahadon Company for the Import of Books and Stationery | 1,524,586 |
| 715 | Hadaeak Al Naseem Company for Food Industries | 1,522,945 |
| 716 | Fayoumi Company for Feed Industry and Grain Grinding | 1,520,000 |
| 717 | Noqtat Altawasol Company for Informatics and Technology | 1,516,232 |
| 718 | Al Rutail and his Partners Company for the manufacture of building materials and plastic pipee | 1,512,300 |
| 719 | Abu Adefel Company for Agricultural Services | 1,510,480 |
| 720 | Tenara Fishing and Canning Company | 1,510,417 |
| 721 | Al Ain Al Sahira Food Import Company | 1,495,106 |
| 722 | Almostaqbal Alwadeh Company for the Import of Mother and Child Supplies | 1,490,839 |
| 723 | Lebda Almahalia Company for the import of electrical appliances and materials and their spare parts, electronic devices and accessories | 1,480,541 |

| | | |
|-----|--------------------------------------------------------------------------------------------------------------------------------------|-----------|
| 724 | Neon Aleebayah Aldayliah Company for the Import of Food Items | 1,478,549 |
| 725 | Al Muthmar Food Import Company | 1,476,004 |
| 726 | Bayet Almaaden Company for the import of electrical and non-electrical appliances and materials and their spare parts | 1,474,148 |
| 727 | Al Bashaer Company for Importing Electrical Materials | 1,465,300 |
| 728 | Qemat Alezdehar Company for the import of mother and baby supplies | 1,447,941 |
| 729 | Adahabiyah Company for Poultry Farming, Production and Hatching of Eggs and Manufacture of Feed | 1,440,520 |
| 730 | Daleel Almotawaset Company for the Import of Foodstuffs, Livestock and Meat | 1,435,486 |
| 731 | Taqawi Company for the import of equipment, devices, medical preparations and mother and child supplies | 1,431,909 |
| 732 | Almahaseel Alebyah Company for Food Industries | 1,408,948 |
| 733 | Marjan Al Bahar Company for the Import of Frozen Fish, Livestock and Meat | 1,400,598 |
| 734 | Al Dhafra Company for the Import of Food Items, Livestock and Meat | 1,395,000 |
| 735 | Rama Alasliya Company for the Import of Building Materials, Sanitary Materials and Accessories | 1,390,527 |
| 736 | Um Al Rabie Company for Juices and Beverages Manufacturing | 1,375,723 |
| 737 | Alroua Alasreya Vision Company for the import of household items, appliances, electrical and non-electrical materials and appliances | 1,375,600 |
| 738 | Mafkarat Alard Company for the Import of Transportation and its Accessories | 1,374,091 |
| 739 | Al Barari Engineering Industries Company | 1,372,648 |
| 740 | Mukhtar Aljadeed Company for Importing Foodstuffs, Livestock and Meat | 1,371,563 |
| 741 | Alofoq Company for the Import of Medical Equipment, Medicines, Medical Preparations and Mother and Child Supplies | 1,368,515 |
| 742 | Midrar Engineering Company for General Contracting | 1,355,000 |
| 743 | Verona Food Import Company | 1,353,307 |
| 744 | Jewel Babel Company for the import of electronic, electrical and non-electrical appliances and their spare parts and accessories | 1,347,031 |
| 745 | Al Wefaq Almotajaded Company for the Import of Foodstuffs, Dairy and their Derivatives | 1,343,714 |
| 746 | Aletihad Alfelahi Company for the Import of Electrical Materials and Spare Parts | 1,337,500 |
| 747 | Adorak Company for the import of foodstuffs, fresh fruits, livestock, meat, tobacco and its derivatives | 1,334,363 |
| 748 | Hajer Libya Company for Marble Manufacturing | 1,333,592 |
| 749 | Riyaf Baladi Company for Food Import | 1,333,589 |
| 750 | Alsaba Alkadra Company Import Agricultural Supplies & Machinery | 1,333,569 |

| | | |
|-----|---------------------------------------------------------------------------------------------------|-----------|
| 751 | Alnokba Almothea Company for the import of building materials, sanitary materials and accessories | 1,330,000 |
| 752 | Alfardas Company for the Import of Food Materials | 1,327,958 |
| 753 | Aburweila Factory for the manufacture of household materials from plastic | 1,322,719 |
| 754 | Alnesir Company for the Import of Medicines and Medical Equipment | 1,322,392 |
| 755 | Arwad Company for the Import of Oils and Automotive Grease | 1,320,000 |
| 756 | Alnargis Adayliah Company for Importing Mother and Child Supplies | 1,317,176 |
| 757 | Atlas Alalamyah Company for Importing Medicines | 1,313,948 |
| 758 | Dar Al , Tijara Company for the Import of Foodstuffs, Livestock and Meat | 1,307,873 |
| 759 | Alqalaa Alkubra Company for the Import of Agricultural Inputs and Spare Parts | 1,303,294 |
| 760 | Libya Alwatanyah Company for the Import of Building Materials | 1,296,568 |
| 761 | Almothla Aldaelia Company for Importing Livestock and Meat | 1,296,016 |
| 762 | Sultana Company for the Import of Foodstuffs, Livestock and Meat | 1,295,000 |
| 763 | Kaflos Shipping Agencies Company | 1,294,974 |
| 764 | Alhatef Almomtaz Company for the Import of Electronic Devices and Accessories | 1,288,812 |
| 765 | Alwatanyah Company for Optimism for Hatchery and Poultry Farming | 1,279,200 |
| 766 | Tiber Libya Plastic Industries Co. | 1,278,289 |
| 767 | Ghadames Air J.S.C | 1,277,000 |
| 768 | Aleem Food Import Company | 1,276,517 |
| 769 | Zaman Libya Company for the manufacture and assembly of electronic and electrical appliances | 1,276,000 |
| 770 | Gharyan Adayliah Company for the Import of Electrical and Electronic Appliances and Materials | 1,271,778 |
| 771 | Alalamyah Aljaddeda Company for Importing Building Materials | 1,262,499 |
| 772 | Albena Alfaker Alaoal Company for Building Materials Industry | 1,259,297 |
| 773 | Alfadaeyat Company for the Import of Electronic Devices | 1,253,231 |
| 774 | Al Manar Company for Importing Machinery and Agricultural Inputs Joint Stock | 1,252,344 |
| 775 | Safenat Algetha Company for Food Import | 1,248,000 |
| 776 | Dunia Aseha Company for Importing Medicines | 1,246,235 |
| 777 | Sanabel Alkier Company for Importing Food Materials | 1,245,734 |
| 778 | Aman Al Ghad Company for Importing Food, Livestock and Meat | 1,235,935 |
| 779 | Almahaseel Algethaeyah Company for the Import of Food Materials | 1,233,888 |

| | | |
|-----|----------------------------------------------------------------------------------------------------------------------------|-----------|
| 780 | Essam and his Partners Coffee Industry Company | 1,231,740 |
| 781 | Almaghreb Pharma Company for the Import of Medicines, Medical Preparations and Mother and Child Supplies | 1,230,029 |
| 782 | Azya Libya Company for Clothing, Haberdashery and Leather Manufactures | 1,228,087 |
| 783 | Al Amal Group Company for Importing Cleaning Materials | 1,225,527 |
| 784 | Jood Benghazi Food Import Company | 1,221,300 |
| 785 | Almethali Alhadeeth Company for the Import of Appliances and Electrical and Non-Electrical Materials and Their Spare Parts | 1,220,129 |
| 786 | Sadeem Adawliyah Company for the Import of Foodstuffs, Livestock and Meat | 1,212,200 |
| 787 | Asahm Alabyath Company for Mills and Feed | 1,211,813 |
| 788 | Hadeer Al Wadi Company for the import of food, livestock and meat | 1,204,857 |
| 789 | Al Baydan Company for Importing Transportation and Tires | 1,200,128 |
| 790 | Athwa Acacus Company for the Import of Food Materials | 1,200,000 |
| 791 | Al Jadwa Alalamyah Company for the Import of Clothing and Textiles Leather Manufactures Ltd. | 1,187,405 |
| 792 | Alam Ataqnyah Company for the manufacture of paper and plastic cups | 1,184,584 |
| 793 | Marhaba Food Import Company | 1,181,956 |
| 794 | Al-Badil Company for the Import of Electronic Devices and Accessories | 1,180,482 |
| 795 | Kertal Asahelia Company for the Import of Food and Fruits | 1,175,375 |
| 796 | Saraya Alalamyah Company for Wood Industries | 1,175,000 |
| 797 | Al Harith Feed Industry Company | 1,174,588 |
| 798 | Atamween Alwatanee Company for Food Industry | 1,163,744 |
| 799 | Alqalaa Alhadetha Company for Food Import | 1,161,648 |
| 800 | Andra Cleaning Materials Manufacturing Company | 1,160,788 |
| 801 | Najma Al Forsan Food Import Company | 1,160,450 |
| 802 | Alsahal Almotaqadem Company for Food Import | 1,152,287 |
| 803 | Qasr Al Sudair Company for Importing Ceramics and Building Materials | 1,151,862 |
| 804 | Almezan Adahabe Company for Building Materials Manufacturing | 1,141,375 |
| 805 | Ahabaa Adahabya Company for Rice Filtering and Grinding Grains | 1,130,600 |
| 806 | Al Quwairi Steel Industries Company | 1,127,754 |
| 807 | Alqalaa Company for the manufacture of soap and cleaning materials | 1,125,429 |
| 808 | Carthage Alalameyah Food Import Company | 1,123,575 |

| | | |
|-----|--------------------------------------------------------------------------------------------------------------------------------------------|-----------|
| 809 | Al Omran Company for Iron Industry of all kinds and forms | 1,119,078 |
| 810 | Ataqnyah Aljadeedah Company for the Import of Medicines, Medical Equipment, Mother and Child Supplies | 1,107,600 |
| 811 | Alnesir Adahabi Amotajadded Company for the Import of Electrical and Household Materials | 1,102,962 |
| 812 | Samnou Company for the Industry, Packaging and Processing of Foodstuffs, Legumes, Nuts and Coffee Ltd. | 1,100,719 |
| 813 | Kenzi Company for the import of medical equipment, medicines, medical preparations and mother and child supplies | 1,084,644 |
| 814 | Wadi Al-Nama Company for the Import of Machinery, Agricultural Inputs and Spare Parts | 1,083,550 |
| 815 | Alaqalaa Company for Importing Agricultural Inputs J.S.C. | 1,080,000 |
| 816 | Alalamyah Prefabricated Buildings Company | 1,079,541 |
| 817 | Alfa Adawliah Food Import Company | 1,077,633 |
| 818 | Al Shaheen Allebyah Company for Internal and External Passenger Transport Ltd. | 1,075,143 |
| 819 | Al Resala Food Import Company | 1,057,998 |
| 820 | Barnik Alhadeeth factory for aluminum and PVC industry | 1,057,080 |
| 821 | Sawaed Al , Quwa Company for Importing Heavy Equipment and Machinery | 1,056,380 |
| 822 | Sarai factory for the manufacture of doors and windows from aluminum | 1,056,341 |
| 823 | Shams Al Rabie Company for Dairy Manufacturing and its Derivatives | 1,051,198 |
| 824 | Rabiana Almotaheda Company for Importing Personal Care Supplies | 1,048,683 |
| 825 | Al Salsal Company for Importing Foodstuffs and Fresh Fruits | 1,046,573 |
| 826 | Dar Al , Khebra Company for Importing Vehicles and Spare Parts | 1,046,053 |
| 827 | Almozaea Allibee Poultry Company | 1,041,034 |
| 828 | Alajneha Almotaleqa Company for the import of electrical and non-electrical appliances and materials and their spare parts and elk devices | 1,039,338 |
| 829 | Saqi Company for Packaging Water, Oils, Beverages and All Food Items | 1,030,668 |
| 830 | Nofoth Almotaheda Company for Food Imports | 1,029,500 |
| 831 | Sakrat Ghat Company for the Import of Building Materials, Sanitary Materials and Accessories | 1,029,000 |
| 832 | Alosra Almethalia Company for Food Industries | 1,028,013 |
| 833 | Alarabya Adaema Company for the Import of Electronic and Electrical Devices | 1,017,618 |
| 834 | Almothalathat Company for Food Industries J.S.C. | 1,017,280 |
| 835 | Alyaqota Group Company for the Import of Electrical and Non-Electrical Appliances and Materials and Spare Parts and Electronics Devices | 1,015,810 |

| | | |
|-----|-----------------------------------------------------------------------------------------------------------------|-----------|
| 836 | Al Kais Company for Plastic Industries | 1,013,610 |
| 837 | Al Qatamir Company for Water and Soft Beverages Bottling | 1,013,031 |
| 838 | Al Ain Company for Food Industries, Water Packaging and Juices | 1,012,365 |
| 839 | Thaman Aljawda Company for Food and Meat Import | 998,965 |
| 840 | Al Sharq Company for the Import of Electrical and Non-Electrical Appliances and Materials and Spare Parts | 986,804 |
| 841 | Al Banyan Alaali Company for the manufacture of doors, steel windows, aluminum and PVC | 979,364 |
| 842 | Tamasi Company for the Import of Mother and Child Supplies Ltd. | 974,486 |
| 843 | Fan Ashahen Company for Shipping Agencies | 973,420 |
| 844 | Maraya Algetha Company for the Import of Foodstuffs, Livestock and Meat | 972,148 |
| 845 | Rawasin Alhadetha Company for the Import of Foodstuffs, Livestock and Meat | 967,050 |
| 846 | Alalamyah Company for Confectionery and Food Manufacturing | 965,505 |
| 847 | Masarat Ataqnyah Company for Information Technology and Financial Services J.S.C. | 963,713 |
| 848 | Alnagda Alwatanyah Company for Importing Transportation and Accessories | 961,629 |
| 849 | Agtheyat Libya Company for Importing Livestock and Meat | 959,500 |
| 850 | Almoheet Company for the import of electrical and non-electrical appliances and materials and their spare parts | 956,043 |
| 851 | Amostaqbal Pump Manufacturing and Assembly Company | 956,038 |
| 852 | Alzad Alalamyah Company for Food Industry | 952,053 |
| 853 | Noor Trabulis Company for the manufacture of doors, windows, aluminum, PVC and its accessories | 946,000 |
| 854 | Alwadi Adahabi Company for the Import of Food Items, Fresh Fruits and Livestock | 942,052 |
| 855 | Boheira Company for the Import of Septic Materials | 939,625 |
| 856 | Wahiba and his Partners Company for the Import of Food, Livestock and Meat | 937,821 |
| 857 | Dawajen Libya Company for Poultry, Breeding, Packaging and Marketing | 937,650 |
| 858 | Bab Afriqya Aljededa Company for Food Industries | 932,750 |
| 859 | Liptos Company for the Import of Household and Electrical Materials | 932,300 |
| 860 | Etlalat Al-Khair Company for Feed and Flour Industry | 931,124 |
| 861 | Opal Alalamyah Company for the Import of Building Materials, Sanitary Materials and Accessories | 930,600 |
| 862 | Al Raya Company for Agricultural Production | 928,512 |

| | | |
|-----|---------------------------------------------------------------------------------------------------------------------|---------|
| 863 | Alertibat Aadaem Company for Plastic Industries | 925,397 |
| 864 | Allebyah Group Company for the Import of Air Conditioning and Heating Systems | 925,127 |
| 865 | Al Zain Aldayliah Food Import Company | 916,717 |
| 866 | Arzaq Al Motawaset Company for the Import of Foodstuffs, Livestock and Meat | 911,652 |
| 867 | Bashaer Alfateh Company for Importing Goods and Foodstuffs | 910,363 |
| 868 | Alkaleej Group Company for Building Materials Manufacturing and Clinker Grinding | 908,961 |
| 869 | Al Hayes Company for the Import of Clothing, Textiles and Leather Manufactures | 905,350 |
| 870 | Abwab Alfateh Company for the import of stationery and stationery | 904,459 |
| 871 | Alsadra Almotaheda Food Import, Livestock and Meat Company | 903,923 |
| 872 | Alkazef Company for Import, Building Materials and Sanitary Materials | 902,967 |
| 873 | Almeamar Atam Company for the Import of Electrical Appliances and Materials | 902,070 |
| 874 | Korothshy Aluminium & PVC Manufacturing Company | 898,801 |
| 875 | Danube Food Import Company | 897,180 |
| 876 | Keyah Aldawliah Company for Information Technology, Communication Systems, Systems and Technical Consulting | 896,700 |
| 877 | Almarkaz Allebi Computer Center Company | 895,687 |
| 878 | Libyana Aldawlyiah Shipping Agencies | 872,940 |
| 879 | Al Baqa Company for the Import of Clothing and Textiles | 855,735 |
| 880 | Noor Al-Istiqama Company for the import of medicines, preparations, medical equipment and mother and child supplies | 852,837 |
| 881 | Almeqdam Company for Steel Production | 852,355 |
| 882 | Canary company for Pharmaceuticals and Veterinary Pharmaceuticals | 849,004 |
| 883 | Alintilaq Ahura Adaema Company for the import of cars and their spare parts | 845,168 |
| 884 | Matla Alfajir Company for the Import of Cleaning Materials and Ornamental Materials | 845,085 |
| 885 | Aljwada Almotamayza Company for Sponge Industry | 844,960 |
| 886 | Eiter Alwarad Company for Chemical Industries and Cleaning Materials | 841,690 |
| 887 | Atheyafa Allebyah Company for the Manufacture of Food and Beverage Materials | 839,720 |
| 888 | Sawari Oil Services Company | 836,685 |
| 889 | Almathmona Company for the Import of Building Materials and Sanitary Materials | 835,757 |

| | | |
|-----|-----------------------------------------------------------------------------------------------------------------------------|---------|
| 890 | Khairat Almotawaset Alalameyah International Company for the Import of Food, Livestock and Meat | 832,327 |
| 891 | Alqaser Almalaki Company for the Import of Medical Equipment, Medicines, Medical Preparations and Mother and Child Supplies | 830,275 |
| 892 | Aber Alalam furniture manufacturer | 824,610 |
| 893 | Alenma Alhadetha Company for Glass, Aluminum and PVC Industry | 821,000 |
| 894 | Albehar Aldawliah Company for Importing Medical Equipment | 820,020 |
| 895 | Jabal Al Noor Company for the Import of Clothing, Textiles and Leather Manufactures | 818,124 |
| 896 | Akeda company for importing electrical materials | 817,329 |
| 897 | Dat Alremal Company for Food Import | 815,313 |
| 898 | Bohairat Lake Saraya Company for the import of electrical and non-electrical appliances and materials and their spare parts | 814,709 |
| 899 | Alahlam Assaeda Company for the Import of Clothing and Leather Manufactures | 802,950 |
| 900 | Al-Tafawaq Company for the import of electrical and non-electrical appliances and materials and their spare parts | 800,088 |
| 901 | Al Batnan Company for Importing Veterinary Medicines | 797,997 |
| 902 | Atanmeya Company for the Import of Oil Equipment and Equipment | 794,000 |
| 903 | Asia Company for the Import of Medicines and Medical Equipment | 792,416 |
| 904 | Alhaql Alakdar Company for the Import of Agricultural Inputs and Spare Parts | 789,828 |
| 905 | Al Rabie Company for the manufacture of paints and pastes | 787,765 |
| 906 | Tawasol Company for the manufacture of prefabricated housing, hangars and cold rooms | 787,546 |
| 907 | Al Manara Aldawaeya Company for the import of medicines, medical preparations and mother and child supplies | 785,659 |
| 908 | Million Mobile Company for the import of electrical, non-electrical and electronic appliances and accessorie | 780,000 |
| 909 | Al Manara Al Mutalaq Company for the manufacture of cleaning materials | 776,974 |
| 910 | Bin Faraj Company for Importing Tires and Appliances Ltd. | 776,109 |
| 911 | Masdar Libya Company for Importing Building Materials | 775,960 |
| 912 | Qaser Almanara Furniture Import Company | 770,897 |
| 913 | Rokn Aljazeera company for importing cleaning materials | 768,600 |
| 914 | Al Salwa Company for Food Industries, Water Documentation and Plastic Finger Industry | 765,885 |
| 915 | Kandy Company for the Import of Food, Livestock and Meat | 754,518 |
| 916 | Al-Kale Al-Wafi Company for the Import of Food, Livestock and Meat | 750,453 |

| | | |
|-----|-------------------------------------------------------------------------------------------------------|---------|
| 917 | Atathamon Alarabi Company for Food Industries | 750,276 |
| 918 | Rabie Al Darb Company for Importing Transportation and its Accessories | 747,636 |
| 919 | Aleambarator Azerae Company for the Import of Agricultural Machinery and Inputs | 745,975 |
| 920 | Aljawda Almotakamela Company for the Import of Machinery, Agricultural Inputs and Spare Parts | 745,522 |
| 921 | Atamauz Alarabe for the Import of Building Materials, Sanitary Materials and Accessories | 740,000 |
| 922 | Istiqlal Company for the Import of Food Materials | 738,245 |
| 923 | Almasar Almotahed Company for Importing Transportation and Accessories | 734,225 |
| 924 | Atefel Aljadded Company for the Import of Medicines, Medical Preparations and Pain and Child Supplies | 734,063 |
| 925 | Hoqool Algetha Company for Importing Livestock and Meat | 733,452 |
| 926 | Rawabet Alata Company for Building Materials Industry | 731,468 |
| 927 | Estelle Adawlyah Steel Industries Company | 731,403 |
| 928 | Emaar Company for the manufacture of ribbed sheet | 728,402 |
| 929 | Al Shatha Company for Importing Medicines and Medical Equipment | 718,402 |
| 930 | Athamarat Allebyah Company for the Import of Foodstuffs, Fruits and Meat | 718,121 |
| 931 | Najma Al Diaa Company for Importing Food Items | 718,080 |
| 932 | Al-Badr Almothee Company to Import Food Materials, Livestock and Meat | 712,885 |
| 933 | Noor Bilad Company for the Import of Food Items, Livestock and Meat | 712,088 |
| 934 | Alkaokab Adahabi Company for the import of electronic devices, accessories and spare parts | 706,335 |
| 935 | Aloanfwan Company for the Import of Food, Livestock and Meat | 704,947 |
| 936 | Azaytoona Alkadra Company for the Import of Machinery, Agricultural Inputs and Spare Parts | 701,910 |
| 937 | Alfonon Company for the Import of Books and Stationery | 699,837 |
| 938 | Alrimal Allebyah Company for Importing Transportation and Accessories | 698,416 |
| 939 | Al Saree Food Import Company | 698,071 |
| 940 | Alostora Allebeyah Company for Food Imports | 696,815 |
| 941 | Al-Awafi Company for the Import of Food Items, Livestock and Meat | 695,285 |
| 942 | Rawas Alhadetha Company for the Manufacture of Building Materials | 691,425 |
| 943 | Rehab Almadena Alfathela Company for the Import of Food, Livestock and Meat | 683,555 |
| 944 | Alassala Araeda company for importing furniture | 681,700 |

| | | |
|-----|-------------------------------------------------------------------------------------------------------------------------------------------|---------|
| 945 | Amedat ataqā Company for the import of electrical and non-electrical devices and materials, their spare parts and electronic devices | 680,578 |
| 946 | Suwanee Food Industries Company | 680,021 |
| 947 | Al , Tariq Company for Importing Agricultural Inputs | 679,236 |
| 948 | Alenara Albyda Company for the import of electrical appliances and materials and their spare parts and electronic devices and accessories | 675,755 |
| 949 | Alwaha Alasrya Company for the import of electrical and non-electrical appliances, their spare parts and electronic devices | 670,915 |
| 950 | Mansoura Food Materials Import Company Ltd. | 670,111 |
| 951 | Asahare Aljadeda Company for Steel Industries | 668,308 |
| 952 | Shahbandar Company for the Import of Food, Livestock and Meat | 667,300 |
| 953 | Alshames Almoshriqa Company for the Import of Medical Equipment, Medicines and Preparations | 665,707 |
| 954 | Alhelal Assenaee Industrial Steel Company | 664,186 |
| 955 | Al Sharif Group Company for the Import of Building Materials, Sanitary Materials and Accessories | 663,756 |
| 956 | Al-Fawaris Company for the Import of Cars and Spare Parts | 660,305 |
| 957 | Neptune Ataauniah Company for the Import of Food, Livestock and Meat | 652,090 |
| 958 | Al Jadida Food Industries Company | 649,471 |
| 959 | Manarat Alomara Company for the Import of Food, Livestock and Meat | 648,285 |
| 960 | Al-Leuth Company for the Import of Food Items, Livestock and Meat | 641,125 |
| 961 | Alantha Alkahrabaeya Almotaqadema Company for Communications, Information Technology, Security and Safety Systems | 637,770 |
| 962 | Medica Company for the import of medicines, medical preparations and mother and child supplies | 634,885 |
| 963 | Alhadaek Alhadetha Company for the Import of Agricultural Equipment | 632,037 |
| 964 | Alfateh Althahabya Company for the Import of Electrical and Non-Electrical Appliances and Spare Parts | 629,341 |
| 965 | Al Bahja Company for Importing Household Items | 628,836 |
| 966 | Albedaya Alebeeyah Company for Plastic Industries | 628,626 |
| 967 | Almawada Alhadetha Company for the import of electrical and non-electrical appliances and materials and their spare parts | 627,938 |
| 968 | Atheyafa Allebyah Company for Food Import | 625,234 |
| 969 | Zad Asafar Company for the import of means of transportation and its accessories, tires, batteries and spare parts | 625,158 |
| 970 | Etihad Alazyaa Company for the Import of Clothing, Manufactures and Leather Haberdashery | 623,127 |
| 971 | Alrayhan Company for the Import of Medical Equipment, Medicines, Medical Preparations and Mother and Child Supplies | 620,400 |

| | | |
|-----|--------------------------------------------------------------------------------------------------------------------------------------------|---------|
| 972 | Shamal Afriqya Aldawliah Company for the Import of Generators, Spare Parts and Electrical and Electronic Equipment | 620,173 |
| 973 | Alselsela Almethalia Company for the Import of Building Materials and Sanitary Materials | 617,002 |
| 974 | Alwataneyah Allebyah Food Import Company | 616,619 |
| 975 | Reef Food Import Company | 615,447 |
| 976 | Alshomos factory for the manufacture of doors and windows of aluminum and PVC | 613,418 |
| 977 | Zad Al , Aseel Food Import Company | 610,375 |
| 978 | Yeshfin Adawliah Company for Importing Veterinary Medicines and Serums | 604,794 |
| 979 | Daemat Alreyada company for the import of medical equipment and supplies by category No. 2 | 604,310 |
| 980 | Al-Qaws Alalameyah Company for the import of means of transport and its accessories, oils and greases | 601,700 |
| 981 | Alrasek company for the import of building materials, sanitary materials and accessories | 600,745 |
| 982 | Almetal Company for the Import of Building Materials and Sanitary Materials | 597,775 |
| 983 | Almansoura Libya Food Industries Company | 594,540 |
| 984 | Alarabya Company for the Import of Building Materials, Sanitary Materials and Accessories | 594,139 |
| 985 | Sultan Al Khair Company for Importing Food Materials | 592,817 |
| 986 | Al Eyadi Building Materials Manufacturing Company | 591,400 |
| 987 | Al-Ahram Factory for the manufacture of floor tiles | 589,250 |
| 988 | Aletar Alamen Company for Importing Tires, Cleaners and Car Accessories | 588,509 |
| 989 | Dades company for mills, feed and rice mills | 587,367 |
| 990 | Allebyah Alasreya Company for the Import of Medicines, Equipment, Medical Preparations and Mother and Child Supplies | 587,135 |
| 991 | Tameer Albena Company for the Import of Building Materials, Sanitary Materials and Accessories | 585,532 |
| 992 | Al Rowad Factory for Aluminium and P.V.c Manufacturing | 585,035 |
| 993 | Medico Company for the import of medicines, equipment, medical preparations and mother and child supplies | 584,023 |
| 994 | Belhaj Alalameyah Company for the manufacture of doors, windows and decoration accessories | 582,400 |
| 995 | Dari Company for the import of electrical and non-electrical appliances and materials, their spare parts, electronic devices and accessory | 579,028 |
| 996 | Alnama Alfelahi Company for the Import of Agricultural Materials and Inputs and Spare Parts | 576,557 |
| 997 | Al-Majd Company for the import of electrical and non-electrical appliances and materials and their spare parts | 576,320 |

| | | |
|------|--------------------------------------------------------------------------------------------------------------------------------|---------|
| 998 | Moqawalat Company for Building Materials Industry | 576,246 |
| 999 | Salalah Company for the import of building materials, sanitary materials and their accessories, cement, iron and building wood | 574,460 |
| 1000 | Alraed Group Company for the Manufacture of Cups and Café Supplies | 572,478 |
| 1001 | Jannah Al Khairat Company for Food Import | 570,745 |
| 1002 | Zahrat Al Ferdous Company for Importing Food Items | 564,244 |
| 1003 | Nessma Company for the Import of Air Conditioning and Heating Systems | 561,295 |
| 1004 | Al-Mukhtar and his Partners Company for the import of cars and their spare parts | 558,900 |
| 1005 | Al Yaqeen Adawli Company for the Import of Foodstuffs, Livestock and Meat | 558,727 |
| 1006 | Noor Al Sharq Food Import Company | 558,279 |
| 1007 | Taqweer Company for the manufacture of PVC and aluminum doors and windows | 551,978 |
| 1008 | Almajd Company for the import of means of transport and its accessories | 547,730 |
| 1009 | Azdo Company for the Import of Medical Equipment, Medicines, Medical Preparations and Mother and Child Supplies | 546,815 |
| 1010 | Al-Emad Al-Bahera company for importing food materials | 545,000 |
| 1011 | Taj Al Afafa Company for the Import of Food and Supply Commodities | 543,368 |
| 1012 | Alnahr Aljare Company for Poultry Farming and Egg Production | 541,956 |
| 1013 | Al Mada Passenger Transport Company | 537,613 |
| 1014 | Al-Kunduz Company for the manufacture of furniture, doors, windows and accessories | 537,011 |
| 1015 | Atalooq Albaher Company for the import of electronic, household and electrical materials and accessories | 533,190 |
| 1016 | Arokon Adahaby Company for the Import of Food, Livestock and Meat | 531,330 |
| 1017 | Al Safaa Al Kamel Company for Aluminium Industry, PVC and Accessories | 531,003 |
| 1018 | Majmoat Almotaheda Alalameyah Company for the Import of Electrical Appliances | 530,326 |
| 1019 | Pharmalis Libya Company for the Import of Medicines and Medical Equipment | 529,489 |
| 1020 | Freesh Company for the Import of Food, Livestock and Meat | 527,200 |
| 1021 | Rabie Almotawasset Company for Industries and Metal and Electrical Works | 527,113 |
| 1022 | Majmooat Areyada Alaola Company for the Import of Food, Livestock and Meat | 524,000 |
| 1023 | Adeqa Alareqa Company for the import of clothing, textiles and leather manufactures | 520,943 |
| 1024 | Aljawda Adawliyah Aljadeeda Company for the Import of Foodstuffs, Livestock and Meat | 519,219 |

| | | |
|------|---------------------------------------------------------------------------------------------------------------------------------|---------|
| 1025 | Alhadaf Assame Company for the Import of Household and Electrical Materials | 519,050 |
| 1026 | Majmoat Qar Libya Company for Importing Transport, Accessories and Spare Parts | 518,125 |
| 1027 | Bareeq Al-Asr Aldawlah Company for the Import of Building and Sanitary Materials and Accessories | 516,428 |
| 1028 | Albondokeya Company for the Import of Food | 515,480 |
| 1029 | Mefaza Petrochemical Industries Company | 515,295 |
| 1030 | Al Jouri Group Company for Food Import | 511,129 |
| 1031 | Abu Al-Bint Company for Packing, Bagging and Packaging of Grains, Legumes and Nuts | 508,000 |
| 1032 | Aljabal Alabyath Company for the Import of Building Materials, Sanitary Materials and Accessories | 506,094 |
| 1033 | Al Arabi Group Company for Importing Medical Equipment | 505,148 |
| 1034 | Zahrat Alekleel Company for the import of medical equipment, medicines, medical preparations and mother and child supplies | 503,791 |
| 1035 | Alwaseya Food Import Company | 503,415 |
| 1036 | Thmar Food Import Company | 502,524 |
| 1037 | Taj Al Hayat Company for Importing Electrical and Electronic Appliances and Accessories | 500,338 |
| 1038 | Jusoor Atejara Company for the Import of Food Materials and Live Animals | 500,000 |
| 1039 | Nokbat Almohandessen Company for Mills, Pasta and Feed | 499,801 |
| 1040 | Nokbat Alestehmar Azeraee Ltd. | 497,348 |
| 1041 | Sunwan Electronic Company for the import of electronic devices and electrical and non-electrical materials | 496,699 |
| 1042 | Almotafawek Company for Importing Electrons | 494,550 |
| 1043 | Alatwar Company for Importing Electrical Systems | 493,695 |
| 1044 | Belhaj Alalameyah Refrigerant Manufacturing Company | 490,103 |
| 1045 | Rupia Medical Equipment & Supplies Import Company | 488,289 |
| 1046 | Bayader Al Naama Food Industries Company | 483,600 |
| 1047 | Alinma Altathanomya Company for the Import of Building Materials | 480,706 |
| 1048 | Condor Libya Company for the Import of Electrical and Non-Electrical Appliances and Spare Parts, Electronic Appliances and Salt | 480,575 |
| 1049 | Afaq Atadweer Company for Aluminum Industry and PVC | 478,968 |
| 1050 | Alwaha Pharma Company for the import of medicines and maternal and child supplies | 476,736 |
| 1051 | Atejara Almotamaieza Company for Food Import | 475,579 |

| | | |
|------|------------------------------------------------------------------------------------------------------------------------------------------|---------|
| 1052 | Sorman Alhadetha Company for Building Materials and Ceramics Industry | 475,001 |
| 1053 | Alrebat Alwatheeq Company for the Import of Moshe and Meat | 472,835 |
| 1054 | Al Jawhara Aldawlyah Food Import Company | 471,349 |
| 1055 | Alsard factory for the manufacture of empty box and metal anatomy | 471,221 |
| 1056 | Almasa Aljadeeda Company for the Import of Food, Meat and Livestock | 471,205 |
| 1057 | Rayat Al Nasr Company for Importing Food Items and Fresh Fruits | 469,715 |
| 1058 | Kat Alahlam Company for Food Import | 468,848 |
| 1059 | Almoktas Company for the Import of Medical Equipment and Supplies | 467,470 |
| 1060 | Al Nahda Factory for the manufacture of prefabricated housing | 466,516 |
| 1061 | Nojoom Belhaj Company for the import of electrical and non-electrical appliances and materials, their spare parts and electronic devices | 463,561 |
| 1062 | Al-Azm Company for the import of medicines, medical preparations and maternal and child supplies | 463,222 |
| 1063 | Atanmya Alhandasyah Company for Trailer Industry | 462,691 |
| 1064 | Al Hilal Company for the import of electrical and non-electrical appliances and materials and their spare parts | 462,500 |
| 1065 | Al Tamouh Al Arabi Food Import Company | 460,000 |
| 1066 | Alwaha Alebeyah Company for the Import of Food Items, Livestock and Meat | 460,000 |
| 1067 | Albena Araseek Company for the Import of Building Materials, Sanitary Materials and their Accessories | 457,651 |
| 1068 | Alkafaa Alfaeka Company for the Installation and Maintenance of Electrical and Mechanical Appliances Dat Liability Ltd. | 456,665 |
| 1069 | Sama Ataqadom Company to manufacture doors, windows and decorations from aluminum, PVC, wood and gypsum board | 455,768 |
| 1070 | Abeskel Company for the Import of Electrical and Household Materials | 454,300 |
| 1071 | Wabel Alkeer Company for the Import of Foodstuffs, Livestock and Meat | 454,080 |
| 1072 | Shams Al Khaleej Medical Equipment Import Company | 451,060 |
| 1073 | Amothee Company for Importing Household and Electrical Materials | 450,750 |
| 1074 | Qarara Company for the manufacture of marble, granite and building materials | 450,000 |
| 1075 | Alriyadh Alleebyah Company for the Import of Transportation and its Accessories | 447,625 |
| 1076 | Granada Company for the Import of Agricultural and Contemporary Machinery and its Accessories and Spraying and Irrigation Machines | 443,982 |
| 1077 | Annaba International Company for the Import of Food Items, Livestock and Meat | 442,515 |
| 1078 | Al-Abar Adawlyah Petroleum Services Company is a subsidiary of Natco Group Trading & Investments Holding Company | 438,981 |

| | | |
|------|----------------------------------------------------------------------------------------------------------------------------------|---------|
| 1079 | Aldar Allebyah Company for the Import of Food, Fruits, Meat and Livestock | 435,225 |
| 1080 | Afnan Aljadeddah Company for the Import of Foodstuffs, Livestock and Meat | 434,262 |
| 1081 | Diwan Company for the Import of Medicines, Equipment and Medical Supplies | 431,340 |
| 1082 | Atareeq Adawliah Company No Import of Food, Livestock and Meat | 429,345 |
| 1083 | Alharrouj Aleebayah Company for Importing Transportation and Accessories | 424,452 |
| 1084 | Al Hilal Food Industries Company | 424,000 |
| 1085 | Almajmoaa Almotaheda Alalamyah Heavy Equipment Import Company | 421,732 |
| 1086 | Qaser Alkaleel Company for the Import of Electrical and Non-Electrical Appliances, Materials, Electronic Devices and Spare Parts | 420,219 |
| 1087 | Hall Marble and Granite Manufacturing Company | 420,000 |
| 1088 | Atanmeya Company for Plastic Pipe Manufacturing | 419,747 |
| 1089 | Eitar Alsonober Company for the import of cleaning materials and decorative materials | 419,250 |
| 1090 | Sovana Company for the Import of Food Items, Livestock and Meat | 417,796 |
| 1091 | Alethar Adaem Company for the Import of Foodstuffs, Livestock and Meat | 417,250 |
| 1092 | Alwasat Allebee Comapy for importing food Ltd. | 417,249 |
| 1093 | Anojoom Aljaddeda Company for Food Industry | 413,594 |
| 1094 | Gelnar Company for the Import of Medicines and Medical Equipment | 411,042 |
| 1095 | Asemet Company for the import of medicines, medical equipment, medical preparations and mother and child supplies | 409,098 |
| 1096 | Al Yamamah Al Bayda Company for Food Import | 408,337 |
| 1097 | Alekwa factory for making doors and windows from aluminum | 408,000 |
| 1098 | Alkosoba Company for Fertilizer Import | 406,352 |
| 1099 | Zluza Company for the Import of Food Materials | 401,595 |
| 1100 | Almarfa Company Import Fishing Equipment | 399,724 |
| 1101 | Libya Alwatanyah Aloala Company for Wood Industries and Furniture Industry of All Kinds | 399,342 |
| 1102 | Alqamar Noor Company for Importing Food | 398,368 |
| 1103 | Almoktas Company for the Import of Building Materials, Sanitary Materials and their Accessories | 397,874 |
| 1104 | Aljawda Almotlaga Company for the Import of Food, Fruits, Livestock and Meat | 396,112 |
| 1105 | Al Murshid Group Company for Importing Transportation and Accessories LLC | 395,286 |

| | | |
|------|------------------------------------------------------------------------------------------------------------------------|---------|
| 1106 | Aselsal Building Materials Manufacturing Company | 394,339 |
| 1107 | Aldeqqa Assehya Company for the import of orthopedic devices and equipment and medical supplies | 392,152 |
| 1108 | Qemat Mazaya Company for Plastic Industries | 390,740 |
| 1109 | Alesame Paint Industry Factory | 390,707 |
| 1110 | Mas Plastic Industries Co. | 390,707 |
| 1111 | Elaph Aldawlyah Company for the sale and distribution of household items, accessories, clothing, textiles and perfumes | 390,250 |
| 1112 | Kobara Ataqnyah Company for the Import of Communication and Computer Devices | 389,769 |
| 1113 | Abyab Aleemar Company for the Import of Electrical and Non-Electrical Appliances | 389,248 |
| 1114 | Albadeel Alakar Company for Importing Equipment and Equipment of Factories and Workshops and their Accessories | 388,912 |
| 1115 | Al Arjoun Company for the Import of Food, Livestock and Meat | 386,730 |
| 1116 | Albank Company for the import of medicines, medical preparations and mother and child supplies | 385,000 |
| 1117 | Almotahed Paints Factory for Wall Coating Industry and Pastes | 382,025 |
| 1118 | Salvium Medical Equipment Import Company | 381,055 |
| 1119 | Almobdeoon Company for the manufacture of carpets and carpets | 380,908 |
| 1120 | Zohol Aljadeed Company for the Import of Transportation and its Accessories | 379,607 |
| 1121 | Hadaeek Aljanat Company for the import of machinery, agricultural supplies and spare parts | 375,470 |
| 1122 | Al-Tasami Company for the import of medicines, equipment, medical preparations and mother and child supplies | 374,241 |
| 1123 | Exsir Asseha Company for the Import of Medicines and Medical Equipment | 373,921 |
| 1124 | Dar es Salaam Food Import Company | 372,763 |
| 1125 | Marmar Libya Food Import Company | 371,933 |
| 1126 | Alzad Al-Nafi Group Company for Food Import | 371,606 |
| 1127 | Abu Jarada and his Partners Company for Importing Furnishings and Carpets | 370,944 |
| 1128 | Ekleel Alqarya Company for the Import of Cleaning Materials, Ornamental Materials and Haberdashery | 370,110 |
| 1129 | Kona Food Import Company | 369,580 |
| 1130 | Alhokool Akadra Company for the Import of Agricultural Equipment and Inputs J.S.C. | 369,424 |
| 1131 | Qitaf Almasa Steel Industries Company | 368,400 |
| 1132 | Algetha Aseehee Company for the Import of Foodstuffs, Livestock and Meat | 367,955 |

| | | |
|------|------------------------------------------------------------------------------------------------------------------------------------------|---------|
| 1133 | Daqqa Al Ferdous Company for the Import of Foodstuffs, Livestock and Meat | 365,725 |
| 1134 | Iconat Almotawaset Alalameya Company for the Import of Food and Livestock | 365,406 |
| 1135 | Droub Alrakhaa Company for Importing Food | 364,105 |
| 1136 | Adrar Akakos Machinery & Equipment Import Company Ltd. | 362,977 |
| 1137 | Asoraka Company for the import of electrical appliances and materials and their spare parts and electronic devices and accessories | 360,603 |
| 1138 | Al Qastas Company for the Import of Food Items, Livestock and Meat | 360,596 |
| 1139 | Albetreek Company for the Import of Building Materials, Sanitary Materials and their Accessories | 356,201 |
| 1140 | Gorena Atijarya Company for Importing Building Materials | 355,500 |
| 1141 | Al-Yaqout Company for the manufacture of packaging affiliated to Al-Madina Misrata Holding Company | 354,955 |
| 1142 | Anwar Al-Qandil Company for the import of electrical and non-electrical appliances and materials and electronic devices and an accessory | 354,830 |
| 1143 | Tawuniya Steel Industries Company | 354,287 |
| 1144 | Serwah Company for the Import of Foodstuffs, Livestock and Meat | 352,628 |
| 1145 | Alwan Asama Company for Furniture Manufacturing | 350,704 |
| 1146 | Anseab Company for Importing Solar Energy Systems | 350,413 |
| 1147 | Almotaheda Medical Company for Importing Medicines and Medical Supplies | 350,093 |
| 1148 | Danube Company for the import of medicines, medical preparations and maternal and child supplies | 348,731 |
| 1149 | Almawared Almotaheda Company for Food Imports | 348,320 |
| 1150 | Ard Alkair Company for the Import of Machinery, Agricultural Inputs and Spare Parts | 347,353 |
| 1151 | Asadara Aljadeeda Company for Importing Fresh Food and Fruits | 347,295 |
| 1152 | Dana Alalameya Company for the Import of Medical Medicines, Medicinal Preparations and Mother and Child Supplies | 346,150 |
| 1153 | Al Nakheel Food Industries Factory | 346,080 |
| 1154 | Abena Alraquee Aljadeed Company for Importing Building Materials, Sanitary Materials and Accessories | 343,504 |
| 1155 | Al Boheira Food Import Company | 343,102 |
| 1156 | Alnojom Almotheaa Company for the import of electrical and non-electrical appliances and materials and their spare parts | 342,384 |
| 1157 | Serene Atebeya Company for the import of medical equipment and mother and child supplies | 341,725 |
| 1158 | AlSunbula Company for the Import of Food Materials | 340,990 |
| 1159 | Ghout San Vaz Food Industries Comoany | 338,579 |

| | | |
|------|----------------------------------------------------------------------------------------------------------------------------------------------|---------|
| 1160 | Aljawda Company for the Import of Food Materials | 336,960 |
| 1161 | Imotakases factory for the manufacture of doors and windows from aluminum and PVC | 336,000 |
| 1162 | Marmar Libya Aloala Company for Importing Building and Sanitary Materials and Accessories | 335,840 |
| 1163 | Clen Adawliah Company for the import of ornamental materials, haberdashery and cleaning materials | 334,138 |
| 1164 | Altantheem Almeamari Company for Aluminum and Glass Works | 333,125 |
| 1165 | Otor Alwadi Company for the Import of Medical Equipment, Medical Preparations and Mother and Child Supplies | 331,369 |
| 1166 | Alektyar Aljameel company for the import of ornamental materials and hardware | 330,903 |
| 1167 | Buruj Almurjan Company for the Import of Foodstuffs, Livestock & Meat LLC | 330,780 |
| 1168 | Al Wafa Chemical Industries Company | 330,480 |
| 1169 | Arkan Almadena Company for the import of electrical and non-electrical appliances and materials and their spare parts and electro appliances | 329,600 |
| 1170 | Alwaqat Adahaby Company for the Import of Watches and Accessories | 329,558 |
| 1171 | Alwafa Alamthal Company for Food Imports | 329,460 |
| 1172 | Alqalaa Adahabya Company for the Import of Cars and Spare Parts | 327,395 |
| 1173 | Abra Alalam Company for the Import of Building Materials | 322,234 |
| 1174 | Ashatee Company for Information Systems | 322,140 |
| 1175 | Libya Alataa Company for Importing Food Items | 318,763 |
| 1176 | Amoroj Asameyah Company for the Import of Medicines, Medical Preparations and Mother and Child Supplies | 318,626 |
| 1177 | Taif Alwafa Company for Importing Food | 318,270 |
| 1178 | Atafawook Azaher Company for the import of means of transportation and accessories | 317,760 |
| 1179 | Ashareka Allebyah Alalamyah Aloala Company for General Contracting and Real Estate Investment | 317,589 |
| 1180 | Al Sharq Almothe Company for the Import of Food Items, Livestock and Meat | 315,715 |
| 1181 | Al-Montasser Atebya Company for the import of medicines, medical preparations and mother and child supplies | 314,405 |
| 1182 | Nothom Atoknologya Alhadetha Company for Computer Services and Information Technology | 313,121 |
| 1183 | Madain Saba Company for the Import of Livestock and Meat | 312,957 |
| 1184 | Elaf Adawlyah Aloala Company for the Import of Clothing, Textiles and Leather Manufactures | 312,566 |
| 1185 | Al Mahri Express Cargo Transport Company Ltd. | 311,073 |

| | | |
|------|-----------------------------------------------------------------------------------------------------------------------------|---------|
| 1186 | Al-Alama Company for the import of medicines, medical preparations and supplies of the mother of the child | 308,275 |
| 1187 | Almotawer Asharq Alawsat Company for Management Consulting, Training and Rehabilitation | 308,273 |
| 1188 | Al-Sari Telecommunications and Technology Services Co. | 307,552 |
| 1189 | Al-Sari Telecommunications & Technology Services Co. | 307,152 |
| 1190 | Lazuli Company for the Import of Building Materials and Sanitary Materials | 306,905 |
| 1191 | Al Seera Al Taybeh Food Import Company | 306,395 |
| 1192 | Al-Munir Al-Libi Company for Importing Medical Equipment and Supplies | 306,240 |
| 1193 | Rawasi Asahra Company for the Import of Oils, Greases, Transportation and Spare Parts of its Type | 306,120 |
| 1194 | Azaria Company for the manufacture of furniture, decorations and various offices Ltd. | 304,877 |
| 1195 | Nos Alqamar Company for the Manufacture of Plastic, Paper and Textile Bags | 303,133 |
| 1196 | Basaryat Tarabulus Company for Importing Optics and Accessories | 302,286 |
| 1197 | Al-Yara Atebee Company for the import of medical equipment, medicines, medical preparations and maternal and child supplies | 302,178 |
| 1198 | Wadi Al-Alous Company for the Import of Food Items, Livestock and Meat | 302,113 |
| 1199 | Khair Al Barari Feed Manufacturing Company | 302,019 |
| 1200 | Bin Zahia and his Partners Company for the Import of Clothing, Textiles and Leather Manufactures | 300,173 |
| 1201 | Alqowa Azarqa Company for the Import of Welding Supplies and Workshop Equipment | 300,000 |
| 1202 | Jet Company for the Import of Building Materials and Sanitary Materials | 298,850 |
| 1203 | Ataqnyah Almotaqadema Company for the Import of Agricultural Machinery and Equipment | 298,750 |
| 1204 | Albejana Company for the manufacture of chocolate and confectionery | 298,642 |
| 1205 | Atlas Adayliah Atlas International Company for the Import of Transportation and Accessories | 294,945 |
| 1206 | Atanmeya Company for the Import of Building Materials | 293,142 |
| 1207 | Alkan Food Import Company | 291,570 |
| 1208 | Adawliah Company for the Import of Electrical and Household Materials | 291,550 |
| 1209 | Tarabulus Animal Feed Production Company | 290,682 |
| 1210 | Almostaqbal Almothea Electric Power Company | 289,314 |
| 1211 | Zain Al Jawaher Food Import Company | 288,228 |
| 1212 | Misk Al Madina Travel and Trurism Company | 287,335 |
| 1213 | Alham Company for Importing Food Items | 287,018 |

| | | |
|------|----------------------------------------------------------------------------------------------------------------------------|---------|
| 1214 | Sama Libya Feed Manufacturing Company | 286,500 |
| 1215 | Rothana Aljadeeda Company for the Import of Clothing, Textiles and Leather Manufactures | 286,379 |
| 1216 | Oulom Alahyaa Company for Medical and Laboratory Services J.S.C. | 285,800 |
| 1217 | Babel Al-Khair Company for the Import of Foodstuffs, Livestock and Meat | 284,162 |
| 1218 | Azhar Arabeea Company for the manufacture of paper napkins | 283,624 |
| 1219 | Fatha Libya Company for Tourism Services | 283,500 |
| 1220 | Namarq Al Khair Company for the import of ornamental materials, haberdashery and cleaning materials | 283,222 |
| 1221 | Anwaf Aljadeeda Company for the import of means of transportation, spare parts, tires, oils and all its accessories | 282,827 |
| 1222 | Almasdar Awaheed company for the import of clothing, textiles and leather manufactures | 282,617 |
| 1223 | Al Fares Adawli Company for Importing Food Items | 281,732 |
| 1224 | Lordat Alalam Import of Ornamental and Cleaning Materials Co. Ltd. | 280,400 |
| 1225 | Albostan Alawal Company for Food Import | 279,998 |
| 1226 | Al Thaba Al Thaqah Company for Importing Food, Livestock and Meat | 279,108 |
| 1227 | Alkaram Company for Importing Cleaning Materials | 278,371 |
| 1228 | Banan Company for the Import of Perfumes, Decorative Materials, Haberdashery and Cleaning Materials | 277,971 |
| 1229 | Taem Alhurya Company for Importing Electrical Appliances | 277,085 |
| 1230 | Abu Bakr Salem Malouk Paper Manufacturing Factory | 276,900 |
| 1231 | Al Afdal Food Industries Company | 275,410 |
| 1232 | Sumos Algetha Company for the Import of Foodstuffs, Livestock and Meat | 275,089 |
| 1233 | Alalamyah Alkubra Company for the Import of Medicines and Medical Equipment | 274,578 |
| 1234 | Rama Adayliah Company for the Import of Medicines, Medical Equipment, Medicinal Preparations and Mother and Child Supplies | 274,274 |
| 1235 | Oia Alalamyah Company for Importing Medical Equipment and Supplies | 271,300 |
| 1236 | Alhoson Asafi Company for Food Import | 268,081 |
| 1237 | Al Marsa Al Amer Food Industries Company | 267,150 |
| 1238 | Sanabel Almadina Food Import Company | 265,020 |
| 1239 | Al-Asal Al-Tameen Company for the import of means of transport, its spare parts, antibiotics and tires | 263,944 |
| 1240 | Al Baraka Adaema Company for Food Industries | 263,886 |
| 1241 | Albyader Akoder Company for the Import of Various Modes of Transport and its Accessories | 263,365 |

| | | |
|------|----------------------------------------------------------------------------------------------------------------------------|---------|
| 1242 | Al Saraya Al , Hamra Company for Food Import | 262,996 |
| 1243 | Al Majd Al Mutawader Company for the Importation of Arabic Clothing and Textiles | 260,472 |
| 1244 | Edraak Company for the Import of Food Materials | 259,680 |
| 1245 | Aslak Company for the import of electrical and non-electrical and household appliances and materials and their spare parts | 256,252 |
| 1246 | Rawafed Trabulus Company for Importing Clothing and Shoes | 255,939 |
| 1247 | Alebreek Alazrak Company for the Import of Household Items | 255,725 |
| 1248 | Manarat Shahat Aluminum Factory | 252,600 |
| 1249 | Al Massira Al Kubra Food Import Company | 252,088 |
| 1250 | Zawiya Azeraeaya Company for Importing Tractors and Agricultural Inputs | 252,000 |
| 1251 | Eco Cleaning Materials & Cosmetics Manufacturing Company | 251,500 |
| 1252 | Al Salwa Medical Equipment Import Company | 250,077 |
| 1253 | Alsahat Aljadeed Food Import Company | 249,444 |
| 1254 | Al Hudi Plastic Bags Manufacturing Company Ltd. | 248,725 |
| 1255 | Qande and His Partners Company for the import of cars, their spare parts and accessories | 247,329 |
| 1256 | Fraseen Food Import Company | 245,384 |
| 1257 | Majdoub Marble Cutting and Forming Factory | 244,033 |
| 1258 | Al-Mashreqa Company for the Import of Animals and Birds | 243,188 |
| 1259 | Sardlis Food Industries Company | 242,550 |
| 1260 | Alghazala Allebyah Food Import Company | 240,479 |
| 1261 | Oras Atejarya Company for the Import of Food, Livestock and Meat | 240,000 |
| 1262 | Dania Aljadeeda Company for the Import of Food, Livestock and Meat | 239,820 |
| 1263 | Al Wameed Group Company for the Import of Medicines and Medical Equipment | 238,081 |
| 1264 | Almahsool Algethae Company for Importing Food, Livestock and Meat | 237,503 |
| 1265 | Alalwan Asabaa Furniture Manufacturing Company | 236,450 |
| 1266 | Wahat Alasema Company for Food Import | 235,045 |
| 1267 | Almethaq Adawli Aljadeed Company for the Import of Electronic Devices, Electrical Materials and Generators | 234,000 |
| 1268 | Al-Masdar Al-Amin Company for the import of means of transportation and its accessories | 233,164 |
| 1269 | Alnoor Aloala Food Industries Company | 233,148 |
| 1270 | Almaraee Alnaema Company for Flour Mills, Feed Industry and Rice Rackets | 232,600 |

| | | |
|------|------------------------------------------------------------------------------------------------------------------------|---------|
| 1271 | Matbaat Afriqya | 232,564 |
| 1272 | Abehar Assaba Company for the Import of Foodstuffs, Livestock, Meat, Vegetables and Fruits | 232,124 |
| 1273 | Al Amal Al Zaher Food Packaging Company | 231,530 |
| 1274 | Alhadaf Alsaydalani Company for the import of medicines, medical preparations and maternal and child supplies | 229,313 |
| 1275 | Aletar Company for the Import of Transportation and its Accessories | 228,761 |
| 1276 | Kunooz Rubia Company for the Import of Medicines, Preparations and Baby Mother Supplies | 228,480 |
| 1277 | Aletar Company for the Import of Building Materials, Sanitary Materials and their Accessories | 228,250 |
| 1278 | Mahatat Almarai for Poultry and Mothers | 228,189 |
| 1279 | Alhaweya Company for Information and Communication Technology | 227,827 |
| 1280 | Alamal Almotaleq Company for Plastic and Aluminum Industries | 227,732 |
| 1281 | Adwaa Alkerstal Company for the import of electrical and non-electrical appliances and materials and their spare parts | 227,253 |
| 1282 | Almaoseem Azeraae Company for Importing Agricultural Machinery and Inputs and Spare Parts | 226,576 |
| 1283 | Almorabe Company for Animal Production | 226,230 |
| 1284 | Almurabiyn Company for Animal Production | 225,742 |
| 1285 | Andalus Feed Industry Co. | 224,533 |
| 1286 | Al-Amaq Oil Services Company | 224,287 |
| 1287 | Global Harvest Company for Importing Foodstuffs | 223,917 |
| 1288 | Good life company to import foodstuffs | 221,670 |
| 1289 | Tree Taiba Company for Importing Foodstuffs | 221,100 |
| 1290 | Rama Factory for Engineering Industries from aluminum from PVC | 220,091 |
| 1291 | Al-Saria factory for the manufacture of sponges | 218,228 |
| 1292 | Al Yaqeen Almumayaz Company for the Import of Food Items, Livestock and Meat | 217,693 |
| 1293 | Ain Dawara Foodstuff Import Company | 217,652 |
| 1294 | Hot Zones Company for Importing Medicines and Medical Equipment | 217,360 |
| 1295 | Al-Ekleel Company for Importing Cleaning Materials | 216,667 |
| 1296 | Meknes Company to import building materials, sanitary materials and their accessories | 215,794 |
| 1297 | Emaar Furniture, Aluminum and PVC Company | 214,012 |
| 1298 | Bin Sulaiman Company for the import of rugs and furnishings | 213,658 |

| | | |
|------|-----------------------------------------------------------------------------------------------------------------------------------------|---------|
| 1299 | Bir Hazwa Company for importing foodstuffs, livestock and meat | 212,767 |
| 1300 | Modern Libyan Real Estate Company to import electrical appliances | 211,584 |
| 1301 | Tamtoum Company for the import of electrical and non-electrical appliances and materials and their spare parts | 211,200 |
| 1302 | Beginning of the Future Company for the import of foodstuffs, livestock and meat | 211,118 |
| 1303 | Emaar Art Company to import building materials | 209,690 |
| 1304 | Al-Mayar Al-Mustaqbal Company for importing foodstuffs, livestock and meat | 209,655 |
| 1305 | Al-Jawhara Libyan Brilliant Company for importing building materials, sanitary materials and their accessories | 209,334 |
| 1306 | Al Safia Water Bottling Company | 208,764 |
| 1307 | Dar Tripoli Company for the import of clothing, textiles and leather goods | 208,561 |
| 1308 | Al Nagaa Company for the import of medicines and medical and veterinary equipment | 208,532 |
| 1309 | Aladwa' Albaraaqat Alawlaa Company to import electrical household appliances, electrical and non-electrical materials and spare parts | 206,930 |
| 1310 | Al'ayqunat Aljadida Company for the manufacture of hangars and mobile homes | 205,771 |
| 1311 | Altaqadum Metal and Plastic Industries Company | 205,140 |
| 1312 | Al-Ana Al-Rafia Company for the import of electrical and non-electrical devices and materials, their spare parts and electronic devices | 204,551 |
| 1313 | Nui Al-Nakhla Company for importing foodstuffs, meat and dairy products | 203,550 |
| 1314 | Al-Mukhtar Insurance Co | 202,473 |
| 1315 | Aljanah Almudi' Company for importing electrical and non-electrical devices and materials and their spare parts | 202,060 |
| 1316 | Al Rafeeq Al-Daameen Company for Importing Cars and Spare Parts | 201,285 |
| 1317 | Shorouk Misurata Company for the manufacture of metal structures and prefabricated mobile homes | 200,802 |
| 1318 | Quraish Company for Importing Building Materials | 200,487 |
| 1319 | Alnukhba Company for Importing Sports and Recreational Tools and Equipment | 200,000 |
| 1320 | Al Rafaqa Company for Importing Building Materials and Sanitary Materials | 200,000 |
| 1321 | Axis Company for the import of medicines, medical preparations and mother and child supplies | 199,837 |
| 1322 | Pure smile company for importing medical equipment | 198,500 |
| 1323 | Matanat Aljawda company for importing transportation and its accessories | 198,358 |
| 1324 | Tadawul Securities and Electronic Brokerage Company | 198,210 |

| | | |
|------|----------------------------------------------------------------------------------------------------------------|---------|
| 1325 | Ramsa company for importing medicines, medical supplies and equipment | 197,409 |
| 1326 | Distinguished Birds Company for the import of electronic devices and accessories | 196,778 |
| 1327 | Karam Al Diyafah Company for Importing Livestock and Meat | 196,688 |
| 1328 | Selen Pharma Company for the import of medicines, mother and child supplies and medical equipment | 196,418 |
| 1329 | United Al-Buraqah Company for Importing Medicines and Medical Equipment | 195,399 |
| 1330 | Al-Omran Al-Jadid Company for the manufacture and formation of aluminum and PVC | 194,679 |
| 1331 | Meter Al-Alama Company for importing electrical and non-electrical devices and materials and their spare parts | 194,414 |
| 1332 | Libyan Specialized Company for Importing Chemicals and Agricultural Supplies | 192,500 |
| 1333 | Al Shuqaiq International Company for Importing Foodstuff, Livestock and Meat | 191,924 |
| 1334 | Karam Al Diyafah Alliybia Company for Food and Sweets Industries | 191,324 |
| 1335 | Rumaila Modern Metal Industries Company | 190,000 |
| 1336 | Al-Zahraa Company for Importing Medicines and Medical Equipment Shareholding | 189,980 |
| 1337 | Buzoog Company for Importing Foodstuffs | 189,504 |
| 1338 | Aljawdat Alraaqia Company for Food Industries | 189,000 |
| 1339 | Al-Fawares Aljadidah Company for Importing Foodstuffs | 188,192 |
| 1340 | Ghasn Alzaytun Company for Importing Foodstuffs | 187,010 |
| 1341 | Altuyur Ellaamia Poultry Breeding Company | 186,780 |
| 1342 | Alestabrak Adahabe Company for Importing Raw Materials | 186,693 |
| 1343 | Al Saraya Factory for the manufacture of aluminum doors and windows | 186,257 |
| 1344 | Taj Libya Company for Importing Medicines and Medical Equipment | 186,219 |
| 1345 | Al-Waha Company for Importing Medicines, Medical Equipment and Cosmetics | 185,877 |
| 1346 | Mian Modern Company for Importing Food, Livestock and Meat | 184,400 |
| 1347 | Al-Mahari Group Company for Importing Electrical Equipment and Materials | 184,140 |
| 1348 | Lina International Company for importing equipment and processing factories, workshops and their supplies | 182,720 |
| 1349 | Libyan Express Aviation Services Company | 182,651 |
| 1350 | Souq Al-Khamis Feed Manufacturing Company | 182,510 |
| 1351 | Siraj Al-Amthal Company for the import of transportation and its accessories | 182,228 |

| | | |
|------|----------------------------------------------------------------------------------------------------------------------------------------|---------|
| 1352 | Al Barari International Company for Importing Machinery, Heavy Equipment, Supplies, Spare Parts, Equipment and Processing of Factories | 182,000 |
| 1353 | Al-Asawer Company for importing foodstuffs, fruits, livestock and meat | 181,139 |
| 1354 | Mansoura company to import furniture | 180,233 |
| 1355 | Al-Wadi Al-Kabeer Company for the import of agricultural and animal supplies | 179,799 |
| 1356 | Arwaq Al Tamayuz Company for Importing Foodstuffs | 177,865 |
| 1357 | Al Rimas Oil Services Company | 176,430 |
| 1358 | Blue Emerald Company for the import of cleaning materials, decorative materials and haberdashery | 176,211 |
| 1359 | Al Kafi Company to import medicines, medical equipment and mother and child supplies | 175,495 |
| 1360 | Al Basma Medical Company for importing medical equipment and medicines | 175,311 |
| 1361 | Alyaqut Alaizaraq Company to import building materials and sanitary materials | 175,000 |
| 1362 | Alnuwr Aljadida Company for Importing Foodstuffs | 173,648 |
| 1363 | Alshaamilat Alawly Company for the import of medical equipment, medical preparations and mother and child supplies | 172,338 |
| 1364 | Tripoli Sands Company to import transportation and its accessories | 171,165 |
| 1365 | Jibal Al Safwa Company to import building materials, sanitary materials and accessories | 171,147 |
| 1366 | Al Masa National Company for importing wall paint and equipment | 170,263 |
| 1367 | Sawaem Company for importing transportation and its accessories | 169,500 |
| 1368 | Al Muthmar Al Awal Company for importing agricultural materials, equipment and supplies | 168,918 |
| 1369 | Free Will General Contracting & Real Estate Investment Company | 167,840 |
| 1370 | Techno Majd Company for importing electrical and non-electrical devices and materials, their spare parts and electronic devices | 166,140 |
| 1371 | Al-Bushra Company for Importing Medical Equipment and Medical Supplies | 165,640 |
| 1372 | Aldiqat Alealia company to import foodstuffs, livestock and meat | 164,644 |
| 1373 | Aliamtiaz Alafadil company for oil services | 160,600 |
| 1374 | Tarsu Mountains Company to import foodstuffs, livestock and meat | 160,150 |
| 1375 | Al-Masarat Al-Bahrah Company for importing foodstuffs, livestock and meat | 159,840 |
| 1376 | The legendary Fahd Company for importing foodstuffs, livestock and meat | 159,246 |
| 1377 | Al-Bustan Food Industries Company | 159,185 |
| 1378 | Rand Food Industries Company | 159,075 |

| | | |
|------|----------------------------------------------------------------------------------------------------------------|---------|
| 1379 | Alkalej Company for the Import of Clothing, Textiles and Leather Manufactures | 157,901 |
| 1380 | Rayan Company to import medicines | 157,781 |
| 1381 | Pure Nature Company for Food Industries | 157,500 |
| 1382 | Azka Company for the import of transportation and its accessories | 157,255 |
| 1383 | Al-Nahda Distinguished Company for the import of medicines, medical preparations and mother and child supplies | 155,805 |
| 1384 | The best food company to import foodstuffs with limited liability | 155,600 |
| 1385 | Al Haram Company for Paper and Cardboard Industries Limited Liability | 155,250 |
| 1386 | Al Majd Dental Equipment Import Company | 154,500 |
| 1387 | Lin International Company for Importing Foodstuffs | 154,437 |
| 1388 | Yazan Company for the import of ornamental materials, hardware and cleaning materials | 152,825 |
| 1389 | Golden Star Company to import foodstuffs, livestock and meat | 152,029 |
| 1390 | Occupational safety company for safety equipment, road equipment and the environment | 149,988 |
| 1391 | Sanabel Al-Zahraa Company for importing barn equipment and agricultural supplies | 149,543 |
| 1392 | Sanabel Al-Andalus Company for importing foodstuffs | 148,920 |
| 1393 | Al-Sanwan Al-Jadid Company for importing foodstuffs, livestock and meat | 148,575 |
| 1394 | The Libyan Specialist Company for the import of building materials, sanitary materials and their accessories | 147,330 |
| 1395 | Group Joury Food Industries Company | 146,800 |
| 1396 | Alkafaa Alalameyah Company for the Import of Transportation and its Accessories Ltd. | 146,207 |
| 1397 | Ayar Contracting & Electromechanical Works Company | 145,799 |
| 1398 | Amal Al Huda Company for the Import of Foodstuffs, Livestock and Meat | 145,650 |
| 1399 | Sima Distinguished Company for the import of foodstuffs, livestock and meat | 145,400 |
| 1400 | Alhadithah Company for Importing Foodstuffs | 145,000 |
| 1401 | Seha Water Bottling Factory | 145,000 |
| 1402 | Manfaa Company for Importing Foodstuffs | 144,562 |
| 1403 | Alsinaeat Almutaqina Company for Importing Building Materials and Production Supplies | 143,976 |
| 1404 | Alshuraka' Company for importing workshop equipment, machinery and industrial supplies | 142,665 |
| 1405 | Sima Company for the import of medicines, medical preparations and mother and child supplies | 141,567 |

| | | |
|------|-----------------------------------------------------------------------------------------------------------------------------------------------|---------|
| 1406 | Al-Shifa company for importing medicines | 141,372 |
| 1407 | Alnajm Aldhabii Company for Importing Medical Equipment and Supplies | 141,300 |
| 1408 | Shams Al-Aseel Libyan Company for the Import of Food Items, Livestock and Meat | 140,963 |
| 1409 | Alwiyayat Almumayaza Company for the import of medical equipment, medical preparations and mother and child supplies | 140,900 |
| 1410 | Aljil Aleashir Company to import electrical and non-electrical devices and materials and their spare parts | 140,584 |
| 1411 | Atayeb Alzad Food Industries Joint Stock Company | 139,796 |
| 1412 | Emdacom Company for Importing Building Materials | 139,421 |
| 1413 | Al Nasr Plastic Blowing Factory | 139,191 |
| 1414 | Jibal Akakus Company to import transportation and its accessories | 136,679 |
| 1415 | Al Rabie Alawlaa Company to import medicines and medical equipment | 136,224 |
| 1416 | Al-Durar Company to import mother and child supplies | 135,860 |
| 1417 | Steel factory for the manufacture of corrugated iron | 133,130 |
| 1418 | Almadinat Alhaditha Company for the manufacture of aluminum, suspended ceilings and decorations | 132,343 |
| 1419 | Al Khumsiya Wood Industries Company | 131,249 |
| 1420 | Al Yamama Company for Importing Information Technology and Communication Systems | 131,100 |
| 1421 | Dikur Company for the import of building materials, sanitary materials and their accessories affiliated to Al-Madina Misurata Holding Company | 130,647 |
| 1422 | Al-Shaheen Alawal Company, for importing transportation and its accessories | 130,525 |
| 1423 | Oyoun Jabal Nafusa Company for Importing Foodstuffs | 130,508 |
| 1424 | Dar Al Karam Company for Importing Medical Supplies and Equipment | 130,222 |
| 1425 | El Himma Company for Importing Medicines and Medical Equipment | 130,072 |
| 1426 | Al-Terhab Al-Mumayaz Company for the import of medicines and mother and child supplies | 129,223 |
| 1427 | Tiqniaat Almiemars Company to import operating supplies | 129,000 |
| 1428 | Aloaloo Company for the Import of Perfumes and Decorative Materials | 128,758 |
| 1429 | Alealamat Albayda' Company for Importing Foodstuffs | 128,269 |
| 1430 | Rabwat Al Gharb Company for Importing Foodstuffs | 128,151 |
| 1431 | Al-Neama Company for importing equipment and equipment for restaurants, hotels, cafes and bakeries | 127,681 |
| 1432 | Al-Bardi Company for the manufacture of soft and healthy paper | 127,283 |
| 1433 | Biladi Al Khair Company for Food Industries | 127,038 |

| | | |
|------|------------------------------------------------------------------------------------------------------|---------|
| 1434 | Misk Company for importing foodstuffs, livestock and meat | 125,720 |
| 1435 | Tidw Company for the import of medicines and medical equipment | 125,610 |
| 1436 | Moayed Al-Liby Company for Importing Building Materials | 125,354 |
| 1437 | Alqaleat Alhasina company for importing building materials, sanitary materials and their accessories | 125,167 |
| 1438 | Altariq Aldhabii Company for importing transportation and its spare parts, tires and tables | 125,142 |
| 1439 | Alabidae Alawlaa company to import paint and its supplies | 125,093 |
| 1440 | Miftah Alaman Company to import safes, keys and locks | 124,860 |
| 1441 | Sohel Al-Qardabiya Company for Importing Foodstuffs | 124,731 |
| 1442 | Shamous Al Khair Company for Food Import | 123,732 |
| 1443 | Bayad Al-Kumaa Company for importing restaurant and cafe supplies | 123,255 |
| 1444 | Al Rayan Group Company for importing building materials, sanitary materials and accessories | 122,560 |
| 1445 | Zad Al Baraka Foodstuff Import Company | 122,526 |
| 1446 | Hadayiq Benghazi Company to import light agricultural machinery and equipment | 122,325 |
| 1447 | Arafeek Attebe Companion Company for Importing Medicines and Medical Equipment | 121,672 |
| 1448 | Duma company for importing cars and spare parts | 121,250 |
| 1449 | Al Ghosn Al fidii Co. for Importing Foodstuffs | 121,209 |
| 1450 | Simat Advertising Company | 120,450 |
| 1451 | Rothana Al-Madina Company for Importing Cleaning Materials | 120,000 |
| 1452 | Zad Al Baraka Company for Importing Food Materials | 119,284 |
| 1453 | Alrafeeq Atebbe Company for Importing Medicines and Medical Equipment | 119,070 |
| 1454 | Benghazi Gardens Company for the Import of Light Agricultural Machinery and Equipment | 117,832 |
| 1455 | Simat Advertising Company | 117,728 |
| 1456 | Al-Waseq Al-Rasikh Company for Importing Foodstuffs | 117,593 |
| 1457 | Dar Alebda Company for the Import of Building Materials | 116,524 |
| 1458 | Alofoq Aljaded Company for Building Materials Industry | 115,965 |
| 1459 | Al Masa Alfakera Furniture Import Company Solid Document Company for Food Import | 115,923 |
| 1460 | Almosrtanad Alrasek Company for Food Import | 115,900 |
| 1461 | Dar Al Dawaa International Company for Importing Veterinary Medicines and Serums | 115,500 |

| | | |
|------|-----------------------------------------------------------------------------------------------------------------------------|---------|
| 1462 | Alalamyah Alhadetah Company for the Import of Medicines and Medical Equipment | 115,472 |
| 1463 | Jabal Aljaleed Company for the import of electrical and electronic devices and materials and accessories | 115,403 |
| 1464 | Farah Company for the import of foodstuffs, clothing, textiles, cleaning materials, decorations, haberdashery and furniture | 114,607 |
| 1465 | Imtiaz Company for Importing Cleaning Materials | 114,330 |
| 1466 | Bareek Alsham s Company for Importing Food Materials | 112,850 |
| 1467 | Atorok Alebyah Company for the Import of Transportation and its Accessories | 112,676 |
| 1468 | Al Jusoor Food Import Company | 112,489 |
| 1469 | Anaqa Alabyath Company for Paper Napkins Manufacturing | 112,073 |
| 1470 | Aljeej Afedee Company for the Import of Medicines, Medical Preparations and Mother and Child Supplies | 112,030 |
| 1471 | Al Ghad Group Company for Food Import | 111,742 |
| 1472 | Al Maida Al Taybeh Company for the Import of Foodstuffs, Livestock and Meat | 111,473 |
| 1473 | Alejmaa Aljadeed Company for the Import of Electrical and Electronic Materials and their Accessories | 109,413 |
| 1474 | Al Hashemi Modern Auto Parts Import Company | 109,058 |
| 1475 | Al Nadi Dairy and Derivatives Industries Company | 108,977 |
| 1476 | Al Kifah International Company for Importing Doors and Outlets and their Accessories and Accessories and Accessories | 108,900 |
| 1477 | Al-Aman Group International Company for the Import of Mother and Child Supplies | 108,884 |
| 1478 | Al-Hadaf Group Company for the Manufacture and Packaging of Building Materials | 108,825 |
| 1479 | Taj Libya Company for Importing Car Coatings | 108,514 |
| 1480 | Al-Hadaf Group Company for the Manufacture and Packaging of Building Materials | 108,210 |
| 1481 | Alarad Abeker Company for the Import of Foodstuffs, Livestock and Meat | 107,302 |
| 1482 | Al Duwaisa Company for Importing Occupational Security and Safety Equipment and Road Equipment | 106,504 |
| 1483 | Al Reem Company for the Import of Medicines and Medical Equipment | 106,449 |
| 1484 | Abna' Al-Aber Company for the import of electrical and non-electrical devices and materials and their spare parts | 104,900 |
| 1485 | Aladwa Alameaa Company for the Import of Transportation and its Accessories | 104,649 |
| 1486 | Alaber wa Abnaah Company for the import of electrical and non-electrical appliances and materials and their spare parts | 104,223 |
| 1487 | Sulfium Company for the import of medicines, medical supplies and equipment | 104,095 |

| | | |
|------|-----------------------------------------------------------------------------------------------------------------------------|---------|
| 1488 | Abu Fares Factory for Engineering Industries | 104,058 |
| 1489 | Alkafa'at Alziraeia Company to import agricultural machinery and supplies and their spare parts | 103,235 |
| 1490 | Marwa Al Naqa Company for importing operating supplies and raw materials | 102,087 |
| 1491 | Tariq Al Mustaqbal Alawal Company for General Contracting and Real Estate Investment | 100,762 |
| 1492 | Al Aqar Altibbi Medical Company to import equipment, medicines, medical preparations and mother and child supplies | 100,397 |
| 1493 | Alawsat Aljadeed Company for the Import of Building Materials, Sanitary Materials and their Accessories | 100,250 |
| 1494 | Medicine House Company for importing medical equipment, medicines, medical preparations and mother and child supplies | 100,089 |
| 1495 | Al Nafhat Food Import Company | 99,900 |
| 1496 | Tazweed Company for the import of transportation and its accessories | 99,864 |
| 1497 | Almadinat Alduwlia Company for Food Industries and Grain Milling | 99,300 |
| 1498 | Al Mazeah International Company for Importing Building Materials | 99,187 |
| 1499 | Farm Company to import agricultural machinery, supplies and spare parts | 98,579 |
| 1500 | Al Watheeqon Alhadetha Company for Importing Raw Materials | 98,540 |
| 1501 | Zad Al Baraka Company for Importing Food Materials | 98,264 |
| 1502 | Arafeek Attebe Companion Company for Importing Medicines and Medical Equipment | 97,947 |
| 1503 | Hadayiq Benghazi Company to import light agricultural machinery and equipment | 97,877 |
| 1504 | Simat Advertising Company | 97,800 |
| 1505 | Rothana Al Madina Company for the Import of Cleaning Materials | 96,350 |
| 1506 | Alebdaa Almotamayez Company for the Import of Building Materials | 94,890 |
| 1507 | Almassa Alfakera Furniture Import Company | 94,754 |
| 1508 | Dar Al Dawaa International Company for Importing Veterinary Medicines and Serums | 94,440 |
| 1509 | Alalamyah Alhadeetha Company for the Import of Medicines and Medical Equipment | 93,935 |
| 1510 | Jeel Aljadeed = Company for the import of electrical and electronic devices and materials and accessories | 93,770 |
| 1511 | Farah Company for the import of foodstuffs, clothing, textiles, cleaning materials, decorations, haberdashery and furniture | 93,591 |
| 1512 | Imtiaz Company for Importing Cleaning Materials | 93,220 |
| 1513 | Albareek Company for Importing Food Materials | 92,441 |
| 1514 | Atorok Alebyah Company for the Import of Transportation and its Accessories | 91,629 |

| | | |
|------|--------------------------------------------------------------------------------------------------------------------|--------|
| 1515 | Al Jusoor Food Import Company | 91,394 |
| 1516 | Alnaqaa Alabyath Company for Paper Napkins Manufacturing | 91,200 |
| 1517 | Alabal Afethee Company for the Import of Medicines, Medical Preparations and Mother and Child Supplies | 90,644 |
| 1518 | Al Ghad Group Company for Food Import | 90,600 |
| 1519 | Alajneha Alola Company for the Import of Foodstuffs, Livestock and Meat | 90,400 |
| 1520 | Al Maida Al Taybeh Company for the Import of Foodstuffs, Livestock and Meat | 90,216 |
| 1521 | Alejma Aljadeed Company for the Import of Electrical and Electronic Materials and their Accessories | 89,563 |
| 1522 | Al Hashemi Modern Auto Parts Import Co. | 89,400 |
| 1523 | Al Nadi Dairy & Derivatives Industries Company | 88,854 |
| 1524 | Amwaj Factory for Plastic Industries & Packaging | 88,514 |
| 1525 | Al-Aman Group International Company for the Import of Mother and Child Supplies | 88,400 |
| 1526 | Al-Aman Group International Company for the Import of Mother and Child Supplies | 87,228 |
| 1527 | Takaful company for importing machinery, agricultural supplies and their spare parts | 85,971 |
| 1528 | Alqalaa Alolia Company for the Import of Veterinary Medicines and Serum | 85,578 |
| 1529 | Taj Libya Company for Importing Car Coatings | 85,000 |
| 1530 | Al-Hadaf Group Company for the Manufacture and Packaging of Building Materials | 84,630 |
| 1531 | Alarath Albekr Company for the Import of Foodstuffs, Livestock and Meat | 82,931 |
| 1532 | Al Duwaisa Company for Importing Occupational Security and Safety Equipment and Road Equipment | 82,500 |
| 1533 | Al Reem Company for the Import of Medicines and Medical Equipment | 81,500 |
| 1534 | Noor Al Sabah Cleaning Materials Manufacturing Company | 80,555 |
| 1535 | Alathwaa Alnaema Company for the Import of Transportation and its Accessories | 80,550 |
| 1536 | Abna Alabar Company for the import of electrical and non-electrical appliances and materials and their spare parts | 80,443 |
| 1537 | Silphium Company for the Importation of Medicines, Medical Supplies and Equipment | 80,416 |
| 1538 | Abu Fares Engineering Industries Factory | 80,000 |
| 1539 | Marwa Al Naqa Company for Importing Operating Supplies and Raw Materials | 79,873 |
| 1540 | Alfateh Adahabyah Company for Electrical Industries | 79,800 |
| 1541 | Tareek Almostakbal Company for General Contracting and Real Estate Investment | 79,212 |

| | | |
|------|--------------------------------------------------------------------------------------------------------------------------|--------|
| 1542 | Alakar Atebee Company for the import of equipment, medicines, medical preparations and mother and child supplies | 78,582 |
| 1543 | Alawsat Aljadeed Company for the Import of Building Materials, Sanitary Materials and their Accessories | 77,684 |
| 1544 | Beit Al-Dawaa Company for the import of medical equipment, medicines, medical preparations and mother and child supplies | 77,563 |
| 1545 | Al Nafhat Food Import Company | 77,220 |
| 1546 | Tazweem Company for the Import of Transportation and its Accessories | 77,065 |
| 1547 | Almadenah Aldawliah Company for Food Industries and Grain Grinding | 77,000 |
| 1548 | Al Meeza International Company for Importing Building Materials | 75,839 |
| 1549 | Pharm Company for the import of machinery, agricultural inputs and their spare parts | 75,642 |
| 1550 | Modern Al Watheeqon Company for Importing Raw Materials | 75,520 |
| 1551 | Alhelal Aliibee Company for Importing Medical Equipment | 74,660 |
| 1552 | Anahtha Aleebayah Company for the Manufacture of Cardboard and Paper Products | 74,372 |
| 1553 | Asemndan Company for Refrigerator Assembly, Central Air Conditioning, Mechanical Maintenance and General Turning | 73,300 |
| 1554 | Alhethab Alfaseeha Company for the Import of Mother and Child Supplies | 73,030 |
| 1555 | Tatweer Company for Real Estate Investment and Tourism J.S.C | 72,304 |
| 1556 | Almezan Adahabi Company for Building Materials Manufacturing | 71,520 |
| 1557 | Al Jazeera Real Estate Company for General Contracting and Real Estate Investment | 71,211 |
| 1558 | Darb Al shola Company for the import of electrical, non-electrical and electronic appliances and accessories | 71,138 |
| 1559 | Aknoz Cleaning Materials Import Company | 70,421 |
| 1560 | Almada Alasree Company for Importing Building Materials | 69,231 |
| 1561 | Zahrat Aleek Aljadadah Company for Food Import | 68,725 |
| 1562 | Farah Company for importing foodstuffs, clothes, textiles, cleaning materials, decorations, haberdashery and furniture | 67,326 |
| 1563 | Al Imtiaz Company for Importing Cleaning Materials | 67,144 |
| 1564 | Al Yamama Company for Importing Information Technology and Joining Communications | 67,040 |
| 1565 | Alshahen Alawal Company for Importing Transportation Vehicles & Accessories | 66,817 |
| 1566 | Oyoun Jabal Nafusa Company for Importing Foodstuffs | 66,700 |
| 1567 | Dar Al Karam Company for Importing Medical Supplies and Equipment | 66,402 |
| 1568 | El Himma Company for Importing Medicines and Medical Equipment | 64,559 |

| | | |
|------|--------------------------------------------------------------------------------------------------------------------------|--------|
| 1569 | Al-Tarhab Al-Mumayaz Company for importing medicines and mother and child supplies | 64,434 |
| 1570 | Al-Itqan Company for Aluminum and PVC Industry | 64,200 |
| 1571 | Taqneyat Almeamar Company for importing operating supplies | 64,082 |
| 1572 | Alalama Albythaa Company for Importing Foodstuffs | 63,882 |
| 1573 | Aloaloo Company for the Import of Perfumes and Decorative Materials | 63,529 |
| 1574 | Al-Aqla Company for Forming and Marketing Aluminum | 61,939 |
| 1575 | Albordee Company for the manufacture of soft and healthy paper | 61,260 |
| 1576 | Misk Company for importing foodstuffs, livestock and meat | 59,985 |
| 1577 | Tidua Company for importing medicines and medical equipment | 59,790 |
| 1578 | Al-Andalus Company for Importing Medicines and Medical Equipment | 59,612 |
| 1579 | Alkafaa Alzeraya Company for the import of agricultural machinery and supplies and spare part | 58,864 |
| 1580 | Almassa Aldaolyah Company for importing medical equipment, medicines, medical preparations and mother and child supplies | 57,940 |
| 1581 | Taiba International Company for Importing Furniture and Accessories | 57,812 |
| 1582 | Moayad Al-Libi Company for Importing Building Materials | 57,205 |
| 1583 | Alqalaa Al Qalaa Al Husayna Company for Importing Building Materials, Sanitary Materials and Accessories | 56,580 |
| 1584 | Mahasel shamal Afriqyah Company for Importing Foodstuffs, Livestock and Meat | 56,458 |
| 1585 | Almasa Adahabyah Company for the import of medicines, equipment, medical preparations and mother and child supplies | 56,428 |
| 1586 | Atareeq Adahabee Company for importing means of transportation, spare parts, tires and models | 56,347 |
| 1587 | Alebdaa Alawal Company for Painting Import and Accessories | 56,144 |
| 1588 | Moftah Alaman Company for importing safes, keys and locks | 56,091 |
| 1589 | Shomoos Al-Khair Company for Importing Foodstuffs | 54,933 |
| 1590 | Suhool Al-Qardabiya Company for Importing Foodstuffs | 54,663 |
| 1591 | Bayad Alkomaa Company for importing restaurant and café supplies | 54,560 |
| 1592 | Al Rayyan Group Company for Importing Building Materials, Sanitary Materials and Accessories | 54,550 |
| 1593 | Arafeek Attebe Company for Importing Medicines and Medical Equipment | 53,406 |
| 1594 | Hadayiq Benghazi Company to import light agricultural machinery and equipment | 53,150 |
| 1595 | Everest Company for Importing Food Stuffs | 52,949 |
| 1596 | Rafal Company for importing clothes, textiles and leather goods | 51,660 |

| | | |
|------|------------------------------------------------------------------------------------------------------------------------|--------|
| 1597 | Simat Advertising Company | 51,609 |
| 1598 | Ruthat Almadena Company for Importing Cleaning Materials | 50,600 |
| 1599 | Omda Ben Mill for Grain Grinding | 50,515 |
| 1600 | Alebdaa Almomyaz company for importing building materials | 50,375 |
| 1601 | Almassa Alfakera Company for Furniture Import | 50,000 |
| 1602 | Dar Al Dawa International Company for Importing Veterinary Medicines and Serums | 48,995 |
| 1603 | Dar Al Dawa International Company for Importing Veterinary Medicines and Serums | 48,680 |
| 1604 | Al Jazeera International Company for Importing Clothing, Textiles and Leather Goods | 47,860 |
| 1605 | Aljabal Aljaledee Company for the import of electrical and electronic devices and materials and accessories | 47,706 |
| 1606 | Farah Company for importing foodstuffs, clothes, textiles, cleaning materials, decorations, haberdashery and furniture | 46,750 |
| 1607 | Al Imtiaz Company for Importing Cleaning Materials | 46,735 |
| 1608 | Bareek Alsham s Company for Importing Food Materials | 46,676 |
| 1609 | Ithmaar Company for Importing Agricultural Machinery and Supplies | 45,840 |
| 1610 | Torooq Aleebayah Company for Importing Means of Transport and Accessories | 45,837 |
| 1611 | Alnaqaa Alabyath Company for Paper Napkins Manufacturing | 44,840 |
| 1612 | Aljabal Alfedee Company for importing medicines, medical preparations and mother and child supplies | 44,538 |
| 1613 | Al-Ghad Group Company for Importing Foodstuffs | 44,300 |
| 1614 | Alajneha Alola Company for the Import of Foodstuffs, Livestock and Meat | 42,630 |
| 1615 | Almaeda Atayeba Company for Importing Foodstuffs, Livestock and Meat | 42,609 |
| 1616 | Alejmaa Aljadeed Company for the Import of Electrical and Electronic Materials and their Accessories | 42,000 |
| 1617 | Alhashmee Alhadeeth Company for Importing Auto Spare Parts | 41,678 |
| 1618 | Amwaj Factory for Plastic Industries and Packaging | 41,187 |
| 1619 | Alkifah International Company for Importing Doors, windows, accessories, accessories and spare parts | 40,881 |
| 1620 | Al-Aman International Group Company for importing mother and child supplies | 40,384 |
| 1621 | Takaful company for importing agricultural machinery and supplies and spare parts | 39,941 |
| 1622 | Alqalaa Alolia Company for the Import of Veterinary Medicines and Serum | 39,550 |
| 1623 | Alkotla Alsafraa Company for Importing Agricultural Machinery and Supplies and Spare Parts | 38,883 |

| | | |
|------|----------------------------------------------------------------------------------------------------------------------------|--------|
| 1624 | Taj Libya Company for Importing Car Paint | 38,804 |
| 1625 | Majmoat Alhadaf Company for the manufacture and packaging of building materials | 38,492 |
| 1626 | Alarth Albeker Company for the import of foodstuffs, livestock and meat | 38,400 |
| 1627 | Al-Duwaisa Company for Importing Occupational Safety and Security Equipment and Road Equipment | 37,971 |
| 1628 | Noor Al-Sabah Company for the manufacture of cleaning materials | 36,928 |
| 1629 | Alaqwaa Alameaa Company for importing means of transportation and accessories | 36,293 |
| 1630 | Abnaa Al-Abour Al-Abour Company for importing electrical and non-electrical appliances and materials and spare parts | 36,283 |
| 1631 | Al-Mukhtar Sons Company for Importing Building Materials, Sanitary Materials and Accessories | 35,600 |
| 1632 | Al-Mukhtar Sons Company for Importing Building Materials, Sanitary Materials and Accessories | 34,994 |
| 1633 | Al-Tawfiq Shares Company for the import of electromechanical devices and materials and non-electrical electrical materials | 34,730 |
| 1634 | Silphium Company for the import of medicines, medical supplies and equipment | 34,510 |
| 1635 | Dorop Alemtiyaz Company for Importing Transportation Means and Accessories | 33,557 |
| 1636 | Abu Fares Factory For Engineering Industries | 33,488 |
| 1637 | Marwa Al-Naqaa Company for importing operating supplies and raw materials | 33,187 |
| 1638 | Alfatheh Adahabiyah Company for Electrical Industries | 32,156 |
| 1639 | Al-Baza Company for Importing Agricultural Machinery and Supplies | 31,632 |
| 1640 | Abraj Sabaa Company for importing building materials | 31,275 |
| 1641 | Tareek Almostakbal Alola Company for General Contracting and Real Estate Investment | 30,200 |
| 1642 | Alaqar Atebee Company for importing equipment, medicines, medical preparations and mother and child supplies | 29,375 |
| 1643 | Alawasset Aljadded Company for Importing Building Materials, Sanitary Materials and Accessories | 28,523 |
| 1644 | Ataqnyah Atholathyah Company for Importing Agricultural Machinery and Supplies | 28,088 |
| 1645 | Bait Al-Dawa Company for importing medical equipment, medicines, medical preparations and mother and child supplies | 27,205 |
| 1646 | Nafhat Company for Importing Foodstuffs | 26,800 |
| 1647 | Tawdeed Company for importing means of transportation and accessories | 26,566 |
| 1648 | Almadenah Aldawliyah Company for Food Industries and Grain Grinding | 26,500 |
| 1649 | Farm Company for importing agricultural machinery and supplies and spare parts | 25,644 |

| | | |
|------|---------------------------------------------------------------------------------------------------------------------|--------|
| 1650 | Al-Wathqoon Alhadeethah Company for Importing Raw Materials | 25,350 |
| 1651 | Alhelal Aliibee Athbyah Company for Importing Medical Equipment | 25,144 |
| 1652 | Alnahda Aleebeyah Company for the manufacture of cardboard and paper products | 25,028 |
| 1653 | Assendan Company for assembling refrigerators, central air conditioning, mechanical maintenance and general turning | 23,655 |
| 1654 | Alhedab Alfaseeha company for importing mother and child supplies | 23,600 |
| 1655 | Tatweer Real Estate and Tourism Investment Company | 23,000 |
| 1656 | Al Jazeera Real Estate Company for General Contracting and Real Estate Investment | 21,645 |
| 1657 | Darb Al-Shula Company for importing electrical, non-electrical and electronic devices and accessories | 20,000 |
| 1658 | Akno Company for Importing Cleaning Materials | 19,811 |
| 1659 | Almada Alasree Company for Importing Building Materials | 19,690 |
| 1660 | Zahrat Aleek Aljadadah Company for Food Import | 18,867 |
| 1661 | Nour Seen Company for Importing Medical Equipment | 18,618 |
| 1662 | Al-Hamad Al-Daem Company for Importing Transportation Means and Accessories | 11,602 |
| 1663 | Al-Aqiya Company for the import of foodstuffs, livestock and meat | 8,800 |
| 1664 | Rowad Al-Khair Company for Importing Building Materials and Sanitary Materials | 6,300 |

Accepted Coverage Requests
By Goods or Services - Private Sector
2022

"Descending order"

| No. | Goods or services | Value in USD |
|-----|---------------------------------------|--------------|
| 1 | Production and operation requirements | 561,111,852 |
| 2 | Raw Materials | 488,721,858 |
| 3 | Cooking Oil | 305,819,810 |
| 4 | Cars | 289,449,053 |
| 5 | Soft Wheat | 272,300,664 |
| 6 | Maize | 268,588,194 |
| 7 | Sugar | 238,713,252 |
| 8 | Poultry and frozen poultry meat | 213,518,994 |
| 9 | Barley | 210,351,785 |
| 10 | Feeds | 204,771,575 |
| 11 | Tuna | 192,326,223 |
| 12 | Building Materials | 179,612,953 |
| 13 | Medical Equipment | 162,094,881 |
| 14 | Operating and Production Supplies | 159,251,174 |
| 15 | Soy | 157,259,158 |
| 16 | Rice | 127,613,176 |
| 17 | Medical Supplies | 109,955,828 |
| 18 | Mobile phones and their pursuit | 108,420,998 |
| 19 | Tomato Paste | 106,011,886 |
| 20 | Milk powder | 96,200,720 |
| 21 | Frozen meat | 89,355,920 |
| 22 | Medicine | 89,344,452 |
| 23 | Other Furniture | 88,463,906 |
| 24 | Durum wheat | 88,044,949 |

| | | |
|----|------------------------------------------------------|------------|
| 25 | Biscuits, chocolate and sweet | 86,694,039 |
| 26 | Diapers | 84,833,416 |
| 27 | Cleaning materials | 82,424,333 |
| 28 | Electronic Equipment | 78,472,562 |
| 29 | Tries | 72,872,217 |
| 30 | Baby Milk | 68,491,094 |
| 31 | Carton | 66,673,347 |
| 32 | Processed cheese | 65,118,999 |
| 33 | Iron | 64,615,998 |
| 34 | Various electrical and household appliances | 59,999,390 |
| 35 | Hasty | 56,322,481 |
| 36 | Concentrated Milk | 54,844,384 |
| 37 | Suburbs | 52,694,883 |
| 38 | Packaging Paper | 51,315,976 |
| 39 | Cargo shipping expenses | 49,705,017 |
| 40 | Other Machines | 47,473,402 |
| 41 | Cigarettes and tobacco of all kinds | 46,775,965 |
| 42 | Drinks and juices | 46,182,321 |
| 43 | Tea | 38,368,335 |
| 44 | Refrigeration and Air Conditioning Appliances | 38,105,257 |
| 45 | Fertilizers | 37,901,835 |
| 46 | Tires of all kinds | 36,942,124 |
| 47 | Agricultural Production Requirements | 36,775,911 |
| 48 | Raw materials for aluminum and PVC industry supplies | 36,663,176 |
| 49 | Raw materials for the dairy industry | 34,930,660 |
| 50 | Sanitary materials | 33,014,017 |
| 51 | Empty cans | 32,641,579 |
| 52 | Fruits (all kinds of fruits) | 31,812,785 |
| 53 | UHT milk | 29,975,500 |
| 54 | Clothes | 29,496,541 |
| 55 | Miscellaneous electrical appliances | 27,371,132 |

| | | |
|----|-----------------------------------------|------------|
| 56 | Sliced cheese | 26,628,294 |
| 57 | Telecom Equipment | 26,608,798 |
| 58 | Automotive Oils and Machinery | 26,469,674 |
| 59 | Household and Electrical Materials | 25,793,506 |
| 60 | Evaporated milk | 25,708,324 |
| 61 | Fruits of all kinds | 25,324,189 |
| 62 | Air conditioning | 24,400,223 |
| 63 | TV Screens | 24,162,203 |
| 64 | Heavy machinery | 23,766,240 |
| 65 | Computers and Accessories | 23,762,514 |
| 66 | Cheese Triangles | 23,248,621 |
| 67 | Spare Parts | 22,592,795 |
| 68 | Legumes | 22,024,142 |
| 69 | Generators | 21,989,372 |
| 70 | Sliced cheese | 21,711,411 |
| 71 | Agricultural machinery | 21,635,707 |
| 72 | Cakes, baking and bread | 21,482,351 |
| 73 | Batteries | 20,000,227 |
| 74 | Packaging materials and papers | 18,333,820 |
| 75 | Refrigerators | 17,365,190 |
| 76 | Pasta | 17,153,842 |
| 77 | Building materials for floors and tiles | 16,961,947 |
| 78 | Other Equipment | 16,213,022 |
| 79 | Eggs and fertilized eggs | 16,184,236 |
| 80 | Yeast | 16,154,979 |
| 81 | Stationary | 16,001,136 |
| 82 | Body Care Essentials | 15,926,242 |
| 83 | Vegetables (all kinds of vegetables) | 15,787,917 |
| 84 | Seeds | 15,656,538 |
| 85 | Coffee | 15,347,249 |
| 86 | Wood | 15,304,034 |

| | | |
|-----|----------------------------------------------------------------------|------------|
| 87 | Grilles | 14,030,781 |
| 88 | In exchange for buying a used A320-200AIRCRAFT | 13,903,282 |
| 89 | Frozen Potatoes | 13,487,515 |
| 90 | Live livestock | 13,096,253 |
| 91 | Mother and Baby Supplies | 12,960,565 |
| 92 | Carpts | 12,623,047 |
| 93 | Ghee | 12,543,557 |
| 94 | Cement | 10,830,592 |
| 95 | butter | 10,824,777 |
| 96 | Costs of licensing fees for applications and equipment | 10,246,301 |
| 97 | Raw materials for the manufacture of cleaning materials | 9,197,405 |
| 98 | Home Ovens | 8,613,639 |
| 99 | Olive | 7,963,462 |
| 100 | Home Furniture | 7,740,509 |
| 101 | Dishwashers and Microwaves | 7,602,985 |
| 102 | Technical support for licenses, applications and technical equipment | 7,588,893 |
| 103 | Milk | 7,333,716 |
| 104 | Restaurants and Cafes Equipment | 7,182,170 |
| 105 | Chicken Coops | 6,896,079 |
| 106 | Flour | 6,253,791 |
| 107 | Confectionery Industry Supplies | 5,545,439 |
| 108 | Operating expenses at Istanbul Airport | 4,969,983 |
| 109 | Transportation Supplies and Accessories | 4,616,572 |
| 110 | Workshop Equipment | 4,546,605 |
| 111 | Rebar Rolls | 4,285,951 |
| 112 | Medical Materials and Analysis | 4,279,015 |
| 113 | Harissa | 3,875,814 |
| 114 | Cream | 3,639,063 |
| 115 | Refractory concrete | 3,463,302 |
| 116 | Cornflakes | 3,377,623 |
| 117 | Dietary Supplements | 3,320,553 |

| | | |
|-----|----------------------------------------------------------------------|-----------|
| 118 | Home Freezers | 3,304,530 |
| 119 | Frozen fish and seafood | 3,260,924 |
| 120 | Airline tickets | 3,184,819 |
| 121 | Couscous | 3,037,667 |
| 122 | Frozen Fish | 3,009,206 |
| 123 | Cream Sweets | 2,959,583 |
| 124 | Shoes | 2,941,940 |
| 125 | Veterinary drugs | 2,835,425 |
| 126 | Cocoa | 2,821,395 |
| 127 | Pesticides and disinfectants | 2,533,288 |
| 128 | Direct transfer to the Office of Civil Aviation in Tunisia | 2,507,443 |
| 129 | Roasted Potato Chips (CHIPS) | 2,433,980 |
| 130 | Fresh milk | 2,387,672 |
| 131 | Baby Foods | 2,377,238 |
| 132 | Supply of ready-made materials and technical consultations for tests | 2,235,490 |
| 133 | Maintenance works and technical assistant | 2,116,619 |
| 134 | Basic Plane Lease November 2021 | 2,008,346 |
| 135 | Blankets | 1,694,651 |
| 136 | Sweet Shamia | 1,691,592 |
| 137 | Technical Support | 1,647,070 |
| 138 | Consumption and maintenance of the 2905 bird for AWAS AVIATION | 1,571,364 |
| 139 | Car Cooler Water | 1,567,108 |
| 140 | Service Consulting | 1,555,400 |
| 141 | Transfer to MSN 2954 leasing Limited | 1,513,420 |
| 142 | United Insurance - AERO Partners LCC Reinsurance Premiums | 1,500,178 |
| 143 | Depreciation and maintenance of the 2935 bird for AWAS AVIATION | 1,498,166 |
| 144 | Jam | 1,491,924 |
| 145 | DIRECT TRANSFERT TO PROMEDI DIS TICARET LTD STI | 1,487,379 |
| 146 | SOLTANE AVIATION SERVICES | 1,320,288 |
| 147 | Ketchup and sauce | 1,269,812 |
| 148 | Fees and services | 1,269,590 |

| | | |
|-----|------------------------------------------------------------------------------------|-----------|
| 149 | Aircraft Maintenance and Spare Parts Expenses | 1,264,648 |
| 150 | Direct transfer to EUROCONTROL | 1,139,382 |
| 151 | Oia Airlines expenses | 1,070,242 |
| 152 | Maintenance costs and routine inspection expenses aircraft Ccheck | 1,018,500 |
| 153 | Maintenance of Aircraft 2878 | 957,548 |
| 154 | Pesticides | 922,085 |
| 155 | Plane Rental 2878 Fourth Quarter 2021 | 915,000 |
| 156 | Dirrect transfer to EU WINGS S.R.L | 889,107 |
| 157 | Lease of Aircraft No. 2935 | 810,156 |
| 158 | Handling services at Carthage Airport for the months of 9 and 10 for the year 2019 | 805,712 |
| 159 | Commissioning Dae. Capital for services and aircraft rental | 781,424 |
| 160 | AWAS AVIATION(2) 2905 DEPRECIATION AND MAINTENANCE | 747,231 |
| 161 | United Insurance societe africane de resassurance | 738,974 |
| 162 | Direct transfer to Tunisair handling | 698,151 |
| 163 | For a monthly floor rent 9-10/2021 | 677,785 |
| 164 | Lease of Aircraft No. 2905 | 613,847 |
| 165 | Depriciation and maintenance of the 2878 bird for MSN 2878Leasing | 607,765 |
| 166 | Depriciation and maintenance of the bird 2935 (2) for AWAS AVIATION | 585,000 |
| 167 | (blank) | 585,000 |
| 168 | For landing and transit for January 2020 | 584,983 |
| 169 | United Insurance the Mediterranean asurance ET De | 555,131 |
| 170 | Aircraft maintenance | 523,235 |
| 171 | DIRECT TRANSFER to AERO PARTNERS LLS | 522,394 |
| 172 | Hair Care Supplies | 492,736 |
| 173 | Transit fees for European airspace | 492,667 |
| 174 | Operating expenses at Istanbul station part of 03/2021 | 483,650 |
| 175 | Honey | 466,425 |
| 176 | Rent a 100-319 A Fourth Quarter 2021 | 457,000 |
| 177 | Direct transfer to MSN 2878 leasing Limited | 421,262 |
| 178 | Camels | 401,875 |
| 179 | Pickle | 391,160 |

| | | |
|-----|-----------------------------------------------------------------------|---------|
| 180 | For technical support services for months 7 and 8 for the year 2021 | 368,707 |
| 181 | Raw odors for the manufacture of cleaning materials | 365,473 |
| 182 | MALTA AIR TRAVEL LTD | 348,634 |
| 183 | Other Unclassified Goods | 340,959 |
| 184 | Consumption and maintenance of the 2935 February 2020 F (352404) | 338,395 |
| 185 | Ground services for flights at airports at Tunis Airport | 332,167 |
| 186 | Spices | 326,559 |
| 187 | For a rental of 100 hours flight | 318,354 |
| 188 | Direct transfer to DRESS BEST UNIFORMS CORPORATE | 303,589 |
| 189 | Direct transfer to EUROCONTROL CENTRAL ROUTE CHARG | 298,372 |
| 190 | Office Furniture | 283,407 |
| 191 | Furniture | 254,157 |
| 192 | Operating expenses at Istanbul station from 1-6/10/2021 | 242,918 |
| 193 | Operating expenses at Istanbul station from 1-6/9/2021 | 242,399 |
| 194 | Maintenance of Aircraft No. 2954 | 241,998 |
| 195 | Operating expenses at Istanbul station from 13-18/9/2021 | 240,561 |
| 196 | Operating expenses at Istanbul station from 19-24/9/2021 | 237,778 |
| 197 | Operations expenses at Istanbul station from 7-12/10/2021 | 237,774 |
| 198 | Istanbul Station Operations Expenses from 25-31/10/2021 | 233,571 |
| 199 | Operating expenses at Istanbul station from 7-12/9/2021 | 233,324 |
| 200 | Shewing gum | 230,900 |
| 201 | Istanbul station operating expenses from 19-24/10/2021 | 229,968 |
| 202 | Emergency Maintenance No. 2905 | 228,150 |
| 203 | Operating expenses at Istanbul station from 13-18/21/10 | 225,492 |
| 204 | Depreciation and maintenance of the aircraft 2954 P (352405) | 220,539 |
| 205 | Operating expenses at Istanbul station from 25-30/9/2021 | 219,103 |
| 206 | TUNISAIR HANDLING | 214,518 |
| 207 | Watches and Accessories | 208,532 |
| 208 | Depreciation and maintenance expenses of the aircraft 2905 F (351938) | 206,663 |
| 209 | Carthage Airport Services | 202,956 |
| 210 | General Consulting Services | 197,409 |

| | | |
|-----|---------------------------------------------------------------------|---------|
| 211 | Aircraft depreciation and maintenance 29052878 for month 10 2021 | 196,101 |
| 212 | Direct transfer to Plane Tech AD | 195,411 |
| 213 | EXTERNAL TRANSFERTO OF AERO PARTNERS | 193,456 |
| 214 | First, second and third quarter airline system subscriptions | 186,786 |
| 215 | Veterinary Vitamins | 179,423 |
| 216 | Depreciation and maintenance of 2878 F (352403) aircraft | 168,025 |
| 217 | Direct transfer to aircraft spare parts maintenance | 152,088 |
| 218 | Foreign transfer to Bilen Havacilik LTD. STI | 142,544 |
| 219 | Vaccines | 130,685 |
| 220 | Maintenance and depreciation for March 2021 Aircraft2905 | 110,087 |
| 221 | Aircraft Spare Parts | 100,000 |
| 222 | Training costs for modern systems | 96,758 |
| 223 | Maintenance of Aircraft No. 2935 | 73,716 |
| 224 | Roaming and interconnection | 69,636 |
| 225 | VIDECOM INTERNATIONAL LIMITED | 61,475 |
| 226 | Aircraft depreciation and maintenance 2954 for the month of 10/2021 | 29,009 |
| 227 | Aircraft depreciation and maintenance 2954 (2) for MSN 878Leasing | 28,164 |
| 228 | Consumption and maintenance of aircraft 2954 for MSN 2878Leasing | 28,164 |
| 229 | UNITED INSURANCE COMPANY - FOR AERO.PARTNERS.LLC | 24,733 |
| 230 | Feasibility study for evaluating the Talil village project | 23,000 |
| 231 | Transfer to Swiss RE against reinsurance payment | 6,076 |
| 232 | DIRECT TRANSFER to STARS AIRLINES | 5,949 |
| 233 | EUROCONTROL | 831 |

Accepted Coverage Requests
By Country of Origin - Private Sector
2022

"Descending order"

| No. | Goods or services | Value in USD |
|-----|----------------------|---------------|
| 1 | Turkey | 1,198,037,112 |
| 2 | Europe | 1,164,730,037 |
| 3 | China | 674,604,601 |
| 4 | Tunisia | 590,432,443 |
| 5 | Russian Federation | 370,880,269 |
| 6 | Egypt | 331,036,061 |
| 7 | Brazil | 297,018,812 |
| 8 | Italy | 279,429,025 |
| 9 | India | 233,941,907 |
| 10 | Thailand | 210,802,904 |
| 11 | United Arab Emirates | 165,634,623 |
| 12 | Ukraine | 161,614,976 |
| 13 | Germany | 132,341,927 |
| 14 | Argentina | 126,666,941 |
| 15 | South Korea | 117,325,291 |
| 16 | Spain | 108,936,996 |
| 17 | Netherland | 96,428,514 |
| 18 | United States | 95,109,400 |
| 19 | New Zealand | 68,318,510 |
| 20 | Ecuador | 67,824,147 |
| 21 | Ireland | 62,884,257 |

| | | |
|----|----------------|------------|
| 22 | Saudi Arabia | 58,725,381 |
| 23 | France | 58,151,264 |
| 24 | Japan | 54,934,496 |
| 25 | Indonesia | 50,106,513 |
| 26 | Poland | 48,106,052 |
| 27 | Canada | 47,680,326 |
| 28 | Belgium | 38,102,383 |
| 29 | Austria | 37,333,703 |
| 30 | Morocco | 34,328,058 |
| 31 | Austria | 32,031,767 |
| 32 | Oman | 30,293,955 |
| 33 | Sri Lanka | 24,707,220 |
| 34 | Vietnam | 24,312,176 |
| 35 | Switzerland | 23,980,274 |
| 36 | Greece | 20,571,257 |
| 37 | United Kingdom | 20,516,587 |
| 38 | Asia | 19,257,552 |
| 39 | Algeria | 19,023,185 |
| 40 | Europe | 16,984,169 |
| 41 | Sweden | 16,089,963 |
| 42 | Hungary | 15,955,590 |
| 43 | Jordan | 15,006,668 |
| 44 | Romania | 14,630,822 |
| 45 | Colombia | 11,018,544 |
| 46 | Denmark | 10,257,976 |
| 47 | Portugal | 8,960,661 |
| 48 | Australia | 8,521,781 |

| | | |
|----|------------------------|-----------|
| 49 | Malaysia | 7,397,741 |
| 50 | Gabon | 6,032,139 |
| 51 | Pakistan | 4,784,952 |
| 52 | South Africa | 4,415,914 |
| 53 | Qatar | 3,972,142 |
| 54 | Malta | 3,895,133 |
| 55 | Slovakia | 3,541,091 |
| 56 | Cyprus | 3,387,525 |
| 57 | Lithuania | 2,450,147 |
| 58 | Slovenia | 2,005,889 |
| 59 | Serbia | 1,843,156 |
| 60 | Belarus | 1,755,000 |
| 61 | Equatorial Guinea | 1,403,162 |
| 62 | Lebanon | 1,399,241 |
| 63 | Costa Rica | 1,283,400 |
| 64 | Luxembourg | 993,531 |
| 65 | Iraq | 741,400 |
| 66 | Kuwait | 695,452 |
| 67 | Chile | 529,200 |
| 68 | Namibia | 478,572 |
| 69 | Norway | 474,144 |
| 70 | Bosnia and Herzegovina | 448,736 |
| 71 | Czech Republic | 440,877 |
| 72 | Niger | 401,875 |
| 73 | Taiwan | 386,706 |
| 74 | Saint Marino | 370,448 |
| 75 | Hong Kong S.A.R. | 369,777 |

| | | |
|----|--------------|---------|
| 76 | Singapore | 363,106 |
| 77 | Nigeria | 331,594 |
| 78 | Finland | 285,565 |
| 79 | Congo | 275,521 |
| 80 | Sierra Leone | 208,761 |
| 81 | Bahrain | 200,000 |
| 82 | Croatia | 196,801 |
| 83 | Bangladesh | 150,957 |
| 84 | Yamen | 124,200 |
| 85 | Kazakhstan | 122,500 |
| 86 | Burkina Faso | 121,209 |
| 87 | Uruguay | 121,000 |
| 88 | Ethiopia | 109,026 |
| 89 | Latvia | 103,468 |
| 90 | Tanzania | 71,538 |
| 91 | Cameroon | 69,570 |
| 92 | Estonia | 38,224 |
| 93 | Senegal | 1,478 |

Accepted Coverage Requests
By Goods or Services - Public Sector
2022

"Descending order"

| No. | Entity | Value in USD |
|-----|---------------------------------------------------------|--------------|
| 1 | Libyan Iron and Steel Company | 408,931,651 |
| 2 | Social Security Fund | 101,664,247 |
| 3 | Libya Telecom and Technology J.S.C. | 59,510,647 |
| 4 | Administrative Centers Development Authority | 55,494,545 |
| 5 | Almadar Aljadded Company | 42,600,000 |
| 6 | National Mills and Feed J.S.C. | 41,136,521 |
| 7 | Arab Union Contracting Company J.S.C. | 34,729,500 |
| 8 | Afriqiyah Airways Company | 26,293,130 |
| 9 | General Electricity J.S.C. | 16,215,128 |
| 10 | Libyan International Telecommunications Company | 15,335,558 |
| 11 | Libyana Mobile Phone Company | 14,684,732 |
| 12 | Misurata Free Zone | 13,639,485 |
| 13 | Housing and Utilities Projects Implementation Authority | 10,613,406 |
| 14 | National Cement Company | 10,544,017 |
| 15 | Airports Authority | 9,728,921 |
| 16 | Libya Telephone Company | 8,962,532 |
| 17 | Tunisair Branch | 8,723,688 |
| 18 | Libya Telecom and Technology Company | 8,367,739 |
| 19 | Libyan Airlines Company | 7,048,088 |
| 20 | Libya Insurance Company | 4,456,241 |
| 21 | General Company for General Cleaning Services Tripoli | 4,267,272 |
| 22 | Alinma Electric Investment Company | 3,831,598 |
| 23 | Muamalat Financial Services Company | 3,546,996 |

| | | |
|----|------------------------------------------------------------------------------|-----------|
| 24 | State Company for Importing Security Goods J.S.C. | 2,866,510 |
| 25 | Al Ahlia Cement Company J.S.C. | 1,655,872 |
| 26 | Libyan Ports Company | 1,605,512 |
| 27 | Libyan Authority for Scientific Research | 1,603,829 |
| 28 | Libyan Federation of Insurance Companies | 1,506,896 |
| 29 | National Company for Veterinary Medicines and Agricultural Pesticides J.S.C. | 1,132,478 |
| 30 | General Authority for Al-Awqaf and Islamic Affairs | 1,084,356 |
| 31 | Systems Company for Electrical Construction J.S.C. | 860,030 |
| 32 | National Center of Meteorology | 829,877 |
| 33 | Al Qafila Insurance Company | 726,312 |
| 34 | Libya Post Company | 541,427 |
| 35 | University Hospital Tripoli | 503,634 |
| 36 | Arab Company for Storage and Agricultural Investment | 355,765 |
| 37 | Poultry and Cows Complex - Ghout Al Sultan | 217,458 |
| 38 | Truck and Bus Company | 204,898 |
| 39 | Libyan Company for Post, Telecommunications and Information Technology | 76,396 |
| 40 | Libyan Academy for Communication and Informatics | 38,364 |
| 41 | Libyan Capital Market J.S.C | 25,500 |
| 42 | Libyan Numbering Association | 5,018 |
| 43 | Al Namaa Allebyah Insurance Company J.C.S | 3,600 |

Accepted Coverage Requests
By Goods or Services - Public Sector
2022

"Descending order"

| No. | Goods or services | Value in USD |
|-----|------------------------------------------------------------|--------------|
| 1 | Requirements for the operation of the iron and steel plant | 268,184,064 |
| 2 | Commodity Production Requirements | 108,937,995 |
| 3 | Production and operation requirements | 101,609,548 |
| 4 | Machinery and Equipment | 100,733,506 |
| 5 | Building Materials and Construction Supplies | 59,021,775 |
| 6 | Communications and IT Services | 52,221,889 |
| 7 | Libya Telecom and Technology Company | 47,156,122 |
| 8 | Electronic Devices | 28,578,555 |
| 9 | Almadar Aljadeed Company | 21,356,373 |
| 10 | Afriqiyah Airways | 19,658,965 |
| 11 | Feeds | 18,683,735 |
| 12 | Social Security Fund | 17,142,319 |
| 13 | General Electricity Company Supplies | 16,410,088 |
| 14 | Tunisair | 8,723,688 |
| 15 | Airports Authority | 8,635,515 |
| 16 | Housing and Utilities Projects Authority | 7,938,219 |
| 17 | Libyan Airlines Requests | 6,715,998 |
| 18 | Airline Transfers | 6,530,922 |
| 19 | Insurance Company Transfers | 5,513,051 |
| 20 | Operating needs of Muamalat | 3,546,996 |

| | | |
|----|------------------------------------------------------|-----------|
| 21 | Transportation, tires, tables and cancellation parts | 3,418,540 |
| 22 | State Company for Importing Security Goods | 2,842,394 |
| 23 | Housing Projects Authority Requests | 2,675,187 |
| 24 | Medicines | 1,603,829 |
| 25 | Training Course Transfers | 1,180,441 |
| 26 | Veterinary Medicines | 1,132,478 |
| 27 | General Authority of Al-Awqaf | 1,084,356 |
| 28 | Household and Electrical | 1,036,583 |
| 29 | Libyan Ports Company | 753,479 |
| 30 | National Cement Company | 717,826 |
| 31 | Insurance Companies Requests | 621,826 |
| 32 | Goods for public services | 613,273 |
| 33 | Libyana Mobile Phone Company Requirements | 372,821 |
| 34 | General Services Company | 294,043 |
| 35 | Agricultural | 249,115 |
| 36 | Miscellaneous Food Commodities | 106,650 |
| 37 | Al Qafila Insurance Company | 104,486 |
| 38 | Port Operating Requirements | 30,877 |
| 39 | Clothing and Shoes | 24,116 |
| 40 | GS1 Subscription Fees | 5,281 |
| 41 | Transfers for Study Purposes | 2,450 |

Accepted Coverage Requests
By Country of Origin - Public Sector
2022

"Descending order"

| No. | Country of Origin | Value in USD |
|-----|----------------------|--------------|
| 1 | Oman | 214,026,639 |
| 2 | Tunisia | 137,691,187 |
| 3 | China | 108,892,377 |
| 4 | Brazil | 63,422,709 |
| 5 | Turkey | 52,353,650 |
| 6 | Bahrain | 51,776,761 |
| 7 | United Kingdom | 44,679,197 |
| 8 | Russian Federation | 30,917,688 |
| 9 | United Arab Emiratis | 27,272,492 |
| 10 | Italy | 27,119,141 |
| 11 | Ukraine | 20,119,090 |
| 12 | Sweden | 20,112,725 |
| 13 | Germany | 20,013,425 |
| 14 | Europe | 19,557,937 |
| 15 | Spain | 18,549,015 |
| 16 | Egypt | 11,582,428 |
| 17 | Algeria | 8,030,000 |
| 18 | South Korea | 6,454,140 |
| 19 | Austria | 6,362,248 |
| 20 | Hong Kong S.A.R. | 6,350,319 |

| | | |
|----|---------------|-----------|
| 21 | India | 6,282,968 |
| 22 | Belgium | 3,261,881 |
| 23 | Saudi Arabia | 3,104,396 |
| 24 | France | 2,811,848 |
| 25 | Netherlands | 2,066,403 |
| 26 | United States | 2,038,092 |
| 27 | Thailand | 1,960,560 |
| 28 | Greece | 1,320,541 |
| 29 | Jordan | 1,172,719 |
| 30 | Morocco | 1,019,121 |
| 31 | Malta | 872,453 |
| 32 | Portugal | 778,016 |
| 33 | Slovenia | 707,388 |
| 34 | Switzerland | 608,946 |
| 35 | Serbia | 401,044 |
| 36 | Poland | 373,088 |
| 37 | Denmark | 363,615 |
| 38 | Finland | 264,269 |
| 39 | Pakistan | 248,655 |
| 40 | Hungary | 230,295 |
| 41 | Japan | 212,150 |
| 42 | Singapore | 174,914 |
| 43 | Luxembourg | 142,073 |
| 44 | Libya | 104,486 |
| 45 | Lebanon | 97,149 |
| 46 | Bulgaria | 82,186 |
| 47 | Ivory Coast | 73,904 |

| | | |
|----|-----------|--------|
| 48 | Ireland | 29,608 |
| 49 | Mauritius | 26,500 |
| 50 | Swaziland | 25,468 |
| 51 | Slovakia | 17,220 |
| 52 | Kenya | 10,400 |
| 53 | Canada | 3,850 |

Accepted Coverage Applications - Banking Sector²

2022

"Descending order"²

| No | Bank | Value in USD |
|----|---------------------------------------|--------------|
| 1 | United Bank for Commerce & Investment | 4,005,205 |
| 2 | Nouran Bank J.S.C. | 936,857 |
| 3 | Alaman Bank for Trade and Investment | 896,763 |
| 4 | Al Andalus Bank | 501,193 |
| 5 | Libyan Islamic Bank | 382,407 |

By Goods and Services - Banking Sector

"Descending order"²

| No | Goods or Services | Value in USD |
|----|-----------------------------------------|--------------|
| 1 | Operating expenses for commercial banks | 4,005,205 |
| 2 | Operating expenses of Nouran Bank | 936,857 |
| 3 | Machinery and Equipment | 676,809 |
| 4 | Operating expenses of Al-Andalus Bank | 501,193 |
| 5 | Communications and IT Services | 470,561 |
| 6 | Libyan Islamic Bank Operating Expenses | 131,800 |

By Country of Origin - Banking Sector²

"Descending order"²

| No | Country of Origin | Value in USD |
|----|----------------------|--------------|
| 1 | Bahrain | 4,005,205 |
| 2 | Netherland | 691,191 |
| 3 | France | 606,771 |
| 4 | Morocco | 351,754 |
| 5 | United Kingdom | 298,894 |
| 6 | United Aran Emiratis | 282,826 |
| 7 | Switzerland | 245,666 |
| 8 | India | 94,500 |
| 9 | China | 70,038 |
| 10 | Belgium | 34,004 |
| 11 | Bangladesh | 30,000 |
| 12 | Lebanon | 11,576 |

Accepted Coverage Requests [?]

Miscellaneous Entities

2022

| No | Entity | Value in USD |
|----|--------------------------------------|--------------|
| 1 | Branch of Tunisair Express / Tunisia | 1,927,131 |

By Goods and Services - Miscellaneous Entities

| No | Goods or Services | Value in USD |
|----|--------------------------------------|--------------|
| 1 | Tunisair - Transfer of Surplus Sales | 1,927,131 |

By Beneficiary Country - Miscellaneous Entities

| No | Country | Value in USD |
|----|---------|--------------|
| 1 | Tunisia | 1,927,131 |