

Central Bank of Libya

Commercial Banks' Uses of Foreign Exchange

During (1/1 – to 30/09/2023)



Banking and Monetary Supervision Department



Foreign Exchange Expenditures' Movement Analysis

From 1/1 – to 30/09/2023

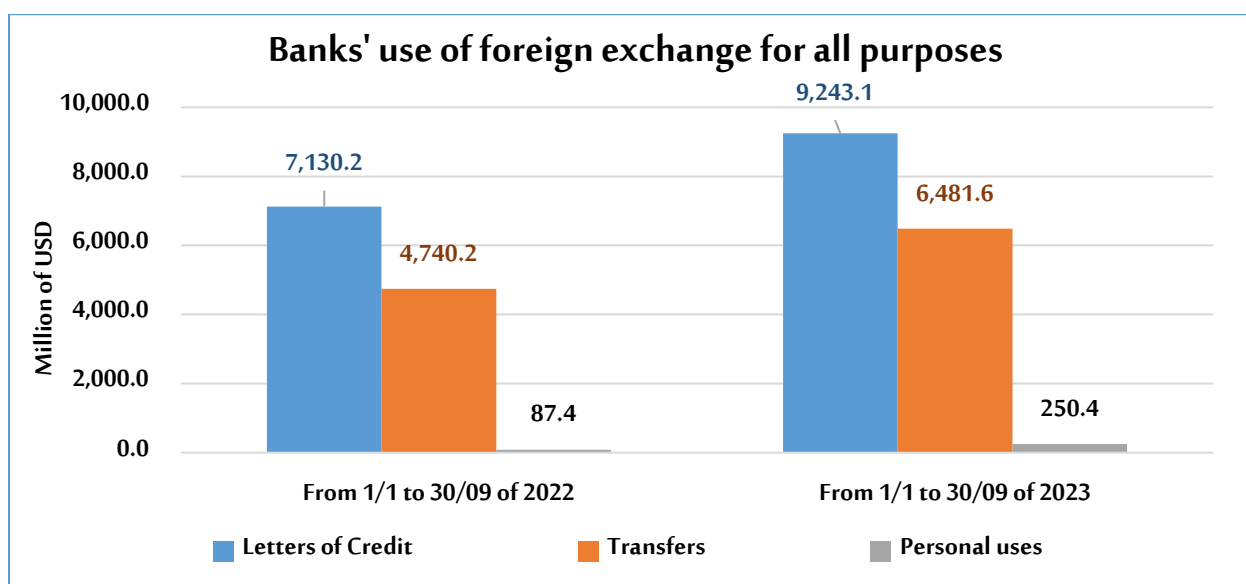
The total uses of foreign exchange by banks from 1/1 – to 30/09/2023 amounted to about \$15,975,083,907 compared to \$11,957,815,645 during the same months of 2022, with an increase of about \$4,017,268,262 at a rate of 33.6%.

The letters of credit accounted for 57.9% of total bank uses of foreign exchange, personal purposes accounted for 40.6% of total bank uses of foreign exchange, while transfers accounted for only 1.6% of total uses.

The actual banks' uses of foreign exchange for all purposes

" in USD "

Expense	From 1/1 to 30/08 of 2022	From 1/1 to 30/09 of 2023	Change in value	Percentage change
Letters of Credit	7,130,198,565	9,243,083,616	2,112,885,051	29.6
Transfers	87,368,035	250,427,713	163,059,678	186.6
Personal uses	4,740,249,044	6,481,572,578	1,741,323,534	36.7
Total	11,957,815,645	15,975,083,907	4,017,268,262	33.6





Amounts sold to banks in foreign exchange for all purposes:

Within the framework of the Banking and Monetary Supervision Department's follow-up to the accepted purchase requests for letter of credits and remittances, submitted by commercial banks through the system for following-up requests for coverage, and foreign exchange sales for personal purposes, in accordance with the decision of the Board of Directors of the Central Bank of Libya No. (1) of 2020 regarding amending the exchange rate of the Libyan dinar and Banking and Monetary Supervision Department Circular No.(2020/9) .

According to the table below, which illustrates the values sold of foreign exchange by banks, it is clear that [National Commercial Bank](#) was the most bank purchased foreign exchange from 1/1 – to 30/09/2023 with a market share of 13.7%, as the total amounts of foreign exchange purchased was about \$2,182,044,685 followed by [Al-Wahda Bank](#) with a value of \$1,989,252,365, then [Jumhouria Bank](#) was in the third place with a value of \$1,823,025,459. Then [Aman Bank for Trade and Investment](#) was ranked fourth with a value of \$1,684,316,499, then the following banks come in terms of relative importance in order: [Al-Yaqeen Bank](#), [Al-Nouran Bank](#), [the Libyan Islamic Bank](#), [the United Bank](#), and [the Sahara Bank](#). of the banks as shown in the table below, which also contains the order in which they were Banks during the same period last year 2022.



Ranking of banks according to the total amounts sold of foreign exchange.

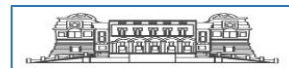
Bank	From 1/1 to 30/09 of 2022			From 1/1 to 30/09 of 2023		
	Order	Value in USD	Market Share	Order	Value in USD	Market Share
National Commercial Bank	3	1,419,419,872	11.9%	1	2,182,044,685	13.7%
Wahda Bank	7	801,971,441	6.7%	2	1,989,252,365	12.5%
Jumhuriya Bank	2	1,615,765,803	13.5%	3	1,823,025,459	11.4%
Aman Bank for Trade and Investment	1	1,977,518,303	16.5%	4	1,684,316,499	10.5%
Al Yaqeen Bank	4	1,284,606,725	10.7%	5	1,403,211,815	8.78%
Al Nuran Bank	5	900,022,782	7.5%	6	1,365,872,687	8.6%
Libyan Islamic Bank	6	878,572,151	7.3%	7	1,141,260,655	7.1%
United Bank for Commerce and Investment	8	768,690,869	6.4%	8	1,103,989,914	6.9%
Sahara Bank	9	535,316,073	4.5%	9	781,195,162	4.9%
North African Bank	12	299,257,848	2.5%	10	508,966,829	3.2%
First Gulf Bank of Libya	10	416,363,046	3.5%	11	469,441,294	2.9%
Saray Bank for Trade and Investment	11	324,182,530	2.7%	12	333,037,056	2.1%
Commerce and Development Bank	19	6,903,675	0.1%	13	304,760,911	1.9%
Al Andalus Bank	16	83,643,444	0.7%	14	256,553,675	1.6%
Al Wafa Bank	15	118,125,416	1.0%	15	216,160,234	1.4%
Al Waha Bank	14	139,808,285	1.2%	16	153,070,204	1.0%
Tadhamon Bank	17	81,503,492	0.7%	17	139,785,177	0.9%
Libyan Foreign Bank	13	263,843,143	2.2%	18	79,231,795	0.5%
Mediterranean Bank	18	42,300,748	0.4%	19	39,907,490	0.2%
Alejmaa Alarabee Bank	20	0	0.0%	20	0	0.0%
Total	-	11,957,815,645	100.0%		15,975,083,907	100.0%



Amounts sold to banks in foreign exchange - According to purpose.

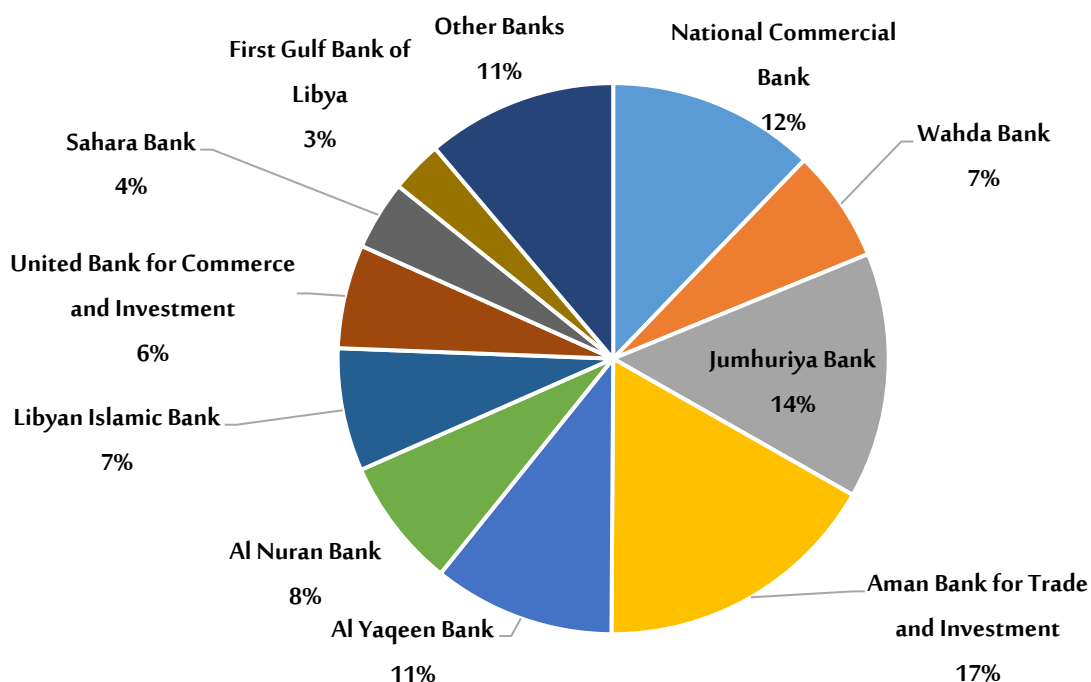
"In Millions of USD"

Order	Bank	Letters of Credit		Transfers		Personal Purposes	
		From 1/1 to 30/09 of 2022	From 1/1 to 30/09 of 2023	From 1/1 to 30/09 of 2022	From 1/1 to 30/09 of 2023	From 1/1 to 30/09 of 2022	From 1/1 to 30/09 of 2023
-1	National Commercial Bank	538,047,511	1,015,256,711	521,892	5,161,502	880,850,469	1,161,626,472
-2	Wahda Bank	555,953,849	1,714,671,067	271,386	920,049	245,746,206	273,661,249
-3	Jumhuriya Bank	956,733,126	989,504,347	6,854,177	47,146,112	652,178,500	786,375,000
-4	Aman Bank	352,180,711	506,992,748	0	465,540	1,625,337,592	1,176,858,211
-5	Al Yaqeen Bank	951,090,534	703,242,587	2,412,930	11,303,112	331,103,260	688,666,116
-6	Al Nuran Bank	790,918,953	1,052,849,496	6,378,178	23,109,304	102,725,652	289,913,887
-7	Libyan Islamic Bank	748,923,543	856,055,780	14,843,643	39,497,432	114,804,965	245,707,443
-8	United Bank	357,850,258	322,708,209	874,789	3,374,237	409,965,822	777,907,468
-9	Sahara Bank	233,574,106	283,402,655	7,024,925	8,871,204	294,717,042	488,921,303
-10	North African Bank	257,457,722	300,952,686	25,924,063	38,328,917	15,876,063	169,685,225
-11	First Gulf Bank of Libya	405,512,846	439,431,213	10,848,500	29,724,596	1,700	285,485
-12	Saray Bank for Trade and Investment	320,735,755	309,289,017	0	14,517,435	3,446,775	9,230,604
-13	Commerce and Development Bank	0	3,600,000	0	0	6,903,675	301,160,911
-14	Al Andalus Bank	82,931,945	231,597,433	711,498	5,391,934	0	19,564,307
-15	Al Wafa Bank	117,102,536	213,600,439	0	0	1,022,880	2,559,795
-16	Al Waha Bank	90,043,370	70,800,886	726,311	0	49,038,604	82,269,318
-17	Tadhamon Bank	81,503,492	139,785,177	0	0	0	0
-18	Libyan Foreign Bank	253,421,050	56,328,068	9,975,743	22,616,337	446,350	287,390
-19	Mediterranean Bank	36,217,259	33,015,096	0	0	6,083,489	6,892,394
-20	Alejmaa Alarabee Bank	0	0	0	0	0	0
	Total Grand	7,130,198,565	9,243,083,616	87,368,035	250,427,713	4,740,249,044	6,481,572,578



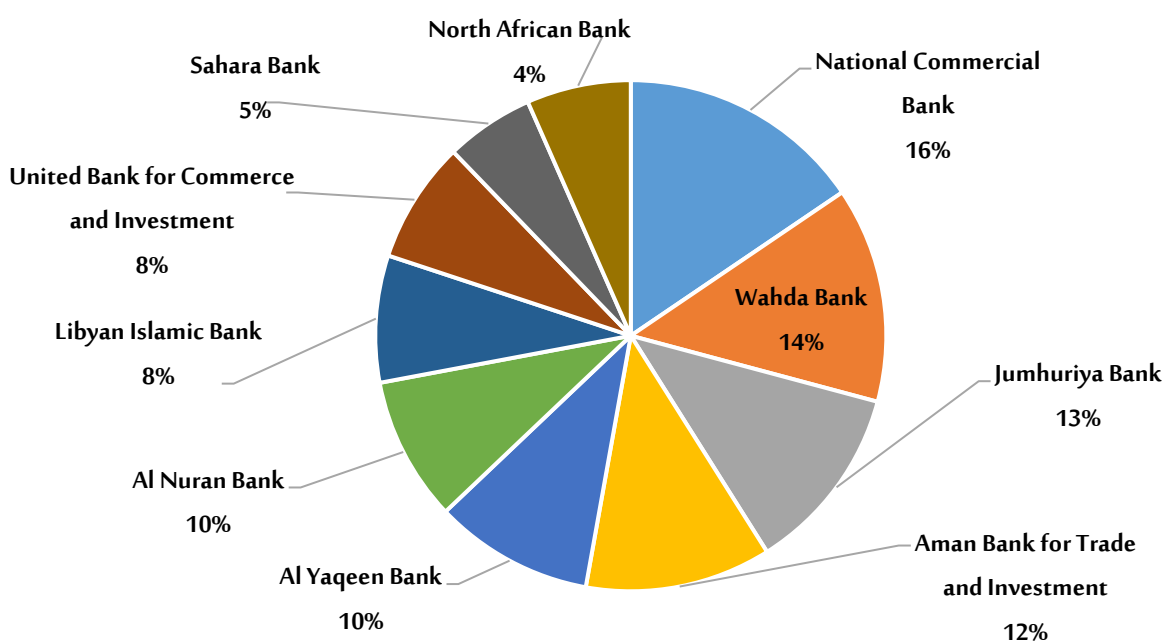
Relative importance by bank for foreign exchange uses

from 1/1 to 30/09 of 2022



Relative importance by bank for foreign exchange uses

from 1/1 to 30/09 of 2023

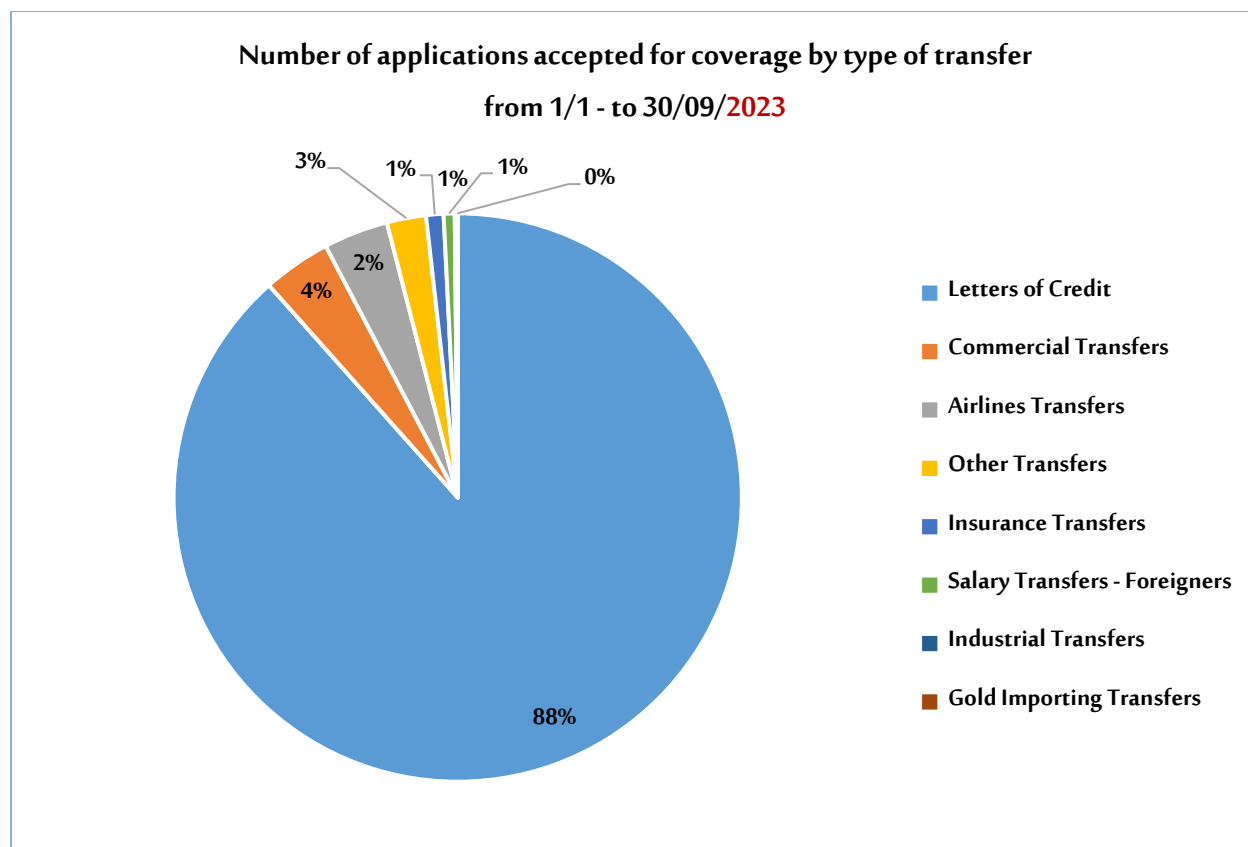




Second: Accepted bank requests to cover Letters of Credit and transfers, except for personal purposes, from 1/1 – to 30/09/2023:

The number of companies, factories, public entities, and other entities whose applications were approved to purchase foreign exchange from 1/1 – to 30/09/2023 has reached (1,866), with a number of total requests amounting to 12,097 applications. Most of these applications were made in purpose to cover letters of credit, which were 10,698 applications, 88.4% of the total applications, as shown in the following table:

Transfer type	Number of requests				Total	Relative Importance %
	Private Sector	Public Sector	Banking Sector	Various Entities		
Letters of Credit	10,444	246	8	0	10,698	88.4%
Commercial Transfers	387	56	0	4	447	3.7%
Airlines Transfers	41	319	26	1	387	3.2%
Other Transfers	36	236	2	3	277	2.3%
Insurance Transfers	36	87	0	0	123	1.0%
Salary Transfers - Foreigners	0	0	0	83	83	0.7%
Industrial Transfers	70	0	0	0	70	0.6%
Gold Importing Transfers	12	0	0	0	12	0.1%
Total	11,026	944	36	91	12,097	100%



Firstly: Requests to all Sectors:

Banks' requests to cover letters of credit and transfers – all sectors

1- According to the beneficiary countries

The table below shows the values of banks' requests made by all sectors to purchase foreign exchange from 1/1 – to 30/09/2023, the table illustrates the value in terms of beneficiary countries, the data shows that 34.0% of bank transfers to cover letters of credit or other transfers were to the United Arab Emirates, whereas Egypt was in second place with a rate of 9.3%, followed by Turkey, China and United Kingdom with rates of 8.5%, 5.9%, and 5.6%, respectively. The following table shows the important twenty beneficiary countries.



Banks' requests to cover letters of credit and transfers – all sectors
(According to the top twenty beneficiary countries)

From 1 – 1 to 30/09/2023

Order	Beneficiary Country	Value in USD	Relative Importance %
1	United Arab Emirates	3,516,185,127	34.0%
2	Egypt	962,198,845	9.3%
3	Turkey	882,541,443	8.5%
4	China	606,264,408	5.9%
5	United Kingdom	576,671,166	5.6%
6	Switzerland	554,629,747	5.4%
7	Tunisia	507,052,459	4.9%
8	Italy	330,726,206	3.2%
9	Austria	301,218,531	2.9%
10	Spain	225,737,568	2.2%
11	Netherlands	196,753,607	1.9%
12	South Korea	183,925,673	1.8%
13	Japan	143,336,887	1.4%
14	Germany	139,790,925	1.4%
15	Sweden	131,845,501	1.3%
16	Thailand	113,026,202	1.1%
17	Hong Kong S.A.R.	99,919,099	1.0%
18	Canada	87,374,947	0.8%
19	France	87,053,875	0.8%
20	United States	74,134,701	0.7%



2- According to the countries of origin for the goods or services

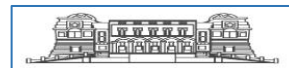
The table below shows the values of banks' requests made by all sectors to purchase foreign exchange by goods or services origins from 1/1 – to 30/09/2023, it is clear that Turkey ranked first, as goods or services of Turkish origin accounted for 19.5% of the total accepted purchase requests. Imports of goods or services of Egyptian origin came in second place, accounting for 13.8% of the total, and goods or services of Chinese origin accounted for 13.1% ranked third during the period, while goods and services of Russian origin accounted for 7.2%, and those of Indian origin accounted for 5.3%, while the goods and services of Tunisian origin accounted for 4.0% of the total. The following table shows twenty countries of origin for goods or services.

Banks requests to cover letters of credit and transfers - all sectors

(According to the countries of origin for the goods or services)

From 1 – 1 to 30/09/2023

Order	Country of origin of goods or services	Value in USD	Relative Importance %
1	Turkey	2,019,879,113	19.5%
2	Egypt	1,426,541,786	13.8%
3	China	1,355,870,905	13.1%
4	Russian Federation	742,357,977	7.2%
5	India	546,514,647	5.3%
6	Tunisia	418,928,473	4.0%
7	Brazil	373,533,540	3.6%
8	United Arab Emirates	309,922,437	3.0%
9	Italy	292,291,452	2.8%
10	Germany	235,514,274	2.3%
11	Netherland	197,550,810	1.9%
12	Argentina	178,746,544	1.7%
13	Ukraine	175,580,200	1.7%
14	Thailand	157,058,484	1.5%
15	Spain	153,849,836	1.5%



16	Ireland	148,939,165	1.4%
17	South Korea	142,351,659	1.4%
18	Sweden	132,742,026	1.3%
19	United States	123,301,178	1.2%
20	Belgium	103,438,005	1.0%

Secondly: Requests According to Sectors:

Accepted bank requests to buy foreign exchange – According to sectors

From 1/1 – to 30/09/2023

Sector	Number of companies ,factories, or entities
Private Sector	1,733
Public Sector	43
Banking Sector	4
Foreigners (Salary Transfers)	86
Total	1,866

1- Private sector:

During the period from 1/1 – to 30/09/2023, the number of private sector companies and factories were (1,733) whose requests foreign exchange to cover letters of credit and other transfers were approved. Banks' requests to purchase foreign exchange by the private sector to import production and operation requirements ranked first among total purchase requests during the period, accounting for 17.6% of total foreign exchange purchase requests. While the requests to cover import of miscellaneous food commodities ranked second with relative importance of 10.6%, whereas the requests to cover the commodity production requirements accounted for 10.5%, and the import of feed accounted for 8.4% of the total. The following table shows the purchase requests for commodities or services during the reported period.

**Purchase orders for the fifty most important goods or services - Private Sector****From 1/1 – to 30/09/2023**

Order.	Goods or services	Value in USD	Relative Importance %
1	Production and Operation Supplies	1,653,952,949	17.6%
2	Miscellaneous Food Commodities	995,145,057	10.6%
3	Essential Commodity Production Requirements	992,180,615	10.5%
4	Feed	784,798,987	8.4%
5	Building Materials and Construction Supplies	707,995,886	7.5%
6	Electronic Equipment	682,898,606	7.3%
7	Transportation, tires, batteries, and spare parts	582,173,947	6.2%
8	Machinery and Equipment	408,748,873	4.4%
9	Live and frozen meat	378,167,397	4.0%
10	Household and Household Electrical	348,417,274	3.7%
11	Milk	293,392,611	3.1%
12	Foodstuffs	221,695,986	2.4%
13	Medicines	207,867,247	2.2%
14	Furniture	150,541,290	1.6%
15	Milk, diapers and baby food	147,814,826	1.6%
16	Cheeses	121,640,790	1.3%
17	Cleaning Materials	102,996,887	1.1%
18	Tobacco of all kinds and accessories	91,009,217	1.0%
19	Agricultural	80,375,397	0.9%
20	ICT Services	56,227,017	0.6%
21	Fruits and Vegetables	54,244,897	0.6%
22	Cleaning Materials	36,370,827	0.4%
23	Agricultural	36,137,214	0.4%
24	Various navigational services	34,151,872	0.4%
25	Production and Operation Services	25,805,154	0.3%
26	Airlines Transfers	25,415,004	0.3%
27	Clothing and Shoes	25,079,654	0.3%
28	Sanitary materials	22,468,488	0.2%



29	Special requests for Libyan Wings Company	21,367,031	0.2%
30	Gold import transfer	20,880,692	0.2%
31	Stationery	16,904,541	0.2%
32	Oia Airlines expenses	7,679,613	0.1%
33	Ghadames Airlines Company	7,542,548	0.1%
34	Butter	7,326,134	0.1%
35	Fish and Marines	7,277,013	0.1%
36	Carpets and Textiles	7,058,960	0.1%
37	Libyan Air Transport Company	4,742,203	0.1%
38	Ghee	4,689,878	0.05%
39	Insurance Companies Transfers	3,423,628	0.04%
40	Veterinary Medicines	3,061,763	0.03%
41	Sama Mediterranean Airlines Company	2,382,497	0.03%
42	Costs of Tourist Services	1,530,086	0.02%
43	United Insurance Company	1,019,922	0.01%
44	Medical	884,284	0.01%
45	Iron and Steel Plant Operating Requirements	669,240	0.01%
46	Training Course Transfers	528,100	0.01%
47	Libyan Airlines Requests	485,195	0.01%
48	Miscellaneous	451,793	0.00%
49	Goods for public services	424,315	0.00%
50	Port Operating Supplies	28,500	0.00%

**Purchase orders according to the fifty most important companies - Private Sector****From 1/1 – to 30/09/2023**

Order.	Company or factory	Value in USD
1	Al Naseem Food Industries	137,151,284
2	Toyota Libya Automotive and Spare Parts Trading and Import and Export	135,494,700
3	Tareeq Alkara Company for Importing Foodstuffs	123,691,100
4	Africa Beverage Bottling Company	105,680,350
5	Wadi Al-Kouf Company for Mills, Feed and Rice Mills	95,294,800
6	Doroob Libya Company for Importing Transportation Vehicles and Accessories	90,542,036
7	Al Bonyan Company for Smelting and Rolling Metals	77,581,313
8	Alsharaq Allebee Company for Mills, Feed and Rice Mills	69,803,517
9	Thel Ateen Company for the manufacture of dairy and its derivatives	67,452,000
10	Al-Jayed Food Industries Company	63,186,945
11	Sama Al-Riyaf Company for importing foodstuffs, vegetables, fresh fruits, livestock, and meat	59,107,764
12	Alwesam Adahabee Company for the manufacture of flour, mills, feed and rice mills	58,298,465
13	Ibtahj Atabeeaa Company for Importing Foodstuffs	57,816,120
14	Aljuda Alalameyah Alola Company for Feed Industry, Flour Mills and Food Industries	57,758,082
15	Almasbobat Company for Building Materials Industry	54,400,880
16	Aljahez Company for Importing Foodstuffs	54,222,090
17	Allebeyah Almotaheda Company for Bottling Beverages	53,993,000
18	Al-Rayhan Company for Food Industry	52,400,356
19	Al-Rafiq Al-Amthal Company for Building Materials Industry	49,815,863
20	Alpha Company for Mills, Feed and Food Industries	48,265,579
21	Al-Mawsim Company for Food Industries and Rice Mills	47,879,095
22	Alasalla Adahabyah Company for Mills and Rice Mills	46,611,351
23	Al-Anhar Flour Manufacturing Company	45,185,700
24	Al Mamoura Company for Importing and Distributing Foodstuffs	44,296,706
25	Saluk Company for the manufacture of feed of all kinds and mills	43,200,000
26	Alfateh Aljadeed Company for the manufacture of cleaning materials	43,119,317
27	Al-Itqan Almotaqadem Company for Flour Industry	42,609,770
28	Anaam Libya Company for Importing Feed and Supplements	41,850,000



29	Adwaa Al Nayzak Company for importing electronic devices, electrical and non-electrical devices and materials and accessories	41,612,111
30	Basmati Food Industries	39,877,779
31	Asawahel Adahabyah Company for Importing Foodstuffs	37,491,023
32	Basmat Aljwada Company for Importing Foodstuffs, Livestock, Meat and Fruits	36,345,040
33	Al-Jaid Food Industries Company	35,391,508
34	Tajoura Al Hayat Food Industries	35,065,300
35	Alboyoot Alkamelah Company for Importing Electronic Appliances	34,454,855
36	Al Sadd Alhadeeth Feed Manufacturing Company	34,249,992
37	Al Taawun Factory for Feed Industry	33,964,656
38	Al-Taj Alarekaah company for importing electronic and electrical appliances and their accessories and spare parts	33,665,513
39	Adwaa Afriqyah Company for the import of foodstuffs, livestock, and meat	32,712,249
40	Al Waha Adaolyah Company for Grain Milling and Feed Industry	31,767,914
41	Nebras Al-Khair Company for Feed Industry and Grain Milling	31,429,304
42	Al Mamoura Alola Company for Importing Foodstuffs	31,030,084
43	Haath Shamal Afriqyah Company for the manufacture, desalination and bottling of drinking water	30,535,900
44	Al-Fadel Al-methalyah Company for importing raw materials	29,900,736
45	Nabth Alatlasee Company for Importing Livestock and Meat	29,799,838
46	Al-Saraya Al-Raqi Company for importing foodstuffs, vegetables, fruits, livestock and meat	29,111,467
47	Nawras Company for Feed Industry, Mills and Rice Mills	28,962,589
48	Trabulus Alkobra Company for the manufacture and packaging of tomatoes and foodstuffs	28,146,618
49	Al-Mashareq Aljadeedah Company for Importing Foodstuffs, Meat and Frozen	27,944,338
50	Alrawabi Adahabeyah Company for Importing Building Materials and Sanitary Materials	27,933,516



2- Public Sector

The number of public sector entities whose requests for foreign exchange to cover letters of credits and other transfers were approved reached **43 entities** from 1/1 – to 30/09/2023. Where banks' requests to purchase foreign exchange Libyana Mobile Phone Company, ranked first from the total purchase requests during the reported period, accounting for 20.9% of the total foreign exchange purchase requests, while from Libyan Iron and Steel Company ranked the second with relative importance of 14.0%, whereas requests made by Almadar Aljadid accounted for 12.8%, while the requests to cover Communications and IT Services accounted for 11.0%, and the requests to cover the import of Production and Operation Requirements accounted for 9.8%. The following table shows purchase requests made by the public sector.

Purchase orders by commodity or services - Public sector

From 1/1 – to 30/09/2023

Order.	Goods or services	Value in USD	Relative Importance %
1	Libyana Mobile Phone Company Requirements	192,005,941	20.9%
2	Iron and steel plant operating requirements	128,182,127	14.0%
3	Almadar Aljadid Requirements	117,607,821	12.8%
4	Communications and IT Services	101,013,968	11.0%
5	Production and operation requirements	89,774,458	9.8%
6	General Authority of the Social Security Fund	51,900,000	5.7%
7	Electronic Devices	49,599,856	5.4%
8	Arab Union Contracting Company	28,941,250	3.2%
9	Hatef Libya Company Operating Requirements	26,964,828	2.9%
10	Airline Transfers	14,875,862	1.6%
11	Building Materials and Construction Supplies	12,656,945	1.4%
12	Insurance Company Transfers	8,584,149	0.9%
13	Feeds	8,425,000	0.9%
14	General Electricity Company Supplies	8,039,172	0.9%
15	Afriqiyah Airways	7,928,977	0.9%



16	Libya Telecom and Technology Company	7,491,867	0.8%
17	Social Security Fund	7,252,964	0.8%
18	Machinery and Equipment	6,922,203	0.8%
19	Production and Operation Services	6,840,189	0.7%
20	Libyan Airlines Requests	5,906,870	0.6%
21	Medicines	5,629,344	0.6%
22	Tunisair	4,420,000	0.5%
23	Housing and Utilities Projects Authority	4,061,781	0.4%
24	Transportation, tires, batteries and spare parts	3,745,621	0.4%
25	Operating needs of Muamalat	3,353,351	0.4%
26	Port operation and maintenance requirements	2,630,976	0.3%
27	General Water Conversion Company Supplies	2,013,448	0.2%
28	Stationery	1,994,750	0.2%
29	Libyan Ports Company	1,809,209	0.2%
30	Social Welfare Fund	1,300,694	0.1%
31	Health Treatment Transfers	1,200,000	0.1%
32	Household and Electrical	813,828	0.1%
33	National Cement Company	760,581	0.1%
34	Clothing and Shoes	755,974	0.1%
35	Essential Commodity Production Requirements	675,815	0.1%
36	State Company for Importing Security Goods	578,825	0.1%
37	Insurance Companies Requests	182,873	0.02%
38	Miscellaneous	114,977	0.01%
39	Libyan Federation of Insurance Companies	93,690	0.01%
40	Training Course Transfers	60,000	0.01%
41	Port Operating Requirements	15,112	0.00%

**Purchase requests by entities - Public sector****From 1/1 – to 30/09/2023**

Order.	Entity Name	Value in USD
1	Libyana Mobile Phone Company	295,961,978
2	Almadar Aljadid Company	132,636,736
3	Libyan Iron and Steel Company	130,116,999
4	Administrative Centres Development Authority	58,928,103
5	General Authority of the Social Solidarity Fund	51,900,000
6	Arab Union Contracting Company J.S.C	44,088,991
7	Libya Telecom and Technology Company J.S.C	32,527,037
8	Hatef Libya Company	31,301,784
9	Afriqiyah Airways	20,636,989
10	Libyan International Telecommunications Company	13,895,596
11	Aljeel Aljadded Technology Company	11,296,036
12	National Mills and Feed Company	8,975,846
13	Misurata Free Zone	8,487,117
14	General Electricity J.S.C	8,039,172
15	Libyan Airlines	8,035,701
16	Libya Insurance Company	7,912,397
17	Al Ahlia Cement J.S.C	7,439,825
18	Social Security Fund	7,252,964
19	Housing and Utilities Projects Implementation Authority	5,323,320
20	Muamalat Financial Services Company	4,506,319
21	Tunisair Branch	4,420,000
22	General Company for General Cleaning Services Tripoli	2,742,559
23	Authority for the Construction and Maintenance of Ports and Fishing Harbours	2,315,300
24	Libyan Ports Company	2,139,997
25	General Water Conversion Company	2,013,448
26	General Company for Paper and Printing	1,994,750
27	High Commission for the Care of People with Special Needs	1,949,824
28	Alenma Electric Investment Company	1,826,982



29	Social Welfare Fund at the Ministry of Interior	1,300,694
30	Pediatric Hospital Benghazi	1,200,000
31	Civil Status Department	1,013,636
32	Libyan Federation of Insurance Companies	918,112
33	Systems Company for Electrical Construction J.S.C	813,828
34	University Hospital Tripoli	740,896
35	State Company for Importing Security Goods J.S.C	578,825
36	Ras Ajdir Musaed new highway project Implementation	498,751
37	Libyan Accreditation Centre	443,290
38	Libyan Ground Services Company	394,619
39	Libya Post Company	245,865
40	University of Benghazi	174,977
41	Trucks and Buses Company	104,001
42	Libyan Anama Insurance Company J.S.C	30,203
43	National Agricultural Aviation Authority	1,829



3- Banking Sector :

Accepted Coverage Requests - **Banking Sector**

From 1/1 - to 30/09/2023

"Descending order"

Order.	Bank	Value in USD
1	First Gulf Bank of Libya	14,015,551
2	United Bank for Commerce and Investment	3,193,939
3	Alaman Bank for Trade and Investment	2,784,330
4	Al Andalus Bank Company	1,631,962

According to Goods and Services - **Banking Sector**

"Descending order"

Order.	Goods or Services	Value in USD
1	Profit Transfer to the Foreign Partner - First Gulf Bank of Libya	14,015,551
2	Profit Transfer to the Foreign Partner - The United Bank	3,193,939
3	Protection System Costs	993,999
4	Visa raw cards	532,519
5	Financial guarantee MasterCard	450,000
6	Display screens	414,033
7	Purchase of system licenses	337,733
8	Payment of the guaranteed value	300,000
10	Paper Counting Machines	284,539
11	20 ATM machines and spare parts	274,077
12	External transfer	200,000
13	Android Devices	126,763
14	400 POS devices	101,410
15	System Support Services	70,000
16	System support services	60,000
17	Technical Support Services Contract	60,000
18	Air Conditioning	56,990
19	Foreign Transfer	20,000



20	Multiple Documentation - Maintenance	20,000
21	Reimbursement of SWIFT expenses	19,496
22	Programming	19,191
23	Prepaid Cards	17,158
24	Renewing Services Fee	12,772
25	Prepaid Cards	11,750
26	Review of the SWIFT system	5,788
27	Software Products and Services	4,944
28	External transfer	4,944
29	Subscription Fees	4,944
30	Oracle software customization	4,500
31	Payments for products	4,200
32	Membership Fees	2,237
33	Cash machine cards	2,000
34	Software Fee	244
35	Security products fee	61

According to Country of Origin - Banking Sector**From 1/1 - to 30/09/2023****"Descending order"**

Order.	Country of origin	Value in USD
1	United Arab Emirates	14,471,164
2	Bahrain	3,193,939
3	Morocco	993,999
4	China	642,206
5	Spain	532,519
6	Canada	500,000
7	United States	450,000
8	France	284,539
9	Hungary	274,077
10	India	144,500
11	South Korea	56,990



12	Belgium	38,992
13	Lebanon	25,788
14	United Kingdom	17,069

According to Beneficiary Country - Banking Sector**"Descending order"**

Order.	Beneficiary Country	Value in USD
1	United Arab Emirates	14,942,187
2	Bahrain	3,468,016
3	Morocco	1,222,172
4	United States	950,000
5	Spain	532,519
6	France	284,539
7	India	144,500
8	Belgium	38,992
9	Lebanon	25,788
10	United Kingdom	17,069

4- Foreigners (salary transfers) :**Accepted Coverage Requests****Foreign Transfers - Salaries****From 1/1 - to 30/09/2023**

Order.	Entity	Value in USD
1	Costs Visa Fees - the Republic of Turkey Embassy of	21,612,113
2	Salary transfers for foreigners (83)	1,241,816
3	Transfer - Transfer of surplus sales to Tunisian services Flight	1,155,779
4	the State of Qatar - Visa Fees Costs Embassy of	3,083

**According to Beneficiary Country - Foreign Transfers (Salaries)**

Order.	Beneficiary Country	Value in USD
1	Turkey	21,612,113
2	Tunisia	1,175,323
3	Ukraine	207,194
4	India	192,707
5	Poland	156,506
6	Egypt	115,850
7	Bulgaria	114,626
8	Philippines	91,661
9	Jordan	67,680
10	Sudan	43,510
11	Sudan	41,000
12	Moldova	36,610
13	Emirates United Arab	34,010
14	Germany	19,580
15	Syria	19,500
16	Bangladesh	18,796
17	Slovakia	14,000
18	Italy	11,402
19	Qatar	10,083
20	United States	10,000
21	Hungary	9,700
22	Iraq	6,740
23	France	4,200



Appendices

Accepted coverage requests for all sectors from 1/1 – to 30/09/2023:

- List of all beneficiary companies and factories
- Purchase Orders by Goods or Services
- Purchase orders by country of origin of goods or services and the beneficiary country.

Accepted Coverage Requests ⓘ
List of all Companies and Factories - Private Sector ⓘ
From 1/1 - to 30/09/2023 ⓘ

"Descending order" ⓘ

Order.	Company or factory	Value in USD
1	Al Naseem Food Industries	137,151,284
2	Toyota Libya Automotive and Spare Parts Trading and Import and Export	135,494,700
3	Tareeq Alkara Company for Importing Foodstuffs	123,691,100
4	Africa Beverage Bottling Company	105,680,350
5	Wadi Al-Kouf Company for Mills, Feed and Rice Mills	95,294,800
6	Doroob Libya Company for Importing Transportation Vehicles and Accessories	90,542,036
7	Al Bonyan Company for Smelting and Rolling Metals	77,581,313
8	Alsharaq Allebee Company for Mills, Feed and Rice Mills	69,803,517
9	Thel Ateen Company for the manufacture of dairy and its derivatives	67,452,000
10	Al-Jayed Food Industries Company	63,186,945
11	Sama Al-Riyaf Company for importing foodstuffs, vegetables, fresh fruits, livestock and meat	59,107,764
12	Alwesam Adahabee Company for the manufacture of flour, mills, feed and rice mills	58,298,465
13	Ibtahj Atabeeaa Company for Importing Foodstuffs	57,816,120
14	Aljuda Alalameyah Alola Company for Feed Industry, Flour Mills and Food Industries	57,758,082
15	Almasbobat Company for Building Materials Industry	54,400,880
16	Aljahez Company for Importing Foodstuffs	54,222,090
17	Allebeyah Almotaheda Company for Bottling Beverages	53,993,000
18	Al-Rayhan Company for Food Industry	52,400,356
19	Al-Rafiq Al-Amthal Company for Building Materials Industry	49,815,863
20	Alpha Company for Mills, Feed and Food Industries	48,265,579
21	Al-Mawsim Company for Food Industries and Rice Mills	47,879,095
22	Alasalla Adahabyah Company for Mills and Rice Mills	46,611,351
23	Al-Anhar Flour Manufacturing Company	45,185,700
24	Al Mamoura Company for Importing and Distributing Foodstuffs	44,296,706
25	Saluk Company for the manufacture of feed of all kinds and mills	43,200,000
26	Alfateh Aljadeed Company for the manufacture of cleaning materials	43,119,317
27	Al-Itqan Almotaqadem Company for Flour Industry	42,609,770
28	Anaam Libya Company for Importing Feed and Supplements	41,850,000

29	Adwaa Al Nayzak Company for importing electronic devices, electrical and non-electrical devices and materials and accessories	41,612,111
30	Basmati Food Industries	39,877,779
31	Asawahel Adahabyah Company for Importing Foodstuffs	37,491,023
32	Basmat Aljwada Company for Importing Foodstuffs, Livestock, Meat and Fruits	36,345,040
33	Al-Jaid Food Industries Company	35,391,508
34	Tajoura Al Hayat Food Industries	35,065,300
35	Alboyoot Alkamelah Company for Importing Electronic Appliances	34,454,855
36	Al Sadd Alhadeeth Feed Manufacturing Company	34,249,992
37	Al Taawun Factory For Feed Industry	33,964,656
38	Al-Taj Alarekaah company for importing electronic and electrical appliances and their accessories and spare parts	33,665,513
39	Adwaa Afriqyah Company for the import of foodstuffs, livestock and meat	32,712,249
40	Al Waha Adaolyah Company for Grain Milling and Feed Industry	31,767,914
41	Nebras Al-Khair Company for Feed Industry and Grain Milling	31,429,304
42	Al Mamoura Alola Company for Importing Foodstuffs	31,030,084
43	Haath Shamal Afriqyah Company for the manufacture, desalination and bottling of drinking water	30,535,900
44	Al-Fadel Al-methalyah Company for importing raw materials	29,900,736
45	Nabth Alatlasee Company for Importing Livestock and Meat	29,799,838
46	Al-Saraya Al-Raqi Company for importing foodstuffs, vegetables, fruits, livestock and meat	29,111,467
47	Nawras Company for Feed Industry, Mills and Rice Mills	28,962,589
48	Trabulus Alkobra Company for the manufacture and packaging of tomatoes and foodstuffs	28,146,618
49	Al-Mashareq Aljadeedah Company for Importing Foodstuffs, Meat and Frozen	27,944,338
50	Alrawabi Adahabeyah Company for Importing Building Materials and Sanitary Materials	27,933,516
51	Ishbilyah Company for Feed and Flour Industry	27,926,982
52	Al Mamoura Company for Food Industries, Mills and Feed	27,638,716
53	Asahel Company for Importing Livestock and Meat	26,892,369
54	Anwar Al-Madina Company for importing electrical and non-electrical appliances and materials and their spare parts	26,808,379
55	Al-Sawaed Company for Wood Industries	26,278,122
56	Jazan Alhadetahh Company for Importing Electrical and Non-Electrical Appliances and Materials, Their Spare Parts and Electro Appliances	25,801,668
57	Gethaa Aneel Company for Importing Foodstuffs, Vegetables, Fresh Fruits, Livestock and Meat	25,576,800
58	Almostakshaf Adoleyah Oil Services Company	25,543,073

59	Shams Alwatan Alola Company for Importing Electrical and Electronic Appliances, Accessories and Spare Parts	24,944,274
60	Rawafed Algethaa Company for Importing Foodstuffs	24,577,980
61	Athemar Allebyah Company for Importing Foodstuffs	24,574,350
62	Al Sarab Aluminum Manufacturing Company	24,462,660
63	Sama Almarai Company for Mills, Feed Industry and Rice Mills	24,036,940
64	Alofok Company for Importing Mother and Child Supplies	24,024,742
65	Al Maisam Company for Importing and Maintaining Cars	23,813,784
66	Almotahed Aljadeedd Company for Importing Tobacco, Cigarettes and Accessories	23,664,714
67	Bait Al-Nojoom Company for importing electrical and electronic devices and equipment and their spare parts	23,659,189
68	Assad Alalee Company for the manufacture of electronic devices	23,434,944
69	Allebeeyah Alkobraa Company for the manufacture of semolina and flour	23,340,912
70	Lamsat Alhayah Company for importing medical equipment, medicines, medical preparations, mother and child supplies	22,906,695
71	Al Mekyal Kitchens Manufacturing Company	22,753,178
72	Al-Roken Al-Maliki Company for PVC Industry	22,568,465
73	Majmoat Almotahadah Company for Mills and Feed	22,536,234
74	Al-Nayzak Al-kadef Company for the import of electrical and non-electrical materials, their spare parts, electronic materials and an accessory	22,431,060
75	Hadrian Food Import company Ltd.	22,318,259
76	Al Dhafra Allebeyah Company for the manufacture of feed and grinding of grain of all kinds	22,264,700
77	Shamal Almotawaset Food Import Company	22,203,656
78	Libyan Wings Aviation J.S.C	22,146,382
79	Alshorouk Allebeyah Company for Mills and Feed	21,885,628
80	Majmoat Al-Imtiaz Company for Importing Means of Transport and Accessories	21,860,714
81	Jood Alola Company for Importing Raw Materials	21,671,916
82	Afak Algad Aljadded Company for the import of electrical and non-electrical devices and materials and spare parts	21,630,600
83	Adri Company for Importing Transportation and Accessories	21,516,263
84	Ishrakat Arabee Company for the manufacture and assembly of pumps	21,504,366
85	Almaraee Alkasbaa company for mills, fodder and rice mills	21,444,593
86	Al-Mutaleeq Company for PVC Industry	21,292,500
87	Safaa Al-Gouda Company for Flour Industry	21,130,600
88	Mabrouka Food Industries Company	21,097,493

89	Sahem Group Company for Importing Raw Materials	21,082,223
90	Boroj Royal Company for Importing Tobacco, Cigarettes and Accessories	21,024,797
91	Al Rammah Food Import Company	21,019,218
92	Sheryan Alhayah Company for importing all types of feed and supplements, agricultural equipment, animal seeds and crawling grinding	20,982,090
93	Almadaak Ataeab company for importing foodstuffs, livestock and meat	20,844,918
94	Alkuhoms Company for the manufacture of electrical and household materials	20,829,970
95	Aletezan Alamthal Company for Importing Raw Materials	20,672,857
96	Jood Almawsam Company for Importing Foodstuffs	20,340,500
97	Alrokon Alelektroni Company for the manufacture of electronic and electrical devices	20,003,354
98	National Tobacco Import Company	19,818,309
99	Atahadee Assamed Company for Mills and Feed	19,686,326
100	Wadi Alrabea Company for the production of flour and its derivatives	19,575,500
101	Al-Mumayzoon factory for the manufacture of doors and windows of aluminum and PVC	19,551,469
102	Aseel Al-Hurr Company for Aluminum Industry	19,516,118
103	Almethaq Alhadeeth Company for PVC Industry	19,455,194
104	Libya Al-Khair Company for Egg Hatching and Poultry Production	19,372,770
105	Al-Ishraq Al-Wa'ed Company for Steel and Plastic Industries	19,331,886
106	Tawasul Libya Company for Importing Electronics J.S.C	19,252,632
107	Al-Akarem Company for importing electrical and non-electrical appliances and materials, their spare parts, electronic devices and	19,232,650
108	Al-Ikhtiar Company for PVC Industry	19,219,306
109	Alqalaa Adahabyah Company for Importing Building Materials	18,937,692
110	Atanmeyah Alzeraeyah Company for Egg Fertilization and Poultry Production	18,898,818
111	Al Sadd Company for Animal Feed Industry	18,885,550
112	Aljwad Almoharekat company for importing cars	18,810,199
113	Albayet Aljadeed Company for Electronic and Electrical Industries	18,634,770
114	Oras Aljadded Furniture Manufacturing Company	18,633,160
115	Taif Food Import Company	18,265,136
116	Al Khebra Shipping Agencies Company is a subsidiary of Natco Holding Company	18,104,102
117	Alwetaq Alawal Company for PVC Industry	18,003,903
118	Al-Munajjid Company for PVC Industry	17,909,809
119	Alqalaa Amotaleqaa Company Building materials, paint, plastics and raw materials industry	17,877,962
120	Alnakwaa Allebyah Company for Importing Foodstuffs	17,835,027
121	Ghadames Air Transport Company J.S.C	17,523,489

122	Alicona Company for Kitchens Industry	17,486,650
123	Zakharif Company for Furniture Industry	17,397,554
124	Alwatar Asenaeyah Company for the manufacture of electronic and electrical appliances	17,353,980
125	Alkteyar Alafdal company for importing electronic and electrical appliances	17,343,534
126	Al-Mutqen Aluminum Manufacturing Company	17,256,467
127	Alkteyar Alamthal company for aluminum industry	17,253,099
128	Omega Company for Chemical Industries and Packaging Materials	17,077,700
129	Kremed Company for PVC Industry	17,043,575
130	Khairat Al-Ayadi Company for Importing Foodstuffs	16,920,100
131	Al Samoud Company for Importing Household Materials	16,792,247
132	Almobtaker Alhadeeth Company for the manufacture of PVC	16,781,110
133	Asayel Libya Company for Importing Building Materials, Sanitary Materials and Accessories	16,727,260
134	Al Diwan Factory For Plastic Industries	16,720,825
135	Noor Al Qamar Company for Electronic and Electrical Industries	16,717,220
136	Dar Almotakases Company for Importing Electronic and Electrical Appliances	16,502,264
137	Al-Sarraj Almodee Company for importing building materials, sanitary materials and accessories	16,292,976
138	Rakezat Albenaa Almotamayez Company for Importing Building Materials	16,131,852
139	Alayadee Adahabeyah Company for Steel Industries	16,052,966
140	Al-Marmar Al-Safi Company for Importing Building Materials, Sanitary Materials and Accessories	16,038,279
141	Burniq Company for Importing Tobacco, Cigarettes and Accessories	15,993,897
142	Sakhr factory for cutting and forming marble	15,834,947
143	Tarabulus Alola Company for Mills and Fodder	15,817,690
144	Keyan Company for the manufacture of water and oil factory supplies	15,740,272
145	Aboroj Alalee Company for Electronic and Electrical Industries	15,657,133
146	Bonyan Libya Future Company for importing electrical and non-electrical appliances and materials, their spare parts and appliances	15,617,568
147	Al Maher Adaolee Company for Mills and Feed	15,565,000
148	Al Kabtan Food Import Company	15,471,165
149	Ajawad Alabyath Company for Importing Raw Materials	15,448,272
150	Albahr Alazrak Water Desalination and Bottling Company	15,421,000
151	Super Company for the manufacture of building materials, coatings, plastics and raw materials	15,279,820
152	Al-Doroob Company for the manufacture of bitumen, tar and insulators	15,138,304
153	Safaeh Company for Aluminum Industry	14,949,335

154	Alreyad Allebeeyah Food Import Company with Ltd	14,889,164
155	Al Roken Aluminum Manufacturing Company	14,868,759
156	Beta polymer factory for the manufacture of raw materials for chemical industries	14,852,188
157	Almadena Alhadedeyah Company for Importing Building Materials	14,845,842
158	Al Mouja Company for Electronic Industries	14,811,725
159	Yaled Food Import Company	14,775,000
160	Almohtarfon Furniture Manufacturing Company	14,762,828
161	Alamat Almotawasset Company for Importing Means of Transport and Accessories	14,721,400
162	Atahadee Aloal Company for Paper and Cardboard Industry	14,719,231
163	Alebdaa Adaem Company for the manufacture and assembly of electrical appliances and electronic devices	14,713,907
164	Al Rabie Feed Industry Factory	14,649,000
165	Sanad Company for Importing Electronic Appliances, Electrical and Non-Electrical Materials and Mobile Phone Devices	14,574,717
166	Al-Ajwad Alhadeethaa Company for importing building materials, sanitary materials and accessories	14,568,085
167	Al-Ghoutat Company for Importing Tires and Tables	14,425,658
168	Aneel Alarabee Oil Services Company	14,400,000
169	Afreqyaah Aljadeedah Food Import Company	14,374,315
170	Aseel Company for the manufacture of diapers and tissue paper	14,262,114
171	Albahr Alazrak Water Desalination and Bottling Company	14,213,765
172	Alertekaa Almomayez Company for Food Industries and Mills Rice Mills	14,209,725
173	Bella Food Industries	14,147,470
174	SAS Company for the manufacture of building materials and plastic coatings	14,110,151
175	Al-Mutamqel Company for PVC Industry	14,102,589
176	Atahadee Aloal Company for Electronics Industry	13,963,125
177	Ataleaa Feed Industry Company Ltd.	13,878,326
178	Al-Araban Company for Importing Mother and Child Supplies	13,831,279
179	Al-Waha Company for Importing Foodstuffs, Livestock and Meat	13,798,620
180	Anojoom Albydaa Company for importing electrical and non-electrical appliances and materials, their spare parts and electrical devices	13,774,397
181	Al-Raed Group Company for Importing Raw Materials	13,746,948
182	Royal Company for Chemical Industries and Raw Materials	13,741,572
183	Al-Jidar Allebee Company for Importing Means of Transport and Accessories	13,716,243
184	Anaforaa Araeaa Company for Food Industries	13,608,000

185	Almaraee Alkadraa company for the manufacture of feed of all kinds	13,500,000
186	Abwab Alkeer Company for PVC Industry	13,444,350
187	Aljawdaa Araedaa company for importing foodstuffs	13,416,301
188	Aleshrakaa Aljadeed Furniture Manufacturing Company	13,415,804
189	Dekheila Tourism Services Company	13,374,879
190	Badia Al-Khair Company for Mills, Feed and Pasta	13,371,780
191	Almarsaa Aljadeed Company for egg hatching, poultry breeding and production	13,281,450
192	Nawarat Libya Company for Importing Foodstuffs	13,236,522
193	Almajd Aljadeed Company for Importing Building Materials and Sanitary Materials	13,211,748
194	Salouk Company for the manufacture of flour and its derivatives	13,142,500
195	Al-Nour Al-Tayeb Company for Feed Industry	13,060,800
196	Amotaqademoon Alllebeyoon Company for Importing Electronic and Electrical Appliances, Accessories and Spare Parts	13,058,979
197	Beta Cleaning Materials Factory	12,995,380
198	Alwan Company for Paper and Cardboard Industries	12,994,725
199	Wadi Gan Company for the manufacture of flour, wheat, feed and its derivatives	12,888,000
200	Lamsat Alkayer factory for the manufacture of furniture from wood	12,833,653
201	Al-Baraheen Group Company for Importing Medical Equipment, Medical Preparations and Mother and Child Supplies	12,780,284
202	Mabrouka Food Import Company	12,702,670
203	Aljood Araqee Alola company for the manufacture of feed and its derivatives	12,567,670
204	Alamedaa Amodeaa Company for Importing Building Materials and Sanitary Materials	12,556,608
205	Alrasikhoun Aljodod Company for the manufacture of building materials, sanitary materials and ceramics	12,476,077
206	Libya Alwataneyah Company for Building Materials and Furniture Industry	12,438,694
207	Albaqeyah Adahabeyah Company for the manufacture and assembly of electronics and spare parts	12,425,429
208	Sama Al-Khair Company for Importing Raw Materials	12,388,188
209	Anwar Manarat Trapulus Company for Importing household materials and electrical appliances	12,367,884
210	Rawasi Al Emar Company for Importing Building Materials	12,356,853
211	Nojoom Alkeer Paper Industries	12,332,725
212	Bisan Company for the manufacture and assembly of electronic and electrical equipment and software	12,236,655
213	Al Mamoura Company for Agricultural and Animal Investment	12,215,672
214	Eshada Company for the manufacture of electronic and electrical appliances	12,175,600

215	Almahara Alola Company for Furniture Industry	12,116,181
216	Almajal Alwasea Company for the manufacture of electronic and electrical appliances	12,114,876
217	Areyad Allebeyah Company for Importing Means of Transport and Accessories	12,095,846
218	Al Hosn Al Mateen Steel Industries	12,079,869
219	Adeqaa Company for the assembly and manufacture of electronics, electrical, various softwares, calculation systems and spare parts	12,054,793
220	Nawafed Group Company for Importing Medical Equipment, Medical Preparations and Mother and Child Supplies	12,041,434
221	Dar Al-Katkoot Company for unloading fertilized eggs and producing and breeding chicks	11,863,145
222	Al-Mateen Company for Importing Foodstuffs	11,857,207
223	Aroaa Almptamayezaa Company for the manufacture and assembly of electrical appliances and electronic devices	11,814,395
224	Rose Company for Importing Electronic Devices, Accessories and Spare Parts	11,810,057
225	Al Salam Food Industries Company	11,745,000
226	Al-Sarraj Al-Aali Company for Importing Building Materials, Sanitary Materials and Accessories	11,742,491
227	Al-Jouf Factory for Paint and Pastes Industry	11,657,849
228	Marmarat Andalus Company for Importing Building Materials	11,634,975
229	Aljazeera Alola Company for Importing Tires and Supplies	11,631,433
230	Naring Raw Materials Import Company	11,614,215
231	Qurtuba Mills and Feed Company	11,599,768
232	Al-Omran Company for Importing Means of Transport and Accessories	11,542,823
233	Lamar Benghazi plastic manufacturing company	11,502,681
234	Al-Amana Company for Importing Mother and Child Supplies	11,489,962
235	Anajm Assaeed Company for importing machinery, heavy equipment, supplies and spare parts	11,443,220
236	Al Yusr Aloal Company for Dairy Industry and its derivatives	11,416,500
237	Alofok Alazrak Company for importing electrical and non-electrical appliances and materials, their spare parts and electronic devices	11,381,975
238	General Company for the manufacture of building materials, paint, plastics and raw materials	11,246,780
239	Al-Rasheed Company for the manufacture of electronic and electrical appliances	11,159,150
240	Al-Midad Almotakadem Company for importing electronic devices and accessories	11,146,134
241	Sama Adahabeyah Company for Building Materials, Sanitary Materials and Ceraics	11,078,664
242	Al-Raeda Company for importing foodstuffs, livestock and meat	11,036,891
243	Aleqlemeyah Company for Importing Raw Materials	11,022,822
244	Riyada Marine Shipping Agencies Company	10,974,158
245	Safari Company for Importing Foodstuffs J.S.C	10,875,644

246	Al-Rahba Alhadethaa Company for the import of electrical and non-electrical devices and materials and their spare parts	10,851,760
247	Alaroos Albayda Company for Importing Livestock and Meat	10,771,395
248	Al Raedoun Group for Building Materials Industry	10,752,804
249	Jadeed Alomaa Company for Importing Cars, Spare Parts and Accessories	10,720,605
250	Ajyal Al-Ataa Al-Wafer Company for Importing Foodstuffs	10,696,100
251	Afdal Alkeyar company to import mother and child supplies	10,677,440
252	Al-Ahlam Company for the manufacture of sponges and mattresses is a subsidiary of Natco Holding Company	10,632,560
253	Alholol Almotakamelah Company for Importing Medicines and Medical Equipment	10,610,611
254	Almotakases Company for the manufacture of food and soft drinks	10,602,980
255	Atanmeyah Alhadethaa Company for Steel Industries	10,572,145
256	Al-Sarraj Al-Aali Company for the import of electrical and non-electrical appliances and materials and their spare parts	10,553,830
257	Al-Khairat Alalameyah Company for Importing Means of Transport and Accessories	10,510,902
258	Boherat Alshamal Tobacco Import Company	10,507,500
259	Ashofan Company for Importing Agricultural Machinery and Supplies and Spare Parts	10,436,800
260	Alwarak Alabwad Company for Paper and Cardboard Industries	10,434,875
261	Atwasul Aloal Company for Paper Industries	10,315,076
262	Zahrat Damascus Company for Importing Transportation and Accessories	10,313,570
263	Etar Alaman Company for Importing Means of Transport and Accessories	10,287,718
264	Adaoleyah Company for the manufacture of building materials, paints, plastics and raw materials	10,274,610
265	Atahadee Alola Company for Furniture Industry	10,272,165
266	Al Tariq Steel Industries Company	10,146,355
267	Sunbullah Food Industries Company	10,133,825
268	Ard Al Atta Food Industries Company Ltd.	10,129,690
269	Al Mubaher Kitchens Manufacturing Company	10,124,980
270	Alqalaa Wood Industries Company	10,109,420
271	Alpha Company for Importing Medicines, Medical Equipment, Medical Preparations and Mother and Child Supplies	10,064,565
272	Alelmeyah Company for the import of medicines, medical preparations and mother and child supplies	10,052,212
273	New Kout Company for importing machinery and heavy equipment, accessories, spare parts, equipment and equipment of factories and	10,025,200

274	Al-Barq Al-Madhi Company for importing mother and child supplies	9,966,743
275	Makamen Alola Company for Furniture Industry	9,965,717
276	Roaa Adoleyah Company for the manufacture of food, beverages and water bottling	9,930,590
277	Shams Al Majd Company for Importing Building Materials	9,890,778
278	Arafeek Adaeam Company for Metal and Plastic Industries	9,877,170
279	Alistifda Company for Information Technology and Installation of Surveillance Systems	9,785,415
280	Matla Alfajer Company for Importing Decorative Materials, Haberdashery and Cleaning Materials	9,716,290
281	Alolaloa Al Buraq Company for Cleaning Materials Manufacturing	9,711,000
282	Alkaleej Alafreeqee Company for Importing Machinery, Heavy Equipment and Spare Parts	9,709,226
283	Al Fakhama Adaoleyah Company for Metal Furniture Industry	9,687,320
284	Al-Quwaia Company for Mills, Feed and Pasta Industry	9,684,963
285	Majmoat Arowad Company for Smelting and Forming Metals	9,642,889
286	Mafaza Shamal Afreqyah Company for importing cars, spare parts, oils and accessories	9,636,408
287	Seiran Company for Importing Medicines and Medical Equipment	9,612,737
288	Gamma Plastic Industry Factory	9,603,336
289	Alamsaa Aljadeedah Company for Furniture Industry	9,600,884
290	Mazaya Al-Ghad Paper Industry Company	9,600,000
291	Al-Bayan Complex Company for Building Materials and Petrochemicals Industry	9,595,979
292	Anekat Aljadeedah Company for Importing Machinery, Agricultural Supplies and Spare Parts	9,570,183
293	An-Najah Araead Company for Engineering Industries	9,567,575
294	Arkan Libya Company for Furniture Industry	9,550,640
295	Arabee Aljadeed Company for Importing Foodstuffs	9,526,433
296	Al-Wadaq Company for Importing Medical Equipment and Mother and Child Supplies	9,504,078
297	Makaseb Company for Importing Electronic Devices, Accessories and Spare Parts	9,446,562
298	Al-Itqan Group Company for Cleaning Materials Industry	9,429,930
299	Al-Wadi Company for Mills, Feed and Grain	9,401,900
300	Arokon Almotwaset Company for the manufacture of electronic and electrical appliances	9,398,000
301	Lamsat Ebdaa Company for the manufacture of clothes, fabrics and textiles	9,377,000
302	Alkalejeyah Factory for the manufacture of water and oil factory supplies	9,333,936
303	Safari Company for the manufacture of building materials, paint, plastics and raw materials	9,329,549
304	Al-Rabie Company for the manufacture of sponge, furnishings and mattresses	9,324,080
305	Al Rawda Aluminum Manufacturing Company and PVC	9,287,255
306	Platinum Primary Company for Importing Raw Materials	9,259,119
307	Al-Nour Al-Tayeb Company for Food Industries and Grain Beating	9,217,765

308	Al Baraka Al Safia Company for Importing Medicines, Medical Preparations and Mother and Child Supplies	9,208,789
309	Anajma Adahabeyah Company for Heavy Machinery and Equipment Manufacturing	9,172,950
310	Aramco Coating Factory	9,165,823
311	Alamal Alademah Company for Importing Foodstuffs	9,106,930
312	Atorok Alhadetha Company for the manufacture of asphalt and insulating materials	9,085,000
313	Al Reem Adaoleyah Company for Importing Foodstuffs	8,982,012
314	Al Sareb Aluminum Manufacturing Company	8,959,911
315	New Shouf Company for Importing Foodstuffs	8,957,727
316	Ajood Company for Feed Industry and Poultry Farming	8,885,490
317	Mafateh Alkyer company for imports, appliances and electrical materials	8,854,684
318	Al Amal Company For Importing Auto Spare Parts	8,849,579
319	Sahara International Food Industries	8,812,239
320	Albawadee Alkadraa Company for Feed Industry and Grain Milling	8,780,500
321	Al Qimma Plastic Manufacturing Company	8,775,000
322	Al Fakrah Group Company for Smelting and Forming Metals	8,752,992
323	Sajad Tarabulus Company for Carpet and Rug Industry	8,745,282
324	Hadaek Al Naseem Gardens Company for Food Industries	8,720,115
325	Kalej Alsidra Company for Importing Means of Transport and Accessories	8,716,309
326	Najmat Alforsan Company for Importing Foodstuffs	8,665,549
327	Majmoat Alfonon Company for Furniture Industry	8,659,000
328	Alqetarat Company for Importing Industrial Raw Materials	8,628,265
329	Al Baraka Oil Refining and Bottling Company	8,605,920
330	Atahadee Alkaled Aljadeed Company for Food Industries	8,592,788
331	An-Najah Company for Importing Building Materials, Sanitary Materials and Accessories	8,558,559
332	Alwatabeyah Altafaol Company for unloading and breeding poultry	8,546,238
333	Al-Mashhad Company for importing electronic devices, accessories and spare parts	8,502,310
334	Khairat Al-Joud Company for Importing Machinery, Agricultural Supplies and Spare Parts	8,423,286
335	Oia International Airlines	8,414,538
336	Al-Imtiaz Al-Afdal Company for importing electrical and non-electrical appliances and materials and their spare parts	8,413,490
337	Rama Mills and Feed Company	8,401,725
338	Trabulus Company for Insulation Materials Industry	8,400,529
339	Atheqaa Adaeam Company for Importing Foodstuffs	8,380,000

340	Aljanah Almodee Company for importing electrical and non-electrical appliances and materials and their spare parts	8,364,586
341	Almeqwad Asarea Company for Importing Oils, Tires and Wastes	8,360,639
342	Edran Company for importing foodstuffs, livestock and meat	8,321,582
343	Araead Allebeyah Company for Importing Foodstuffs, Livestock and Meat	8,244,737
344	Al Khuwair Complex for Mills, Feed and Food Industries	8,175,000
345	Atorab Allebee company for import of food and livestock	8,082,753
346	Agethaa Aleebec Company for Importing Foodstuffs, Livestock and Meat	8,060,684
347	Al-Jeera International Company for Importing Foodstuffs, Livestock and Meat	8,006,552
348	Al Bawadi Mills and Feed Company	7,992,050
349	Al Mamoura Al Kubra Company for Importing Foodstuffs, Livestock and Meat	7,970,000
350	Akodraa Almeamareyah Afaeka Company for Importing Sanitary Building Materials and Accessories	7,956,463
351	Mangala Company for Importing Foodstuffs	7,910,710
352	Al Seal Plast Company for Plastic Industries	7,910,413
353	Riyada Company for Chemical Industries and Raw Materials	7,902,720
354	Anahj Alamthal Company for Food Industries	7,871,315
355	Sawaed Al Baraka Food Manufacturing Company	7,860,000
356	Al Mays Company for Importing Medicines, Medical Preparations and Mother and Child Supplies	7,856,223
357	Aroaya Alasreyah Company for Importing Raw Materials	7,846,683
358	Almowsam Almotamayez Company for the manufacture of flour, feed and rice mills	7,789,839
359	Debaj Al Madina Company for Importing Clothes and Textiles	7,755,000
360	Ajaweed Al-Khair Company for Importing Building Materials and Sanitary Materials	7,750,000
361	Afaeda Adahabeyah Company for Food Industries	7,707,161
362	Chouf company for importing food materials	7,702,772
363	Naseem International Company for Importing Foodstuffs	7,669,012
364	Al Mamoura Poultry Hatchery Company	7,629,944
365	Zahrat Al-Amal Company for the import of agricultural machinery, accessories and spare parts	7,617,825
366	Aremal Alaleyah Company for Feed Industry and Derivatives	7,500,823
367	Alasas Athabet Company for General Contracting and Real Estate Investment	7,491,664
368	Wahat Al-Khair Company for Importing Electronic Devices	7,484,700
369	Amal Medical Company for the import of medicines, equipment, medical preparations and mother and child supplies	7,455,435
370	Al Naam International Food Industries	7,455,000

371	Almohet Araead Company for the import of electrical and non-electrical devices and materials and their spare parts	7,423,492
372	Almehrath Azeraee Company for Importing Agricultural Machinery and Supplies and Spare Parts	7,399,174
373	Adwaa Al-Qarapoli Company for Flour Mills	7,353,320
374	Al-Itqan Mobile Company for importing electrons, electrical materials and spare parts	7,350,442
375	Emad Al-Bilad Company for Importing Building Materials	7,339,276
376	Ghalia Food Industries Company	7,326,267
377	Bustan Al-Amal Company for Importing Agricultural Machinery, Supplies and Spare Parts	7,313,140
378	Dekat Alektyar Company for the import of electrical and non-electrical appliances and materials and their spare parts	7,264,531
379	Sigma Company for the manufacture of building materials, paint, plastics and raw materials	7,210,500
380	Raghad Al-Hayat Al-Jadida Company for Importing household materials, electrical and electronic appliances and accessories	7,186,644
381	Al-Qout Food Industries Company	7,186,585
382	Al Rehab Company for Importing Cars and Spare Parts	7,185,148
383	Al Yaqout Company for Agricultural and Animal Production	7,162,829
384	Khairat Alwadi Alkaseeb Company for Importing Machinery, Agricultural Supplies and Accessories	7,140,940
385	Al-Yusr Almethaleyah Company for Importing Raw Materials	7,093,050
386	Riyadh Food Industries Company	7,061,666
387	Aljebal Company for Feed Industry	7,024,000
388	Al-Andalus Company for Refining and Bottling Vegetable Oils	7,008,596
389	Alshal Almotakadem Company for Importing Foodstuffs	6,999,842
390	Aladraj Alalameyah Company For Building Materials Industry	6,988,000
391	Najm Atalok Alraqee Company for Importing Agricultural Machinery and Supplies	6,971,902
392	Alareej Araqee Almotakadem Company for Importing Building Materials	6,948,300
393	Mersin Company for Importing Household and Electrical Materials	6,936,024
394	Rajas Adoleyah Kitchen Industry Company	6,881,010
395	Al-Amal Company for Importing Medicines and Medical Equipment	6,876,683
396	Albenaa Athabet Company for Kitchens and Furniture Industry	6,874,774
397	Alhasad Adaem Company for Importing Machinery, Agricultural Supplies and Spare Parts	6,867,246
398	Ads Company for Importing Electrical and Electronic Appliances and Accessories	6,849,166
399	Atahalof Company for Importing Livestock and Meat	6,848,321
400	Caesar Company for Importing Building Materials, Sanitary Materials and Accessories	6,833,925
401	Atmar United Food Import Company	6,821,658

402	Al-Rahma Company for Importing Medical Equipment, Medical Preparations and Mother and Child Supplies	6,811,952
403	Tetra Alalameyah Company for Steel Industries	6,761,363
404	Tamarind Company for Importing Cars and Spare Parts	6,739,875
405	Bebus Plastic Industries Complex	6,682,698
406	Eram Tripoli Company for importing foodstuffs, livestock and meat	6,674,213
407	Al-Fadeel Company for Tire Import	6,664,863
408	Elaf International Company for Importing Clothes and Al-Hadah Joint Stock Company of Elaf First Company	6,625,003
409	Alehtemam Company for Importing Medicines, Medical Preparations and Mother and Child Supplies	6,609,667
410	Alrwad Alalameyah Company for Transportation	6,557,367
411	Sinaw Adawleyah Food Import Company	6,550,105
412	Hatoon Food Import Company	6,549,717
413	Feldspar Aluminum Manufacturing Company	6,532,080
414	Al-Waad Al-Mutamayez Company for Importing Electronic and Household Materials	6,506,642
415	Dar Al-Anoud Libyan Company for Importing Agricultural Machinery and Supplies and Other Parts	6,503,341
416	Al-Rafi factory for the manufacture of aluminum and PVC doors and windows	6,471,551
417	Almotawaset Company for Feed Industry and Mills	6,450,000
418	Dar Al Salam Raw Materials Import Company	6,441,120
419	Al-Burhan Al-Awwal Company for importing raw materials	6,440,256
420	Corn Company for Importing Agricultural Supplies and Spare Parts	6,430,036
421	Sakia Alhadetha Water Desalination and Bottling Company	6,419,300
422	Algethaa Almoktar Company for Food Import	6,355,743
423	Ahabaa Adahabeyah Company for the production of flour and its derivatives	6,330,000
424	Al-Safi Company for the import of electrical and non-electrical appliances and materials, their spare parts and electronic devices	6,285,929
425	Remas Allebeyah Company for Importing Medicines and Medical Equipment	6,272,498
426	Al-Nakaza Adaoleyah Company for Importing Building Materials, Sanitary Materials and Accessories	6,262,614
427	Al-Nakaza Almostakbal Company for Importing Building Materials, Sanitary Materials and Accessories	6,259,643
428	Al Maran Furniture Manufacturing Company	6,254,509
429	Zahrat Al Yasmeen Company for Importing Agricultural Equipment	6,236,743

430	Maraya Food Company for Importing Foodstuffs, Livestock and Meat	6,229,215
431	Nabth Aljadeed Company for Importing Raw Materials	6,166,182
432	Al-Laith Al-Dhahabi Company for Cleaning Materials Manufacturing	6,160,524
433	Alosor Company for the import of electrical and non-electrical appliances and materials and their spare parts	6,158,180
434	Araed Adahabee Company for Importing Medical Equipment, Medical Preparations and Mother and Child Supplies	6,143,709
435	Kayan Almotamayez Aluminum Manufacturing Company	6,132,682
436	Jawaher Africa Company for importing foodstuffs, livestock and meat	6,117,624
437	Aljohod Almotawasel company for the manufacture and assembly of pumps	6,110,850
438	Aletezan Company for Importing Factory Spare Parts and Supplies	6,045,300
439	Al-Samaq Al-Akhdar Company for Importing Machinery, Agricultural Supplies and Spare Parts	6,022,450
440	Al-Zaher Alebee company for importing jewelry, precious stones and precious metals	5,997,320
441	bawabet Alkodos Company for Feed, Flour and Grain Milling	5,975,000
442	Alomah Almotahedaa Company for Printing, Publishing, Media, Paper Industries and Packaging	5,969,917
443	Anokbaa Almotalekaa Company for Dairy and Dairy Industries	5,952,000
444	Al Maqam Al Fareed Company for Importing Raw Materials	5,949,756
445	Dana Al-Ebdaa Company for Importing Mother and Child Supplies	5,944,002
446	Al Marwa Group Company for Mills, Feed and Rice Mills	5,942,857
447	Al Rafi Factory For Wood Industries	5,921,236
448	Adaleel Alalame Food Industries Company	5,909,500
449	Sorouh Almotawaset Furniture Manufacturing Company	5,895,532
450	Atwawafek Adawlee Company for Importing Electrical and Electronic Appliances and Accessories	5,850,000
451	Al-Sareb Company for Importing Agricultural Machinery and Spare Parts	5,849,667
452	Loran Company for importing foodstuffs, livestock and meat	5,846,400
453	Sama Al Luxury Company for Kitchens Industry	5,816,308
454	Al-Fath Company for Mills and Feed	5,813,836
455	Al-Hera Company for the manufacture of electronic and electrical appliances	5,795,376
456	Zad Raw Materials Import Company	5,781,980
457	Allebeyah Alhadethaa Company for Importing Cars and Spare Parts	5,776,943
458	Kunooz El Sahel Company for importing foodstuffs, livestock and meat	5,738,306
459	Al Takaful Company for Importing Raw Materials	5,722,474
460	Alam Al-Aman Company for Importing Foodstuffs	5,713,483
461	Al Zahra Food Industries Company	5,710,331

462	Wasel Company for Importing Electronic Appliances, Electrical and Non-Electrical Materials and Mobile Phone Devices	5,702,207
463	Al-Zaytouna Al-Aseel Company for Importing Foodstuffs	5,627,621
464	Al-Imtiaz Group Company for Importing Machinery, Agricultural Supplies and Spare Parts	5,577,450
465	Almenthar Alawal Company for the manufacture of feed and its derivatives	5,563,880
466	Al Wesal Company for Asphalt and Oil Insulators Industry	5,560,000
467	Majmoat Atwasol Aljadeed Company for Importing Raw Materials	5,550,507
468	Teejan Company for the manufacture of electrical and electronic devices and materials	5,546,950
469	Almawad Aseheyah Company for the manufacture of healthy cotton	5,525,550
470	Al-Miqdad Company for Importing Foodstuffs	5,522,336
471	An-Najah Company for the manufacture of insulation panels and prefabricated houses	5,508,169
472	Al-Taawun Asatea Company for Importing Building Materials, Sanitary Materials and Accessories	5,504,199
473	Aletehad Awatane Company for Building Materials, Pipes and Steel Industries	5,504,043
474	Qutais Company for the import of electrical and non-electrical appliances and materials, spare parts and electronic devices	5,492,336
475	Ajaweed Company for Importing Machinery, Agricultural Supplies and Spare Parts	5,478,600
476	Al-Mekyal Company for the manufacture and assembly of electronic and electrical devices and computers	5,464,490
477	Ahd Al-Mahaba Company for Importing Foodstuffs	5,441,566
478	Dar Al Yusr Food Industries	5,437,420
479	Labika Food Industries	5,422,564
480	Shamal Afreqyah Company for the manufacture of soap and cleaning materials	5,415,762
481	Aljajr Aljadeed Company for grain milling, flour industry and rice mills	5,375,000
482	Mafaz Almokarekat Company for Importing Transportation and Accessories	5,368,534
483	Ekleel Company for Importing Medicines and Medical Equipment	5,365,158
484	Al-Sadah Company for Agricultural and Animal Production and Investment	5,361,550
485	Al-Safwa Company for Importing Electrical and Non-Electrical Appliances and Materials, Their Spare Parts and Electronic Devices	5,360,459
486	Najmat Asahel Company for Importing Agricultural Machinery and Supplies and Spare Parts	5,355,728
487	Alqalaa Alhadetha Company Building materials industry, plastics and raw materials industry	5,325,100
488	Nahj Alasemaa Furniture Manufacturing Company	5,320,102
489	Garb Almotawaset Company for Importing Cleaning Materials	5,315,749
490	Alintilaqaq Alhadethaa Company for Importing Workshop Equipment and Factories of All Kinds	5,302,645

491	Atelala Allebeyah Company for Importing Foodstuffs Dat Liability Ltd.	5,272,330
492	Tawasul Al-Alam Company for importing electronic devices, accessories and spare parts	5,253,451
493	Bustan Libya Company for Importing Foodstuffs	5,252,782
494	Alyam Food Import Company	5,234,307
495	Al-Taqaddaf International Company for the import of electrical and non-electrical appliances and materials and their spare parts	5,224,587
496	Anwar Al-Asimah Company for the manufacture of carton of all kinds	5,215,500
497	Alwekawa Company for the import of medical equipment, medicines, medical preparations and mother and child supplies	5,203,837
498	Al-Hakim Company for Importing Medicines and Medical Supplies	5,168,522
499	Al-Hadatha Company for Information Technology Services and Systems Installation	5,158,831
500	Qaraji Company for Importing Means of Transport and Accessories	5,154,406
501	Al Abnoos Water Hoses Manufacturing Company	5,121,331
502	Surman Al-Khair Company for Feed Industry and its derivatives	5,121,300
503	Al Yasmeeen Food Industries Company	5,104,289
504	Al-Ard Al-Meroaya Company for Importing Foodstuffs	5,100,921
505	Maysan Food Industries Company	5,079,784
506	Al Tamadi Company for Poultry Farming and Hatchery	5,062,061
507	Mafkarat Alarth Company for Importing Transportation and Accessories	5,032,450
508	Rabwa Al Gharb Company for Importing Foodstuffs	4,982,255
509	Philadelphia Almotaheda Company for Importing Foodstuffs, Livestock and Fruits	4,973,700
510	Alafreqyah Company for Importing Medicines and Medical Equipment	4,973,042
511	Masaya Al Sham Baking and Sweets Company	4,960,824
512	Kunduz factory for the manufacture of aluminum mat	4,896,162
513	Alhokol Alkadra Company for Importing Agricultural Equipment and Supplies	4,881,000
514	Alpha Chemical Industries Company	4,879,998
515	Al-Mukhtar Insurance Company	4,875,000
516	Leen Alalamyah Company for Importing Food	4,864,000
517	Alhadaf Assamee Company for importing household and electrical materials	4,846,282
518	Qassar Almanar Company for Importing Furniture	4,820,519
519	Alholol Almotakamelah Company for the import of medicines and medical equipment	4,810,446
520	Alebdaa Almotatawor Company for Importing Foodstuffs, Livestock and Meat	4,805,992
521	Shajarat Adekoor Company for importing building materials, sanitary materials and accessories	4,785,371
522	Assahm Allamea Company for Importing Building Materials and Sanitary Materials	4,776,761

523	Atabadul Company for importing means of transportation and equipping workshops	4,757,110
524	Emaar Steel Industries and Corrugated Sheet	4,752,179
525	Rawnaq Libya Company for Importing Medical Equipment, Medicines and Medical Supplies	4,750,000
526	Alaqalaa Company for Importing Agricultural Supplies	4,736,832
527	Assabaa Alkadraa Company Import Agricultural Supplies and Machinery	4,723,618
528	Alqalla Alkobra Company for Importing Agricultural Supplies and Spare Parts	4,721,816
529	Almobarmej Alhadeeth Company for importing electronic and electrical devices and accessories	4,695,889
530	Alkaokab Adahabee Company for Importing Electronic Devices, Accessories and Spare Parts	4,683,812
531	Madallat Algetha company for importing foodstuffs, livestock and meat	4,681,614
532	Al Rafi Factory For Wood Industries	4,671,652
533	Sultan Al-Khair Company for Importing Food Materials	4,649,025
534	Sunbulah Alfareka Company for Importing Food Materials	4,642,857
535	Al-Hoggar Company for Importing Building Materials, Sanitary Materials	4,630,598
536	Beladi Factory For Paint Industry	4,605,667
537	Buruj Almotawasset Company for Importing Transportation Vehicles and Accessories	4,596,250
538	Thamarat Al-Khair Company for Importing Foodstuffs, Livestock and Meat	4,589,083
539	Wahat Ateeb Company for Importing Medical Equipment	4,583,350
540	Roayah rakameyah Company for Importing Foodstuffs, Livestock and Meat	4,558,559
541	Almaeada Arakyah Company for Importing Foodstuffs	4,553,358
542	Eter ashark Company for Importing Cleaning Materials	4,530,831
543	Taj Allebee Company for Importing Foodstuffs	4,522,459
544	Argan Company for importing medicines, medical preparations and mother and child supplies	4,512,690
545	Al Rawnaq Factory for Wood Industries	4,483,257
546	Alam Alebdaa Company for Medical Supplies	4,427,997
547	Al-Hazel Al-Mutamayez Company for the manufacture of sponges and mattresses Ltd	4,420,683
548	Al Rayhana Food Industries Company	4,420,000
549	Al Dhafra Company for Importing Foodstuffs, Livestock and Meat	4,416,972
550	Alnajma Adahabyah Company for Importing Transportation Vehicles and Accessories of the Stars Group Holding Company	4,405,825
551	Al-Fath Al-Mubeen Company for the manufacture of brochures and paper products Ltd.	4,386,227
552	Al-Wadi Company for Importing Building Materials and Sanitary Materials	4,319,049
553	Tadawul Electronic Technology Joint Stock Company	4,318,743
554	Atawasul Factory For Wood Industries	4,305,000
555	Libyan Express Aviation Services Company	4,302,000
556	Alkaleej Company for Importing Clothing, Textiles and Leather Goods	4,297,089

557	Allebyah Company for Wood Products Industry	4,275,111
558	Al-Samt Company for importing medicines, medical equipment, medical preparations, mother and child supplies	4,256,694
559	Al-Rasekha Company for Importing Building Materials, Sanitary Material	4,243,709
560	Agthyat Libya Company for Importing Livestock and Meat	4,238,482
561	Al-Mansour Company for the manufacture of diapers	4,216,531
562	Al-Sand Wood Industries Company	4,198,296
563	Shams Al-Zahra Company for Importing Foodstuffs	4,197,737
564	Al-Batnan Company for Importing Veterinary Medicines	4,196,839
565	Dar Atijarah Company for Importing Foodstuffs, Livestock and Meat	4,185,789
566	Alyam Food Import Company	4,148,075
567	Rawan Al-Amal Company for Importing Foodstuffs, Livestock and Meat	4,140,000
568	Atlas International Pharmaceutical Import Company	4,132,973
569	Zahrat Al-Iladeel Company for importing medical equipment, medicines, medical preparations and mother and child supplies	4,125,159
570	Seiran Company for Importing Medicines and Medical Equipment	4,122,679
571	African Company for Importing Medicines and Medical Equipment	4,108,000
572	Alarth Almarweyah Company for Importing Food Stuffs	4,087,638
573	Al-Resala Company for Importing Foodstuffs	4,081,121
574	Alkyol Adahabyah Company for Importing Building Materials, Sanitary Materials and Accessories	4,078,000
575	Anahda Adahabyah Company for Carton and Paper Products Industry	4,069,426
576	Granada International Company for the import of foodstuffs, livestock and meat	4,060,945
577	Al-Arjun Company for Importing Foodstuffs, Livestock and Meat	4,057,629
578	Rabie Al-Darb Company for importing means of transportation and accessories	4,056,179
579	Al-Madina Misurata Company for the manufacture of paints, pastes and building kemmawiat of Al-Madina Misurata Holding Company	4,052,850
580	Alentelaka Alhora Adaema Company for Importing Cars and Spare Parts	4,040,877
581	Alrawi Company for the manufacture of dairy and its derivatives	4,037,773
582	Royal Palace Company for importing medical equipment, medicine, medical preparations, mother and child supplies	3,999,803
583	Al-Majd Company for importing electrical and non-electrical appliances and materials and their spare parts	3,999,289
584	Rooh Libya Company for importing medicines, medical equipment and preparations and mother and child supplies	3,995,607

585	Titan Company for importing clothes, shoes, leather goods, textiles and carpets	3,986,420
586	Belhaj International Company for the manufacture of doors, windows and decoration supplies	3,983,050
587	Naseem Libya Company for importing decorative materials, haberdashery and cleaning materials	3,977,265
588	Albunyyan Alalee Company for the manufacture of doors and windows steel, aluminum and PVC	3,967,006
589	Etihad Electrons Company for Importing Electronic and Electrical Appliances	3,965,943
590	Asemat Algad Almethaleyah Aluminum Industry	3,963,646
591	Oloom Alhayah Company for Medical and Laboratory Services J.S.C	3,960,144
592	Al-Asar Company for the import of clothes, textiles and leather goods	3,937,885
593	Mafkarat Alarth Company for Importing Transportation and Accessories	3,935,000
594	Beheira Company for Importing Cleaning Materials	3,935,000
595	Al-Namaa Al-Falahi Company for Importing Agricultural Materials and Supplies and Spare Parts	3,933,590
596	Libya National Steel Company for Steel Industries	3,928,877
597	Atakadum Alwatanee Company for Importing Building Materials, Sanitary Materials and Accessories	3,922,971
598	Al-Fath Company for Mills and Feed	3,922,109
599	Amjad Athanee Factory For Cleaning Materials Industry	3,920,978
600	Royat Almostakbal Company for Importing Foodstuffs	3,890,072
601	Noor Al-Amana Company for Importing Medicines and Supplies	3,861,725
602	Assahm Allamea Company for Importing Building Materials and Sanitary Materials	3,859,762
603	Nessma Company for Importing Air Conditioning and Heating Systems	3,853,050
604	Almostakbal Factory For Plastic Industries	3,851,941
605	Elaf International Company for the sale and distribution of household items, accessories, clothing, textiles and perfumes	3,840,000
606	Tripoli Company for Animal Feed Production	3,833,225
607	Algethaa Aseehe Company for Importing Foodstuffs	3,815,717
608	Azki Company for importing means of transportation and accessories	3,800,000
609	Almotakasess Company for Importing Medical Equipment and Supplies	3,791,600
610	Alicona Aljadeeda Company for Import for the manufacture of hangars and mobile bots	3,790,516
611	Taj Algethaa Adahabee Company for Importing Foodstuffs, Livestock and Meat	3,783,000
612	Mateen Company for importing baby mother supplies	3,768,364
613	AtamooH Arabee company for importing foodstuffs and fresh fruits	3,738,844
614	Al-Qwairi Steel Industries Company	3,734,054

615	Marjan Al Bahar Company for Importing Frozen Fish, Livestock and Meat	3,732,927
616	wahat Alasemma Company for Importing Foodstuffs	3,717,590
617	Al-Tasami Company for importing medicines, equipment, medical preparations and mother and child supplies	3,690,000
618	Libya Fashion Company for Clothes, Haberdashery and Leather Goods	3,690,000
619	Karam Adeyafa Allebeyah Company for Food Industries and Sweets	3,668,028
620	Najmat Almajarra Company for importing livestock and meat	3,647,698
621	Alqalaa Alhadeetha Company for Importing Foodstuffs	3,636,741
622	Jusoor Al-Nahda Company for Importing Foodstuffs, Livestock and Meat	3,615,171
623	Al-Israa Modern Company for Importing Foodstuffs, Livestock and Meat	3,609,500
624	Hamouda factory for the manufacture of corrugated sheet	3,608,726
625	Alenara Albaydaa Company for importing appliances, electrical materials, spare parts, electronic devices and accessories	3,598,560
626	Al-Amal Medical Group Company for Importing Medicines and Medical Equipment	3,583,854
627	Tamam Company for Importing Clothing, Textiles and Leather Goods Ltd	3,570,721
628	Al-Fath Company for Importing Agricultural Supplies	3,543,391
629	Alqalaa Adahabyah Company for Wood Industries	3,536,426
630	Alokoyah factory for the manufacture of aluminum doors and windows	3,534,950
631	Almassa Aljadeeda Company for Importing Foodstuffs, Meat and Livestock	3,528,149
632	Mafaza Petrochemical Industries Company	3,524,402
633	Al Diwan Company for Importing Medicines, Medical Equipment and Supplies	3,517,795
634	Arebat Alwatheeq Company for the import of moshi and meat	3,515,611
635	Aman Al-Ghad Company for Importing Foodstuffs, Livestock and Meat	3,502,279
636	Ashatee Information Systems Company	3,494,441
637	Al-Ikleel Company for importing decorative materials, haberdashery	3,489,310
638	Anamaa Alhadeeth Company for the manufacture of glass, aluminum and PVC	3,478,565
639	Al-Zaytouna Al-Tayyiba Company for Importing Foodstuffs, Livestock and Meat	3,472,951
640	Qout Al Youm Company for Food Industry	3,457,625
641	Alosra Almethalyah Company for Food Industries	3,440,460
642	Atheyafa Adahabyah Company for Food and Beverage Industry	3,439,400
643	Atayeb Alzad Company for Food Industries	3,423,879
644	Adyab Almadak Company for Food Industries, Cheese and its Derivatives	3,417,339
645	Bin Faraj Company for Importing Tires and Tires Ltd.	3,390,633
646	Al-Anfawan Company for Importing Food	3,375,000
647	Mass Plastic Industries Company	3,345,423

648	Donyah Aseha Company for Importing Medicines	3,310,510
649	Atakadum Company for Metal and Plastic Industries	3,309,548
650	Alataa Almotakadem Company for Importing Foodstuffs, Livestock and Meat	3,297,952
651	Atahadee Alsamed Alaol Company for Food Industries	3,290,136
652	Al Mumtaz Shipping Agencies Company	3,286,705
653	Al-Joud Adolyah Alhadeetha Company for Importing Foodstuffs, Livestock and Meat	3,280,000
654	Majdoub Factory for Marble Cutting and Shaping	3,274,264
655	Areej Algetha Company for Importing Foodstuffs	3,260,816
656	Nakheel Factory for Food Industries	3,256,238
657	Al-Rabie Company for the manufacture of paints and pastes	3,239,677
658	Al-Amal Al-Zaher Company for Food Packaging	3,230,851
659	Adeqaa Alamenaa company for importing means of transportation and accessories	3,221,732
660	Bashaer Al-Fath Company for Importing Commodities and Foodstuffs	3,221,208
661	Jusoor Trading Company for importing foodstuffs and live animals	3,216,460
662	Alfanyah Company for Importing Medical Equipment	3,214,830
663	Remas Al-Raed Company for importing building materials, sanitary materials and accessories	3,200,000
664	Almoaed Aljadeed Company for Importing Foodstuffs	3,193,130
665	Al-Kail Al-Wafi Company for the import of foodstuffs, livestock and meat	3,188,880
666	Al-Haram Company for the manufacture of paint and metal plastic containers	3,175,680
667	Alhaki Alakdar Company for Importing Agricultural Machinery and Supplies and Spare Parts	3,166,057
668	Al-Marg Group Company for Importing Foodstuffs, Moshi and Meat	3,165,835
669	Taif Al-Wafa Company for Importing Food Items	3,160,798
670	Al-Rimal Company for Importing Foodstuffs, Livestock and Meat	3,151,792
671	Alwahat Almotajadeedah Company for Importing Food Stuffs	3,145,860
672	Al-Yusr Al-Afdal Company for importing foodstuffs, livestock and meat	3,132,667
673	Al-Shorouk International Company for Importing Foodstuffs, Livestock and Meat	3,125,655
674	Al-Bayda Alhadetha Company for Importing Veterinary Medicines and Serums	3,101,444
675	Alsala Alraeda company for importing furniture	3,089,836
676	Essam and Partners Coffee Industry Company	3,073,770
677	Leptus Company for Importing Household and Electrical Materials	3,073,764
678	Alsanabel Alkadraa Company for Importing Food Stuffs	3,072,000
679	Lazord Company for importing building materials and sanitary materials	3,062,672
680	Al-Akid Al-Akid Company for Medical Services	3,060,385
681	Dar Al-Khebra Company for importing electrical and non-electrical appliances and materials, spare parts and electronic devices	3,052,493

682	Alfakama Aldahabyah Company for Flour Mills and Feed Industry	3,045,316
683	Nojoom Belhaj Company for the import of machinery, heavy equipment, accessories, spare parts, equipment and equipment	3,015,136
684	Allebyah Alasreyah Company for Importing Medicines, Medical Equipment, Preparations and Mother and Child Supplies	3,013,723
685	Shamal Afreqyah for Importing Foodstuffs, Livestock and Meat	3,000,024
686	Dari Company for importing electrical and non-electrical appliances and materials, spare parts and electronic devices	2,996,709
687	Al Buhaira Food Import Company	2,994,498
688	Gama Libya Company for Importing and Distributing Electrical Equipment	2,985,200
689	Al-Khairat Alalamyah Company for Importing Transportation Means and Accessories	2,978,050
690	Almolaak Aljodod Company for Importing Foodstuffs, Fresh Fruits, Vegetables, Livestock and Meat	2,944,000
691	Alomran Assatea Company for Raw Materials Import	2,940,000
692	Alataa Allebbe Company for Importing Food Stuffs	2,927,080
693	Almazarea Alhadeetha Company for importing agricultural machinery and supplies and spare parts	2,924,826
694	Nassem Albahr Misurata Company for Food Industries	2,908,000
695	Al Reem Company for Importing Medicines and Medical Equipment	2,907,248
696	Nui Al-Nakhla Company for importing foodstuffs, meat and dairy derivatives	2,900,000
697	Al-Sanea Company for Pipe Industry	2,900,000
698	Albenaa Arassek Company for Importing Building Materials, Sanitary Materials and Accessories	2,896,800
699	Al-Rahma factory for the manufacture of aluminum doors and windows	2,893,500
700	Arabee Factory For Cleaning Materials Industry	2,884,312
701	Philadelphia United Company for Importing Foodstuffs, Livestock and Fruits	2,880,290
702	Majmoaat Alfakama Company for importing clothes and textiles	2,877,459
703	Steel Factory for the manufacture of corrugated sheet	2,876,798
704	Azhar Arabee Company for the manufacture of tissue paper limited liability	2,873,413
705	Aembratoor Azerrae Company for Importing Agricultural Machinery and Supplies	2,872,923
706	Noor Trabis Company for the manufacture of doors, windows, aluminum, PVC and accessories	2,865,850
707	Alam Al-Proceed Company for the import of electrical and non-electrical devices and materials and spare parts	2,854,332
708	Al-Riyada Company for the manufacture of sponges and mattresses	2,850,000
709	Al-Sanawan Aljadeed Company for Importing Foodstuffs, Livestock and Meat	2,840,280
710	Sooq Alkamees Company for Feed Industry	2,834,779

711	Atanmeyah Company for the manufacture of plastic pipes	2,811,120
712	Kunduz factory for the manufacture of aluminum mat	2,793,450
713	Sama Al Andalus Company For Importing and Distributing Medicines	2,772,286
714	AbraK Adahabee Company for Importing Household Materials	2,766,251
715	Libya Baytna Company for Importing Building Materials, Sanitary Materials and Accessories	2,765,321
716	Sandra Company for Importing Foodstuffs, Livestock and Meat	2,746,321
717	Al Abar International Oil Services Company is a subsidiary of Natco Group for Trading and Investments Holding	2,742,209
718	Al-Shatt Company for importing building materials, sanitary materials and accessories	2,741,297
719	SR Maintenance Services and Environmental Solutions	2,740,000
720	Al-Dakka Health Company for importing orthopedic devices and equipment and medical supplies	2,717,855
721	Alwadee Adahabee Company for importing foodstuffs, fresh fruits and livestock	2,700,000
722	Sultan Company for Food Industries, Water Bottling and Beverages	2,684,932
723	Aljazeera Akobra Company for Aluminum Industry and Plastic Windows	2,676,230
724	Arafteeq Adaem Company for Importing Cars and Spare Parts	2,671,393
725	Al-Raya Company for Importing Laboratories and Medical Laboratories	2,669,099
726	Al-Nibras Company for importing agricultural machinery and supplies and spare parts	2,666,819
727	Alkaleej Azaher Foodstuff Industries	2,665,801
728	Tripoli Optics Company for Importing Optics and Accessories	2,655,635
729	Al-Tire Company for Importing Transportation Means and Accessories	2,651,342
730	Aletihad Alarabee Company for Importing Medical Equipment and Supplies	2,646,872
731	Almajd Company for importing transportation and accessories	2,645,690
732	Almostakbal Arrasek Company for Importing Foodstuffs	2,642,793
733	ASAS International Company for Importing Decorative Materials, Haberdashery and Cleaning Materials	2,635,000
734	Almodee Company for the import of household and electrical materials	2,633,052
735	Aseera Ataebah Company for Importing Foodstuffs	2,631,902
736	Al-Muzn Company for importing sulfur, accessories and lighters	2,631,487
737	Almaeda Attayebah Company for Importing Foodstuffs, Livestock and Meat	2,629,680
738	Samnu Company for the manufacture, packaging and processing of foodstuffs, legumes, nuts and coffee with responsibility of Muhammadouda	2,615,000
739	Al-Tahadin Company for Importing Books and Stationery	2,609,073
740	Anyah Alola Company for Importing Electrical and Non-Electrical Appliances and Spare Parts	2,593,136
741	Al-Saqi Company for bottling and packaging water, oils, beverages and all foodstuffs	2,591,986

742	Al-Jawhara International Company for Importing Foodstuffs	2,591,125
743	Bab Afreiqyah Aljadeedah Company for Food Industries	2,579,163
744	Alessamee Paint Industry Factory	2,572,718
745	Al-Zajel Company for Importing Foodstuffs, Livestock and Meat	2,570,001
746	Sukra Palaces Company for importing foodstuffs, meat and livestock	2,567,385
747	Anoor Alhadeeth Company for Importing Foodstuffs	2,556,896
748	Trabulus Adawlyah Company for Educational Services	2,556,145
749	Alqetaaat Alhadetha Company for Aluminum Industry	2,546,000
750	Assalamah Alme hanyah Company for Safety Equipment, Road Equipment and Environment	2,531,972
751	Shahd Al Madina Food Industries Company	2,529,084
752	Madain Sheba Company for Importing Foodstuffs, Livestock and Meat	2,523,509
753	Almotassellah Allebeyah Company for Agricultural and Livestock Production, Development and Investment	2,522,913
754	Alkazafeyah Company for import, building materials and sanitary materials	2,501,368
755	Dari Atejarayah Company for Importing Transportation Vehicles and Accessories	2,495,780
756	Alofuk Atadrejje Company for Building Materials Industry	2,484,756
757	Al-Muzn Company for Importing Foodstuffs, Livestock and Meat	2,467,978
758	Jabal Al-Safwa Company for importing building materials, sanitary materials	2,467,500
759	Dar Al Karam Company for Importing Medical Supplies and Equipment	2,463,508
760	Bareeq Al-Asr International Company for importing building and sanitary materials and accessories	2,450,000
761	Arefak Ajodood Company for Importing Livestock and Meat	2,439,744
762	Libyan Academy for Communications and Informatics Company, a subsidiary of the Libyan Company for Post, Telecommunications and Information Technology	2,438,928
763	Atafauk Company for importing clothes, textiles and leather goods	2,435,595
764	Alarouka Food Industries Company	2,428,644
765	Al Nahda Garment Factory	2,414,162
766	Anoor Aloola Company for Food Industries	2,399,638
767	Al Bustan Al Raqi Company for Importing Foodstuffs	2,381,800
768	Abu Bakr Salem Malouk Factory for Paper Industry	2,345,855
769	Anawafeth Alasreyah company for the manufacture of PVC and aluminum	2,339,600
770	Atlas International Company for Importing Transportation Vehicles and Accessories	2,335,763
771	Libya Alwatanyah Alola Company for Wood Industries and Furniture Industry of All Types	2,329,630
772	Al-Rabie Company for the manufacture of diapers, health care supplies	2,328,000
773	Fonas Libya Company for Importing and Selling Furniture and Accessories	2,300,523

774	Rabwa Al Gharb Company for Importing Foodstuffs	2,296,185
775	Oyadi Al Rowad Company for Detergent Packaging and Packaging	2,286,874
776	Taiba International Company for Importing Furniture and Accessories	2,271,028
777	Mian Alhadeetha Company for Importing Foodstuffs, Livestock and Meat	2,266,128
778	Al Rigga Company for Importing Sports Equipment and Clothing	2,243,883
779	Almarai Al-Naameh Company for Flour Mills, Feed Industry and Rice Mills	2,242,520
780	Al Nada Company for the manufacture of dairy and its derivatives	2,226,406
781	Labika Food Industries	2,210,736
782	Al Murjan Company for Packaging Materials Industry	2,208,975
783	Masaya Al Sham Baking and Sweets Company	2,208,740
784	Alhokkol Alkadra Company for Importing Agricultural Equipment and Supplies	2,190,300
785	Alpha Chemical Industries Company	2,180,939
786	Haswa bea company for importing foodstuffs, livestock and meat	2,180,564
787	Jinan Al Wadi Food Industries Company	2,174,529
788	Alasar Alhadeeth Company for Importing Foodstuffs, Livestock and Meat	2,173,536
789	Al-Mukhtar Insurance Company	2,164,035
790	Al-Qalta Company for Engineering Industries	2,154,429
791	Alhadaf Assamee Company for importing household and electrical materials	2,146,835
792	Al-Wafa Chemical Industries Company	2,131,457
793	El Tayeb Feed Industry Company	2,122,361
794	Dades company for mills, feed and rice mills	2,121,004
795	Qasar Almanara Company for Importing Furniture	2,100,000
796	Alebdaa Almotatawer Company for Importing Foodstuffs, Livestock and Meat	2,098,888
797	Asdaf Company for importing building materials, sanitary materials and accessories	2,085,707
798	Al-Tahadin Paper Industries Company	2,071,338
799	Sahjarat Adekoor Company for importing building materials, sanitary materials and accessories	2,067,125
800	Emaar Al-Motawaset Company for importing building materials, sanitary materials and accessories	2,054,535
801	Manar Al-Ghad Company for Importing Foodstuffs	2,051,624
802	High Class Company for Communications and Technology	2,047,600
803	Libyan Spider Company for Information Technology	2,037,120
804	Adeyafa Allebeyah Company for Food and Beverage Industry	2,030,400
805	Al Zahia Company for importing medicines, equipment, medical preparations and mother and child supplies	2,024,638
806	Atayeb Alzad Company for Food Industries	2,015,000

807	Atyab Almadak Company for Food Industries, Cheese and its Derivatives	2,015,000
808	Jabal Al-Safwa Company for importing building materials, sanitary materials and accessories	2,013,611
809	Al-Anfawan Company for Importing Food	2,011,734
810	Abwab Alfatah Company for importing stationery and stationery	2,011,192
811	Zain Group Company for Importing Electrical Appliances and Materials	2,005,765
812	Donyah Assehaa Company for Importing Medicines	2,000,488
813	Nui Al-Nakhla Company for importing foodstuffs, meat and dairy derivatives	1,999,928
814	Yashfin International Company for Importing Veterinary Medicines and Serums	1,992,900
815	Alataa Amotakadem Company for Importing Foodstuffs, Livestock and Meat	1,992,640
816	Al-Mawamal Company for importing electrical and non-electrical devices and materials, spare parts and electronic devices	1,979,214
817	Atahadee assamed Aloalaa Company for Food Industries	1,968,005
818	Marmar Libya Company for Importing Foodstuffs	1,962,956
819	Al Mumtaz Shipping Agencies Company	1,960,000
820	Al Saraya Alalameyah Company for Wood Industries	1,954,001
821	Al-Joud Adaolyah Alhadeetha Company for Importing Foodstuffs, Livestock and Meat	1,950,732
822	Al Rayyan Alfakeer Company for Importing Food Items	1,947,209
823	National Supply Company for Food Industry	1,946,563
824	Areej Food Company for Importing Foodstuffs	1,941,890
825	Nakheel Factory for Food Industries	1,938,350
826	Al-Jawhara Industrial Company for Aluminum Industry and PVC	1,937,274
827	Al Mina Company for Importing Medical Equipment	1,931,401
828	Al-Rabie Company for the manufacture of paints and pastes	1,922,265
829	Al-Amal Al-Zaher Company for Food Packaging	1,912,000
830	Zakafeyah Company for import, building materials and sanitary materials	1,908,039
831	Alektyar Aljameel Company for Importing Ornamental Materials and Haberdashery	1,900,542
832	Bashaer Al-Fath Company for Importing Commodities and Foodstuffs	1,895,122
833	Alfanyah Company for Importing Medical Equipment	1,886,400
834	Almajmoaa Almotahedah Company for Mills and Feed	1,878,100
835	Remas Al-Raed Company for importing building materials, sanitary materials and accessories	1,877,411
836	Almoed Aljadeed Company for Importing Foodstuffs	1,870,217
837	Noor Al Sharq Company for Importing Foodstuffs	1,869,700
838	Atamrah Company for Importing Foodstuffs	1,860,675
839	Al-Kail Al-Wafi Company for the import of foodstuffs, livestock and meat	1,850,761
840	Abra Alalam Furniture Industry Company	1,832,422

841	Al-Haram Company for the manufacture of paint and metal plastic containers	1,826,522
842	Alhaql Alakthar Company for Importing Agricultural Machinery and Supplies and Spare Parts	1,821,860
843	Al-Marmar Alebah Alola Company for Importing Building Materials and Sanitary Materials	1,816,302
844	Al-Rimal Company for Importing Foodstuffs, Livestock and Meat	1,810,635
845	Al-Shorouk Alalamyah Company for Importing Foodstuffs, Livestock and Meat	1,809,139
846	Al-Bayda Alhadetha Company for Importing Veterinary Medicines and Serums	1,800,000
847	Moharekat Yader Company for importing means of transportation and accessories	1,799,653
848	Alassalah Araeadah company for importing furniture	1,799,604
849	Al Mahri Express Cargo Transport Company Ltd.	1,799,312
850	Essam and Partners Coffee Industry Company	1,798,175
851	Al- Sanabel Alkadraa Company for Importing Food Stuffs	1,797,400
852	Lazord Company for importing building materials and sanitary materials	1,796,175
853	Al-Akid Medical Services Company	1,792,766
854	Al-Qalta Company for Engineering Industries	1,783,600
855	Alfakamah Adahabyah Company for Flour Mills and Feed Industry	1,781,146
856	Anoor Alola for Food Industries	1,764,799
857	Nojoom Belhaj Company for the import of machinery, heavy equipment, accessories, spare parts, equipment and equipment	1,763,886
858	Alalameyah Akobrah Company for Importing Medicines and Medical Products	1,754,920
859	Afaq Development Company for Aluminum Industry and PVC	1,748,961
860	Akakus Libya Electromechanical Services Company	1,744,729
861	Allebeyah Almoaserah Company for Importing Medicines, Medical Equipment, Preparations and Mother and Child Supplies	1,740,705
862	Dari Company for importing electrical and non-electrical appliances and materials, spare parts and electronic devices	1,736,030
863	Al Buhaira Food Import Company	1,731,907
864	Gama Libya Company for Importing and Distributing Electrical Equipment and Spare Parts	1,730,400
865	Company for Importing Foodstuffs, Fresh Fruits, Vegetables, Livestock and Meat	1,722,464
866	Alomran Assatea Company for Raw Materials Import	1,713,104
867	Almazaea Alhadethaa Company for importing agricultural machinery and supplies and spare parts	1,707,534
868	Al-Sanea Company for Pipe Industry	1,702,648
869	Albenaa Araseek Company for Importing Building Materials, Sanitary Materials and Accessories	1,699,699
870	Al-Rahma factory for the manufacture of aluminum doors and windows	1,694,298
871	Arabee Factory For Cleaning Materials Industry	1,691,750

872	Majmoaat Alfakamah Company for importing clothes and textiles	1,690,844
873	Zad Al-Aseel Company for Importing Food Items	1,685,249
874	Azhar Arabee Company for the manufacture of tissue paper limited liability	1,683,357
875	Al-Riyada Company for the manufacture of sponges and mattresses	1,680,498
876	Tatweer Company for the manufacture of doors and windows of PVC and aluminum	1,675,000
877	Alotasallah Allebyah Company for Agricultural and Livestock Production, Development and Investment	1,667,943
878	TwasyI Atakamul for Importing Building Materials	1,662,463
879	Al-Sanawan Aljadeed Company for Importing Foodstuffs, Livestock and Meat	1,656,000
880	Sooq Alkamees Company for Feed Industry	1,654,650
881	Almanatek Asakenah Company for Importing Medicines and Medical Equipment	1,651,296
882	Itr Alward Company for Chemical Industries and Cleaning Materials	1,644,989
883	Sama Al Andalus Company For Importing and Distributing Medicines	1,638,800
884	Alebreek Adahabee Company for Importing Household Materials	1,635,460
885	Libya Baytna Company for Importing Building Materials, Sanitary Materials and Accessories	1,631,224
886	Morena Pharma Company for importing medicines, mother and child supplies and medical equipment	1,630,380
887	Al Abar Adawlyah Oil Services Company is a subsidiary of Natco Group for Trading and Investments Holding	1,630,348
888	Al-Shatt Company for importing building materials, sanitary materials and accessories	1,627,266
889	Metal Company For Importing Building Materials and Sanitary Materials	1,615,785
890	Al-Dakka Alseheyah Company for importing orthopedic devices and equipment and medical supplies	1,615,349
891	Sultan Company for Food Industries, Water Bottling and Beverages	1,615,188
892	Aljazeera Akobrah Company for Aluminum Industry and Plastic Windows	1,614,366
893	Al-Raya Company for Importing Laboratories and Medical Laboratories	1,611,858
894	Al-Nibras Company for importing agricultural machinery and supplies and spare parts	1,610,700
895	Atanmeyah Alhandaseeyah Company for Trailer Industry	1,608,453
896	Tripoli Optics Company for Importing Optics and Accessories	1,604,557
897	Almajd Company for importing transportation and accessories	1,604,503
898	Assas Adoleyah Company for Importing Decorative Materials, Haberdashery and Cleaning Materials	1,600,122
899	Alhadaf Medical Group Company for importing medicines and medical equipment	1,599,902
900	Al Shatha Company for Importing Medicines and Medical Equipment	1,596,372
901	Wahat Alasemah Company for Importing Foodstuffs	1,593,790

902	Almodee Company for the import of household and electrical materials	1,588,098
903	Asserah Ataeibah Company for Importing Foodstuffs	1,588,048
904	Almaedah Atyebah Company for Importing Foodstuffs, Livestock and Meat	1,581,640
905	Al-Tahadin Company for Importing Books and Stationery	1,575,000
906	Dar Al-Khebra Company for Importing Cars and Spare Parts	1,572,315
907	Anowah Alolah Company for Importing Electrical and Non-Electrical Appliances and Spare Parts	1,569,404
908	Al-Saqi Company for bottling and packaging water, oils, beverages and all foodstuffs	1,562,828
909	Al-Jawhara Adolyah Company for Importing Foodstuffs	1,554,337
910	Bab Afreqyah Aljadeedah Company for Food Industries	1,549,224
911	Al-Zajel Company for Importing Foodstuffs, Livestock and Meat	1,545,639
912	Qaser Sukra Company for importing foodstuffs, meat and livestock	1,544,358
913	Atandeem Almeamari Company for Aluminum and Glass Works	1,540,459
914	Bear Haswa company for importing foodstuffs, livestock and meat	1,540,449
915	Al-Fawares Company for Importing Cars and Spare Parts	1,539,342
916	Anoor Alhadeeth Company for Importing Foodstuffs	1,538,748
917	Alfakamah Aljadeedah company for importing building materials, sanitary materials and accessories	1,536,560
918	Adoleyah Trabulus Company for Educational Services	1,529,034
919	Alqetaat Alhadetha Company for Aluminum Industry	1,528,225
920	Alhoqool Alkadraa Company for Importing Agricultural Equipment and Supplies	1,525,999
921	Asalamah Almeyhanyah Company for Safety Equipment, Road Equipment and Environment	1,525,614
922	Shahd Al Madina Food Industries Company	1,520,700
923	Alaser Alhadeth Company for Importing Foodstuffs, Livestock and Meat	1,520,000
924	Nafedat Afreqyah Company for Importing Foodstuffs, Livestock and Meat	1,518,700
925	Madain Sheba Company for Importing Foodstuffs, Livestock and Meat	1,502,431
926	Dades company for mills, feed and rice mills	1,500,700
927	Dari Atejareyah Company for Importing Transportation Vehicles and Accessories	1,500,000
928	Alofoq atadreejee Company for Building Materials Industry	1,492,831
929	Al-Muzn Company for Importing Foodstuffs, Livestock and Meat	1,478,907
930	Al-Shamil Al-Awali Company for importing medical equipment, medical preparations and mother and child supplies	1,470,000
931	Dar Al Karam Company for Importing Medical Supplies and Equipment	1,463,042
932	Majmoat Alfajer Company for importing electrical and non-electrical appliances and materials and spare parts	1,459,195
933	Bareeq Al-Asr Adwleyah Company for importing building and sanitary materials and accessories	1,458,500

934	Arefak Aljodood Company for Importing Livestock and Meat	1,458,410
935	Libyan Academy for Communications and Informatics Company, a subsidiary of the Libyan Company for Post, Telecommunications and Information Technology	1,456,005
936	Atafawook Company for importing clothes, textiles and leather goods	1,443,890
937	Al Nahda Garment Factory	1,439,811
938	Abu Bakr Salem Malouk Factory for Paper Industry	1,437,692
939	Atlas Adowlyah Company for Importing Transportation Vehicles and Accessories	1,436,726
940	Libya Adowlyah Alola Company for Wood Industries and Furniture Industry of All Types	1,430,134
941	Clean Adowlyah Company for Importing Decorative Materials, Haberdashery and Cleaning Materials	1,429,758
942	Tilal Medical Company for importing medical equipment, medicines, medical preparations, mother and child supplies	1,428,454
943	Al-Mukhtar Insurance Company	1,416,472
944	Fonas Libya Company for Importing and Selling Furniture and Accessories	1,412,161
945	Rabwa Al Gharb Company for Importing Foodstuffs	1,404,854
946	Ayadi Al Rowad Company for Detergent Packaging and Packaging	1,396,575
947	Qasr Almanar Company for Furniture Import	1,391,130
948	Mansoura Company for the manufacture, distribution and trade of all cleaning materials	1,389,948
949	El Tayeb Feed Industry Company	1,387,743
950	Majmooat Almotamayez Alhadetha Company for Importing Foodstuffs, Livestock and Meat	1,379,958
951	Taiba Aowlyah Company for Importing Furniture and Accessories	1,336,772
952	Mian Alhadeetha Company for Importing Foodstuffs, Livestock and Meat	1,336,242
953	Swaim Company for importing means of transportation and accessories	1,327,264
954	Al Rigga Company for Importing Sports Equipment and Clothing	1,320,774
955	Almarai Al-Naameh Company for Flour Mills, Feed Industry and Rice Mills	1,317,469
956	Al Nada Company for the manufacture of dairy and its derivatives	1,306,831
957	Labika Food Industries	1,300,557
958	Al Murjan Company for Packaging Materials Industry	1,300,532
959	Safenat Algethaa Company for Importing Foodstuffs	1,293,924
960	Masaya Al Sham Baking and Sweets Company	1,284,400
961	Alajm Adahabee Company for Importing Medical Equipment and Supplies	1,262,137
962	Oia Alalameyah Company for Importing Medical Equipment and Supplies	1,256,945
963	Jawaher Sabratha company for importing foodstuffs, livestock and meat	1,246,608
964	Alpha Chemical Industries Company	1,246,564
965	Jinan Al Wadi Food Industries Company	1,244,996

966	Al-Fahd Alostory Company for Importing Foodstuffs, Livestock and Meat	1,241,194
967	Almosader Allebee Company for Importing Raw Materials	1,239,739
968	Joodat Alasnaf Company for Importing Foodstuffs	1,239,242
969	Al-Ahyaa Company for General Cleaning Services, Pest Control, Landscaping and Supply Joint Stock	1,238,686
970	Alhadaf Assamee Company for importing household and electrical materials	1,238,422
971	Al-Durar Company for importing mother and child supplies	1,237,862
972	Azdo Company for importing medical equipment, medicines, medical preparations and mother and child supplies	1,237,557
973	Al-Wafa Chemical Industries Company	1,235,673
974	Estabraq Adahabee Company for Importing Raw Materials	1,226,153
975	Dorrop Alemtiyaz Company for Importing Transportation Means and Accessories	1,223,636
976	Alofooq Company for importing medical equipment, medicines, medical preparations and mother and child supplies	1,210,266
977	Assabaa Company for Importing Clothes, Shoes and Leather Goods	1,204,731
978	Asohon Alfedee Adahabee Company for Importing Foodstuffs, Livestock and Meat	1,200,000
979	Alebdaa Almotatawor Company for Importing Foodstuffs, Livestock and Meat	1,189,961
980	Asdaf Company for importing building materials, sanitary materials and accessories	1,183,910
981	Asdaf Company for importing building materials, sanitary materials and accessories	1,182,401
982	Shajarat Adeekor Company for importing building materials, sanitary materials and accessories	1,181,240
983	Bayader Al-Naama Food Industries Company	1,179,250
984	Albehar Assbaa Company for Importing Foodstuffs, Livestock, Meat, Vegetables and Fruits	1,176,012
985	Al-Rayhan Company for importing medical equipment, medicines, medical preparations and mother and child supplies	1,163,027
986	Al Buhaira Company for Importing Foodstuffs	1,158,764
987	Almotaasel Allebeyah Company for the production, development and investment of agriculture and livestock	1,157,100
988	Gama Libya Company for Importing and Distributing Electrical Equipment and Spare Parts	1,155,388
989	Alalamyah Prefabricated Buildings Company	1,151,683
990	Almozaea Alhadeeth Company for Importing Agricultural Machinery and Supplies and Spare Parts	1,131,126
991	Al Kunduz Company for the manufacture of furniture, doors, windows and accessories	1,130,346
992	Al Sanea Pipe Industry Company	1,128,449
993	Al-Rahma factory for the manufacture of aluminum doors and windows	1,125,710
994	Philadelphia Almotahedah Company for the Import of Foodstuffs, Livestock and Fruits	1,125,000

995	Majmooat Alfakamah Company for Importing Clothes and Textiles	1,124,250
996	Zad Al-Aseel Company for Importing Foodstuffs	1,122,309
997	Azhar Arabea Company for the manufacture of tissue paper Ltd	1,116,090
998	Kat Alahlam Company for Importing Foodstuffs	1,113,983
999	Mansoura Company for Furniture Import	1,105,758
1000	Al-Riyada Company for Sponge and Mattress Industry	1,102,574
1001	Atadweer Company for the manufacture of doors and windows of PVC and aluminum	1,092,728
1002	Atawasul Almotakamel Company for Importing Building Materials	1,092,533
1003	Al Sanawan Aljadeed Company for Importing Foodstuffs, Livestock and Meat	1,092,209
1004	Shomoos Algethaa Company for Importing Foodstuffs, Livestock and Meat	1,090,571
1005	Souq Al-Khamis Company for Feed Industry	1,085,160
1006	Almanatek Alharah Company for Importing Medicines and Medical Equipment	1,085,050
1007	Eter Alward Company for Chemical Industries and Cleaning Materials	1,083,184
1008	Sama Al-Andalus Company for Importing and Distributing Medicines	1,079,115
1009	Alebreeq Adahabee Company for Importing Household Materials	1,078,814
1010	Ataleeaah Atebeeyah Company for Importing Medical Equipment and Supplies	1,078,110
1011	Libya Baytna Company for Importing Building Materials, Sanitary Materials and Accessories	1,071,625
1012	Morena Pharma Company for Importing Medicines, Mother and Child Supplies and Medical Equipment	1,070,259
1013	Al-Abar Adoaleyah Oil Services Company is a subsidiary of Natco Group for Trading and Investment Holding Company	1,065,039
1014	Al Shatt Company for Importing Building Materials, Sanitary Materials and Accessories	1,060,000
1015	Alofooq Atadreejee Company for Building Materials Industry	1,053,081
1016	SR Environmental Services and Solutions	1,050,861
1017	Adekah Asehyah Company for Importing Orthopedic Devices and Equipment and Medical Supplies	1,050,000
1018	Aneser Adahabyee Renewable Company for Importing Electrical and Household Materials	1,050,000
1019	Sultan Company for Food Industries, Water and Beverages	1,046,204
1020	Aljazeera Alkobrah Company for Aluminum Industry and Plastic Windows	1,036,463
1021	Al-Raya Company for Importing Medical Laboratories	1,036,154
1022	Serene Medical Company for Importing Medical Equipment and Mother and Child Supplies	1,035,848
1023	Tripoli Optics Company for Importing Optics and Accessories	1,033,517
1024	Azaria Company for the manufacture of furniture, decorations and various offices Dat Liability Ltd.	1,031,550
1025	Al-Majd Company for Importing Means of Transport and Accessories	1,030,125

1026	ASAS International Company for Importing Decorative Materials, Haberdashery and Cleaning Materials	1,029,973
1027	Eixir Assehah Company for Importing Medicines and Medical Equipment	1,021,799
1028	Al Hadaf Medical Group Company for Importing Medicines and Medical Equipment	1,018,310
1029	Al Shatha Company for Importing Medicines and Medical Equipment]	1,015,588
1030	Almodee Company for Importing Household and Electrical Materials	1,011,400
1031	Al-Sira Al-Tayyiba Company for Importing Foodstuffs	1,006,198
1032	Almaeadah Atayebah Company for Importing Foodstuffs, Livestock and Meat	1,003,841
1033	Al-Tahadan Company for Importing Books and Stationery	1,001,354
1034	Alnowat Alolah Company for Importing Electrical and Non-Electrical Appliances and Spare Parts	1,000,550
1035	Al Saqi Company for bottling and packaging water, oils, beverages and all foodstuffs	1,000,000
1036	Al-Jawhara Adolyah Company for Importing Foodstuffs	995,485
1037	Bab Afriqyah Aljadeed Company for Food Industries	991,064
1038	Al-Zajil Company for importing foodstuffs, livestock and meat	990,215
1039	Kosor Sokra Company for Importing Foodstuffs, Meat and Livestock	989,791
1040	Atanthem Alomranee Company for Aluminum and Glass Works	979,209
1041	Bir Hazwa Company for Importing Foodstuffs, Livestock and Meat	976,903
1042	Alhezam Azeraaee Company for Importing Agricultural Machinery and Supplies and Spare Parts	975,000
1043	Al-Noor Alhadeetha Company for Importing Foodstuffs	972,426
1044	Tripoli International Company for Educational Services	972,125
1045	Alhokol Alkadraa Company for Importing Agricultural Equipment and Supplies	971,695
1046	Konoz Libya Company for Importing Cleaning Materials	956,887
1047	Al Mukhtar Insurance Company	956,043
1048	Alaser Alhadeeth Company for Importing Foodstuffs, Livestock and Meat	955,105
1049	Nafedat Afriqyah Company for Importing Foodstuffs, Livestock and Meat	953,319
1050	Madain Saba Company for importing foodstuffs, livestock and meat	945,000
1051	Duma Company for Importing Cars and Spare Parts	943,442
1052	Dari Atejareyah Company for Importing Means of Transport and Accessories	941,117
1053	Al Muzn Company for Importing Foodstuffs, Livestock and Meat	938,809
1054	Dar Al Karam Company for Importing Medical Supplies and Equipment	938,623
1055	Ithmaar Company for Importing Agricultural Machinery and Supplies and Spare Parts	938,183
1056	Bareeq Al-Asr International Company for Importing Building and Health Materials and Accessories	933,891

1057	Libyan Academy for Communications and Informatics Company, affiliated to the Libyan Post, Telecommunications and Maalou Technology Company	933,321
1058	Qitaf Almassa Company for Steel Industries	932,550
1059	Arefak Alodod Company for Importing Livestock and Meat	930,979
1060	Al Tafawoq Company for Importing Clothes, Textiles and Leather Products	930,750
1061	Aljhadetha Food Import Company	930,516
1062	Abu Bakr Salem Malouk Paper Industry Factory	930,298
1063	Atlas International Company for Importing Means of Transport and Accessories	925,754
1064	Tawfiqia Allebeyah Company for Importing Various Means of Transport and Accessories	923,261
1065	Libya Alwataneyah Libya Company for Wood Industries and Furniture Industry of All Kinds	919,800
1066	Clean International Company for the import of decorative materials, haberdashery and cleaning materials	906,089
1067	Verona Company for importing foodstuffs, livestock and meat	905,394
1068	Dahiya Mills and Feed Company	892,000
1069	Al-Sari Adaoleyah Company for Communications and Technology Services Ltd.	888,931
1070	Wadi Eram Adaolwyah Company for Importing Cars and Spare Parts	886,366
1071	Al Wadi Company for Importing Building Materials and Sanitary Materials	885,062
1072	Qasr Al-Mahmoud Company for Importing Foodstuffs, Livestock and Meat	880,393
1073	Al-Shifa Company for Importing Medicines and Medical Equipment	875,081
1074	Almotaleyah Communications and Technology Company	873,305
1075	Almontaj Aloal Company for Importing Livestock and Meat	870,842
1076	Al-Azima Company for Importing Foodstuffs J.S.C	858,337
1077	Gulf Company for Importing Clothing, Textiles and Leather Goods	856,541
1078	Al-Tahadan Company for Importing Books and Stationery	855,028
1079	Essam and Partners Company for Coffee Industry	852,041
1080	Al Rayyan Al Fakher Foodstuff Import Company	846,370
1081	licona Aljadeeda Company for Import for the manufacture of hangars and mobile bots	843,031
1082	Azka Company for Importing Means of Transport and Accessories	840,760
1083	Alwataneyah Almotahedaa Company for Importing Foodstuffs	835,442
1084	Al-Rowad Factory for Aluminum Industry and P.V.C	834,292
1085	Al-Fath Company for Importing Agricultural Supplies	828,964
1086	Almanara Alola Steel Industries Company	820,563
1087	Alhelal Company for the import of electrical and non-electrical appliances and materials and their spare parts	820,406
1088	Alafreqyah Alola Company for Importing Foodstuffs, Livestock and Meat	812,299

1089	Wahat Alhgarb Company for importing electronic devices, telephone devices and accessories	812,000
1090	Ronde Building Materials Manufacturing Company	810,575
1091	Al-Manara Pharmaceutical Company for Importing Medicines, Medical Equipment and Mother and Child Supplies	810,244
1092	Elaf Adoleyah Alola Company for Importing Clothes, Textiles and Leather Goods	800,000
1093	Almajmoaa Allebeyah Company for Importing Air Conditioning and Heating Systems	799,566
1094	Atlas Adoleyah Pharmaceutical Import Company	796,575
1095	Al-Aws Company for Technology Services and Security Protection	795,974
1096	Almajmoaa Alkoemeyah Company for Importing Foodstuffs, Fruits, Meat and Live Livestock	795,884
1097	Bin Faraj Company for Importing Tires and Supplies Ltd.	790,700
1098	Aroaa Arakameyah Company for importing foodstuffs, livestock and meat	783,743
1099	Havana Company for the installation and maintenance of systems of all kinds	782,500
1100	Donia Aseha Company for Importing Veterinary Medicines, Serums and Vaccines	780,302
1101	Zahra Al-madina jadedda company for importing medicine medical preparations and mother and child supplies	775,841
1102	Emaar company for steel industries and polygonal steel	772,665
1103	Alshmal Libya Company for the import of oil equipment	770,881
1104	Al-Kiyl Al-Wafi Company for the import of food, livestock and meat	769,528
1105	Saba alkadra Company Import Agricultural Supplies and Machinery	765,000
1106	Al-Sunbulah Company for the import of food items	756,749
1107	Hadrian company to import cars and their parts	756,679
1108	Kunduz factory for making aluminum mat	753,376
1109	Alnaser dahabe Renewable Company for the import of electrical and household materials	747,840
1110	Alalamia almotamiza Company for the import of means of transport and its accessories	746,890
1111	Alroia Company for the manufacture of engines and its spare parts	743,176
1112	Medica company for importing medicines, medical preparations and mother and child supplies	741,793
1113	Alklaa alhadetacompany for Food Import	736,352
1114	Taknia Libya Company for Software and Information Technology with limited liability	727,157
1115	Al Dhafra Company for the import of food, livestock and meat	723,674
1116	Alsared factory for making empty square and metal anatomy	723,000
1117	Ghazala libya for Food Import Company	715,249
1118	Al-Qaws alalamia Company for the import of transportation, accessories, oils and greases	714,936
1119	Almohed Company for the import of electrical and non-electrical devices and materials and their spare parts	714,733
1120	Al-Ragheed alalamia Company for the import of food, fruits, livestock and meat	711,955

1121	Rahma company to import transportation and accessories	709,611
1122	Rand Company for Food Industries	702,000
1123	AlamoqCompany for Oil Services	701,918
1124	Alintelaka alhura company to import cars and their parts	701,850
1125	Al-Abriq Company for the import of gold and precious metals	700,045
1126	Alnokba almodia Company for the import of building materials, sanitary materials and their accessories	694,325
1127	Kafalos company for Shipping Agencies	693,095
1128	Al-Nahda factory for the manufacture of clothes	692,520
1129	Al-Midadad Company for the manufacture of building materials	692,244
1130	Libya Bitna Company for Importing Building Materials, Sanitary Materials and Accessories	688,520
1131	Shams Al Khaleej aldahabia Company for Importing Food, Livestock and Meat	686,166
1132	Alranen alawel Company for Communications and Technology	685,421
1133	Qaser alManara Company for the import of furniture	685,397
1134	Murooj Libya Company for the import of agricultural machinery and supplies and their spare parts	680,000
1135	Aljadawa alaalamia Company for the Import of Clothing and Textiles Leatherware Limited Liability	672,535
1136	Al-Sharq Company for the import of electrical and non-electrical devices and materials and their spare parts	671,284
1137	Almestsaq company to import mother and child supplies	667,750
1138	Al-Ijtihad Company for Importing Electrical and Non-Electrical Devices and Spare Parts	666,154
1139	Maida Rahman Company for the import of food materials	666,150
1140	Taqnia aljadida Company for Importing Medicines, Medical Equipment and Mother and Child Supplies	662,803
1141	Al-Hikma alula Company for importing electrical and non-electrical devices and materials and their spare parts	662,180
1142	Ashbilia aljadida company to import cars and other parts	660,400
1143	AlReem Company for the import of medicines and medical equipment	659,801
1144	Fine company for the manufacture of sponges and salons	657,868
1145	Al Resala company for Food Import	657,000
1146	Al-Bayader alalamia Company for the import of feed, machinery, agricultural supplies and their spare parts	650,000
1147	Almasder alalamia Company for Food Import	649,405
1148	Alethad alarabi Company for Importing Medical Equipment and Supplies	648,067

1149	Alshamela alula company for the import of medical equipment, medical preparations and mother and child supplies	643,796
1150	Alenara Company for importing electrical and non-electrical devices and materials, their spare parts, electronic devices and accessories	641,130
1151	AlBader almodi Company for the import of food and meat	639,900
1152	Etal Company for the import of appliances, electrical, non-electrical, electronic, accessories and spare parts	630,460
1153	Alarjoun Company for Importing Pharmaceutical Materials, Livestock and Meat	624,890
1154	AlDiwan Company for Importing Medicines, Equipment and Medical Supplies	624,622
1155	AlMazen Company for Importing Food, Livestock and Meat	623,044
1156	Alejma company for the import of household and electrical materials	617,270
1157	Maghreb Pharma Company for Medicines and Medical Equipment	614,714
1158	Dafnia alhadita Company for Steel Industries	612,120
1159	Alkalig factory for shoes manufactures	608,750
1160	Wadi alNama Company for Importing Agricultural Machinery, Supplies and Spare Parts	607,665
1161	Darat company for importing food, livestock and meat	606,500
1162	AlGhazala Company for the import of building materials, sanitary materials and accessories	602,430
1163	Majmua alkalig Company for the manufacture of building materials and grinding clinker	600,000
1164	Sahl alFadil Abu Omar Company for importing machinery, agricultural supplies and their spare parts	597,000
1165	Oslin Company for the import of equipment, devices, medical preparations and mother and child supplies	595,870
1166	Bab afrekia aljadida Company for food industries	593,824
1167	Steel factory for making corrugated sheet	591,458
1168	Aladwia libya company to import medicines and medical equipment	590,658
1169	Morgana Company for food industries	590,402
1170	Alibya alasria Company for Importing Medicines, Equipment, Medical Preparations and Mother and Child Supplies	588,825
1171	Alsimat Company for Importing Medicines, Medical Equipment, Medical Preparations and Mother and Child Supplies	586,183
1172	AlRatal & Partners Company for the manufacture of building materials and plastic	584,980
1173	Aldiafa alibya alula company for the manufacture, packaging and packaging of food	572,342
1174	AlKarm Company for the import of cars and its spare parts	571,570
1175	AlManar Company for Importing Agricultural Machines and Supplies Joint Stock	566,352
1176	Atiab madaq company for food, cheese and its derivatives industries	563,451

1177	Alatar Company for the import of means of transport and its accessories	559,207
1178	Alwade aldahabe Company for the import of food, fresh fruit and livestock	558,793
1179	Alnawa alula company for import electrical and non-electrical devices and their spare parts	558,255
1180	Altawasel almotakamel company for the import of building materials	555,395
1181	Metal company for the import of building materials and sanitary materials	554,295
1182	Alamana alsadiqa Company for the import of livestock and meat food	551,250
1183	Ater alwarded Company for Chemical Industries and Cleaning Materials	548,680
1184	Gama Libya Company for the import and distribution of electrical equipment and spare parts	545,254
1185	Altanmia Company for Plastic Pipes Industry	543,731
1186	Altahade samed alawl company for food industries	540,650
1187	Altamwen alwatane Company for Food Industry	539,886
1188	Marmar Libya Food Import Company	535,350
1189	Alakil Company for importing decorative materials, scraps and cleaning materials	521,141
1190	Qubtan libya Company for the import of food, livestock and meat	521,001
1191	Almezan aldahabe Company for the manufacture of building materials	520,943
1192	Al Majd Company for Importing Electrical and Non-Electrical Devices and Materials and Spare Parts	518,812
1193	Carthage alalamia company for Food Import	517,368
1194	Mfazza company for Petrochemical Industries	516,701
1195	Kat alahlam company for the import of food	514,900
1196	Gebal Kordofan Company for importing food, meat and livestock	505,800
1197	Altaqadm Company for Metal and Plastic Industries	503,193
1198	Albena alrasek company to import building materials, sanitary materials and accessories	502,437
1199	AlSaffanat alaslia Company for the import of means of transport and its accessories	500,776
1200	Meditrainian Shipping Company	500,000
1201	Altasame company for importing medicines, equipment, medical preparations and mother and child supplies	499,080
1202	Marmar Libya First Company for the import of building materials and sanitary materials	499,020
1203	Alibya alhurra company for Medical Services	498,693
1204	AlZahira Food Import Compan	497,776
1205	Samno Company for the manufacture, packaging and processing of food, legumes, nuts and coffee with the responsibility of Muhammaduuda	497,624
1206	Nedam tecnologia alhadet Company for Computer Services and Information Technology	496,650
1207	AlMashreq Company for the import of animals and birds	494,479

1208	Alkawader alalamia company for the import of meat and live livestock for the purpose of Al-Dah	494,187
1209	Aramex Libya Company for express mail services	492,055
1210	Libya alata Company for the import of food items	491,535
1211	Almawred almtaheda Company for Food Import	491,213
1212	Almaale almutawsed company for Shipping Agencies	488,000
1213	Alabram Company for Food Import	486,213
1214	Alhudig alale Company for the import of the product	486,102
1215	Dar alKbrah Company for importing electrical and non-electrical devices and materials, spare parts and electronic devices	484,618
1216	Shamal Africa aldawulia Company to import electric generators and parts, electrical appliances, equipment and non equipment	482,476
1217	Alwatania aldawulia Company for Importing Medicines, Medical Equipment, Medical Preparations and Medical Supplies	478,536
1218	Ataib alzac company for food industries	477,582
1219	Qarnab company to import cars, parts, oils and greases	476,900
1220	Alamat alSharq Company for the import of food, livestock and meat	475,620
1221	Taif alwafa Company for the import of food materials	473,700
1222	Alayed Company for Building Materials Industry	472,210
1223	Yeshefine al dawlia Company for the import of veterinary medicines and vaccines	471,387
1224	Alrafeq aldaam Company for the import of cars and their parts	465,601
1225	Nesma Company for importing air conditioning and heating systems	463,510
1226	Amar almuden Company for the manufacture of building materials and concrete bricks	463,060
1227	Edrak company for importing food items	460,096
1228	Alsharika alibia alalamia Company for General Contracting and Real Estate Investmen	458,649
1229	Haiti alalamia Company for the Import of Medicines, Equipment and Medical Supplies	458,159
1230	Aldiafa alibia Company for Food and Beverage Industry	458,150
1231	Sana Company for the manufacture of wooden and metal furniture of all kinds	455,993
1232	Zahrat aleklel Company for importing medical equipment, medicines, medical preparations and mother and child supplies	455,685
1233	AlMuzen Company for the import of sulfur, supplies and lighters	455,100
1234	Aletehad alarabi Company for Feed Industry and Grain Milling	455,000
1235	Sipes Libya company for Coating join Industry	452,258
1236	Taj alefa Company for Importing Food and Supply Commodities	451,500
1237	Alriada alalamia Company for the import of building materials	451,484

1238	Noran aldawlia alule Company for the import of medicines and medical equipment	448,318
1239	albunduqia company for food import	445,696
1240	Morena Pharma Company for the import of medicines, mother and child supplies and medical equipment	441,991
1241	Dads Company for Mills, Feed and Rice Rackets	440,563
1242	Alqetaat alhadeta Company for Aluminum Industry	438,265
1243	Alhandasia Company for Services and Electro-Mechanical Works	434,688
1244	Manahil alMamar Company for importing building materials and sanitary materials	434,475
1245	Jawhret alsahel alibia Company for the import of food, livestock and meat	434,097
1246	Roneak Libya Company for importing medical equipment, medicines and medical supplies	433,000
1247	Alqala company Soap and Cleaning Materials Joint Stock	432,501
1248	Saba company for importing food materials	429,614
1249	Aletar alhadeta company to import cars and their parts	428,123
1250	Alshorouk alalamia Company for Importing Food, Livestock and Meat	427,963
1251	Smoud Alabraj Company for importing building materials, sanitary materials and accessories	427,752
1252	Alnakheel Factory for Food Industries	425,153
1253	Alkawkab aldahabe Company for the import of electronic devices, accessories and spare parts	422,995
1254	Victoria company for Food Import	422,325
1255	Almukab Company for Information Systems	418,694
1256	Dunya alseha Company for importing medicines, medical preparations and mother and child supplies	416,407
1257	AlSafa alkamel Company for Aluminum and BCC Manufacturing and its accessories	415,768
1258	Alafaq Company for Importing Medical Equipment, Medicines, Medical Preparations and Mother and Child Supplies	415,763
1259	Aljawhara alibia company for the import of building materials, sanitary materials and accessories	412,704
1260	Alafdalia aldaima company for importing food, livestock and meat	411,750
1261	Al,etale alhadet Company for importing electrical and non-electrical devices and materials and their spare parts	411,686
1262	Noran aljaded company for food import	410,850
1263	Badr alSama company to import food, fruits, livestock and meat	410,329
1264	Shumos algeda company for the import of food, livestock and meat	409,826
1265	AlJoud alalamia Company for Importing Food, Livestock and Meat	409,690
1266	Kuzafia company for importing, building materials and sanitary materials	409,593
1267	Leen alalamia Company for the import of food materials	408,847

1268	Almadala algeda company for importing food, livestock and meat	408,300
1269	Algneha alula company to import food, livestock and meat	406,915
1270	Alsanabel alkadra Company for the import of food materials	405,308
1271	Magmua matla alfajer company to import electrical and non-electrical devices and materials, their spare parts and electronic devices	404,182
1272	Almasar almutahed Company for the import of means of transport and its accessories	401,598
1273	Altryaq aldewaia company for the import of medical equipment, medicines, medical preparations and mother and child supplies	400,665
1274	Alfania company for the aluminum industry	400,395
1275	Alwataiqia alaslia company for importing means of transport and accessories	399,514
1276	Areej algeda Company for Food Import	398,648
1277	Almansoura Company Libya for food industries	397,653
1278	Bit alezdehar Company for Furniture and Kitchens Industry	397,163
1279	Eksir elseha Company for the import of medicines and medical equipment	396,483
1280	AlHogar Company for the import of building materials, sanitary materials and their accessories	394,296
1281	Alankabut alibi for Information Technology	393,850
1282	Liptus Company for the import of household and electrical materials	393,330
1283	AlDiyar arabia Company for the import of building materials, sanitary materials and accessories	392,660
1284	Wahat alteb Company for the import of medical equipment	390,000
1285	Alnahda alwatania Company for the import of means of transport and accessories	388,882
1286	Almarfa t company ,for marine fishing equipment	387,720
1287	Alemlaq aldawelia Company for the import of building materials, sanitary materials and accessories	387,500
1288	Rauwa alsenaia Company for the manufacture of soap and cleaning materials	387,000
1289	Tamtoum company for importing electrical and household materials	386,927
1290	Memaar Libya aldawlia Company for General Contracting and Real Estate Investment	386,314
1291	Alassami factory for paint industry	383,536
1292	Alnoor alhadeta Company for Food Import	383,427
1293	Sultana Company for the import of food, livestock and meat	382,885
1294	Alanfouan Company for Importing food	381,957
1295	Libya alhurra company to import generators, machinery, electrical equipment and spare parts	381,505
1296	Almada Passenger Transport Company	380,800
1297	Altaj alibe company for Food Import	377,892

1298	Albina alyaqeen Company for Importing Electrical and Non-Electrical Devices, Materials, Parts, and Electro-Electro Devices	377,838
1299	Majmut alsunober aljaded Company for the import of food, livestock and meat	376,824
1300	Alkwadar Company for the import of building materials, sanitary materials and accessories belonging to Al-Bustan Holding Company	372,800
1301	Tenery alalamia Oil and Gas Company	372,544
1302	Altefel aljadid company for the import of medicines, medical preparations and children's supplies	371,178
1303	Qaltah Company for Engineering Industries	370,278
1304	Almumtaz Company for Shipping Agencies	370,146
1305	Elsewedy Electric Inter National Business Emirates Company	369,791
1306	Etehad alazia Company for the import of clothes, manufactures and leather scraps	368,423
1307	Sima almomiza company for importing food, livestock and meat	367,133
1308	Alnajma almodia Company for the import of transportation and accessories of Al-Star Holding Group Company	366,150
1309	Afaq altatweer Company for Aluminum Industry and BVC	365,658
1310	AlFath almubeen Company for the manufacture of pamphlets and paper products limited	365,000
1311	Shababik alasema Company for Food Import	364,786
1312	Almashatel alalamia company to import medicines, medical preparations and mother and child supplies	363,381
1313	Almasa laldawlia Company for the import of medical equipment, medicines, medical preparations and mother and child supplies	362,368
1314	Alnabras Company for the import of agricultural machinery, supplies and spare parts	362,270
1315	Almorouj alsamia Company for the import of medicines, medical preparations and mother and child supplies	360,996
1316	Altaqnia company for communications and data	360,955
1317	Alshatha Company for the import of medicines and medical equipment	360,511
1318	Alasala alraia company to import furniture	360,150
1319	Alyamamah alalamia Company, the first to import food, livestock and meat	360,000
1320	Sama Libya Company for Feed Industry	359,263
1321	Alboshra Company for Importing Medical Equipment, Supplies and Mother and Child Supplie	359,226
1322	Almas aljadid Company for the import of food, meat and livestock	357,839
1323	Sula company that imports pumps and agricultural equipment	357,129
1324	Alnayazek aldahbia Company for the import of food, livestock, meat and fresh fruits	356,425
1325	Almasder alakeed company for importing food, livestock and meat	352,000

1326	Altanmia alhadita Company for the manufacture of PVC, BVs, pipes and pipes	349,674
1327	Sandra company for importing food, livestock and meat	349,002
1328	Crystal aljabal Company for food industries, mills, rackets and oil refining	348,000
1329	Alwfeera algeda company for food import	345,600
1330	Almutatwer aljadid company for importing building materials, sanitary materials and accessories	345,247
1331	Ghout San Vaz Company for Food Industries	339,938
1332	Alekwa factory for making aluminum doors and windows	337,686
1333	Ward algarb Company to import decorative materials, scraps and cleaning materials	337,464
1334	Alembator alzerai Company for the import of agricultural machinery and supplies	337,374
1335	Al-Mahaba Company for Security and Safety	336,000
1336	Al-Hadi Company for the manufacture of plastic bags with limited liability	335,024
1337	Rakan almutawst company for Food Import Limited Liability	334,156
1338	Almutahed Company for Chemical Industries	333,000
1339	Temaar alJabael Company for Food import	332,280
1340	Atlas aldawelia Company for the import of transportation and accessories	330,669
1341	Alibya altawfeqya Company for importing various means of transport and their accessories	330,312
1342	AlMahri alsare Transport goods Company Limited	330,000
1343	Nujoom belhaj company in the need for the import of machinery, heavy equipment, accessories, spare parts, equipment and equipment	329,386
1344	Adwa Acacus Company for the import of food items	329,284
1345	Canary Company for Veterinary Medicines and Pharmaceuticals	329,259
1346	Altakamol factory for the manufacture of corrugated sheet	328,950
1347	Alrua taqadem Company for the import of food, livestock and meat	325,520
1348	Wadi alHayat Company for the import of transportation and accessories	325,500
1349	Danub Company for the import of medicines, medical preparations and mother and child supplies	324,289
1350	Wahiba and s partners. for importing food, livestock and meat	322,254
1351	Hadid libya Company for Steel Industries	321,380
1352	Alnahda alibya Company for the manufacture of cardboard and paper products	321,077
1353	Alnada Company for Dairy and Derivatives Industry	319,873
1354	Rehab almadina Company for the import of food, livestock and meat	319,200
1355	Alahneha alibia company for importing electrical and non-electrical devices and materials, spare parts and electronic devices	317,326
1356	Sultan Company for Food Industries, Water and Beverage Packing	315,971

1357	Asas alalamia Company for the import of decorative materials, scraps and cleaning materials	313,162
1358	Rimas alraid company for the import of building materials, sanitary materials and accessories	310,581
1359	Tibesti alawel Food Import Company	309,704
1360	Alfaris aldawlia Company for the import of food materials	309,639
1361	Nafda Africia Company for importing electrical and non-electrical devices and materials, electronic devices and accessories	309,240
1362	Alayen alhaqeqia Company for Food Importing	309,019
1363	Alsanea Company for Pipes Industry	306,900
1364	Alrahf altbeCompany for Importing Medical Supplies and Equipment	306,500
1365	Alalamia alhadeta Company for the import of medicines and medical equipment	305,720
1366	Zad alasail Company for the import of food items	305,164
1367	Alyaqeen aldawle Company for the Import of Food, Livestock and Meat	301,200
1368	Alfadaeyat company for the import of electronic devices	300,000
1369	Albariq aladwia Company for importing medicines and medical equipment	290,755
1370	Alausur Company for importing clothes, textiles and leather goods	288,930
1371	Alfath dahabia Company for Electrical Industries	288,156
1372	Rama Factory for Engineering Industries of Aluminum from PVC	286,520
1373	Albaqa Company for the import of clothes and textiles	283,927
1374	Alsalama Company for the manufacture of hanaqer and corrugated sheet	283,500
1375	Blhaj factory for the manufacture of automotive chillers	282,500
1376	Magmet Zain Company for the import of electrical appliances and materials	280,961
1377	Alektiar alhameel company for the import of decorative materials and scraps	280,517
1378	Almagd Company for Importing Transportation and Accessories	280,395
1379	Altaqta company for the import of electrical and electronic devices	280,074
1380	Nawa alnakla Company for the import of food, meat and dairy products	278,808
1381	Almutmera company for importing food	274,880
1382	Alamia Company for Importing Medicines, Medical Equipment and Dental Supplies	273,517
1383	Delta almuthada alula Company for Importing Medicines, Medical Preparations and Mother and Child Supplies	271,642
1384	Balhaj alalamia Company for Refrigerant Industry	270,498
1385	Almalak aljadid Company to import food items, fresh fruits, vegetables, livestock and meat	270,000
1386	Polemerat company for importing raw materials	269,927
1387	Alkalij Company for the import of means of transport and its accessories	269,183
1388	Karazzaz Company for the import of building and sanitary materials	268,264
1389	Noor alamana Company for the import of medicines and supplies	268,000

1390	Quwat alfoulad Company for the manufacture of hinger, prefabricated houses and metal forming	264,960
1391	Najma Belady Company for the manufacture of aluminum and BVC and accessories	263,922
1392	Delta Company for Cleaning Materials Industry	263,315
1393	Aljafaweq alzaheer for the import of means of transport and its accessories	261,301
1394	Ahezam zera'i Company for the import of agricultural machinery and supplies and their spare parts	261,150
1395	Jabal alnoor Company for Importing Clothing, Textiles and Leather Imports	258,960
1396	Al sadaqa alraqia company for the import of building materials, sanitary materials and accessories	257,902
1397	Bena alghad Company for Importing Building Materials, Sanitary Materials and Accessories	256,297
1398	Qemat Mazaya Company for Plastic Industries	255,725
1399	Aldeqa alalya Company for Importing Food for Widows and Meat	252,924
1400	Almustaqbel Factory for Plastic Industries	250,875
1401	Alsaqi Company for the packaging and packaging of water, oils, beverages and all foodstuffs	250,530
1402	Elaf aldawlia Company for the sale and distribution of household items, accessories, clothes, textiles and perfumes	250,077
1403	Alsahem Public Transport Joint Stock Company	250,000
1404	Trablus Company for the production of animal feed	249,931
1405	Altatweer company for the manufacture of doors and arrivals from PVC and aluminum	248,938
1406	Philadelphia almutaheda Company for the import of food, livestock and fruits	248,227
1407	Albadeel alaker company to import equipment and equipment of factories, workshops and their accessories	247,329
1408	Alqria company for importing food	247,082
1409	Almwed aljadid company for the import of food	245,978
1410	Adrar akakos Company for the import of machinery and equipment attribution with limited liability	245,259
1411	Almuktasa company for importing medical equipment and supplies	244,120
1412	Alshuhur Company for Importing Building Materials	242,976
1413	Mayas Company for the import of various means of transport and their accessories	239,460
1414	Alafdel aldahabi Company for importing children's materials and sanitary materials	239,064
1415	Alkhabeer Company for importing building materials, sanitary materials and accessories	237,210
1416	Bir Hazwa company to import food, livestock and meat	235,680
1417	Almadee company for importing household and electrical materials	235,648
1418	Almata Company for Importing Feed, Grains and Mill Accessories	234,100

1419	Alhuqul alkadra Company for Importing Agricultural Equipment and Supplies Inc.	234,059
1420	Alumran alsada Company for importing raw materials	234,015
1421	Abyat almutawased Company for the import of building materials, sanitary materials and accessorie	232,691
1422	Alliooth Company for Importing Food, Livestock and Meat	232,094
1423	Ganub almutwaset Company Electromechanical Works	231,530
1424	Provemi albaher almutwset Company for Feed Industry	231,530
1425	Karam aldiafa for food and confectionery industries	231,507
1426	Babel aljadid Company for Plastic Industries	231,030
1427	Almustaqbel alrasek company for food import	229,750
1428	Alwaqet aldahabi Company to Import Watches and Their Supplements	229,355
1429	Alaradi alkasba company for the import of machinery and agricultural supplies	228,000
1430	Alshareq alwaset Company for the import of building materials and supplies	225,355
1431	Alesraa alhadeta Company for Importing Food, Livestock and Meat	225,058
1432	Watan almajd Company for Food Import	222,830
1433	Hamouda factory for making corrugated sheet	220,000
1434	Alenara albiada company to import electrical appliances, materials, spare parts, electronic devices and accessories	219,976
1435	Aldaema riada company for importing medical equipment and supplies by category No. 2	218,093
1436	Sunbulah alrafia Company for the import of agricultural supplies	217,889
1437	Azdo company for importing medical equipment, medicines, medical preparations, mother and child supplies	215,116
1438	Alkair alweed Company for the squeeze and packaging of olive oil	211,850
1439	Alafdel alalame Company for General Contracting and Real Estate Investment	210,576
1440	Lamet alekwa Company for Food Importing	210,000
1441	Almawda alhadeta company to import appliances, electrical and non-electrical materials and their spare parts.	208,378
1442	Aman alhadet Company for Importing Food, Stuffs and Meat	208,182
1443	Alyaqeen almumaiz Company for Importing Food, Livestock and Meat	207,821
1444	Misrata factory for the manufacture of plastic pipes	207,500
1445	Tamam Company for the import of clothing, textiles and leather manufactures DAT Limited Liability	206,231
1446	Alekwa almutahedun Company to import materials, household equipment, electrical appliances and materials	204,570
1447	My Perfium Company for the import of decorative materials, scraps and cleaning materials	203,098

1448	Alshati Information Systems Company	202,647
1449	Alfawaris Company for importing cars and their parts	200,702
1450	Asia Company for the import of medicines and medical equipment	200,200
1451	Alzaytouna Good Company for the import of food, livestock and meat	198,450
1452	Elixir Alalam Company for the import of medical equipment, medicines, medical preparations and mother and child supplies	197,677
1453	Alsaraya factory for the manufacture of doors and in fruits of aluminum	197,398
1454	Got alyaum Company for the food industry	196,916
1455	Tupakts factory for sponge making	195,800
1456	Lazord Company for the import of building materials and sanitary materials	195,347
1457	Alnoor alawel company for food industries	195,283
1458	Shams alkalij Company for the import of medical equipment	195,044
1459	Al-Basma tebya Company for the import of medicines and medical supplies	194,589
1460	Almurjan Company for the manufacture of packaging materials	193,746
1461	Almarai Poultry and Mamahs Station	192,540
1462	Rama aldawlia Company for the import of building materials, sanitary materials and accessories	191,392
1463	Danube Food Import Company	190,570
1464	Alzahia Company for importing medicines, equipment, medical preparations and mother and child supplies	189,293
1465	Dalas Company for Importing Donors, Silver and Precious Metals	188,700
1466	Alsafwa aljabil Company for the import of building materials, sanitary materials and accessories	188,118
1467	Alkebrat allibya company for importing oil equipment	186,199
1468	Alfahed alesture company for the import of food, livestock and meat	186,167
1469	Altanmia Company for the Import of Building Materials	185,587
1470	Almutawakkil Company for Plastic Materials Industry	184,140
1471	Dox for transport import and accessories company	182,740
1472	Rabwa algarb Company for Food Import	182,506
1473	Aldardafi factory for making ribbed sheet	180,640
1474	Alada almutaqdem Company for Food, Livestock and Meat Import	180,000
1475	Alsabiq Company for Importing Means of Transportation and Accessories	179,419
1476	Alamara company to import cars and their spare parts	179,333
1477	sharekat almasder alawhed import clothing, textiles and leather goods	179,224
1478	Anwar shuala Company for the import of electrical materials	178,850
1479	Taj Topaz Company for importing medicines, equipment, medical preparations and mother and child supplies	178,208

1480	Altafwaeq Company for importing electrical and non-electrical devices and materials and their spare parts	176,535
1481	Alsalama almahnia Company for Safety Equipment, Road Equipment and Environment	175,322
1482	Alnjillah Company for Plastic Industries	174,680
1483	Elmina Company for the import of medical equipment	173,648
1484	Zahret alfordawes Company for the import of food items	172,841
1485	Alrabeeh Company for the manufacture of paints and pastes	171,000
1486	Alamal alzaher Company for Food Packaging	170,500
1487	Abraj Trading Company for Food Import	170,006
1488	Magmuet alhadaf tebiya Group Company to import medicines and medical equipment	169,672
1489	Bashaer alfatheh Company for Importing Goods and Foodstuffs	168,785
1490	Alaqarat alhadeta Company for the import of building materials, sanitary materials and accessories	167,758
1491	Alharouge alibya Company for the import of means of transport and its accessories	167,377
1492	Alfania company for the import of medical equipment	166,611
1493	Alnahda factory for the manufacture of ready-made housing	165,880
1494	Alkunuz Libya Company for the import of cleans	165,035
1495	Noor Alsharq Food Import Company	164,097
1496	Almukhtar Insurance Joint Stock Company	162,894
1497	Acacus Libya Electromechanical Services Company	161,492
1498	Aldiyar aldawlia Company for the import of food items	160,389
1499	Altandeem almamare Company for Aluminum Works	159,612
1500	Ithmaar Company for the import of machinery, agricultural supplies and spare parts	155,461
1501	Alwafa asafae company for the import of cars, machinery and their parts	154,977
1502	Alwaha aljadida Company for Importing Addial Materials	153,180
1503	Albaydaya alhadeta Company for the import of medicines and veterinary vaccines	152,195
1504	Magmuet alkebra Company for Central Air Conditioning Systems, its accessories and all electromechanical works	150,992
1505	Almutahed Paints Factory	150,700
1506	Alba factory dairy industry and its derivatives	150,495
1507	Rajab Ibrahim Al-Haj Ahmed clothing factory	150,460
1508	Zuhal aljadid Company for Importing Transportation and Accessories	149,337
1509	Libya almajd Company for importing cleaning materials and scraps	148,965
1510	Caza Libya company for the import of food items	146,753
1511	Alakeed alakeed company for medical services	146,230

1512	Alouras altejaria Company for the import of food materials, livestock and meat	145,100
1513	Misk Al-Madina Travel and Tourism Company	145,000
1514	Shamal africa Company for the Import of Medicines and Medical Equipment with Limited Liability	144,896
1515	Aber albarari company to import transportation and accessories	144,060
1516	Alalamia alkubra company for the import of medicines and medical preparations	143,259
1517	Albustan alraque Company for Food Importing	142,000
1518	Alshorouk Libya Company for Poultry Breeding and Shedling	141,071
1519	Qaser alkaleel Company for the import of electrical and non-electrical devices and materials, electronic devices and their spare parts	140,805
1520	Shamal africa company for the import of food, livestock and meat	139,968
1521	Almustaned alrasek company for food import	139,685
1522	Rawa alebtekar Company for Importing Ademables and Fresh Fruits	139,338
1523	Almutajadid Company for the import of home and office furniture	139,000
1524	Dari company for importing electrical and non-electrical devices and materials, spare parts and electronic devices	138,686
1525	Sanafi company to import electric and non-electric parts and their spare parts	138,682
1526	Albhaira company for food import	138,600
1527	Clean aldawlia Company for the import of decorative materials, scraps and cleaning material	138,593
1528	Almutasila alibya Company for Production, Development and Agricultural and Animal Investment	138,190
1529	Alteryaq aljadid company for the import of medical equipment, medicines, medical preparations and mother and child supplies	137,972
1530	Alsahal alibe Company for the import of food and meat with limited liability	137,603
1531	Dar alkarm Company for Importing Medical Supplies and Equipment	136,903
1532	almaalab aljaded Company for Importing Sports Equipment and Tools	134,560
1533	Nawar Company for Food Industries	134,538
1534	Alkusuba company to import fertilizers	132,900
1535	Almazara alhadeta Company for Importing Agricultural Machines, Supplies and Spare Parts	132,300
1536	Kunduz Company for the manufacture of furniture, doors, arrivals and accessories	131,360
1537	Alerteqa altebe company to import medicines, medical preparations and mother and child supplies	129,580
1538	Alrahma Factory for the manufacture of aluminum doors and doors	128,614
1539	Alillal Company for the import of agricultural machinery and supplies and their spare parts	127,800
1540	Magmuat alfakama Company for the import of clothes and textiles	127,792

1541	Azhar alrabi Company for Tissue Paper Manufacturing Limited Liability	126,400
1542	Alamal Company for the manufacture of plastics and its derivatives	125,450
1543	Mansoura Company for importing furniture	124,530
1544	Alriyada Company for Sponge and Mattress Industry	124,400
1545	Dar altaqnia Company for importing communications and information technology supplies	124,129
1546	Al-Hadaf saydalnia Company to import medicines, medical preparations and mother and child supplies	123,868
1547	Alibyai almutaksesa Company for Importing Chemicals and Agricultural Supplies	123,290
1548	Ital aldawlia Company for the import of building materials, sanitary materials and accessories	122,918
1549	Barina Company for the import of medicines, equipment, supplies, laboratories, medical preparations, mother and child	122,157
1550	Sonan aljadid Company for Importing Food, Livestock and Meat	122,010
1551	Alkafi Company to import medicines, medical equipment and mother and child supplies	121,464
1552	AlKhamis Market Company for Feed Industry	121,390
1553	Almanatek alhara Company for the import of medicines and medical equipment	120,166
1554	Almutatwra company for importing electrical appliances and their spare parts	118,345
1555	Sama alandalus Company for Importing and Distribution of Medicines	118,002
1556	Alebriq al dahabi Company for Home Materials	117,175
1557	Altaia albia Company for the import of medical equipment and supplies	116,720
1558	Alain Factory for Plastic Industries	116,325
1559	Khairat al mutawset International Company for the import of food, livestock and meat	114,956
1560	Alabar aldawlia Oil Services Company is a subsidiary of Natco Group Company for Trade and Investments Holding	114,885
1561	Almurjan aldawlia Food Import Company	114,780
1562	Alshate Company for Importing Building Materials, Sanitary Materials and Accessories	114,761
1563	Alofiq tadrigi company for the manufacture of building materials	114,375
1564	Siraj alamtal Company for the import of transportation and accessories	114,317
1565	SR Services and Environmental Solutions	114,255
1566	Aldeqa sahia Company to import orthopedic devices and equipment and medical supplies	114,091
1567	Shams alasel alaibi Company for the import of food, livestock and meat	113,850
1568	Aljazeera alkubra Company for the manufacture of aluminum and plastic windows	113,358
1569	Alraya Company for importing medical laboratories and laboratories	113,205
1570	Alkallaa Company for the manufacture of aluminum	113,127
1571	Alam Zain World Company for food industries	112,725
1572	Sama Libya aljadida Company for importing fresh food and fruits	112,500

1573	Alamal alMumtal Company for Plastics and Aluminum Industries	112,109
1574	Albustan alawel Company for Food Import	111,482
1575	Alhadeb same Company for the import of household and electrical materials	111,319
1576	Zain alJawaher Food Import Company	110,528
1577	Sirin tebia Company for the import of medical equipment and mother and child supplies	110,105
1578	Basariyat trablus Company for importing optics and accessories	109,665
1579	Azaria Company for the Manufacture of Furniture, Decorations and Various Offices Limited Liability	109,454
1580	Alfakama aljadida company for the import of building materials, sanitary materials and accessories	109,110
1581	Alriyada alKubra Company for the import of modern cars	108,627
1582	Shorooq Misrata Company for Metal Structures and Mobile Homes Industry	108,559
1583	Alebdad almutatwer Company for Importing Food, Livestock and Meat	106,137
1584	Rama Plastic Industries Compan	105,600
1585	Alqasr aldawlia Company for the import of agricultural equipment	105,002
1586	Tamasi aldawlia Company for Food Industries	101,852
1587	Alsera altayiba Food Import Company	100,000
1588	Almaaida tayiba company for the import of food, livestock and meat	99,981
1589	Prima Tex Company for the manufacture of industrial sponges and mattresses	99,500
1590	Alruken alrafe Company for the Import of Electrical Devices and Materials Ltd.	98,650
1591	Qitaf almasya Company for Steel Industries	98,638
1592	Altayeb Company for Feed Industry	98,301
1593	AlJawhara aldawlia Company for the Import of Food, Livestock and Meat	97,798
1594	Almutakass factory for making doors and windows from aluminum and PVC	97,665
1595	Nugoom algeda alibi Company for Food Importing Food	97,472
1596	Alzajel Company for the import of food, livestock and meat	96,780
1597	Kusur alsukara company to import food, meat and livestock	96,000
1598	Frasin Food Import Company	93,420
1599	Zad albaraka Company for the import of food items	92,800
1600	Aldawlia trablus company for Educational Services	92,750
1601	Almism aldawlia Company for the import of clothing, textiles and leather goods	92,016
1602	Almeza alalamia Company for Importing Building Materials	92,000
1603	Amtar geem Company for the import of food, livestock and meat	89,378
1604	Almgmua alraida company for the manufacture of cups and coffee shop supplies	89,100
1605	Alqua alzrqa Company to import welding supplies and workshop equipment	88,007

1606	Alaser alhadeet company for the Import of Food, Livestock and Meat	86,811
1607	Aletqan Company for the manufacture of aluminum and BMC	86,480
1608	Nafedat Africa Company for the import of food, livestock and meat	86,400
1609	Madain Saba Company for the import of food, livestock and meat	86,292
1610	Crystal aldawlia Company for Paint Industry and its supplies with limited liability	85,782
1611	Tarablua dawlia Company for the import of food materials	85,523
1612	alakdmia alibya for Communications and Informatics Company, affiliated to the Libyan Post, Telecommunications and Information Technology Company	84,545
1613	Alduma company for importing cars and their part	83,339
1614	Dar albunyan Company for decoration works	82,724
1615	Aamaq almutwset Company for the import of building materials and sanitary materials	82,197
1616	Almdub factory car exhaust parts industry	81,350
1617	Alrabia Company for the import of food, livestock and meat	81,200
1618	Albustan Company for Food Industries	80,500
1619	Dari tejaria Company for the import of means of transport and its accessories	79,405
1620	Kairouan aljadida company for the import of furniture	78,923
1621	Alsai tebia Company for Disinfection, sterilization and anti-enemy services	78,731
1622	Alalm aljadid Company for the import of food, livestock and meat	78,000
1623	Alalama alwatnia Company for Food Industries	77,910
1624	jawhret alom company for importing mother and child supplies	77,800
1625	Falcon Food Import Company	77,350
1626	Bayader alnema Company for Food Industries	74,243
1627	Magmuet almualaj company to import all kinds of insulation materials	73,995
1628	Bareq alaser Company to import building and sanitary materials and accessories	73,980
1629	Rubia company for importing medical equipment and supplies	73,736
1630	Atameer almabane Company for the import of building materials, sanitary materials and accessories	73,669
1631	Alhawafer aldahabia Company for Importing Agricultural Machinery and Spare	72,575
1632	Almuzara Company for the import of food, livestock and meat	72,420
1633	Dar tarabuls Company for the import of clothes, textiles and leather goods	72,365
1634	Alrefaq algadid company to import livestock and meat	72,200
1635	Alnfuq company for importing clothes, textiles and leather goods	71,543
1636	Alkafa alfaeqa Company for Installation and Maintenance of Electrical and Mechanical Devices, LLC Limited	70,350

1637	Qitaf Company for Importing Medical Equipment, Medical Preparations and Mother and Child Supplies 10	70,221
1638	Swani Company for food industries	69,536
1639	Fada libya Company for Tourism Services	69,315
1640	Alahadita company for food import	69,185
1641	Aetgah alawil company for importing agricultural supplies	67,970
1642	Altelal Company for Paper Manufacturing and Printing Supplies	67,640
1643	Aslak Company for importing electrical, non-electrical and household appliances and materials and their spare parts	67,396
1644	Abu Bakr Salem Mlouq factory for paper industry	67,200
1645	Almasharq aldawilia Company for Importing Heavy Machinery, Equipment, Accessories and Spare Parts	66,613
1646	Aqar Oil Services Company	66,000
1647	Alrabi alawel company for the import of medicines and medical equipment	63,391
1648	Alnasiriyah Company for Importing Medical Equipment, Medicines, Medical Preparations and Mother and Child Supplies	63,069
1649	Tilal tebia Company for the import of medical equipment, medicines, medical preparations and mother and child supplies	63,050
1650	fanus Libya Company for the import and sale of furniture and their supplements	62,732
1651	Ayadi alruwad Company for packing and packaging detergents	62,200
1652	Alqaleb almjwaset Company for the import of food, livestock and meat	61,627
1653	Mansoura Company for the manufacture, distribution and trade of all cleaning materials	60,415
1654	Mashaffi Company for the import of medicines, equipment and medical supplies	60,293
1655	Almagma almutamiza alhadeta Company for the import of food, livestock and meat	58,080
1656	Tayba aldwalia Company for Importing Furniture and Supplements	57,812
1657	Aljanmia alibya Company for the production of animal and agricultural production requirements. M. AD	57,812
1658	Magmuat Qarat libya Company for importing means of transport, accessories and spare parts	57,668
1659	mayan alhadeta company to import food, livestock and meat	57,466
1660	Albayader aljadid Company for the import of home and office furniture	56,950
1661	Almanar Company for Food Industries	56,876
1662	Asahare alhjadida Company for Steel Industrie	56,500
1663	Swam company for importing transportation and accessories	56,246
1664	Candy Company for Importing Food, Livestock and Meat	55,800

1665	Altawm company for the import of medical equipment, medicines, medical preparations and mother and baby supplies	54,513
1666	Raqqa Company for the import of sports equipment and clothing	54,025
1667	Almagmua almutakamela Company for the Import of Pharmaceutical Materials	53,591
1668	Almarai alnaima Company for Flour Mills, Feed Industry and Rice Rackets	52,695
1669	Alsharara Company for the import of building materials and sanitary materials	52,100
1670	Altuyer alameia Company for Poultry Breeding	51,000
1671	Safina algeda company for food import	50,270
1672	Musaya alsham Company for baking and sweets	50,060
1673	Alnajem adahabi Company for Importing Medical Equipment and Supplies	50,000
1674	Alanwaf aljadida Company for the import of means of transport, spare parts, tires, and all its accessories	48,200
1675	Albehar alsaba Company for the import of food, livestock, meat, vegetables and fruit	47,556
1676	Nahig alkair company to import food, livestock and meat	47,104
1677	Alkafa zeryia Company for the import of agricultural machinery, supplies and spare parts	47,091
1678	Oia alalamia Company for the import of medical equipment and supplies	46,575
1679	Libyia almtakamela Company for Oil Services	46,466
1680	Sharq Gate Company for the import of raw materials	45,938
1681	Jawaher Sabrata Company to import food, livestock and meat	45,791

1682	Alpha Company for Chemical Industries	45,750
1683	Jinan Al-Wadi Company for Adwive Industries	45,000
1684	Al-Argan Foodstuff Company	43,800
1685	Almasder alibi Company for the import of raw materials	43,750
1686	Badr Company for the manufacture of paper products and printing	43,750
1687	Pharm Company for the import of agricultural machinery and supplies and their spare parts	42,952
1688	Jawdat alasnaf Company for Food Import	42,642
1689	Aahyia Company for Public Hygiene Services, Pest Control, Landscaping and Catering J.S.C	41,460
1690	Al-Sadeed Company for the import of food materials	41,443
1691	Alzay alibi Company for the Import of Food, Livestock and Meat	40,654
1692	Al-Durr Company for Importing Mother and Child Supplies	40,420
1693	Al-Wafa Company for Chemical Industries	40,200
1694	Bawaba albena Company for the Aluminum and BVC Industry	40,080
1695	Aras Company for Importing Building Materials, Sanitary Materials and Accessories	39,591
1696	Bayet altaam company to import food items	39,502
1697	Alestabriq aldahabi Company for the import of raw materials	38,900
1698	Namareq alkayir Company for importing decorative materials, scraps and cleaning materials	38,242
1699	Aldarb alemtayaz company for the import of means of transport and its accessories	37,338
1700	Hadeer Al-Wadi Company for Importing Adware, Livestock and Meat	36,000
1701	Rawafed Arab Company for importing workshop equipment, factories, various means of transport, other parts and raw materials	35,550
1702	Shaheen Al-Jabal International Company for the import of building materials	35,074
1703	Al-Alegant Company for the manufacture of chocolate and sweets	34,896
1704	Alula company for the manufacture of trailers and truck bodies	34,780
1705	Norseen Company for Importing Medical Equipment	34,405
1706	Alalama alula company for importing medical equipment, medicines, medical preparations and mother and child supplies	33,082

1707	Alsada almutamizoon Company for food industries	30,690
1708	Alsaba company for importing clothes, shoes and leather goods	30,330
1709	Alsahen alfedee Company for the import of food, livestock and meat materials	29,374
1710	Trepulse company for Insurance Brokerage and Re-Insurance Services	29,227
1711	Bin Isa Company for importing marine equipment and fishing supplies	28,500
1712	Shihana Company for Importing Cleaning Supplies, Perfumes and Decorations	28,347
1713	Altaqnia alutlatia company for importing agricultural machinery and supplies	28,088
1714	Sahara Jewel Company for the import of poultry cuttings and accessories	28,024
1715	Al-Aman aldwlia Company for Oil and Gas Marketing and All Fuels	28,023
1716	TuPackets Cement Company for the manufacture of concrete mixtures	27,945
1717	Asadaf Company for Importing Building Materials, Sanitary Materials and Accessories	27,055
1718	Alhelal alibi atbiya Company for importing medical equipment	26,325
1719	Aladawa alameha Company for the import of transportation and accessories	26,303
1720	Al-Tahdan Company for Paper Industries	26,265
1721	Al-Rayhan Company for importing medical equipment, medicines, medical preparations and mother and child supplies	21,222
1722	Dania Company for Paper and Carton Industries	20,790
1723	alkubra alhadeta company for the feed industry	20,625
1724	Malekat albahar Company for importing building materials, sanitary materials and accessories	18,900
1725	Baldi Al-Khair Company for Food Industries	17,123
1726	Al-Aloais Medical Services Company	16,935
1727	Albehar aldwalia Company for the import of medical equipment	16,250
1728	Emaar almutwaset Company for the import of building materials, sanitary materials and accessories	16,119
1729	Sawed alquwa company for the import of heavy equipment and machinery	16,091
1730	Manar Al-Ghad Company for Food Import Inc.	15,886
1731	Al-Tarsi Libyan Company for the import of clothes, textiles, shoes and leather goods	13,726
1732	High Class Communications and Technology Company	11,966
1733	Aldeqa company for the manufacture of feed and its derivatives	10,800

Accepted Coverage Requests ?
By Goods or Services - Private Sector ?
From 1/1 - to 30/09/2023 ?

"Descending order" ?

Order.	Goods or services	Value in USD
1	Production and Operation Supplies	1,653,952,949
2	Miscellaneous Food Commodities	995,145,057
3	Essential Commodity Production Requirements	992,180,615
4	Feed	784,798,987
5	Building Materials and Construction Supplies	707,995,886
6	Electronic Equipment	682,898,606
7	Transportation, tires, batteries and spare parts	582,173,947
8	Machinery and Equipment	408,748,873
9	Live and frozen meat	378,167,397
10	Household and Household Electrical	348,417,274
11	Milk	293,392,611
12	Foodstuffs	221,695,986
13	Medicines	207,867,247
14	Furniture	150,541,290
15	Milk, diapers and baby food	147,814,826
16	Cheeses	121,640,790
17	Cleaning Materials	102,996,887
18	Tobacco of all kinds and accessories	91,009,217
19	Agricultural	80,375,397
20	ICT Services	56,227,017
21	Fruits and Vegetables	54,244,897
22	Cleaning Materials	36,370,827
23	Agricultural	36,137,214

24	Various navigational services	34,151,872
25	Production and Operation Services	25,805,154
26	Airlines Transfers	25,415,004
27	Clothing and Shoes	25,079,654
28	Sanitary materials	22,468,488
29	Special requests for Libyan Wings Company	21,367,031
30	Gold import transfer	20,880,692
31	Stationery	16,904,541
32	Oia Airlines expenses	7,679,613
33	Ghadames Airlines Company	7,542,548
34	Butter	7,326,134
35	Fish and Marines	7,277,013
36	Carpets and Textiles	7,058,960
37	Libyan Air Transport Company	4,742,203
38	Ghee	4,689,878
39	Insurance Companies Transfers	3,423,628
40	Veterinary Medicines	3,061,763
41	Sama Mediterranean Airlines Company	2,382,497
42	Costs of Tourist Services	1,530,086
43	United Insurance Company	1,019,922
44	Medical	884,284
45	Iron and Steel Plant Operating Requirements	669,240
46	Training Course Transfers	528,100
47	Libyan Airlines Requests	485,195
48	Miscellaneous	451,793
49	Goods for public services	424,315
50	Port Operating Supplies	28,500

Accepted Coverage Requests ?
According to Country of Origin - Private Sector ?
From 1/1 - to 30/09/2023?

"Descending order"?

Order.	Country of origins	Value in USD
1	Turkey	1,946,474,000
2	Egypt	1,415,659,544
3	China	1,022,803,022
4	Russian Federation	733,519,977
5	India	543,441,126
6	Tunisia	376,387,340
7	Brazil	328,199,715
8	United Arab Emirates	284,710,236
9	Italy	278,334,048
10	Germany	228,899,182
11	Netherlands	184,952,013
12	Argentina	178,746,544
13	Ukraine	175,159,950
14	Thailand	154,855,936
15	Spain	148,130,438
16	Ireland	147,992,927
17	Belgium	99,262,727
18	United States	91,475,318
19	South Korea	90,394,669
20	Indonesia	78,857,409

21	France	68,902,951
22	New Zealand	68,403,270
23	Saudi Arabia	61,862,955
24	Japan	61,694,038
25	Ecuador	50,628,859
26	Europe	48,359,901
27	Algeria	47,224,025
28	Greece	33,308,196
29	Austria	32,676,777
30	Switzerland	31,458,016
31	Sri Lanka	30,213,431
32	United Kingdom	29,772,131
33	Poland	27,492,533
34	Romania	23,007,825
35	Oman	21,937,366
36	Sweden	19,763,717
37	Jordan	18,773,188
38	Hungary	18,263,067
39	Bulgaria	17,734,938
40	Canada	15,534,120
41	Portugal	15,410,688
42	Colombia	14,427,032
43	Taiwan	14,155,822
44	Morocco	14,149,652
45	Denmark	12,213,990
46	Slovenia	8,092,093
47	Viet Nam	7,459,373

48	Lithuania	6,566,659
49	Asia	6,455,450
50	Slovakia	5,504,019
51	Uruguay	5,243,597
52	Malaysia	4,348,304
53	Gabon	3,638,554
54	Australia	3,536,281
55	Kazakhstan	3,000,000
56	Finland	2,995,877
57	Serbia	2,407,852
58	Costa Rica	1,979,919
59	Malta	1,866,591
60	Norway	1,772,877
61	Moldova	1,674,000
62	Paraguay	1,470,000
63	Lebanon	1,300,574
64	Luxembourg	1,227,500
65	Namibia	1,088,582
66	Europe	1,052,014
67	South Africa	973,000
68	Bahrain	902,549
69	Qatar	896,550
70	Equatorial Guinea	877,455
71	Cyprus	842,968
72	Czech Republic	791,458
73	Croatia	531,490
74	Bosnia and Herzegovina	493,227

75	Nigeria	482,825
76	Bangladesh	456,877
77	Estonia	368,308
78	Singapore	366,463
79	Latvia	323,448
80	Mexico	319,002
81	Chile	313,404
82	Congo	268,805
83	Saint Lucia	149,948
84	Ethiopia	140,544
85	Pakistan	138,030
86	Kenya	52,100
87	Ghana	50,400
88	Former Yugoslav Republic of Macedonia	26,682
89	Sierra Leone	1,647

Accepted Coverage Requests [?]
According to Beneficiary Country - Private Sector [?]
From 1/1 - to 30/09/2023 [?]

"Descending order" [?]

Order.	Beneficiary Country	Value in USD
1	United Arab Emirates	3,486,168,126
2	Egypt	951,298,840
3	Turkey	814,811,571
4	Switzerland	548,503,581
5	United Kingdom	514,516,339
6	Tunisia	454,868,695
7	Italy	316,841,521
8	China	304,905,501
9	Austria	282,339,256
10	Spain	212,272,355
11	Netherlands	184,172,438
12	Japan	142,105,887
13	South Korea	132,025,673
14	Germany	131,324,589
15	Thailand	113,026,202
16	Canada	87,304,917
17	France	81,912,723
18	Hong Kong S.A.R.	61,259,519
19	Malta	35,187,233
20	New Zealand	33,841,549
21	Belgium	28,891,179

22	Morocco	28,769,127
23	Jordan	28,710,303
24	India	27,630,417
25	Saudi Arabia	26,247,544
26	Indonesia	25,721,538
27	Cyprus	25,249,665
28	United States	23,862,674
29	Romania	23,531,290
30	Hungary	23,479,230
31	Oman	20,926,107
32	Sweden	17,938,683
33	Mauritius	17,786,244
34	Ireland	17,683,292
35	Denmark	17,616,548
36	Sri Lanka	16,153,250
37	Poland	14,252,567
38	Greece	13,178,314
39	Singapore	11,134,001
40	Portugal	10,195,470
41	Algeria	9,952,794
42	Ukraine	9,832,746
43	Luxembourg	8,009,615
44	Estonia	6,778,347
45	Bahrain	4,489,716
46	Lithuania	4,470,907
47	Brazil	4,072,788

48	Australia	3,908,238
49	Slovenia	3,899,509
50	Bulgaria	3,798,824
51	Finland	3,314,261
52	Viet Nam	2,658,174
53	Malaysia	2,535,013
54	Serbia	2,407,852
55	Qatar	1,902,490
56	Lebanon	1,350,794
57	Andorra	1,251,423
58	South Africa	973,000
59	Colombia	604,380
60	Liechtenstein	571,224
61	Taiwan	528,067
62	Nigeria	482,825
63	Albania	453,336
64	Bosnia and Herzegovina	434,187
65	Latvia	383,877
66	Gabon	267,996
67	Costa Rica	225,990
68	Czech Republic	214,645
69	Croatia	165,138
70	Bangladesh	155,480
71	Ethiopia	140,544
72	Pakistan	116,825
73	Kenya	52,100
74	Sierra Leone	21,375
75	Norway	3,467

Accepted Coverage Requests ?

List of all entities - **Public Sector** ?

From 1/1 - to 30/09/2023?

"Descending order"?

Order.	Entity Name	Value in USD
1	Libyana Mobile Phone Company	295,961,978
2	Almadar Aljadid Company	132,636,736
3	Libyan Iron and Steel Company	130,116,999
4	Administrative Centres Development Authority	58,928,103
5	General Authority of the Social Solidarity Fund	51,900,000
6	Arab Union Contracting Company J.S.C	44,088,991
7	Libya Telecom and Technology Company J.S.C	32,527,037
8	Hatef Libya Company	31,301,784
9	Afriqiyah Airways	20,636,989
10	Libyan International Telecommunications Company	13,895,596
11	Aljeel Aljadded Technology Company	11,296,036
12	National Mills and Feed Company	8,975,846
13	Misurata Free Zone	8,487,117
14	General Electricity J.S.C	8,039,172
15	Libyan Airlines	8,035,701
16	Libya Insurance Company	7,912,397
17	Al Ahlia Cement J.S.C	7,439,825
18	Social Security Fund	7,252,964
19	Housing and Utilities Projects Implementation Authority	5,323,320
20	Muamalat Financial Services Company	4,506,319

21	Tunisair Branch	4,420,000
22	General Company for General Cleaning Services Tripoli	2,742,559
23	Authority for the Construction and Maintenance of Ports and Fishing Harbours	2,315,300
24	Libyan Ports Company	2,139,997
25	General Water Conversion Company	2,013,448
26	General Company for Paper and Printing	1,994,750
27	High Commission for the Care of People with Special Needs	1,949,824
28	Alenma Electric Investment Company	1,826,982
29	Social Welfare Fund at the Ministry of Interior	1,300,694
30	Pediatric Hospital Benghazi	1,200,000
31	Civil Status Department	1,013,636
32	Libyan Federation of Insurance Companies	918,112
33	Systems Company for Electrical Construction J.S.C	813,828
34	University Hospital Tripoli	740,896
35	State Company for Importing Security Goods J.S.C	578,825
36	Ras Ajdir Musaed new highway project Implementation	498,751
37	Libyan Accreditation Centre	443,290
38	Libyan Ground Services Company	394,619
39	Libya Post Company	245,865
40	University of Benghazi	174,977
41	Trucks and Buses Company	104,001
42	Libyan Anama Insurance Company J.S.C	30,203
43	National Agricultural Aviation Authority	1,829

Accepted Coverage Requests ?

According to Goods or Services - **Public Sector**??

From 1/1 - to 30/09/2023?

"Descending order"?

Order.	Goods or services	Value in USD
1	Libyana Mobile Phone Company Requirements	192,005,941
2	Iron and steel plant operating requirements	128,182,127
3	Almadar Aljadid Requirements	117,607,821
4	Communications and IT Services	101,013,968
5	Production and operation requirements	89,774,458
6	General Authority of the Social Security Fund	51,900,000
7	Electronic Devices	49,599,856
8	Arab Union Contracting Company	28,941,250
9	Hatef Libya Company Operating Requirements	26,964,828
10	Airline Transfers	14,875,862
11	Building Materials and Construction Supplies	12,656,945
12	Insurance Company Transfers	8,584,149
13	Feeds	8,425,000
14	General Electricity Company Supplies	8,039,172
15	Afriqiyah Airways	7,928,977
16	Libya Telecom and Technology Company	7,491,867
17	Social Security Fund	7,252,964
18	Machinery and Equipment	6,922,203
19	Production and Operation Services	6,840,189
20	Libyan Airlines Requests	5,906,870
21	Medicines	5,629,344

22	Tunisair	4,420,000
23	Housing and Utilities Projects Authority	4,061,781
24	Transportation, tires, batteries and spare parts	3,745,621
25	Operating needs of Muamalat	3,353,351
26	Port operation and maintenance requirements	2,630,976
27	General Water Conversion Company Supplies	2,013,448
28	Stationery	1,994,750
29	Libyan Ports Company	1,809,209
30	Social Welfare Fund	1,300,694
31	Health Treatment Transfers	1,200,000
32	Household and Electrical	813,828
33	National Cement Company	760,581
34	Clothing and Shoes	755,974
35	Essential Commodity Production Requirements	675,815
36	State Company for Importing Security Goods	578,825
37	Insurance Companies Requests	182,873
38	Miscellaneous	114,977
39	Libyan Federation of Insurance Companies	93,690
40	Training Course Transfers	60,000
41	Port Operating Requirements	15,112

Accepted Coverage Requests
According to Country of Origin - Public Sector
From 1/1 - to 30/09/2023

"Descending order"

Order.	Country of origins	Value in USD
1	China	332,425,677
2	Sweden	112,978,309
3	Bahrain	59,353,979
4	South Korea	51,900,000
5	Turkey	51,793,000
6	Brazil	45,333,825
7	Tunisia	41,365,810
8	United Kingdom	37,972,604
9	United States	31,375,860
10	Hong Kong S.A.R.	26,234,825
11	Italy	13,946,002
12	Netherlands	12,598,797
13	Egypt	10,756,692
14	United Arab Emirates	10,741,037
15	Finland	10,298,269
16	Europe	9,209,540
17	Russian Federation	8,838,000
18	Germany	6,615,092
19	Spain	5,186,879
20	Saudi Arabia	5,087,357
21	France	4,234,993
22	Belgium	4,136,286
23	Malta	3,085,819
24	India	2,736,314
25	Jordan	2,558,718

26	Poland	2,333,478
27	Thailand	2,202,548
28	Austria	1,805,254
29	Japan	1,570,037
30	Slovenia	1,435,519
31	Luxembourg	1,353,111
32	Greece	1,039,304
33	Ireland	946,238
34	Mauritius	731,746
35	Romania	625,131
36	Morocco	454,493
37	Switzerland	381,399
38	Portugal	333,731
39	Lebanon	262,141
40	Norway	225,389
41	Oman	163,263
42	Bulgaria	119,150
43	Denmark	104,357
44	Bosnia and Herzegovina	91,140
45	Qatar	79,219
46	Malaysia	56,699
47	Canada	26,520
48	Kenya	10,400
49	Sierra Leone	4,539
50	Hungary	2,993
51	Senegal	2,902
52	Ghana	911

Accepted Coverage Requests ⓘ
According to Beneficiary Country - Public Sector ⓘ
From 1/1 - to 30/09/2023 ⓘ

"Descending order" ⓘ

Order.	Country of origins	Value in USD
1	China	301,358,907
2	Sweden	113,906,818
3	United Kingdom	62,137,758
4	Bahrain	59,353,979
5	South Korea	51,900,000
6	Tunisia	51,008,441
7	United States	49,312,027
8	Turkey	46,117,759
9	Hong Kong S.A.R.	38,659,580
10	Austria	18,879,275
11	United Arab Emirates	15,040,804
12	Italy	13,873,283
13	Spain	12,932,694
14	Netherland	12,581,169
15	Egypt	10,784,155
16	Finland	9,792,604
17	Germany	8,446,756
18	Slovenia	6,505,508
19	Switzerland	6,126,166

20	Saudi Arabia	5,087,357
21	France	4,852,413
22	Belgium	4,391,662
23	Malta	3,135,598
24	Jordan	2,785,658
25	India	1,625,468
26	Ireland	1,282,812
27	Japan	1,231,000
28	Mauritius	731,746
29	Greece	697,554
30	Slovakia	578,825
31	Morocco	454,493
32	Portugal	333,731
33	Lebanon	262,141
34	Norway	225,389
35	Luxembourg	183,111
36	Europe	148,592
37	Bulgaria	119,150
38	Qatar	79,219
39	Singapore	78,405
40	Denmark	76,265
41	Canada	26,520
42	Kenya	10,400
43	Sierra Leone	4,539
44	Sengal	2,902
45	Poland	2,663

Accepted Coverage Requests - **Banking Sector**

From 1/1 - to 30/09/2023

"Descending order"

Order.	Bank	Value in USD
1	First Gulf Bank of Libya	14,015,551
2	United Bank for Commerce and Investment	3,193,939
3	Alaman Bank for Trade and Investment	2,784,330
4	Al Andalus Bank Company	1,631,962

According to Goods and Services - **Banking Sector**

"Descending order"

Order.	Goods or Services	Value in USD
1	Profit Transfer to the Foreign Partner - First Gulf Bank of Libya	14,015,551
2	Profit Transfer to the Foreign Partner - The United Bank	3,193,939
3	Protection System Costs	993,999
4	Visa raw cards	532,519
5	Financial guarantee MasterCard	450,000
6	Display screens	414,033
7	Purchase of system licenses	337,733
8	Payment of the guarantee value	300,000
10	Paper Counting Machines	284,539
11	20 ATM machines and spare parts	274,077
12	External transfer	200,000
13	Android Devices	126,763
14	400 POS devices	101,410
15	System Support Services	70,000
16	System support services	60,000
17	Technical Support Services Contract	60,000
18	Air Conditioning	56,990
19	Foreign Transfer	20,000
20	Multiple Documentation - Maintenance	20,000
21	Reimbursement of SWIFT expenses	19,496
22	Programming	19,191
23	Prepaid Cards	17,158
24	Renewing Services Fee	12,772
25	Prepaid Cards	11,750
26	Review of the SWIFT system	5,788
27	Software Products and Services	4,944
28	External transfer	4,944
29	Subscription Fees	4,944
30	Oracle software customization	4,500
31	Payments for products	4,200
32	Membership Fees	2,237
33	Cash machine cards	2,000
34	Software Fee	244
35	Security products fee	61

According to Country of Origin - **Banking Sector**

From 1/1 - to 30/09/2023

"Descending order"

Order.	Country of origin	Value in USD
1	United Arab Emirates	14,471,164
2	Bahrain	3,193,939
3	Morocco	993,999
4	China	642,206
5	Spain	532,519
6	Canada	500,000
7	United States	450,000
8	France	284,539
9	Hungary	274,077
10	India	144,500
11	South Korea	56,990
12	Belgium	38,992
13	Lebanon	25,788
14	United Kingdom	17,069

According to Beneficiary Country - **Banking Sector**

"Descending order"

Order.	Beneficiary Country	Value in USD
1	United Arab Emirates	14,942,187
2	Bahrain	3,468,016
3	Morocco	1,222,172
4	United States	950,000
5	Spain	532,519
6	France	284,539
7	India	144,500
8	Belgium	38,992
9	Lebanon	25,788
10	United Kingdom	17,069

Accepted Coverage Requests ²

Foreign Transfers - Salaries²

From 1/1 - to 30/09/2023²

Order.	Entity	Value in USD
1	Embassy of the Republic of Turkey - Visa Fees Costs	21,612,113
2	Salary transfers for foreigners (83)	1,241,816
3	Flight Transfer - Transfer of surplus sales to Tunisian services	1,155,779
4	Embassy of the State of Qatar - Visa Fees Costs	3,083

According to Beneficiary Country - Foreign Transfers (Salaries)²

Order.	Beneficiary Country	Value in USD
1	Turkey	21,612,113
2	Tunisia	1,175,323
3	Ukraine	207,194
4	India	192,707
5	Poland	156,506
6	Egypt	115,850
7	Bulgaria	114,626
8	Philippines	91,661
9	Jordan	67,680
10	Sudan	43,510
11	Sudan	41,000
12	Moldova	36,610
13	United Arab Emirates	34,010
14	Germany	19,580
15	Syria	19,500
16	Bangladesh	18,796
17	Slovakia	14,000
18	Italy	11,402
19	Qatar	10,083
20	United States	10,000
21	Hungary	9,700
22	Iraq	6,740
23	France	4,200