

Central Bank of Libya

Commercial Banks' Uses of Foreign Exchange

During (1/1 – to 31/07/2024)



Research and Statistics Department

&

Banking and Monetary Supervision Department



Foreign Exchange Expenditures' Movement Analysis

From 1/1 – to 31/07/2024

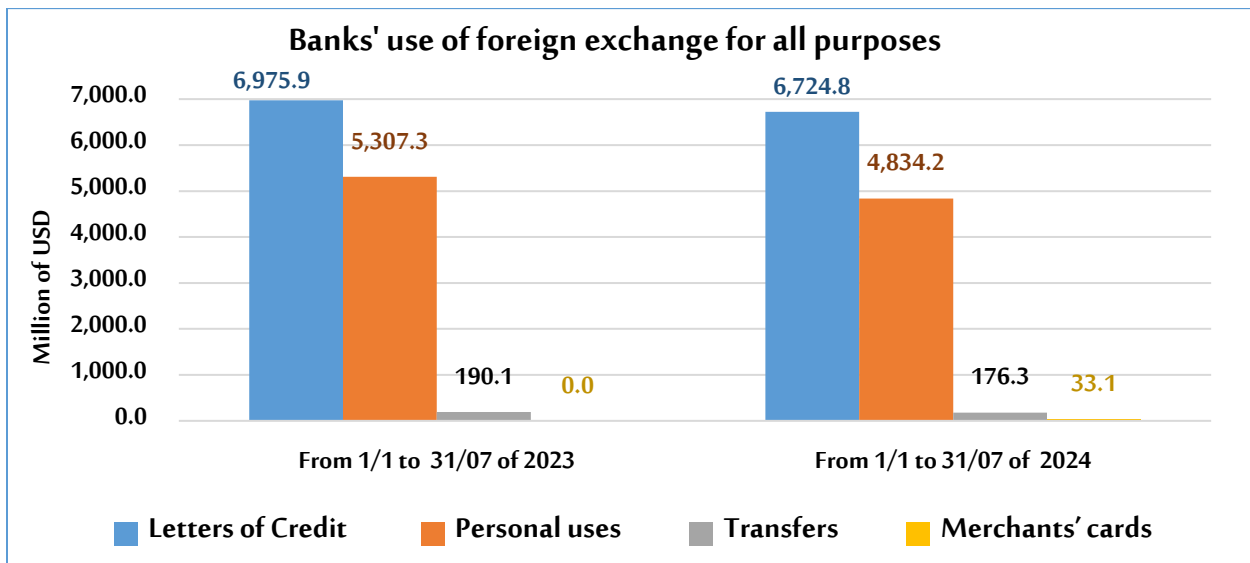
The total uses of foreign exchange by banks from 1/1 – to 31/07/2024 amounted to about \$11,768,435,161 compared to \$12,473,252,023 during the same period of 2023, which is a decline of about \$704,816,862, with a rate of 5.7%.

The letters of credit accounted for 57.1% of total bank uses of foreign exchange, personal purposes accounted for 41.1% of total bank uses of foreign exchange, while transfers accounted for only 1.8% of total uses.

The actual banks' uses of foreign exchange for all purposes

" in USD "

Expense	From 1/1 to 31/07 of 2023	From 1/1 to 31/07 of 2024	Change in value	Percentage change
Letters of Credit	6,975,851,530	6,724,825,022	-251,026,508	-3.6
Transfers	190,055,452	176,276,239	-13,779,213	-7.3
Personal uses	5,307,345,041	4,834,245,900	-473,099,141	-8.9
Merchants' cards	-	33,088,000	-	-
Total	12,473,252,023	11,768,435,161	-704,816,862	-5.7





Amounts sold to banks in foreign exchange for all purposes:

According to the table below, which illustrates the values sold of foreign exchange by banks, it is clear that [National Commercial Bank](#) was the most bank purchased foreign exchange from 1/1 – to 31/07/2024 with a market share of 16.9%, as the total amounts of foreign exchange purchased was about \$1,989,495,704 followed by [Aman Bank for Trade and Investment](#) with a market share of 14.1%, as the total amounts of foreign exchange purchased was about \$1,664,581,759, then [Jumhouria Bank](#) was in the third place with a value of \$1,388,971,253. Then [Wahda Bank](#) was ranked in fourth place with a value of \$1,071,513,076, then the following banks come in terms of relative importance in order: [Nuran Bank, the United Bank, Libyan Islamic Bank, Sahara Bank, and Bank of Commerce and Development.](#) as shown in the table below, which also contains the order in which banks were in the same period of 2023.



Ranking of banks according to the total amounts sold of foreign exchange.

Bank	From 1/1 to 31/07 of 2023			From 1/1 to 31/07 of 2024		
	Order	Value in USD	Market Share	Order	Value in USD	Market Share
National Commercial Bank	1	1,752,220,064	14.0%	1	1,989,495,704	16.9%
Aman Bank for Trade and Investment	4	1,393,621,519	11.2%	2	1,664,581,759	14.1%
Jumhouria Bank	3	1,396,668,552	11.2%	3	1,388,971,253	11.8%
Wahda Bank	2	1,494,730,278	12.0%	4	1,071,513,076	9.1%
Nuran Bank	6	1,050,157,911	8.4%	5	1,054,101,415	9.0%
United Bank for Commerce and Investment	7	906,044,950	7.3%	6	732,458,912	6.2%
Libyan Islamic Bank	8	845,017,686	6.8%	7	709,562,365	6.0%
Bank of Commerce and Development	12	218,548,801	1.8%	8	632,109,328	5.4%
Sahara Bank	9	637,285,345	5.1%	9	563,155,864	4.8%
Andalus Bank	15	162,580,111	1.3%	10	475,634,877	4.0%
North African Bank	11	354,749,132	2.8%	11	434,319,353	3.7%
First Gulf Libyan Bank	10	362,233,546	2.9%	12	335,309,756	2.8%
Assaray Trade and Investment Bank	14	195,692,045	1.6%	13	306,619,949	2.6%
Alwaha Bank	17	99,923,519	0.8%	14	110,035,301	0.9%
Tadhamon Bank	16	99,929,728	0.8%	15	97,558,518	0.8%
Mediterranean Bank	19	33,109,944	0.3%	16	76,629,072	0.7%
Libyan Foreign Bank	18	68,137,585	0.5%	17	71,572,279	0.6%
Yaqeen Bank	5	1,195,724,995	9.6%	18	33,453,265	0.3%
Alwafa Bank	13	206,876,312	1.7%	19	21,349,113	0.2%
Alejma'a Alarabi Bank	20	0	0.0%	20	4,000	0.0%
Total	-	12,473,252,023	% 100	-	11,768,435,161	% 100



Amounts sold to banks in foreign exchange - According to purpose.

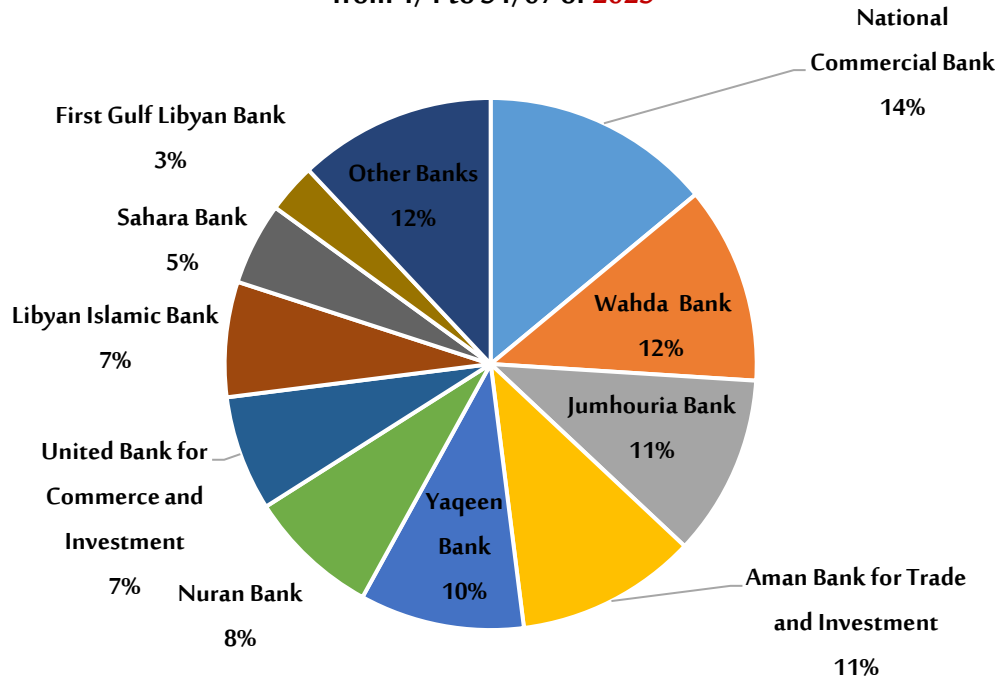
"In Millions of USD"

Order	Bank	Letters of Credit		Miscellaneous Transfers		Personal Purposes		Merchants' cards	
		From 1/1 to 31/07 of 2023	From 1/1 to 31/07 of 2024	From 1/1 to 31/07 of 2023	From 1/1 to 31/07 of 2024	From 1/1 to 31/07 of 2023	From 1/1 to 31/07 of 2024	From 1/1 to 31/07 of 2023	From 1/1 to 31/07 of 2024
-1	National Commercial Bank	750,173,422	1,202,599,082	4,356,598	2,406,122	997,690,044	772,340,500	-	12,150,000
-2	Aman Bank for Trade and Investment	401,605,476	464,101,022	18,116	1,729,438	991,997,927	1,184,755,800	-	13,995,500
-3	Jumhouria Bank	718,341,948.310	862,357,256	44,564,103	3,912,197	633,762,500	522,701,800	-	0
-4	Wahda Bank	1,276,586,593	540,026,035	801,859	424,841	217,341,826	531,062,200	-	0
-5	Nuran Bank	788,290,448	840,102,497	17,943,566	14,119,018	243,923,898	193,437,400	-	6,442,500
-6	United Bank for Commerce and Investment	236,371,694	364,331,412	3,359,928	0	666,313,329	368,127,500	-	0
-7	Libyan Islamic Bank	638,325,903	469,316,298	32,367,493	10,092,068	174,324,290	230,154,000	-	0
-8	Bank of Commerce and Development	0	247,993,334	0	50,804,293	218,548,801	333,311,700	-	0
-9	Sahara Bank	204,393,692	302,228,033	7,787,951	9,947,631	425,103,702	250,980,200	-	0
-10	Andalus Bank	153,029,211	400,664,308	4,807,715	13,901,269	4,743,185	61,069,300	-	0
-11	North African Bank	247,722,284	226,534,719	26,265,543	20,157,834	80,761,305	187,326,800	-	300,000
-12	First Gulf Libyan Bank	349,167,766	316,772,349	12,875,335	17,576,207	190,445	961,200	-	0
-13	Assaray Trade and Investment Bank	182,893,851	248,413,423	5,416,648	28,826	7,381,547	58,177,700	-	0
-14	Alwaha Bank	35,727,755	38,683,680	0	1,955,821	64,195,764	69,395,800	-	0
-15	Tadhamon Bank	99,929,728	86,091,218	0	2,000,000	0	9,467,300	-	0
-16	Mediterranean Bank	27,639,450	60,697,472	0	14,000	5,470,494	15,917,600	-	0
-17	Libyan Foreign Bank	49,588,971	43,764,106	18,327,484	27,206,673	221,130	601,500	-	0
-18	Yaqeen Bank	610,817,391	-1,643,135	11,163,115	0	573,744,489	34,896,400	-	200,000
-19	Alwafa Bank	205,245,947	11,791,913	0	0	1,630,365	9,557,200	-	0
-20	Alejma'a Alarabi Bank	0	0	0	0	0	4,000	-	0
	Total Grand	6,975,851,530	6,724,825,022.49	190,055,452	176,276,238.53	5,307,345,041	4,834,245,900	-	33,088,000



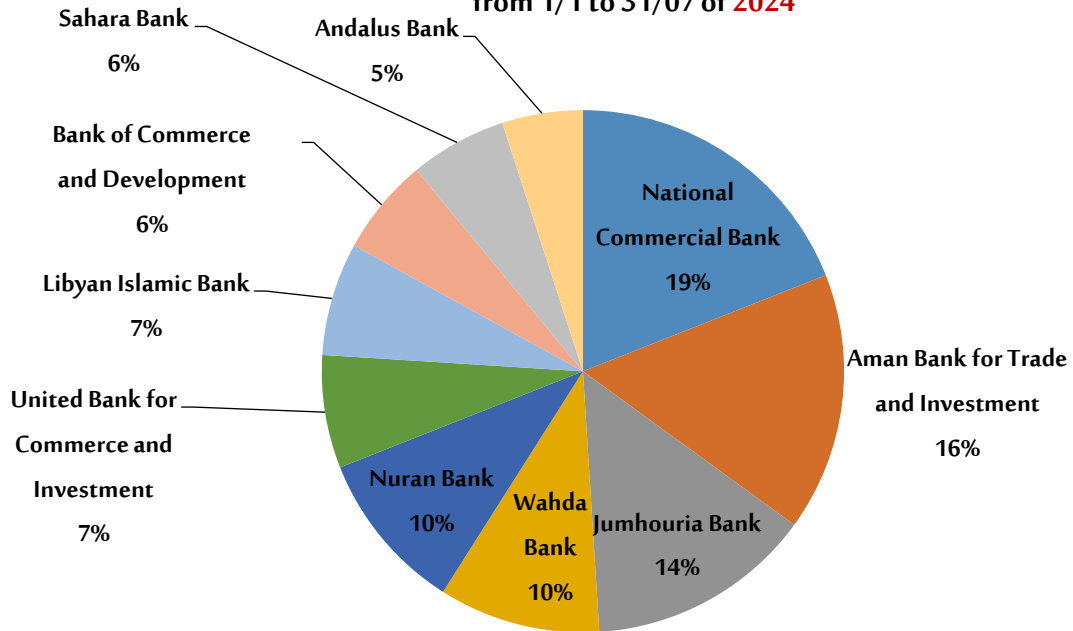
Relative importance by bank for foreign exchange uses

from 1/1 to 31/07 of 2023



Relative importance by bank for foreign exchange uses

from 1/1 to 31/07 of 2024





Accepted banks' requests to cover Letters of Credit and transfers, except for personal purposes, from 1/1 – to 31/07/2024:

The number of companies, factories, public entities, and other entities whose applications were approved to purchase foreign exchange from 1/1 – to 31/07/2024 has reached (1,974), with a number of total requests amounting to 9,673 applications. Most of these applications were made in purpose to cover letters of credit, which were 8,583 applications, 88.7% of the total applications, as shown in the following tables:

Number of accepted applications for foreign exchange purchase - by sectors

Sectors	Number of companies, factories, or entities
Private Sector	1,881
Public Sector	30
Miscellaneous Entities	63
Total	1,974

Number of accepted applications for foreign exchange purchase by type of transfer

Transfer type	Number of requests			Total	Relative Importance %
	Private Sector	Public Sector	Banking Sector		
Letters of Credit	8,390	182	11	8,583	88.7%
Airlines Transfers	498	28	6	532	5.5%
Commercial Transfers	6	189	11	206	2.1%
Other Transfers	28	174	12	214	2.2%
Insurance Transfers	20	48	0	68	0.7%
Salary Transfers - Foreigners	0	0	55	55	0.6%
Industrial Transfers	12	3	0	15	0.2%
Total	8,954	624	95	9,673	100%



1. Private Sector

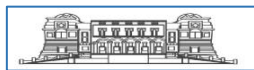
The number of private sector companies and factories reached (1,881) whose requests for foreign exchange from banks to cover Letters of credit and other transfers were approved during the period (1/1 - until 31/07/2024), where requests for the purchase of foreign exchange by the private sector to import Miscellaneous Food Commodities ranked first of the total purchase requests during the period, constituting 26.5% of the total foreign exchange purchase requests. As for private sector companies, Al Naseem Food Industries Company ranked first during the period. The following tables show the purchase orders for the top hundred goods or services, as well as purchase orders according to the most important hundred companies during the period (1/1 - until 31/07/2024).

Purchase orders for the top fifty goods or services - Private sector

During the period (1/1 – 31/07/2024)

"Descending order "

Order.	Goods or services	Value in USD	Relative Importance %
1	Miscellaneous Food Commodities	1,674,900,929	26.5%
2	Production and Operation Supplies	1,270,222,955	20.1%
3	Transportation, tires, batteries and spare parts	423,735,280	6.7%
4	Essential Commodity Production Requirements	321,200,304	5.1%
5	Feeds	313,369,733	5.0%
6	Machinery and Equipment	288,300,312	4.6%
7	Building Materials and Construction Supplies	281,001,243	4.4%
8	Live and frozen meat	271,494,450	4.3%
9	Electronic Equipment	224,738,804	3.6%
10	Medicines	211,996,486	3.4%
11	Agricultural	188,815,823	3.0%
12	Household and Household Electrical	144,903,371	2.3%
13	Milk, diapers and baby food	123,575,902	2.0%
14	Sanitary materials	83,063,340	1.3%
15	Milk	76,596,007	1.2%



16	Burniq Air requests	68,336,806	1.1%
17	Cheeses	60,571,421	1.0%
18	Airlines Transfers	36,856,292	0.6%
19	Clothing and Shoes	33,940,469	0.5%
20	Furniture	29,952,836	0.5%
21	Various navigational services	24,662,342	0.4%
22	Stationery	19,507,126	0.3%
23	Hygienic materials	16,290,636	0.3%
24	Fruits and Vegetables	15,755,684	0.2%
25	Cleaning materials	15,186,832	0.2%
26	Special requests for Libyan Wings Company	15,142,259	0.2%
27	Veterinary Medicines	12,267,782	0.2%
28	Miscellaneous	12,079,105	0.2%
29	Ghee	11,231,909	0.2%
30	Libyan Express Air Transport Company	10,874,195	0.2%
31	ICT Services	10,737,485	0.2%
32	Production and Operation Services	10,385,179	0.2%
33	Fish and Marines	7,268,783	0.1%
34	Oya Airlines expenses	4,102,321	0.1%
35	Butter	3,056,216	0.05%
36	Carpets and Textiles	2,862,690	0.05%
37	Other Goods	2,326,931	0.04%
38	MedSky Airways Company requests	1,618,347	0.03%
39	Iron and steel plant operating requirements	1,526,137	0.02%
40	Ghadames Airlines Company	808,015	0.01%
41	Insurance Companies Transfers	763,090	0.01%
42	GS1 subscription fees	610,500	0.01%
43	Costs of tourist services	565,391	0.01%
44	Medical	383,741	0.01%
45	Goods for public services	266,962	0.004%
46	Port Operating Supplies	175,517	0.003%
47	Visa fees costs	76,485	0.001%



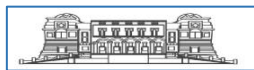
Purchase orders by the most important hundred companies - **Private sector**

During the period (1/1 – 31/07/2024)

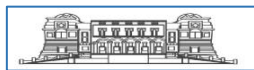
"Descending order"

" in USD "

Order.	Company or factory	Value in USD
1	Al Naseem Food Industries Company	105,818,503
2	Wadi Al-Kouf Company for Mills, Feed and Rice Mills	94,842,508
3	Alibiya almotaheda Company for Bottling Beverages	85,690,913
4	Berniq Aviation Company	83,913,279
5	Alsharq alibie Company for Mills, Feed and Rice Mills	78,541,865
6	Sharyan Al-Hayat Company for importing all types of feed and its supplements, agricultural equipment, animal seeds and grain grinding	75,000,000
7	Toyota Libya Company for Car Trade, Spare Parts, Import and Export	74,615,891
8	Alibiya alkubra Company for Semolina and Flour	68,811,427
9	Al-Maamoura Company for Food Industries, Mills and Feed	68,337,182
10	Al-Jeed Company for Importing Foodstuffs	63,781,805
11	Al-Maher aldawli Company for Mills and Feed	57,664,421
12	Al-Mabrouka Company for Importing Foodstuffs	57,064,100
13	Judi Company for Food Industries	56,162,677
14	Al-Jahezah Company for Importing Foodstuffs	54,392,000
15	Yeld Company for Importing Foodstuffs	53,414,375
16	Afriqia Company for Bottling Beverages	50,415,087
17	Khairat Al-Ayady Company for Importing Foodstuffs	50,327,500
18	Joudat Al-Mawsem Company for Importing Foodstuffs	48,931,500
19	Samaa allybia Company for Importing Foodstuffs, Livestock and Meat	48,893,097
20	Almajmueat allybia for Oil and Energy Services	48,620,320
21	Jabal Al-Kouf Company for Importing Cars and Spare Parts	48,304,652
22	Arous Al-Bayda Company for Importing Washi and Meat Affiliated to Akakus Holding	40,897,200
23	Majmueat alImtiyaz Company for Mills, Rice Mills and Vegetable Oil Packaging	39,879,550
24	Al-Rayhan Company for Food Industries	39,468,524
25	Alfa Company for Importing Medicines, Medical Equipment, Medical Preparations and Mother and Child Supplies	37,348,861



26	Al-Saraya Al-Raqiah Company for Importing Foodstuffs, Vegetables, Fresh Fruits, Livestock and Meat	37,322,278
27	Majmueat allmtiyaz Company for Importing Transportation Means and Accessories	37,008,303
28	Bustan Libya Company for Importing Foodstuffs, Livestock and Meat	34,887,747
29	Al-Mabrouka Company for Food Industries	33,308,538
30	Droob Libya Company for Importing Transportation Means and Accessories	32,176,545
31	Basmat Al-Joudah Company for Importing Foodstuffs, Livestock and Meat	32,030,333
32	Al-Wissam Al-Dhahabi Company for Flour, Mills, Feed and Rice Mills	29,185,550
33	Riyada Company for Chemical Industries and Raw Materials	29,012,410
34	Al-Maamoura Company for Importing and Distributing Foodstuffs	28,616,261
35	Tariq Al-Qara Company for Importing Foodstuffs	28,401,344
36	Al-Istithmariya Company for Engineering Industries and Metal Forming	27,596,766
37	Al-Thamrat Al-Libiyah Company for Importing Foodstuffs	27,248,385
38	Al-Jid Company for Food Industries	27,212,699
39	Al-Tawasul Al-Mamiz Group Company for Importing Raw Materials	27,075,818
40	Aali Al-Andalus Company for Food Industries	26,877,465
41	Al-Joudah Al-Alamiya Company for Manufacturing Feed, Flour Mills and Food Industries	26,042,100
42	Al-Ebdaa Company for the manufacture of detergents, soaps and their supplies	25,598,160
43	Tamar Hind Company for the import of cars and their spare parts	25,376,906
44	Majmueat alraedon Company for the manufacture of building materials	25,370,667
45	Aramco Paint Factory	25,234,860
46	Adwa alnayzak Company for the import of electronic devices, electrical and non-electrical devices and materials and their accessories	24,702,072
47	Tarabulus alkubraa Company for the manufacture and packaging of tomatoes and foodstuffs	24,418,440
48	Alajinha alliybia Aviation Company	23,776,645
49	Lamset Al-Hayat Company for the import of medical equipment, medicines, medical preparations and mother and child supplies	23,696,946
50	Al-Shams Al-Satea Company for Food Industries	23,112,509
51	Al-Maamoura Company for Agricultural and Animal Investment.	22,395,560
52	Al-Wasl Al-Munir Company for the import of food, livestock and meat	22,285,110



53	Gamma Factory for the manufacture of plastics	22,199,772
54	Al-Qaisar Company for the manufacture of cleaning materials	21,813,125
55	Al-Sawahil Al-Dhahabia Company for the import of food	20,817,416
56	Adri Company for the import of transportation and its accessories	20,785,452
57	Al-Sahel Company for the import of livestock and meat	20,713,999
58	Al-Zarqa aldawlia Company for Food Industries	20,639,417
59	Mafateh Al-Khair Company for the import of electrical devices, materials and spare parts and electronic devices and their accessories and parts	20,566,082
60	Osool altiknulujia Company for the manufacture of electronic and electrical devices	20,547,750
61	Almarai Alkhasba Company for Mills, Feed and Rice Mills	20,513,760
62	Kunooz Libya Company for Mills, Feed and Rice Mills	20,112,805
63	Carthage Company for Food Industries	19,721,088
64	Global Company for the Manufacture of Building Materials, Paint, Pastes, Plastics and Raw Materials	18,433,920
65	Ajyal Al-Ataa Al-Wafer Company for Importing Foodstuffs	18,288,000
66	Omega Company for Chemical Industries and Packaging Materials	18,156,900
67	Beta Factory for the Manufacture of Cleaning Materials	18,134,700
68	Onyx Company for the Manufacture of Building Materials, Paint, Pastes, Plastics and Raw Materials	17,881,200
69	Alghidha aldhahabi Company for the Manufacture and Packaging of Tomato Paste and Food Industries	17,866,250
70	Ajwad Motors Company for Importing Cars	17,297,161
71	Al-Shajarah Al-Tamaikha Company for Importing Foodstuffs, Livestock and Meat	16,849,135
72	Ibtihaj Al-Tabiaa Company for Importing Foodstuffs	16,741,106
73	Al-Amal Al-Azima Company for Importing Foodstuffs	16,602,000
74	Al-Mathaq Al-Tayeb Company for Importing Foodstuffs, Livestock and Meat	16,440,485
75	Al-Bunyan Company for Melting and Rolling Metals	15,354,915
76	Al-Sadd Al-Hadithah Company for Mills and Feed Manufacturing	15,225,000
77	Al-Sahl Al-Akhdar Company for Mills and Feed	15,089,582
78	Al-Taif Company for Importing Foodstuffs	14,882,422
79	Al-Duroob Company for Bitumen Manufacturing And tar and insulators	14,698,932
80	Alfada aldhahabi Company for importing food materials	14,522,545



81	Sas Company for manufacturing building materials, plastic coatings and raw materials	14,473,500
82	Adwaa Africa Company for importing food materials, livestock and meat	14,416,544
83	Al-Quds Company for manufacturing plastic tanks and pipes	14,403,360
84	Enaam Libya Company for importing fodder and its supplements	14,325,500
85	Al-Taawun Factory for fodder manufacturing	14,302,400
86	Al-Jabal Company for fodder manufacturing	14,085,344
87	Ard Al-Ataa Company for Food Industries Limited	13,956,023
88	Alturuq alhaditha Company for manufacturing asphalt and insulating materials	13,844,787
89	Tanasef Agricultural Company for importing agricultural machinery, supplies and spare parts	13,662,279
90	Al-Nakhwa Al-Libiyya Company for importing food materials	13,634,374
91	Al-Ilmiya Company for importing medicines, medical preparations and mother and child supplies	13,580,644
92	Al-Naeem Company for mills, feed and grains	13,497,500
93	Al-Turab Al-Libi Company for importing food materials and livestock	13,438,469
94	Al-Rajas alzirai Company for importing agricultural machinery, supplies and spare parts	13,390,144
95	Tarabulus alawla Company for Mills and Feed	13,338,000
96	Sama Al-Marai Company for Mills, Feed Manufacturing and Rice Mills	13,287,684
97	Al-Mubtakir Al-Hadith Company for PVC Manufacturing	13,110,423
98	Al-Rabiya Al-Khadra Company for importing food materials	12,982,281
99	Al-Sad Company For mills and feed industry	12,914,500
100	Al-Amanah Company for importing mother and child supplies	12,902,147



Banks' requests for letters of credits and remittances - Private sector

(By most important beneficiary countries)

The table below shows the values of banks' foreign exchange orders by beneficiary country during (1/1 - 31/07/2024) of the private sector, according to the table 21.3% of bank transfers to cover letters of credit or other transfers were to Türkiye, The United Arab Emirates ranked second with 13.8%, then United Kingdom and Switzerland with 8.0%, and 7.7% respectively. The following table shows the top 20 beneficiary countries.

Banks' requests for letters of credit and transfers - Private Sector

(according to the most important beneficiary countries)

During (1/1 – 31/07/2024)

Order.	Beneficiary Country	Value in USD	Relative Importance %
1	Türkiye	1,350,603,186	21.3%
2	United Arab Emirates	870,926,344	13.8%
3	United Kingdom	503,950,703	8.0%
4	Switzerland	484,818,699	7.7%
5	Egypt	343,001,110	5.4%
6	China	322,253,602	5.1%
7	Italy	304,421,725	4.8%
8	Tunisia	256,556,323	4.1%
9	Spain	210,037,704	3.3%
10	Canada	171,872,654	2.7%
11	Jordan	149,801,438	2.4%
12	Austria	114,324,710	1.8%
13	Thailand	107,439,345	1.7%
14	France	101,634,857	1.6%
15	Japan	99,694,058	1.6%
16	Netherlands	99,320,308	1.6%
17	South Korea	86,910,402	1.4%
18	Germany	79,296,912	1.3%
19	New Zealand	48,140,334	0.8%
20	Slovakia	46,340,764	0.7%



Banks' requests for letters of credit and transfers - Private sector

(According to the most important countries of origin of goods or services)

The table below shows the values of banks' foreign exchange orders by country of origin of goods or services during the period (1/1 - 31/07/2024) of the private sector. The goods or services of Turkish origin ranked first and accounted for 19.8% of the total accepted purchase orders, imports of goods or services of Chinese origin were second attributed to 11.1% of the total. While, goods or services of Egypt origin ranked third and accounted for 8.5%, and goods and services of Russian origin represented 6.6% of the total. The goods and services of Indian origin accounted for 5.4% of the total. The following table shows the 20 most important countries of origin for goods or services.

Banks' requests for letters of credit and transfers - Private sector

(According to the most important countries of origin of goods or services)

During (1/1 – 31/07/2024)

Order.	Country of origins	Value in USD	Relative Importance %
1	Türkiye	1,250,127,154	19.8%
2	China	700,398,744	11.1%
3	Egypt	540,272,568	8.5%
4	Russian Federation	416,552,856	6.6%
5	India	342,524,109	5.4%
6	Brazil	331,410,642	5.2%
7	Italy	293,012,984	4.6%
8	Tunisia	217,604,807	3.4%
9	Ukraine	185,174,791	2.9%
10	Spain	159,437,843	2.5%
11	Argentina	150,169,984	2.4%
12	Thailand	142,303,168	2.2%
13	France	129,329,283	2.0%



14	Germany	111,453,140	1.8%
15	Netherlands	106,024,363	1.7%
16	Saudi Arabia	96,899,629	1.5%
17	United States	90,330,370	1.4%
18	United Arab Emirates	87,161,590	1.4%
19	Belgium	83,534,779	1.3%
20	Romania	80,972,861	1.3%

2. Public Sector

The number of public sector entities whose applications for foreign exchange to cover letters of credit and other transfers were approved reached **30 entities** during the period (1/1 - until 31/07/2024), where the Iron and Steel Factory's requirements ranked first of the total purchase orders during the period, as it constituted 42.5% of the total foreign exchange purchase requests, while the Production and operation requirements ranked the second place in terms of relative importance to constitute about 12.1%. Therefore, the Libyan Iron and Steel Company ranked first, as its accepted requests for the purchase of foreign exchange recorded about \$258.0 Million, followed by Libyana Mobile Phone Company with total acceptable requests of \$67.1 million, and the following tables show requests for the purchase of goods or services as well as purchase orders by public entities during the period (1/1 – until 31/07/2024).



Purchase orders by commodity or service - **public sector**

During the period (1/1 – 31/07/2024)

"Descending order"

Order.	Goods or Services	Value in USD	Relative Importance %
1	Libyan Iron and Steel Company Requirements	250,570,691	42.5%
2	Production and operation requirements	71,124,985	12.1%
3	Libyana Mobile Phone Company Requests	60,436,007	10.2%
4	Aletihad Alarabee Contracting Company	41,119,610	7.0%
5	Communications and IT Services	35,286,520	6.0%
6	Almadar Aljadid	29,689,819	5.0%
7	Airline Transfers	18,941,411	3.2%
8	Port Operating Requirements	14,811,421	2.5%
9	Libya Telecom and Technology Company	13,685,089	2.3%
10	Miscellaneous Food Commodities	8,064,000	1.4%
11	Libya Insurance Company Transfers	6,614,060	1.1%
12	Housing Projects Authority Requests	5,721,046	1.0%
13	Machinery and Equipment	5,353,183	0.9%
14	Foodstuffs	4,317,050	0.7%
15	Al Ahlia Cement Company J.S.C	4,113,849	0.7%
16	Port operation and maintenance requirements	3,709,988	0.6%
17	Afriqiyah Airways	3,479,620	0.6%
18	Awqaf General Authority and Islamic Affairs	2,108,454	0.4%
19	Miscellaneous	2,030,750	0.3%
20	Electronic Devices	1,948,376	0.3%
21	General Company for Importing Security Goods	1,465,100	0.2%
22	General Electricity Company Requirements	1,090,179	0.2%
23	Production and Operation Services	880,718	0.1%
24	Training Course Transfers	818,882	0.1%
25	Libyan Airlines Requirements	727,758	0.1%
26	Building Materials and Construction Supplies	701,101	0.1%
27	Transportation, tires, batteries and spare parts	626,730	0.1%
28	Moamalat Financial Services Company Requirements	308,277	0.1%



29	Libyan Ports Company	307,953	0.1%
30	Goods for public services	66,625	0.01%
31	Hatef Libya Company Operating Supplies	15,178	0.003%

Purchase orders by entities - Public Sector

During the period (1/1 – 31/07/2024)

"Descending order"

Order.	Entity Name	Value in USD
1	Libyan Iron and Steel Company	258,014,868
2	Libyana Mobile Phone Company	67,134,418
3	Administrative Centers Development Authority	50,499,805
4	Aletihad Alarabee Contracting Company J.S.C	45,925,517
5	Almadar Aljadid Company	43,470,085
6	Misurata Free Zone	22,466,044
7	Libya Telecom and Technology Company J.S.C	19,389,244
8	Afriqiyah Airways	18,919,345
9	Al Ahlia Cement Company J.S.C	12,654,190
10	Tatweer Industrial Investment Company	11,968,000
11	Libya Insurance Company	8,181,690
12	Hatef Libya Company	7,418,608
13	Housing and Utilities Projects Implementation Authority	5,721,046
14	Libyan International Telecommunications Company	4,360,441
15	Libyan Airlines	2,137,655
16	Awqaf General Authority and Islamic Affairs	2,108,454
17	Al-Manhaj Printing and Publishing Company	1,945,321
18	Alenma Electric Investment Company	1,869,824
19	General Company for Importing Security Goods	1,465,100
20	Public Company for General Cleaning Services Tripoli	892,000
21	Libyan Ports Company	888,731
22	Libyan Academy for Communications and Informatics Company	804,382



23	Moamalat Financial Services Company	627,277
24	Libyan Federation of Insurance Companies	590,784
25	Atheqaa Company for Meat and Food Import Joint Stock	413,050
26	Trucks and Buses Company	107,300
27	University of Benghazi	85,429
28	Aljeel Aljadeed for Technology Company	50,144
29	Libya Post Company	15,178
30	Insurance Supervisory Authority	10,500

3. Miscellaneous:

Accepted Coverage Requests Foreign Transfers - Salaries From 1/1 - to 31/07/2024

Order.	Entity	Value in USD
1	Investment Alaman Bank for Trade and	5,873,182
2	Flight Transfer - Transfer of surplus sales to Tunisian services	5,655,208
3	Bank of Commerce and Investment	4,137,738
4	Al Andalus Bank Company	2,238,815
5	Tadhamun Bank	2,000,000
6	(55) Salary transfers for foreigners	1,025,898
7	Islamic Investment Bank Arab	777,627
7	Al Ahly Sport Club	431,769
8	Embassy of the State of Qatar	4,665

According to Beneficiary Country - Foreign Transfers (Salaries)

Order.	Beneficiary Country	Value in USD
1	Tunisia	6,018,412
2	United States	4,015,000
3	United Kingdom	3,409,551
4	Spain	2,296,308



5	Egypt	1,843,425
6	Morocco	1,315,655
7	India	1,201,730
8	United Arab Emirates	1,044,553
9	Netherlands	791,189
10	Mauritius	552,207
11	Türkiye	277,705
12	Malta	274,077
13	Jordan	274,074
14	France	179,406
15	Ukraine	90,000
16	Poland	73,720
17	Mali	72,625
18	Bulgaria	67,800
19	Italy	56,630
20	Philippines	50,673
21	Belgium	40,994
22	Sudan	34,500
23	Uzbekistan	13,842
24	Moldova	11,864
25	Pakistan	6,000
26	Qatar	4,665



Appendices

Accepted coverage requests for all sectors from 1/1 – to 31/07/2024:

- List of all beneficiary companies and factories
- Purchase Orders by Goods or Services
- Purchase orders by country of origin of goods or services and the beneficiary country.

Accepted Coverage Requests ⓘ
List of all Companies and Factories - Private Sector ⓘ
From 1/1 - to 31/07/2024 ⓘ

"Descending order" ⓘ

Order.	Company or factory	Value in USD
1	Al Naseem Food Industries Company	105,818,503
2	Wadi Al-Kouf Company for Mills, Feed and Rice Mills	94,842,508
3	Alibiya almotaheda Company for Bottling Beverages	85,690,913
4	Berniq Aviation Company	83,913,279
5	Alsharq alibie Company for Mills, Feed and Rice Mills	78,541,865
6	Sharyan Al-Hayat Company for importing all types of feed and its supplements, agricultural equipment, animal seeds and grain grinding	75,000,000
7	Toyota Libya Company for Car Trade, Spare Parts, Import and Export	74,615,891
8	Alibiya alkubra Company for Semolina and Flour	68,811,427
9	Al-Maamoura Company for Food Industries, Mills and Feed	68,337,182
10	Al-Jeed Company for Importing Foodstuffs	63,781,805
11	Al-Maher aldawli Company for Mills and Feed	57,664,421
12	Al-Mabrouka Company for Importing Foodstuffs	57,064,100
13	Judi Company for Food Industries	56,162,677
14	Al-Jahezah Company for Importing Foodstuffs	54,392,000
15	Yeld Company for Importing Foodstuffs	53,414,375
16	Afriqia Company for Bottling Beverages	50,415,087
17	Khairat Al-Ayady Company for Importing Foodstuffs	50,327,500
18	Joudat Al-Mawsem Company for Importing Foodstuffs	48,931,500
19	Samaa alliybia Company for Importing Foodstuffs, Livestock and Meat	48,893,097
20	Almajmueat alliybia for Oil and Energy Services	48,620,320
21	Jabal Al-Kouf Company for Importing Cars and Spare Parts	48,304,652
22	Arous Al-Bayda Company for Importing Washi and Meat Affiliated to Akakus Holding	40,897,200
23	Majmueat alImtiyaz Company for Mills, Rice Mills and Vegetable Oil Packaging	39,879,550
24	Al-Rayhan Company for Food Industries	39,468,524

25	Alfa Company for Importing Medicines, Medical Equipment, Medical Preparations and Mother and Child Supplies	37,348,861
26	Al-Saraya Al-Raqiah Company for Importing Foodstuffs, Vegetables, Fresh Fruits, Livestock and Meat	37,322,278
27	Majmueat alImtiyaz Company for Importing Transportation Means and Accessories	37,008,303
28	Bustan Libya Company for Importing Foodstuffs, Livestock and Meat	34,887,747
29	Al-Mabrouka Company for Food Industries	33,308,538
30	Droob Libya Company for Importing Transportation Means and Accessories	32,176,545
31	Basmat Al-Joudah Company for Importing Foodstuffs, Livestock and Meat	32,030,333
32	Al-Wissam Al-Dhahabi Company for Flour, Mills, Feed and Rice Mills	29,185,550
33	Riyada Company for Chemical Industries and Raw Materials	29,012,410
34	Al-Maamoura Company for Importing and Distributing Foodstuffs	28,616,261
35	Tariq Al-Qara Company for Importing Foodstuffs	28,401,344
36	Al-Istithmariya Company for Engineering Industries and Metal Forming	27,596,766
37	Al-Thamrat Al-Libiyah Company for Importing Foodstuffs	27,248,385
38	Al-Jid Company for Food Industries	27,212,699
39	Al-Tawasul Al-Mamiz Group Company for Importing Raw Materials	27,075,818
40	Aali Al-Andalus Company for Food Industries	26,877,465
41	Al-Joudah Al-Alamiya Company for Manufacturing Feed, Flour Mills and Food Industries	26,042,100
42	Al-Ebdaa Company for the manufacture of detergents, soaps and their supplies	25,598,160
43	Tamar Hind Company for the import of cars and their spare parts	25,376,906
44	Majmueat alraedon Company for the manufacture of building materials	25,370,667
45	Aramco Paint Factory	25,234,860
46	Adwa alnayzak Company for the import of electronic devices, electrical and non-electrical devices and materials and their accessories	24,702,072
47	Tarabulus alkubraa Company for the manufacture and packaging of tomatoes and foodstuffs	24,418,440
48	Alajinha allyybia Aviation Company	23,776,645
49	Lamset Al-Hayat Company for the import of medical equipment, medicines, medical preparations and mother and child supplies	23,696,946
50	Al-Shams Al-Satea Company for Food Industries	23,112,509
51	Al-Maamoura Company for Agricultural and Animal Investment.	22,395,560
52	Al-Wasl Al-Munir Company for the import of food, livestock and meat	22,285,110
53	Gamma Factory for the manufacture of plastics	22,199,772

54	Al-Qaisar Company for the manufacture of cleaning materials	21,813,125
55	Al-Sawahil Al-Dhabab Company for the import of food	20,817,416
56	Adri Company for the import of transportation and its accessories	20,785,452
57	Al-Sahel Company for the import of livestock and meat	20,713,999
58	Al-Zarqa al-dawlia Company for Food Industries	20,639,417
59	Mafateh Al-Khair Company for the import of electrical devices, materials and spare parts and electronic devices and their accessories and parts	20,566,082
60	Osool altiknulujia Company for the manufacture of electronic and electrical devices	20,547,750
61	Almarai Alkhasba Company for Mills, Feed and Rice Mills	20,513,760
62	Kunooz Libya Company for Mills, Feed and Rice Mills	20,112,805
63	Carthage Company for Food Industries	19,721,088
64	Global Company for the Manufacture of Building Materials, Paint, Pastes, Plastics and Raw Materials	18,433,920
65	Ajyal Al-Ataa Al-Wafer Company for Importing Foodstuffs	18,288,000
66	Omega Company for Chemical Industries and Packaging Materials	18,156,900
67	Beta Factory for the Manufacture of Cleaning Materials	18,134,700
68	Onyx Company for the Manufacture of Building Materials, Paint, Pastes, Plastics and Raw Materials	17,881,200
69	Alghidha aldhahabi Company for the Manufacture and Packaging of Tomato Paste and Food Industries	17,866,250
70	Ajwad Motors Company for Importing Cars	17,297,161
71	Al-Shajarah Al-Tamaikha Company for Importing Foodstuffs, Livestock and Meat	16,849,135
72	Ibtihaj Al-Tabiaa Company for Importing Foodstuffs	16,741,106
73	Al-Amal Al-Azima Company for Importing Foodstuffs	16,602,000
74	Al-Mathaq Al-Tayeb Company for Importing Foodstuffs, Livestock and Meat	16,440,485
75	Al-Bunyan Company for Melting and Rolling Metals	15,354,915
76	Al-Sadd Al-Hadithah Company for Mills and Feed Manufacturing	15,225,000
77	Al-Sahl Al-Akhdar Company for Mills and Feed	15,089,582
78	Al-Taif Company for Importing Foodstuffs	14,882,422
79	Al-Duroob Company for Bitumen Manufacturing And tar and insulators	14,698,932
80	Alfada aldhahabi Company for importing food materials	14,522,545
81	Sas Company for manufacturing building materials, plastic coatings and raw materials	14,473,500
82	Adwaa Africa Company for importing food materials, livestock and meat	14,416,544

83	Al-Quds Company for manufacturing plastic tanks and pipes	14,403,360
84	Enaam Libya Company for importing fodder and its supplements	14,325,500
85	Al-Taawun Factory for fodder manufacturing	14,302,400
86	Al-Jabal Company for fodder manufacturing	14,085,344
87	Ard Al-Ataa Company for Food Industries Limited	13,956,023
88	Alturuq alhaditha Company for manufacturing asphalt and insulating materials	13,844,787
89	Tanasef Agricultural Company for importing agricultural machinery, supplies and spare parts	13,662,279
90	Al-Nakhwa Al-Libiyya Company for importing food materials	13,634,374
91	Al-Ilmiya Company for importing medicines, medical preparations and mother and child supplies	13,580,644
92	Al-Naeem Company for mills, feed and grains	13,497,500
93	Al-Turab Al-Libi Company for importing food materials and livestock	13,438,469
94	Al-Rajas alzirai Company for importing agricultural machinery, supplies and spare parts	13,390,144
95	Tarabulus alawla Company for Mills and Feed	13,338,000
96	Sama Al-Marai Company for Mills, Feed Manufacturing and Rice Mills	13,287,684
97	Al-Mubtakir Al-Hadith Company for PVC Manufacturing	13,110,423
98	Al-Rabiya Al-Khadra Company for importing food materials	12,982,281
99	Al-Sad Company For mills and feed industry	12,914,500
100	Al-Amanah Company for importing mother and child supplies	12,902,147
101	Al-Taqaddum aldawlia Company for importing electrical and non-electrical devices and materials and spare parts	12,773,114
102	Al-Atraj Company for importing electronic devices, electrical materials and mobile devices	12,400,327
103	Al-Mansour Company for the manufacture of asphalt and petroleum derivatives	12,119,100
104	Hokol Al-Watan Company for importing agricultural machinery and spare parts	11,812,888
105	Alliybia alsariea Company for Civil Aviation, Handling and Air Freight	11,742,507
106	Al-Shorouk alealami Company for Food Industries	11,609,500
107	Majmueat almawashi alhaya Company for importing food, livestock and meat	11,605,300
108	Al-Kout Al-Jadeed Company for importing heavy machinery and equipment and their supplies and spare parts and factory equipment and supplies	11,553,709
109	Al-Ayady Al-Bayda Company for PVC Manufacturing	11,533,133
110	Al-Omran Company for importing cars and spare parts	11,419,411
111	Libya alwatania Company for the manufacture of building materials and furniture	11,363,937
112	Al-Khaleejiya Factory for the manufacture of water and oil factory supplies	11,339,357

113	Al-Naja Al-Kabeer Company for importing food, livestock and meat	11,284,071
114	Al-Hiblo alealamia Company for Shipping Agencies	11,274,690
115	Mersin Company for importing household and electrical materials	11,240,451
116	Al-Abraj Al-Atiqah Company for importing food materials	11,220,000
117	Al-Qalaa Al-Hadithah Company for the manufacture of building materials and plastics and raw materials	11,189,550
118	Al-Najah Factory for the manufacture of mesh sheets	11,178,980
119	Almasbubat for the construction materials industry	11,169,687
120	Watan Al Majd Company for Importing Foodstuffs	11,126,354
121	Super Company for the manufacture of building materials, paint, plastics and raw materials	10,986,600
122	Panorama Libya Company for the manufacture of feed	10,984,250
123	Altanmia alhaditha Company for Iron Industries	10,948,041
124	Al-Afak Company for Importing Mother and Child Supplies	10,852,549
125	Sama Al-Watan Company for Importing Electrical and Non-Electrical Appliances and Materials, Spare Parts and Electronic Devices	10,754,582
126	Jisr alkhaliy Company for Importing Livestock and Meat	10,751,967
127	Aldawlia Company for the Manufacture of Building Materials, Paint, Plastics and Raw Materials	10,743,600
128	Beta Polymer Factory for the Manufacture of Raw Materials for Chemical Industries	10,698,600
129	Alliybia aljadida Company for the Manufacture of Metals	10,678,530
130	Alwihat almutajadida Company for Importing Foodstuffs	10,676,130
131	Alkhalij alafriqi Company for Importing Machinery, Heavy Equipment and Spare Parts	10,671,530
132	Al-Ahlam Company for the Manufacture of Sponges and Mattresses, a subsidiary of Natco Holding Company	10,648,123
133	Taisir aldawayiya Company for Importing Medical Equipment, Medicines, Medical Preparations and Mother and Child Supplies	10,632,968
134	Anwar Al-Madinah Company for Importing Electrical and Non-Electrical Appliances and Materials	10,601,648
135	Aseel Company for the Manufacture of Baby Diapers and Paper Napkins	10,601,202
136	Alsahl almutaqadim Company for Importing Foodstuffs	10,598,600
137	Alghidha alsihiy Company for Importing Foodstuffs	10,419,762
138	Atar Aman Company for Importing Transportation Means and Accessories	9,997,355
139	Gargar Company for Agricultural and Animal Investment	9,992,642

140	Carmen altijaria Company for Importing Medical Equipment, Medicines, Medical Preparations and Mother and Child Supplies	9,957,199
141	Al-Rawad alealamia Company for Importing Transportation Means and Accessories Limited Liability	9,929,766
142	Majmae albayan Company for Manufacturing Building Materials, Petrochemicals and Chemicals	9,897,930
143	Basatin Al-Jannah Company for Food Industries	9,896,595
144	Ashrakat Al-Amal Company for Agricultural and Animal Investment and Poultry Farming	9,807,987
145	altiqniat alkhadra Company for Importing Electrical and Electronic Devices	9,769,005
146	Alhulul almutakamila Company for Importing Medicines and Medical Equipment	9,750,428
147	Al-Joudah Al-Raeda Company for Importing Foodstuffs	9,750,359
148	Afaq Al-Ghad Company for Wood Industries	9,706,297
149	Al-Fajr Al-Jadeed Company for Milling Grains, Flour Manufacturing and Rice Mills	9,600,000
150	Al-Salwa Company for Food Industries, Water Technology and Plastic Cans Manufacturing	9,570,715
151	Al-Jidar allyybia Company for Importing Transportation Means and Accessories Limited Liability	9,521,584
152	Ashab Al-Namaa Company for Importing Agricultural Supplies and Seeds	9,519,350
153	Nepal Company for Importing Transportation Means and Accessories	9,494,912
154	Al-Ribat Al-Wathiq Company for Importing Foodstuffs Livestock and Meat	9,480,492
155	Nebras Al Khair Company for Feed Manufacturing and Grain Milling	9,466,399
156	Hadrian Company for Importing Foodstuffs Limited	9,430,141
157	Andalus Company for Feed and Derivatives	9,352,918
158	Al Rafiq Al Mothal Company for Building Materials Manufacturing	9,316,417
159	Sama Al Mutawassit Company for Aviation	9,119,549
160	Al Rabi Factory for Feed Manufacturing	8,990,000
161	Majmuea almarwa Company for Mills, Feed and Rice Mills	8,985,402
162	Ruya Al Taqadam Company for Importing Foodstuffs, Livestock and Meat	8,923,046
163	Al Nawras Company for Feed Manufacturing, Mills and Rice Mills	8,912,956
164	Al Wasal Company for the Manufacture of Asphalt and Oil Insulators	8,905,250
165	Aali Al Mutawassit Company for Importing Foodstuffs, Livestock and Meat	8,897,050
166	Hattin alealamia Company for Importing Raw Materials	8,770,144
167	Nawarat Libya Company for Importing Foodstuffs	8,747,984
168	Al Salam Company for Food Industries	8,712,000

169	Al Bawadi Al Khadra Company for Feed Manufacturing and Grain Milling	8,702,601
170	Wasil alIybia Company for Transport	8,638,320
171	Al Wataq Al Awal Company for PVC Manufacturing	8,623,903
172	Al Nafatha Health Company for Importing Medical Equipment and Supplies	8,615,213
173	Oya aldawlia Company for Aviation	8,612,154
174	Al Taleaa Al Jadida Company for Feed Manufacturing Limited Liability	8,547,189
175	Al Samoud Company for Importing Household Materials	8,543,698
176	Al Ramah Company To import food stuffs	8,483,440
177	Al-Asalah Al-Dhahabia Company for Mills and Rice Mills	8,361,483
178	Al-TamooH Al-Arabi Company for Importing Foodstuffs	8,331,313
179	Al-Hisn Al-Matin Company for Iron Industries	8,191,570
180	Luluat Al-Ard Company for Importing Agricultural Machinery and Spare Parts	8,144,075
181	Al-Fath Company for Mills and Feed	8,136,852
182	Homey Company for Distribution, Packaging and Packaging	8,025,735
183	Al-Matin Company for Importing Foodstuffs	7,864,035
184	Al-Fakhama Al-Dhahabia Company for Flour Mills and Feed Manufacturing	7,811,600
185	Al-Libiya Al-Jadeeda Company for Importing Cars and Spare Parts	7,711,299
186	Al-Baraka Al-Safiya Company for Importing Medicines, Medical Preparations and Mother and Child Supplies	7,701,590
187	Al-Nabq Company for Importing Medicines, Medical Preparations and Mother and Child Supplies	7,669,085
188	Al-Najm Al-Saed Company for Importing Heavy Machinery and Equipment and their Supplies and Spare Parts	7,646,258
189	Al-Amal Company for Importing Transportation and its Accessories with Limited Liability	7,622,992
190	Al-Rabie Al-Jadeed Company for Importing Foodstuffs	7,569,272
191	Al-Ras Al-Libi Company for Importing Medical Equipment, Medicines and Medical Preparations	7,565,350
192	Shaa Al-Ula Company for Manufacturing Building Materials and Sanitary Materials	7,456,301
193	Taj Al-Waqar Company for Importing Electrical and Non-Electrical Materials	7,444,855
194	Al-Zahraa Company for Manufacturing Foodstuffs	7,427,209
195	Al-Thiqa Al-Daimah Company for Importing Foodstuffs	7,407,979
196	Al-Laith Al-Awwal Company for Importing Agricultural Machinery, Supplies and Spare Parts	7,397,276
197	Nujum Al-Fursan Company for Importing Foodstuffs	7,366,491

198	Ilm Al-Aman Company for Importing Foodstuffs	7,362,511
199	Al-Sada Company for Importing Medical Equipment and Tools	7,320,382
200	Al-Qalaa Al-Muta'aliq Company for Manufacturing Building Materials, Paint, Plastics and Raw Materials	7,260,900
201	Sandra Company for Importing Foodstuffs, Livestock and Meat	7,258,653
202	Tawasul Libya Company for Importing Electronics Joint Stock	7,243,911
203	Kayan Company for Manufacturing Water and Oil Factories Supplies	7,222,624
204	Al-Mitag Al-Hadith Company for Manufacturing PVC	7,203,741
205	Al-Jawf Factory for Manufacturing Paints and Pastes	7,165,500
206	Al-Kimia Company for Manufacturing Building Materials, Paint, Plastic and Raw Materials	7,161,300
207	Matla Al-Fajr Company for Importing Decorations, Hardware and Cleaning Materials	7,150,849
208	Al-Zahra allyibia Company for Food Industries	7,079,284
209	Profimi albahr almutawasit Company for Manufacturing Feed Joint Stock	7,075,597
210	Al-Borouj almutahidat alawly Company for Manufacturing Feed and Grains	7,072,500
211	Al-Jira alealamia Company for Importing Foodstuffs, Livestock and Meat	7,053,804
212	Al-Rabie Company for Manufacturing Sponges, Furniture and Mattresses	7,043,768
213	Basmati Company for Food Industries	6,987,500
214	Al-Ramal Al-Awal Company for Manufacturing Feed and Derivatives	6,987,133
215	Al-Seeds Al-Awal Company for Manufacturing Feed and Derivatives	6,951,513
216	Janub Libya Company for Importing Fruits, Vegetables, Foodstuffs, Livestock and Meat	6,882,225
217	Al-Zahra Company for Importing Foodstuffs	6,854,469
218	Al-Andalus Company for Refining and Packing Vegetable Oils	6,851,057
219	Rajha aldawlia Company for Importing Machinery, Heavy Equipment and Supplies, Equipment and Factory Equipment	6,842,500
220	Qimma Al-Sahel Company To import electrical and non-electrical materials and their spare parts	6,786,385
221	Al-Hadaba Company for Feed Industry	6,773,630
222	Shamal Al Mutawasit for Importing Foodstuffs	6,760,670
223	Al Mahsoul Al Akhdar for Rice Mills, Food Industries, and Flour Milling and its Derivatives	6,750,000
224	Al Bayt Al Basit for Importing Electrical Appliances	6,719,149
225	Al Khibra for Maritime Agencies, a subsidiary of Natco Holding	6,717,195
226	Rawafed Al Ghiza for Importing Foodstuffs	6,679,381
227	Africa Al Jadida for Importing Foodstuffs	6,664,713

228	Al Akleel Al Alamiya for Importing Electrical and Electronic Devices and Accessories	6,662,745
229	Farah for Food Industries	6,625,000
230	Al Rafee for Wood Industries	6,621,556
231	Al Raed for Importing Sportswear and Shoes (Limited Liability)	6,620,321
232	Aman Al Ghad for Importing Foodstuffs, Livestock, and Meat	6,557,760
233	Itar Al Taameer Holding	6,548,283
234	Al Muttahida Al Arabia for Manufacturing Cleaning Materials	6,531,250
235	Al Jamiaa Al Istihlakia for Importing Foodstuffs, Livestock, and Meat	6,510,124
236	Yadr Motors for Importing Transportation Means and Accessories	6,507,344
237	Al Ihtimam for Importing Medical Equipment, Medicines, Medical Preparations, and Mother and Child Supplies	6,469,090
238	Al Qimma Al Dawliya for Manufacturing All Types of Aluminum	6,448,660
239	Al Irtiqa Al Mumayaz for Food Industries, Mills, and Rice Mills	6,443,370
240	Al Shofan for Importing Agricultural Machinery and Supplies and Spare Parts	6,404,116
241	Hatoon for Importing Foodstuffs	6,336,274
242	Atlas Al Faniya for Food Industries	6,330,780
243	Al Ghiza Al Libi for Importing Foodstuffs, Livestock, and Meat	6,247,731
244	Bab Al Quds for Manufacturing Feed, Flour, and Grain Milling	6,240,000
245	Al Shorouq Al Libiya for Mills and Feed	6,233,702
246	Idraan for Importing Foodstuffs, Livestock, and Meat	6,198,595
247	Labika for Food Industries	6,185,140
248	Al Bina Al Mithali for Importing Electrical and Non-Electrical Devices and Spare Parts	6,156,154
249	Al Arabaan for Importing Medical Equipment, Medicines, Medical Preparations, and Mother and Child Supplies	6,103,975
250	Al Masa for Importing Foodstuffs	6,097,882
251	Seeran for Importing Medicines and Medical Equipment	6,079,995
252	Al Istimrar for Importing Foodstuffs	6,077,136
253	Al Muntaj Al Awal for Importing Livestock and Meat	5,965,139
254	Al Fulk Al Awal for Importing Transportation Means, Spare Parts, and Accessories	5,963,000
255	Al Aamida Al Dawliya for Manufacturing All Types of Iron	5,910,263
256	Al Tarabot Al Mateen for Iron Industries	5,905,470
257	Al Khuyool Al Dhahabiya for Importing Building Materials, Sanitary Materials, and Accessories	5,902,984
258	Tripolis for Mills and Feed	5,865,000

259	Al Mawsem for Food Industries and Rice Mills	5,850,000
260	Tajoura Al Hayat for Food Industries	5,849,963
261	Hadaeq Al Naseem for Food Industries	5,845,216
262	Afdal Ikhtiyar for Importing Mother and Child Supplies	5,805,194
263	Al Aman Al Takhassusi for Importing Electrical and Non-Electrical Devices, Electronic Devices, and Accessories	5,797,602
264	Al Rafee for Manufacturing Doors and Windows from Aluminum and PVC	5,748,858
265	Al Taawun Al Sateh for Importing Building Materials, Sanitary Materials, and Accessories	5,738,168
266	Al Rimal for Importing Mother and Child Supplies	5,705,000
267	Everest for Food Industries	5,680,300
268	Tawasul Al Alam for Importing Electronic Devices, Accessories, and Spare Parts	5,662,776
269	Al Khibrat Al Dawaeya for Importing Medicines and Medical Equipment	5,645,658
270	Aqwat Al Khair for Food Industries	5,637,320
271	Budoor Al Khair Al Oula for Importing Agricultural Materials, Equipment, and Machinery	5,633,080
272	Al Seel Plast for Plastic Industries	5,616,600
273	Al Qubtan for Importing Foodstuffs	5,601,900
274	Al Raees Factory for Wood Furniture Manufacturing	5,585,245
275	Majmooat Al Khaleej Al Zaher for Importing Foodstuffs	5,572,644
276	Al Diqqa Al Dawliya for PVC Manufacturing and its Derivatives	5,563,781
277	Bab Al Madina for Manufacturing Kitchens and Accessories of All Types	5,523,443
278	Al Dar Al Arabiya for Importing Foodstuffs, Livestock, and Meat	5,509,473
279	Al Hakim for Importing Medicines and Medical Supplies	5,456,045
280	Wakeel Zliten for Importing Foodstuffs, Fruits, and Meat	5,452,750
281	Sano Al Dawliya for Importing Foodstuffs	5,447,450
282	Al Tawasul Al Jadeed for Manufacturing Doors, Windows, and Decorations from Aluminum, PVC, and Wood	5,441,532
283	Al Zain Al Dawliya Al Jadeeda for Importing Medical Supplies and Equipment	5,429,953
284	Dana Factory for Metal Furniture Manufacturing	5,414,978
285	Al Sunbula for Food Industries	5,402,542
286	Al Khairat Al Alamiya for Importing Transportation Means and Accessories	5,378,513
287	Al Saqiya for Importing Foodstuffs, Livestock, and Meat	5,376,932
288	Fardas for Manufacturing Pasta and Couscous	5,343,000
289	Atmar Al Muttahida for Importing Foodstuffs	5,295,762

290	Majmooat Al Tawasul Al Jadeed for Importing Raw Materials	5,291,808
291	Al Jawda for Manufacturing Feed and Poultry Farming	5,270,600
292	Al Qalaa for Wood Industries	5,270,316
293	Ajyad Libya Al Oula for Importing Building Materials, Sanitary Materials, and Accessories	5,212,479
294	Al Afzaliya Al Daima for Importing Foodstuffs, Livestock, and Meat	5,186,858
295	Libo Plast for Manufacturing Pellets, Covers, and Food Packaging Materials	5,180,817
296	Zahra Al Yasmine for Importing Agricultural Equipment	5,168,843
297	Al Baraka for Refining and Packaging Oils	5,162,300
298	Maysan for Food Industries	5,148,360
299	Al Tasakhir Al Dawliya for Importing Agricultural Machinery and Supplies and Spare Parts	5,129,860
300	Al Judhoor for Importing Building and Sanitary Materials and Accessories	5,110,113
301	Al Mays for Food Industries	5,108,039
302	Al Safwa for Importing Electrical and Non-Electrical Devices, Spare Parts, and Electronic Devices	5,072,264
303	Dar Qurtuba for Importing Medical Equipment, Medicines, Medical Preparations, and Mother and Child Supplies	5,047,551
304	Al Safi for Importing Electrical and Non-Electrical Devices, Spare Parts, and Electronic Devices	5,013,960
305	Al Saniya for Manufacturing, Packaging, and Wrapping Tomato Paste	4,967,477
306	Al Maqood Al Saree for Importing Oils, Tires, and Batteries	4,911,691
307	Al Daniya Al Kubra for Importing Household and Electrical Materials	4,910,536
308	Pharmalis Libya for Importing Medicines, Medical Preparations, and Mother and Child Supplies	4,909,003
309	Al Istithmariya for Mills, Rice Mills, and Feed	4,899,000
310	Al Amal for Importing Medicines and Medical Equipment	4,884,255
311	Al Najah Al Raeda for Engineering Industries	4,877,737
312	Al Amir Al Libiya for Food Industries	4,870,022
313	Al Lamsa Al Akhira Factory for Wood Furniture Manufacturing	4,851,286
314	Qasreen Al Dawa for Importing Medical Equipment, Medicines, Medical Preparations, and Mother and Child Supplies	4,834,061
315	Afeef for Importing Foodstuffs	4,780,880
316	Al Madina Misrata for Manufacturing Paints, Putty, and Construction Chemicals, a subsidiary of Al Madina Misrata Holding	4,746,865

317	Al Muheet Al Raeda for Importing Electrical and Non-Electrical Devices and Spare Parts	4,742,787
318	Al Rehaab for Importing Cars and Spare Parts	4,738,245
319	Yabqa Al Amal Factory for Engineering Industries and Wire Drawing	4,650,305
320	Al Majal Al Zakhir for Importing Electrical and Non-Electrical Devices, Spare Parts, and Electronic Devices	4,626,361
321	Riyadh for Food Industries	4,618,685
322	Al Alama Al Dawliya for Importing Livestock and Meat (Limited Liability)	4,614,037
323	Qalam Al Mutamayizoon for Importing Stationery	4,608,000
324	Al Harith for Importing Agricultural Machinery and Supplies and Spare Parts	4,607,291
325	Lamsat Ibda for Manufacturing Clothes, Fabrics, and Textiles	4,603,400
326	Nojoom Tripoli for Importing Electrical, Electronic, and Household Devices and Accessories	4,580,671
327	Qimmat Al Jibal for Electronic and Electrical Industries	4,572,913
328	Dar Al Takhasos for Importing Electronic and Electrical Devices	4,563,188
329	Al Yarmouk Al Hadeeth Factory for Aluminum Manufacturing	4,532,544
330	Al Iqlimiya Al Jadeeda for Importing Raw Materials	4,525,626
331	Riyadh Al Madina for Importing Foodstuffs	4,475,481
332	Al Sahel Al Hadeeth for Importing Livestock and Meat	4,473,657
333	Al Majmooat Al Muttahida for Assembling and Manufacturing Electronic and Electrical Devices	4,467,741
334	Al Jihad Al Oula for Importing Electrical and Non-Electrical Devices, Spare Parts, and Electronic Devices	4,449,316
335	Al Tawasul Al Fareed for Importing Electrical Devices and Household Materials	4,449,080
336	Al Libiya Al Dawliya for Importing Foodstuffs	4,427,757
337	Al Noor for Grain Milling and Rice Milling	4,394,600
338	Al Baraka Al Alamiya for Importing Foodstuffs, Livestock, and Meat	4,391,969
339	Al Madaen for PVC Manufacturing	4,384,402
340	Sukra Al Alamiya for Importing Foodstuffs	4,371,660
341	Al Najah for Importing Building Materials, Sanitary Materials, and Accessories	4,335,165
342	Al Barq Al Mudi for Importing Mother and Child Supplies	4,287,595
343	Al Maida Al Raqiya for Importing Foodstuffs	4,240,193
344	Al Narges Al Dawliya for Importing Mother and Child Supplies	4,240,100
345	Hoqool Al Oula for Importing Agricultural Machinery, Supplies, and Spare Parts	4,239,935
346	Al Salaba Al Libiya for Iron Industries	4,234,476

347	Al Waad Al Mumayaz for Importing Electronic and Household Devices	4,186,110
348	Al Rateel and Partners for Manufacturing Building Materials and Plastic Pipes	4,182,077
349	Platinum Al Oula for Importing Raw Materials	4,175,244
350	Libya Al Jadeeda for Importing Cars and Spare Parts	4,165,771
351	Alam Al Ibda for Medical Equipment	4,150,452
352	Al Tamad for Poultry Farming and Hatching	4,117,436
353	Al Wahaj for Importing Foodstuffs, Livestock, and Meat	4,106,448
354	Mazare Al Khairat for Manufacturing and Milling Feed	4,100,100
355	Al Marsa Factory for Metal Furniture Manufacturing	4,095,221
356	Amwaj Al Muheet for Food Industries	4,080,704
357	Al Mutawasit for Feed Manufacturing	4,080,000
358	Afaq Al Majara for Importing Livestock and Meat	4,075,883
359	Al Dhow Al Abyad for Importing Electronics, Electrical Materials, and Spare Parts	4,072,400
360	Al Tawasul Al Mutakamil for Importing Building Materials	4,058,835
361	Al Tahadi Al Khalid Al Jadeed for Food Industries	4,055,485
362	Al Muthalath for Electrical Industries (Limited Liability)	4,055,264
363	Al Reesha Al Thahabiya for Importing Foodstuffs (Limited Liability)	4,049,213
364	Janoub Al Mutawasit for Food Development	4,034,145
365	Al Sanawbar for Manufacturing All Types of Aluminum	4,030,622
366	Delta Al Khair for Importing Building Materials, Sanitary Materials, and Accessories	4,007,671
367	Al Ofoq Al Dawliya for Importing Decoration Materials, Hardware, and Cleaning Materials	3,968,627
368	Al Dawliya for Importing Electrical and Household Materials	3,965,070
369	Najmat Al Sahel for Importing Agricultural Machinery and Equipment	3,959,246
370	Al Tamayoz Al Arabi for Importing Building Materials, Sanitary Materials, and Accessories	3,932,955
371	Al Fanoon for Importing Books and Stationery	3,931,471
372	Najmat Al Forsan for Food Industries	3,922,000
373	Al Ofoq Al Sate for Importing Raw Materials	3,910,233
374	Al Tareq for Iron Industries	3,875,000
375	Al Ghiza Al Jadeed for Importing Agricultural Equipment and Machinery	3,856,050
376	Janan Al Khair for Importing Foodstuffs	3,854,253
377	Jibal Libya for Importing Heavy Machinery, Equipment, Spare Parts, and Factory Equipment	3,849,867
378	Qaraji for Importing Transportation Means and Accessories (Limited Liability)	3,837,769
379	Kanooz Al Sahel for Importing Foodstuffs, Livestock, and Meat	3,809,457

380	Al Wisal Al Libiya for Mills and Feed	3,796,031
381	Al Mays for Importing Medicines, Medical Preparations, and Mother and Child Supplies	3,794,884
382	Al Taj Al Areeka for Importing Electronic and Electrical Devices, Accessories, and Spare Parts	3,757,032
383	Polyzan for Manufacturing Paints, Putty, and Chemicals	3,754,800
384	Majmooat Al Mazraa for Importing Agricultural Machinery	3,753,080
385	Al Masa Al Dawliya for Importing Medical Equipment, Medicines, Medical Preparations, and Mother and Child Supplies	3,736,023
386	Jawaher Nafisa for Food Industries	3,725,000
387	Al Motatawer Al Hadeeth for Manufacturing Software Devices and Data Centers	3,714,880
388	Al Badeel Al Tibi for Importing Medicines and Medical Equipment	3,705,254
389	Al Shamela Al Tibiya (Limited) for Importing Medicines and Medical Equipment	3,703,832
390	Sabeel for Manufacturing Cleaning Materials	3,700,000
391	Dorsaf Libya for Manufacturing Ceramics, Porcelain, and Sanitary Materials	3,695,950
392	Al Mazraa Al Jadeeda for Importing Livestock, Meat, and Foodstuffs	3,693,266
393	Al Hadatha Al Asriya Factory for Iron Industries	3,690,194
394	Nepton for Manufacturing Paints and Putty	3,674,700
395	Asimat Al Amal for Importing Foodstuffs	3,650,494
396	Rowan Al Amal for Importing Foodstuffs, Livestock, and Meat	3,648,823
397	Maas for Plastic Industries	3,643,376
398	Al Mabhra for Manufacturing Metal and Electronic Chips	3,641,450
399	Al Rahba Al Hadeetha for Importing Electrical and Non-Electrical Devices and Spare Parts	3,637,969
400	Al Rowad for Manufacturing Sponge and Mattresses	3,627,000
401	Aseel Al Harr for Aluminum Manufacturing	3,619,062
402	Wadi Al Amal for Food Industries	3,600,456
403	Al Sharq Al Awsat for Heavy Machinery Manufacturing	3,592,000
404	Al Beebas Complex for Plastic Industries	3,582,034
405	Al Watad Al Muneer for Electrical and Electronic Industries and Accessories	3,564,879
406	Sahl Al Fadheel Abu Omar for Importing Agricultural Machinery, Supplies, and Spare Parts	3,564,367
407	Al Mazraa Al Libiya Al Oula for Importing Foodstuffs, Livestock, and Meat	3,557,058
408	Ikhtiyarak Al Afdal for PVC Manufacturing of All Types	3,556,749
409	Al Burj Al Fadhi for Importing Electronics and Household Materials	3,544,175
410	Al Ghoot for Importing Clothes, Textiles, and Leather Products	3,530,596
411	Mafaza for Petrochemical Industries	3,508,744

412	Noqoush Libya for Importing Building and Sanitary Materials	3,502,000
413	Al Saadi for Agricultural and Animal Production	3,488,208
414	Al Zaytouna Al Aseela for Importing Foodstuffs	3,486,631
415	Al Danube for Importing Foodstuffs	3,465,937
416	Al Tahaluf for Importing Livestock and Meat	3,464,502
417	Mafaza North Africa for Importing Cars, Spare Parts, Oils, and Accessories	3,452,012
418	Al Sand for Wood Industries	3,417,061
419	Al Tilal Al Libiya for Importing Foodstuffs	3,416,576
420	Adwaa Al Qarabulli for Flour Mills	3,410,625
421	Al Miqdad for Importing Foodstuffs	3,405,530
422	Anabeeb Misrata for Plastic Pipe Manufacturing and Accessories	3,377,168
423	Al Khatt Al Mudi Al Jadeed for Importing Electronic, Electrical, and Household Devices and Spare Parts	3,364,721
424	Majmooat Al Thiqah Al Daima for Importing Foodstuffs, Livestock, and Meat	3,364,128
425	Noor Al Taqaddum for Importing Foodstuffs	3,354,825
426	Al Imtiyaz Al Hadeeth for Importing Building and Sanitary Materials and Accessories	3,350,809
427	Souq Al Khamees for Feed Manufacturing	3,346,500
428	Al Mubarakah for Food Industries	3,314,210
429	Al Akhshab Al Malakiya for Importing Building and Sanitary Materials and Accessories	3,308,380
430	Al Raed Al Libiya for Importing Foodstuffs, Livestock, and Meat	3,302,500
431	Nasaem Libya for Importing Decoration Materials, Hardware, and Cleaning Materials	3,294,868
432	Al Jazeera Al Oula for Importing Tires and Batteries	3,284,425
433	Al Alama Al Wataniya for Food Industries	3,284,083
434	Al Jisoor for Importing Agricultural Machinery, Supplies, and Equipment	3,268,860
435	Al Khaleej Al Zaher for Food Industries	3,263,566
436	Al Qurtas for Paper and Cardboard Manufacturing	3,262,400
437	Al Ghowaytat for Importing Tires and Batteries	3,246,014
438	Safari for Importing Foodstuffs	3,239,840
439	Al Aseel for Feed Manufacturing	3,236,700
440	Al Afia for Importing Medicines and Medical Equipment	3,231,268
441	Al Iqlim for Importing Foodstuffs and Meat	3,230,385
442	Al Mawad Al Sihiya for Cotton Manufacturing	3,216,136
443	Al Faiq Al Mumayaz for Technical Industries	3,200,000

444	Shamal Africa for Soap and Cleaning Materials Manufacturing	3,199,480
445	Al Awatar Al Sinaeya for Electronic and Electrical Device Manufacturing	3,160,280
446	Toyoor Al Jannah for Importing Books and Stationery	3,157,123
447	Bin Taher Factory for Household and Office Furniture Manufacturing	3,135,215
448	Khairat Al Jood for Importing Agricultural Machinery, Supplies, and Spare Parts	3,132,759
449	Al Maali Al Wataniya for Furniture, Doors, and Windows Manufacturing	3,120,226
450	Al Muheet for Importing Electrical and Non-Electrical Devices and Spare Parts	3,118,822
451	Al Riyada for Iron Industries	3,118,508
452	Al Ziraai Al Dawli for Importing Agricultural Equipment and Supplies	3,118,284
453	Al Mussam Al Mumayaz for Manufacturing Building and Sanitary Materials	3,110,000
454	Arkan Libya for Furniture Manufacturing	3,109,321
455	Al Muntaj Al Buraq for Manufacturing Cleaning and Cosmetic Materials	3,100,000
456	Al Najah for Manufacturing Insulating Panels and Prefabricated Houses	3,097,346
457	Al Qalaa for Manufacturing Doors and Windows from Aluminum and PVC	3,091,228
458	Al Rounaq Factory for Wood Industries	3,036,743
459	Al Thura for Importing Agricultural Materials and Supplies and Spare Parts	3,030,117
460	Al Ghaidaa for Importing Foodstuffs	3,017,646
461	Al Zawiya Nafti for Importing Oils and Car Accessories	3,002,248
462	Anwar Misrata for Importing Electrical and Non-Electrical Devices and Spare Parts	2,991,840
463	Najmat Al Mutawasit for Importing Raw Materials	2,990,550
464	Rahbat Al Baraka for Importing Foodstuffs	2,973,969
465	Al Masar Al Awal for Importing Raw Materials	2,973,204
466	Al Masar Al Jadeed for Importing Transportation Means and Accessories	2,969,006
467	Al Hais for Importing Clothes, Textiles, and Leather Products	2,967,266
468	Muharikat Alfa for Importing Cars and Spare Parts (Limited Liability)	2,960,521
469	Khaleej Al Sidra for Importing Transportation Means and Accessories	2,953,012
470	Misrata Factory for Plastic Pipe Manufacturing	2,943,115
471	Suluq for Manufacturing All Types of Feed and Mills	2,939,400
472	Al Muruna for Importing Raw Materials	2,938,848
473	Al Mihraath Al Jadeed for Importing Agricultural Machinery and Supplies	2,926,100
474	Emax Electro for Importing Electrical and Electronic Devices	2,925,683
475	Gharb Al Mutawasit for Importing Cleaning Materials	2,917,499
476	Al Sadaqa Al Dawliya for Importing Various Transportation Means and Spare Parts	2,905,777

477	Al Alam Al Jadeed for Electronic Manufacturing	2,902,500
478	Al Kouf for Importing Foodstuffs	2,896,108
479	Al Sada Al Tibiya for Importing Medicines, Equipment, and Medical Supplies	2,886,000
480	Al Reef for Importing Foodstuffs	2,885,274
481	Noor Al Kanari for Egg Hatching and Poultry Farming and Production	2,885,188
482	Al Taleaa for Feed Manufacturing (Limited Liability)	2,879,678
483	Al Takamul Factory for Corrugated Sheet Manufacturing	2,860,070
484	Asas Al Barmaja for Software Manufacturing	2,858,500
485	Al Hasad Al Daim for Importing Agricultural Machinery, Supplies, and Spare Parts	2,844,790
486	Sama for Wood Industries	2,841,725
487	Al Dawliya for Importing Medicines and Medical Equipment	2,834,788
488	Al Imtiyaz Al Jadeed for Importing Transportation Means and Accessories	2,830,000
489	Alfa for Importing Electrical Materials, Equipment, and Supplies	2,826,453
490	Sijad Tripoli for Carpet Manufacturing	2,823,564
491	Tamar Al Mawsem for Agricultural Equipment Manufacturing	2,790,000
492	Al Tarabot for Manufacturing Doors, Windows, and Geometric Shapes	2,779,987
493	Al Khair Al Rafee for Kitchen and Furniture Manufacturing	2,751,738
494	Al Majara for Importing Foodstuffs	2,750,048
495	Al Badeel Al Jadeed for Importing Transportation Means and Accessories	2,750,000
496	Taj for Aviation	2,734,208
497	Al Mohtarifeen for Furniture Manufacturing	2,728,128
498	Al Fadheel for Importing Tires	2,713,149
499	Al Noor Al Tayeb for Feed Manufacturing	2,706,800
500	Al Dafater for Paper and Plastic Manufacturing	2,703,900
501	Al Safar for Importing Agricultural Machinery, Supplies, and Spare Parts	2,703,250
502	Al Naseem for Importing Household and Electrical Materials	2,687,555
503	Rawafed Al Mustaqbal for Importing Foodstuffs	2,675,382
504	Alfa for Food Industries, Mills, and Feed (Limited Liability)	2,671,214
505	Riyadh Libya for Importing Foodstuffs	2,661,444
506	Aslanta for Importing Foodstuffs, Livestock, and Meat	2,661,038
507	Al Nokhba Al Mudiya for Manufacturing Wooden and Metal Furniture and Accessories	2,660,395
508	Sultan Al Baraka for Importing Foodstuffs	2,655,790
509	Ikleel for Importing Medicines and Medical Equipment	2,650,114

510	Arawd for Importing Oils and Car Greases	2,637,618
511	Sanad Al Emar for Importing Building and Sanitary Materials	2,624,850
512	Al Memar Al Tam for Importing Electrical Devices and Materials	2,604,137
513	Akno for Importing Foodstuffs	2,599,205
514	Al Maamoura for Poultry Hatching	2,595,802
515	Al Waha for Paint Manufacturing	2,592,290
516	Al Ibhar Al Fanni for Importing Foodstuffs, Livestock, and Meat	2,592,050
517	Al Mubarim Al Hadeeth for Importing Electronic and Electrical Devices and Accessories	2,574,094
518	Lareen for Importing Agricultural Machinery, Supplies, and Spare Parts	2,555,770
519	Al Tawasul Factory for Wood Industries	2,548,045
520	Al Jawhara for Importing Cleaning Materials (Limited Liability)	2,547,200
521	Al Itqan Mobile for Importing Electronics, Electrical Materials, and Spare Parts	2,546,903
522	Al Tawasul Al Awal for Paper Industries	2,539,550
523	Al Madmoona for Importing Building and Sanitary Materials	2,538,732
524	Al Aref for Importing Electrical and Non-Electrical Devices, Spare Parts, and Electronic Devices	2,537,929
525	Al Yam for Importing Foodstuffs	2,511,706
526	Qutis for Importing Electrical and Non-Electrical Devices, Spare Parts, and Electronic Devices	2,501,308
527	Al Majdoub Factory for Marble Cutting and Shaping	2,465,697
528	Dorsaf for Marble and Granite Manufacturing	2,461,750
529	Qasr Al Hamraya for Importing Foodstuffs, Livestock, and Meat	2,461,307
530	Duroob Libya Al Dawliya for Plastic Industries	2,452,230
531	Alwan for Paper and Cardboard Industries	2,450,100
532	Wabel Al Hadeetha for Importing Medical Equipment and Supplies	2,450,025
533	Condor Libya for Importing Electrical and Non-Electrical Devices, Spare Parts, and Electronic Devices	2,442,197
534	Al Taqniya Al Dawliya for Importing Medicines and Medical Supplies	2,440,128
535	Lamis Al Wiqaya for Importing Mother and Child Supplies	2,417,606
536	Al Hadaf for Rice Mills, Flour, and Derivatives	2,410,000
537	Al Sayadila for Importing Medicines and Medical Supplies	2,407,897
538	Al Fouladh for Manufacturing All Types of Aluminum	2,397,186
539	Jisoor Al Nahda for Importing Foodstuffs, Livestock, and Meat	2,387,494

540	Makamen Al Oula for Furniture Manufacturing	2,376,102
541	Ard Al Khairat for Coffee Manufacturing	2,362,368
542	Al Safez Al Raqi for Importing Household Materials and Electrical Devices and Accessories	2,357,568
543	Naseem Al Dawliya for Importing Foodstuffs	2,347,768
544	Twitter for Importing Electronics, Electrical, and Household Materials	2,344,168
545	Aqar Al Mumayaz for Aluminum Manufacturing	2,343,479
546	Qimmat Al Tawasul for Importing Transportation Means and Accessories	2,324,894
547	Al Najm Al Sate Al Fadhi for Importing Agricultural Machinery, Supplies, and Spare Parts	2,313,670
548	Majmooat Al Marj for Importing Foodstuffs, Livestock, and Meat	2,312,762
549	Al Taj Al Mumayaz for Food Industries and Grain Milling	2,303,752
550	Al Qaws Al Alamiya for Importing Transportation Means, Accessories, Oils, and Greases	2,302,402
551	Al Tilal Al Khadra for Importing Foodstuffs	2,301,000
552	Al Bayt Al Jadeed for Electronic and Electrical Industries	2,300,455
553	Al Nibras for Importing Foodstuffs, Livestock, and Meat	2,293,285
554	Rawasi Al Emar for Importing Building Materials	2,270,025
555	Sama Al Taqaddum for Manufacturing Doors, Windows, and Decorations from Aluminum, PVC, Wood, and Gypsum Board	2,261,024
556	Al Ijmaa for Importing Household and Electrical Materials	2,258,945
557	Al Zain Al Dawliya for Importing Foodstuffs	2,258,618
558	Al Diqqa Al Thahabiya for Food Industries	2,255,075
559	Mateen for Importing Cleaning Materials	2,250,670
560	Rukn Al Diyaa for Importing Electrical and Non-Electrical Devices, Spare Parts, and Electronic Devices	2,246,160
561	Nawarat Al Sharq for Importing Foodstuffs	2,243,866
562	Al Hazal Al Mumayaz for Sponge and Mattress Manufacturing (Limited Liability)	2,242,630
563	Al Miran for Furniture Manufacturing	2,232,665
564	Qartaj Al Dawliya for Importing Foodstuffs and Fresh Fruits	2,231,509
565	Al Ain Al Oula for Importing Foodstuffs	2,227,730
566	Manarat Al Sahel for Importing Foodstuffs	2,221,900
567	Majmooat Al Mutatawreen for Aluminum and PVC Manufacturing	2,218,026
568	Al Ain for Food Industries and Water and Juice Packaging	2,213,899
569	Al Sawaaid Al Alamiya for Importing Foodstuffs, Livestock, and Meat	2,213,747
570	Al Bina Al Thabit for Kitchen and Furniture Manufacturing	2,210,275

571	Al Tareq for Importing Agricultural Supplies	2,204,570
572	Al Ayadi Al Thahabiya for Iron Industries	2,204,000
573	Jawharat Ourika for Importing Foodstuffs, Livestock, and Meat	2,200,609
574	Al Mazare Al Awal for Importing Livestock and Meat	2,199,167
575	Tasahil Al Thahabiya for Importing Electronic and Electrical Devices	2,165,000
576	Al Anzima Al Mutakaddima for Importing Electronic Devices, Accessories, and Spare Parts	2,163,921
577	Al Sultan for Plastic Industries	2,157,761
578	Asr Al Bina Al Dawli for Importing Building Materials and Accessories	2,149,065
579	Marai Dofan for Importing Foodstuffs, Livestock, and Meat	2,147,073
580	Alam Al Ibda for General Contracting and Real Estate Investment	2,145,102
581	Wahat Al Khair for Importing Electronic Devices	2,136,040
582	Al Zad Al Alamiya for Food Industries	2,126,626
583	Tawasul Al Ghad for Importing Foodstuffs	2,123,590
584	Majmooat Al Murshid for Importing Transportation Means and Accessories (Limited Liability)	2,112,494
585	Al Diyaa Al Dawliya Al Oula for Importing Electrical and Non-Electrical Devices, Spare Parts, and Electronic Devices	2,102,602
586	Talia for Importing Foodstuffs	2,098,110
587	Al Ithar Al Daim for Importing Foodstuffs, Livestock, and Meat	2,092,127
588	Qalb Al Muheet for Importing Foodstuffs, Fruits, Livestock, and Meat	2,088,837
589	Al Raqam Al Awal for Importing Electrical and Electronic Devices	2,088,500
590	Al Muthalathat for Food Industries (Joint Stock)	2,080,785
591	Ilaf Al Dawliya Al Muttahida for Importing Clothes, Shoes, Textiles, and Leather Products	2,080,000
592	Al Taqaddum Al Dawliya for Cleaning Materials Manufacturing	2,075,442
593	Al Murabbi Factory for Feed Manufacturing	2,071,800
594	Dar Al Emara for Building Materials Manufacturing	2,061,772
595	Ruya Al Mustaqbal for Importing Foodstuffs	2,061,080
596	Mafaz for Motors for Importing Transportation Means and Accessories	2,057,426
597	Al Mushriqa for Importing Animals and Birds	2,046,264
598	Al Tahadi Al Awal for Furniture Manufacturing	2,045,840
599	Al Laheq for Importing Electrical and Non-Electrical Devices and Spare Parts	2,042,995
600	Karam Al Khair for Beverage and Juice Manufacturing	2,029,000
601	Al Rakhah for Flour and Derivatives Manufacturing	2,020,000

602	Al Manhal for Importing Medicines, Medical Preparations, and Mother and Child Supplies	2,017,664
603	Al Auras Al Tijariya for Importing Foodstuffs, Livestock, and Meat	2,017,636
604	Al Ittihad Al Filahi for Importing Electrical Materials and Spare Parts	2,015,296
605	Al Nuran for Electronic and Electrical Industries	2,014,155
606	Kona for Importing Foodstuffs	2,007,188
607	Al Widad for Importing Foodstuffs, Livestock, and Meat	2,006,600
608	Al Wiqaya for Importing Medical Equipment, Medicines, Medical Preparations, and Mother and Child Supplies	2,001,877
609	Al Taqniya Al Hadeetha for PVC Manufacturing and its Derivatives	2,001,063
610	Al Shouf for Building Materials Manufacturing	2,000,000
611	Al Najma for Soap and Cleaning Materials Manufacturing	1,997,811
612	Al Majmooat Al Muttahida for Importing Foodstuffs	1,990,673
613	Majmooat Al Irtiqat Al Muttahida for Importing Transportation Means and Accessories	1,986,735
614	Salalah for Furniture, Doors, and Windows Manufacturing	1,965,837
615	Al Istiqlal for Importing Foodstuffs	1,953,486
616	Al Aqar Al Hadeetha for Importing Building and Sanitary Materials and Accessories	1,949,889
617	Ras Al Majan Factory for Manufacturing Doors, Windows, and Geometric Shapes from Aluminum and PVC	1,934,588
618	Al Riyada Al Bahriya for Maritime Agencies	1,930,870
619	Al Ikleel for Importing Decoration Materials, Hardware, and Cleaning Materials	1,929,659
620	Al Atayeb for Importing Foodstuffs, Livestock, and Meat	1,912,455
621	Al Bahira for Building Materials Manufacturing	1,906,205
622	Alam Al Itqan Al Awal for Information Technology	1,903,555
623	Ard Al Khairat for Importing Raw Materials	1,901,875
624	Tanafus Al Bina for Importing Building and Sanitary Materials and Accessories	1,901,391
625	Al Medad Al Mutaqaddim for Importing Electronic and Electrical Devices and Accessories	1,896,380
626	Tazweed Libya for Importing Foodstuffs	1,895,957
627	Al Mustakshif Al Dawliya for Information Technology and Security Systems	1,895,000
628	Ahd Al-Mahabba Company for Importing Foodstuffs	1,892,594
629	Al-Qweiri Company for Iron Industries	1,890,638
630	Al-Awafi Company for Importing Foodstuffs	1,889,269
631	Al-Wataniya Company for Plastic Industries and Packaging Materials	1,887,585
632	Rand Company for Food Industries	1,867,582

633	Dorsaf Company for Importing Building Materials and Sanitary Ware and Accessories	1,866,150
634	Qarnab Company for Importing Cars, Spare Parts, Oils, and Greases	1,863,355
635	Al-Mustaqbal Al-Wadih Company for Importing Mother and Child Supplies	1,860,905
636	Al-Sind Al-Awal Company for Furniture Manufacturing	1,850,150
637	Al-Ittilaa Al-Mumtaz Company for Assembling and Manufacturing Electronics, Various Software, and Spare Parts	1,840,316
638	Al-Abrar Al-Alamiya Company for General Contracting and Real Estate Investment	1,825,000
639	Ater Al-Haramain Company for Importing Foodstuffs and Fresh Fruits	1,814,348
640	Al-Rayhana Company for Food Industries	1,803,531
641	Al-Asima Al-Oula Company for Importing Livestock and Meat	1,793,800
642	Al-Waraq Al-Abyad Company for Paper and Cardboard Industries	1,787,750
643	Abu Shanab Company for Importing Foodstuffs	1,786,714
644	Sukra Company for Food Industries	1,785,000
645	Al-Tilal Company for Importing Agricultural Machinery and Supplies and Spare Parts	1,780,248
646	Elaf International Company for Importing Clothes and Shoes, a Subsidiary of Elaf Al-Oula Holding Company	1,773,000
647	Alam Al-Taqlia Company for Manufacturing Paper and Plastic Cups	1,762,859
648	Al-Sadara Al-Jadida Company for Importing Foodstuffs and Fresh Fruits	1,761,045
649	Sama Al-Khair Company for Importing Raw Materials	1,755,000
650	Al-Saqia Al-Muttahida Company for Importing Raw Materials	1,750,176
651	Suhool Al-Rabee Company for Producing Flour, Rice, and Food Industries	1,740,000
652	Al-Haram Company for Manufacturing Paints and Plastic and Metal Containers	1,738,486
653	Auslin Company for Importing Equipment, Devices, Medical Supplies, and Mother and Child Supplies	1,730,854
654	Abnaa Belhaj Factory for Manufacturing Aluminum and PVC Doors and Windows	1,723,055
655	Al-Batnan Company for Importing Veterinary Medicines	1,714,592
656	Al-Tahadi Al-Awal Company for Manufacturing Electronics	1,714,011
657	Shorouq Libya Company for Importing Foodstuffs	1,702,117
658	Al-Shouf Company for Importing Foodstuffs	1,701,993
659	Al-Design Al-Haditha Company for Importing Foodstuffs, Livestock, and Meat	1,700,576
660	Al-Tuyour Al-Muhajira Company for Importing Foodstuffs	1,698,012
661	Al-Jadeed Company for Iron Industries	1,689,490
662	Al-Shorouq Al-Malakiya Company for Importing Raw Materials	1,682,496

663	Aamal Libya Company for Grinding Grains	1,680,000
664	Al-Mashariq Al-Jadida Company for Importing Foodstuffs, Livestock, and Frozen Meat	1,673,880
665	Al-Tahadi Al-Awal Company for Manufacturing Paper and Cardboard	1,671,375
666	Thamara Company for Food Industries	1,670,181
667	Joud Libya Company for Importing Agricultural Machinery and Supplies and Spare Parts	1,663,497
668	Karzaz Company for Importing Building Materials, Sanitary Ware, and Accessories	1,655,894
669	Afdal Al-Ashkal Company for Manufacturing Electronic and Electrical Devices	1,652,520
670	Al-Sharqa Company for Importing Perfumes and Cosmetics	1,650,000
671	Oras Al-Jadida Company for Furniture Manufacturing	1,643,262
672	Adrar Libya Company for Importing Cleaning Materials, Beauty Products, and Hardware	1,637,200
673	Al-Badeel Company for Importing Electronic Devices and Accessories	1,635,070
674	Tayeb Al-Andalus Company for Importing Foodstuffs, Livestock, and Meat	1,630,380
675	Suhool Libya Company for Importing Foodstuffs, Livestock, and Meat	1,628,197
676	Al-Mansour Company for Manufacturing Baby Diapers	1,628,065
677	Al-Burj Al-Dawliya Company for Manufacturing and Cutting Marble, Granite, and Building Materials	1,618,383
678	Al-Omq Company for Oil Services	1,617,447
679	Al-Muharrikat Al-Libiya Company for Importing Cars and Spare Parts	1,614,889
680	Amwaj Al-Taif Company for Importing Electronic and Electrical Devices	1,613,970
681	Al-Kees Company for Plastic Industries	1,607,581
682	Al-Itar Company for Importing Transportation Means and Accessories	1,606,583
683	Zahra Al-Sidr Company for Food Industries	1,604,000
684	Sayoul Factory for Iron Industries	1,600,872
685	Al-Naqa Al-Dawliya Group for Manufacturing Clothes, Fabrics, and Textiles	1,600,000
686	Fiomi Company for Manufacturing Animal Feed and Grinding Grains	1,599,665
687	Safaa Al-Jawda Company for Manufacturing Flour	1,599,200
688	Al-Libiya Al-Muttahida Company for Manufacturing Wood Products	1,598,935
689	Al-Ijtihad Company for Importing Electrical and Non-Electrical Devices and Spare Parts	1,596,504
690	Al-Qalaa Al-Kubra Company for Importing Agricultural Supplies and Spare Parts	1,592,355
691	Al-Siraj Al-Aali Company for Importing Electrical and Non-Electrical Devices, Spare Parts, and Electronic Devices	1,575,238
692	Al-Tazaj Company for Importing Foodstuffs, Livestock, and Meat	1,568,951
693	Safaa Al-Tariq Company for Importing Foodstuffs, Livestock, and Meat	1,562,333

694	Kafalos Company for Maritime Agencies	1,560,485
695	Marhaba Company for Importing Foodstuffs	1,557,449
696	Tebesti Al-Haditha Company for Importing Cars and Spare Parts	1,555,562
697	Wadi Bi Al-Kabeer Company for Importing Seeds and Agricultural Supplies	1,550,000
698	Al-Habba Al-Dhahabiya Al-Fakhira Company for Rice Refining and Grain Grinding	1,536,000
699	Al-Hawatif Al-Mutaharrika Company for Importing Electronic Devices, Accessories, and Spare Parts	1,527,800
700	Al-Saray Factory for Manufacturing Aluminum Doors and Windows	1,527,346
701	Nasma Company for Importing Air Conditioning and Heating Systems	1,509,426
702	Al-Ta'aluq Al-Bahir Al-Awal Company for Importing Electronic, Household, and Electrical Materials and Accessories	1,504,562
703	Al-Fakhira Company for Importing Foodstuffs and Fruits	1,502,833
704	Al-Thawb Al-Raqi Company for Importing Clothes, Textiles, and Leather Products	1,500,930
705	Al-Kawader Al-Mutajaddida Company for Kitchen Manufacturing	1,499,186
706	Barniq Company for Importing Industrial Machinery and Equipment	1,490,900
707	Daqat Al-Ikhtiyar Company for Importing Electrical and Non-Electrical Devices and Spare Parts	1,490,088
708	Fine Company for Manufacturing Sponge and Salons	1,487,347
709	Masarat Al-Ilm Company for Communications and Information Technology	1,485,188
710	Abu Ruwayla Factory for Manufacturing Household Plastic Products	1,479,500
711	Ater Al-Ward Company for Chemical Industries and Cleaning Materials	1,466,440
712	Al-Qoot Company for Food Industries	1,461,933
713	Al-Wadi Company for Importing Building Materials and Sanitary Ware	1,460,505
714	Majmouat Al-Fakhama Company for Metal Smelting and Forming	1,456,419
715	Qafalat Al-Shati Company for Importing Foodstuffs	1,451,000
716	Al-Kayan Company for Printing, Paper Industries, Packaging, Advertising, and Promotion	1,445,000
717	Al-Muassis Al-Raqi Company for Iron Industries	1,444,875
718	Al-Omran Company for Manufacturing Iron of All Types and Forms	1,443,824
719	Al-Daqa Al-Aliya Company for Importing Foodstuffs, Livestock, and Meat	1,443,348
720	Manazel Company for Importing Electrical and Non-Electrical Devices and Spare Parts	1,443,275
721	Tabuk Company for Manufacturing Electrical and Electronic Devices and Materials	1,430,081
722	Al-Rawi Company for Dairy Manufacturing and Its Derivatives	1,427,905
723	Afnan Al-Jadida Company for Importing Foodstuffs, Livestock, and Meat	1,427,638

724	Najmat Al-Majra Company for Importing Livestock and Meat	1,412,910
725	Al-Riyada Al-Dawa'iya Company for Importing Medical Equipment and Medicines	1,411,006
726	Al-Bashaer Company for Importing Electrical Materials	1,408,246
727	Noor Al-Qamar Company for Electronic and Electrical Industries	1,401,725
728	Al-Murouj Company for Kitchen Manufacturing	1,401,203
729	Majmouat Al-Wafi Company for Importing Agricultural Machinery and Supplies and Spare Parts	1,400,036
730	Bab Africa Al-Jadida Company for Food Industries	1,390,819
731	Dar Al-Khibra Company for Importing Cars and Spare Parts	1,389,770
732	Al-Nokhba Company for Importing Foodstuffs	1,384,205
733	Zakharef Company for Furniture Manufacturing	1,380,607
734	Al-Khabeer Al-Mualij Company for Importing Building Materials, Sanitary Ware, and Accessories	1,376,204
735	Kuhuf Al-Jibal Company for Building Materials Manufacturing	1,375,000
736	Jadeed Al-Umma Company for Importing Cars, Spare Parts, and Accessories	1,374,819
737	Injaz Al-Wataniya Company for Building Materials Manufacturing	1,374,800
738	Al-Muttahida Al-Libiya Company for Importing Electronic, Electrical, and Non-Electrical Devices, Spare Parts, and Accessories	1,373,103
739	Al-Majal Al-Wasi' Company for Manufacturing Electronic and Electrical Devices	1,370,500
740	Al-Ruwad Company for Importing Clothes, Textiles, and Leather Products	1,368,880
741	Barqa Company for Importing Agricultural Supplies	1,346,774
742	Al-Tarablusi Company for Importing Clothes, Fabrics, and Textiles	1,337,687
743	Al-Thiqa Al-Dawliya Company for Electromechanical Works	1,337,250
744	Al-Shahin Company for Importing Veterinary Medicines	1,332,098
745	Al-Ta'mir Company for Importing Building Materials, Sanitary Ware, and Accessories	1,324,809
746	Al-Khaleej Factory for Shoe Manufacturing	1,322,949
747	Al-Nisr Al-Dhahabi Al-Mutajaddid Company for Importing Electrical and Household Materials	1,322,336
748	Qartaj Al-Alamiya Company for Importing Foodstuffs	1,314,345
749	Dar Al-Wafa Company for Importing Foodstuffs	1,309,858
750	Al-Khayam Company for PVC Manufacturing	1,305,184
751	Marjan Al-Bahr Company for Importing Frozen Fish, Livestock, and Meat	1,304,900
752	Al-Noor Company for Importing Foodstuffs	1,299,293

753	Rahma Company for Importing Transportation Means and Accessories	1,284,960
754	Shams Al-Majd Company for Importing Building Materials	1,281,825
755	Al-Mabani Al-Dhahabiya Company for General Contracting	1,279,016
756	Al-Maham Company for Importing Foodstuffs	1,277,858
757	Al-Gheiran Al-Jadida Company for Importing Furniture	1,275,357
758	Al-Jawhara Factory for Manufacturing Plastic Pipes	1,271,714
759	Al-Sati' Company for Importing Transportation Means and Accessories	1,268,286
760	Aali Al-Mutawassit Company for Maritime Agencies	1,267,625
761	Al-Qaysar Company for Importing Building Materials, Sanitary Ware, and Accessories	1,265,625
762	Areen Al-Oula Company for Importing Foodstuffs, Livestock, and Meat	1,253,896
763	Al-Afdal Company for Feed Manufacturing	1,253,875
764	Al-Salama Company for Importing Fabrics and Textiles	1,249,919
765	Al-Afdaliya Company for Importing Electrical and Non-Electrical Devices	1,249,637
766	Majmouat Al-Awael Company for Home Furniture Manufacturing	1,241,275
767	Al-Inma Al-Tadamuniya Company for Importing Building Materials	1,230,010
768	Sadeem Al-Dawliya Company for Importing Foodstuffs, Livestock, and Meat	1,227,712
769	Abwab Al-Fath Company for Importing Stationery and Office Supplies	1,225,954
770	Al-Najm Al-Rifi Company for Importing Electronic and Electrical Devices	1,225,550
771	Abwab Al-Mustaqbal Company for Importing Building Materials	1,225,062
772	Al-Jira Company for Importing Foodstuffs, Livestock, and Meat	1,223,220
773	Al-Raha Company for Importing Foodstuffs, Livestock, and Meat	1,218,844
774	Qalat Al-Mukhtar Company for Importing Computers and Accessories	1,213,165
775	Rabiana Al-Muttahida Company for Importing Personal Care Supplies	1,212,366
776	Itar Al-Afdal Company for Importing Transportation Means and Accessories	1,208,246
777	Haram Al-Shifa Company for Importing Medical Equipment and Mother and Child Supplies	1,206,089
778	Al-Tanmia Company for Importing Oil Equipment and Devices	1,201,460
779	Al-Ghazala Company for Importing Building Materials and Sanitary Ware and Accessories	1,199,597
780	Al-Tanmia Al-Handasiya Company for Manufacturing Trailers	1,199,581
781	Al-Samt Company for Importing Medicines, Medical Equipment, Medical Supplies, and Mother and Child Supplies	1,198,562
782	Al-Mawarid Al-Muttahida Company for Importing Foodstuffs	1,195,918
783	Al-Taquaddum Al-Watani Company for Importing Building Materials and Sanitary Ware and Accessories	1,195,442

784	Issam and Partners Company for Coffee Manufacturing	1,194,169
785	Zuhal Al-Jadida Company for Importing Transportation Means and Accessories	1,193,558
786	Al-Qalaa Company for Importing Agricultural Supplies	1,188,177
787	Dar Al-Yusr Company for Food Industries	1,187,700
788	Dar Al-Jood Company for Manufacturing Cardboard, Bags, and Paper Packaging	1,184,994
789	Electron Al-Tijariya Company for Importing Electrical and Non-Electrical Devices and Spare Parts	1,181,331
790	Majmouat Al-Amal Al-Tibiya Company for Importing Medicines and Medical Equipment	1,177,173
791	Bayan Al-Khair Al-Mutawasil Company for Importing Building Materials and Sanitary Ware and Accessories	1,177,078
792	Al-Risala Company for Importing Foodstuffs	1,176,067
793	Najmat Biladi Company for Manufacturing Aluminum, PVC, and Accessories	1,174,436
794	Al-Sadaqa Al-Raqiya Company for Importing Building Materials and Sanitary Ware and Accessories	1,173,780
795	Al-Wathiqah Al-Asliya Company for Importing Transportation Means and Accessories	1,166,873
796	Al-Raida Company for Manufacturing Building Materials	1,161,915
797	Al-Usra Al-Mithaliya Company for Food Industries	1,159,216
798	Hoqool Al-Ghiza Company for Importing Livestock and Meat	1,158,840
799	Al-Fikra Al-Haditha Company for Importing Foodstuffs	1,155,311
800	Dana Al-Ibda Company for Importing Mother and Child Supplies	1,154,961
801	Al-Bayadir Al-Khadraa Company for Importing Spare Parts for Various Transportation Means and Accessories	1,153,679
802	Al-Rawabi Al-Dhahabiya Company for Importing Building Materials and Sanitary Ware	1,150,875
803	Al-Ittihad Al-Raida Company for Importing Furniture	1,147,728
804	Taj Al-Alamiya Al-Mumayaz Company for Importing Electrical and Non-Electrical Devices and Spare Parts	1,147,378
805	Ghalia Company for Food Industries	1,145,964
806	Al-Alamiya Al-Mumtaza Company for Importing Transportation Means	1,144,866
807	Al-Majmoua Al-Libiya Company for Importing Air Conditioning and Heating Systems	1,144,394
808	Al-Rifaq Al-Judud Company for Importing Livestock and Meat	1,143,188
809	Al-Sada Al-Mumtazoun Company for Food Industries	1,137,766
810	Delta Al-Muttahida Company for Manufacturing Packaging Materials	1,135,511
811	Al-Tawafuq Al-Daem Company for Importing Foodstuffs	1,133,222

812	Al-Ain Al-Sahira Company for Importing Foodstuffs	1,131,702
813	Al-Muthmira Company for Importing Foodstuffs	1,130,856
814	Al-Sunbula Al-Fariqa Company for Importing Foodstuffs	1,127,423
815	Al-Muttahida Company for Manufacturing Aluminum, PVC, and Decoration	1,127,349
816	Kanzy Company for Importing Medical Equipment, Medicines, Medical Supplies, and Mother and Child Supplies	1,125,232
817	Al-Himma Company for Importing Medicines and Medical Equipment	1,124,665
818	Duroob Al-Rakhaa Company for Importing Foodstuffs	1,123,600
819	Arzaq Al-Mutawassit Company for Importing Foodstuffs, Livestock, and Meat	1,122,409
820	Sulouq Company for Poultry Breeding and Production	1,120,900
821	Al-Maysam Al-Dawliya Company for Importing Clothes, Textiles, and Leather Products	1,118,207
822	Shababeek Al-Asima Company for Importing Foodstuffs	1,116,337
823	Qimmat Al-Izdihar Company for Importing Mother and Child Supplies	1,114,237
824	Al-Libiya Al-Asriya Company for Importing Electrical, Non-Electrical, and Electronic Devices and Accessories	1,112,610
825	Abeer Al-Watan Company for Manufacturing Building Materials	1,106,000
826	Al-Ruwad Factory for Manufacturing Aluminum and PVC	1,103,959
827	Al-Bariq Al-Dawli Company for Manufacturing Electronic and Electrical Devices	1,100,000
828	Saba Company for Importing Foodstuffs	1,095,671
829	Al-Haqel Al-Akhdar Company for Importing Agricultural Machinery and Supplies and Spare Parts	1,093,289
830	Magdit Company for Food Industries	1,085,422
831	Al-Alamiya Company for Manufacturing Sweets and Foodstuffs	1,078,476
832	Al-Jadawi Al-Alamiya Company for Importing Clothes, Textiles, and Leather Products	1,076,265
833	Al-Shamila Al-Taquiya Company for Importing Electronic and Electrical Devices	1,073,514
834	Sah Lil-Taquiya Company for Importing Books, Stationery, and Office Equipment and Supplies	1,068,556
835	Afaq Al-Mustaqbal Company for Manufacturing Plastic Tools	1,063,000
836	Talmitah Al-Jadida Company for Importing Household Items	1,062,597
837	Al-Qita Al-Thabit Company for Manufacturing Aluminum	1,061,688
838	Al-Masar Al-Libi Company for Importing Foodstuffs, Livestock, and Meat	1,058,746
839	Qasr Al-Sadir Company for Importing Ceramics and Building Materials	1,057,947
840	Al-Diqa Al-Amna Company for Importing Transportation Means and Accessories	1,055,856

841	Al-Diyar Al-Alamiya Company for Importing Building Materials and Sanitary Ware and Accessories	1,051,540
842	Al-Tamayuz Factory for Manufacturing Aluminum and PVC	1,050,073
843	Al-Riyada Al-Alamiya Al-Oula Company for Importing Grains, Seeds, Feed, and Agricultural Supplies	1,050,000
844	Al-Rasikha Company for Importing Building Materials and Sanitary Ware and Accessories	1,048,390
845	Al-Marsa Company for Maritime Agencies	1,045,550
846	Al-Jadida Company for Food Industries	1,033,120
847	Al-Raida Al-Mumtaza Company for Importing Foodstuffs, Livestock, and Meat	1,023,750
848	Wahat Al-Tib Company for Importing Medical Equipment	1,023,000
849	Al-Wakeel Al-Alamiya Al-Oula Company for Importing Medicines, Mother and Child Supplies, and Medical Equipment	1,022,457
850	Al-Burj Al-Aali Company for Electronic and Electrical Industries	1,020,050
851	Duroob Al-Bidaa Company for Importing Agricultural Machinery and Supplies and Spare Parts	1,020,000
852	Verona Company for Importing Foodstuffs, Livestock, and Meat	1,018,692
853	Title Al-Tijariya Company for Importing Medical Equipment, Medicines, Medical Supplies, and Mother and Child Supplies	1,018,260
854	Ronaq Libya Company for Importing Medical Equipment, Medicines, Medical Supplies, and Mother and Child Supplies	1,016,250
855	Al-Rawda Company for Manufacturing Aluminum and PVC	1,015,064
856	Al-Mutajaddid Company for Importing Home and Office Furniture	1,014,457
857	Al-Ru'ya Al-Raqamiya Company for Importing Foodstuffs, Livestock, and Meat	1,010,950
858	Yafa Al-Tijariya Company for Importing Medical Equipment, Medicines, Medical Supplies, and Mother and Child Supplies	1,007,706
859	Aseel Company for Importing Cleaning Materials	999,396
860	Al-Atlas Al-Alamiya Company for Importing Medicines, Medical Supplies, and Mother and Child Supplies	994,206
861	Belhaj Factory for Manufacturing Mats and Accessories from Plastic and Aluminum	991,574
862	Al-Aseel Company for Food Industries	991,133
863	Al-Rabee Factory for Manufacturing Sweets and Packaging and Wrapping Pulses	991,077
864	Sultan Al-Khair Company for Importing Foodstuffs	990,000

865	Al-Qasr Al-Malaki Company for Importing Medical Equipment, Medicines, Medical Supplies, and Mother and Child Supplies	982,436
866	Wadi Al-Hayat Company for Importing Raw Materials	980,485
867	Al-Amir Al-Libiya Company for Importing Foodstuffs, Livestock, and Meat	980,325
868	Tarso Company for Oil Services	978,576
869	Jusoor Al-Tijara Company for Importing Foodstuffs and Live Animals	977,481
870	Al-Ayadi Company for Manufacturing Building Materials	976,681
871	Bariq Al-Asr Al-Dawliya Company for Importing Building Materials and Sanitary Ware and Accessories	976,430
872	Alam Al-Qiyada Company for Importing Transportation Means	975,785
873	Nahj Al-Asima Company for Furniture Manufacturing	973,176
874	Manarat Shahat Factory for Aluminum	970,930
875	Al-Rabee Company for Manufacturing Diapers, Health Care Supplies, and Cleaners	967,608
876	Al-Mutawira Company for Importing Electrical Devices and Spare Parts	967,089
877	Khutut Atlas Company for Importing Electrical and Non-Electrical Devices, Spare Parts, and Electronic Devices	965,150
878	Bir Liyas Company for Importing Agricultural Machinery and Supplies and Spare Parts	960,569
879	Wadi Zain Company for Importing Medicines, Medical Supplies, and Mother and Child Supplies	948,731
880	Al-Wataniya Company for Importing Heavy Machinery and Equipment, Supplies, Spare Parts, and Factory Equipment	945,865
881	Al-Kawkab Al-Dhahabi Company for Importing Electronic Devices, Accessories, and Spare Parts	940,639
882	Abu Bakr Salem Malouq Factory for Paper Manufacturing	940,500
883	Al-Taaouniya Company for Iron Industries	939,155
884	Al-Tawasul Al-Mudee Company for Importing Foodstuffs, Livestock, and Meat	938,268
885	Al-Bunduqiya Company for Importing Foodstuffs	937,267
886	Naseem Al-Bahr Misrata Company for Food Industries	934,794
887	Sayidat Al-Ghitha Company for Importing Foodstuffs, Livestock, and Meat	932,400
888	Al-Abanos Company for Furniture Manufacturing	931,479
889	Al-Burj Al-Mutawassit Company for Importing Transportation Means and Accessories	919,660
890	Al-Najm Al-Qutbi Company for Importing Electrical and Household Devices	917,500
891	Sanabel Al-Zahraa Company for Importing Barn Equipment and Agricultural Supplies	917,145

892	Dhat Al-Rimal Company for Importing Foodstuffs	902,393
893	Qimmat Al-Iraqah Company for Importing Clothes	902,200
894	Anoud Al-Jabal Company for Importing Foodstuffs	899,994
895	Naeem Biladi Company for Importing Foodstuffs	898,176
896	Al-Rahma Factory for Manufacturing Aluminum Doors and Windows	896,912
897	Babel Al-Haditha Company for Importing Clothes, Textiles, Shoes, and Leather Products	894,054
898	Al-Qalaa Company for Manufacturing Soap and Cleaning Materials	891,620
899	Atoor Al-Wadi Company for Importing Foodstuffs, Livestock, and Meat	890,563
900	Al-Sadaqa Al-Haditha Company for Communication Services, Information Technology, and Programming	890,075
901	Ater Al-Sharq Company for Importing Cleaning Materials	889,804
902	Ital Al-Dawliya Company for Importing Building Materials and Sanitary Ware and Accessories	884,930
903	Daleel Al-Amakin Company for Importing Electrical and Non-Electrical Devices, Spare Parts, and Electronic Devices	884,330
904	Havana Company for Installing and Maintaining Systems of All Kinds	883,100
905	Al-Saraya Al-Alamiya Company for Wood Industries	882,443
906	Libya Hurra Company for Importing Generators, Machinery, Electrical Equipment, and Spare Parts	877,740
907	Abin Company for Importing Heavy Machinery, Equipment, Supplies, Spare Parts, and Factory and Workshop Equipment	875,600
908	Rimas Libya Company for Oil Services	862,300
909	Adwaa Akakus Company for Importing Foodstuffs	861,393
910	Al-Hira Company for Manufacturing Electronic and Electrical Devices	848,750
911	Al-Diyar Al-Arabiya Company for Importing Building Materials and Sanitary Ware and Accessories	846,227
912	Manahil Al-Maamar Company for Importing Building Materials and Sanitary Ware	840,389
913	Al-Ridwan Company for Importing Medicines	839,800
914	Nafidat Al-Alam Al-Jadeed Company for Importing Foodstuffs	839,500
915	Sahel Al-Hanshir Company for Importing Electrical Devices, Spare Parts, and Electronic Devices and Accessories	838,585
916	Majmouat Qara Libya Company for Importing Transportation Means, Accessories, and Spare Parts	836,915

917	Rama Al-Libiya Company for Plastic Industries	829,332
918	Majmouat Buyout Al-Izz Company for Importing Building Materials, Sanitary Ware, and Electrical Materials	826,390
919	Anarat Al-Mutawassit Company for Importing Electrical and Non-Electrical Devices	825,778
920	Al-Mustasagh Company for Importing Mother and Child Supplies	824,792
921	Al-Shifa Company for Importing Medicines	824,168
922	Rahma Libya Company for Manufacturing Machinery, Equipment, Agricultural Supplies, and Assembling and Installing Generators	819,449
923	Lamsat Al-Marh Company for Importing Books and Stationery	814,794
924	Areej Al-Ghitha Company for Importing Foodstuffs	814,369
925	Ghadames Company for Air Transport	814,282
926	Al-Zahiya Company for Importing Medicines, Medical Equipment, Medical Supplies, and Mother and Child Supplies	812,629
927	Al-Mazare Al-Watani Company for Importing Agricultural Machinery and Supplies and Spare Parts	810,024
928	Al-Shahid Al-Mumayaz Company for Importing Foodstuffs	805,650
929	Libya Al-Mumtaza Company for Metal Manufacturing and Forming	805,462
930	Al-Zumurruda Al-Jadida Company for Importing Raw Materials	804,258
931	Al-Lamsa Company for Importing Furniture and Its Complements	802,826
932	Al-Akeed Al-Akeed Company for Medical Services	800,000
933	Al-Tahaddi Al-Samid Company for Mills and Feed	799,410
934	Al-Badia Al-Areeqa Company for Food Industries	798,312
935	Apollonia Pharma Company for Importing Medicines and Mother and Child Supplies	796,517
936	Biladi Factory for Paint Manufacturing	795,445
937	Al-Tahakom Company for PVC, Aluminum, and Glass Industries	789,178
938	Saharina Company for Importing Cleaning Materials (Limited Liability)	783,991
939	Qubtan Libya Company for Importing Foodstuffs, Livestock, and Meat	783,518
940	Rimal Libya Company for Communications and Information Technology	780,100
941	Al-Itar Al-Hadith Company for Importing Cars and Spare Parts	776,006
942	Daman Al-Jawda Company for Importing Foodstuffs, Livestock, and Meat	774,564
943	Asas Al-Ittihad Company for Glass Manufacturing and Its Supplies	774,537
944	Sulouq Company for Manufacturing Building Materials of All Types	772,500
945	Al-Rifaqa Company for Importing Building Materials and Sanitary Ware	771,004

946	Sultan Company for Food Industries, Water Bottling, and Beverages	769,031
947	Tatawur Libya Company for Importing Building Materials, Sanitary Ware, and Accessories	768,607
948	18. Maamar Libya Al-Dawliya Company for General Contracting and Real Estate Investment	765,445
949	Al-Bunyan Al-Aali Company for Manufacturing Steel, Aluminum, and PVC Doors and Windows	762,682
950	Al-Mutafawwiqa Company for Importing Electronics	761,940
951	Al-Ghazala Al-Libiya Company for Importing Foodstuffs	761,882
952	Jabal Al-Noor Company for Importing Clothes, Textiles, and Leather Products	761,229
953	Al-Ittihad Al-Arabi Company for Importing Medicines, Medical Equipment, Medical Supplies, and Mother and Child Supplies	760,624
954	Aslanta Company for Importing Electronic Devices	760,124
955	Al-Diyafa Al-Libiya Company for Importing Foodstuffs	753,999
956	Al-Ghad Company for Assembling and Manufacturing Electronics, Various Software, and Spare Parts	753,933
957	Al-Rabee Factory for Manufacturing Cleaning Materials	752,703
958	Belhaj Al-Dawliya and Partners Company for Importing Electrical and Non-Electrical Devices and Spare Parts	751,879
959	Badr Al-Noor Company for Importing Foodstuffs	751,400
960	Al-Tanmia Al-Haditha Company for Manufacturing PVC Sheets, Profiles, and Pipes	751,130
961	Al-Ruwad Al-Dawli Factory for Clothing Manufacturing	744,826
962	Al-Ridwan Company for Importing Electrical and Household Materials	743,768
963	Al-Zaytouna Al-Khadraa Company for Importing Agricultural Machinery and Supplies and Spare Parts	742,584
964	Bin Faraj Company for Importing Tires and Batteries (Limited)	740,506
965	Medico Company for Importing Medicines, Medical Equipment, Medical Supplies, and Mother and Child Supplies	739,759
966	Al-Diwan Company for Importing Medicines, Medical Equipment, and Medical Supplies	739,269
967	Maida Al-Rahman Company for Importing Foodstuffs	738,820
968	Al-Mumtaz Company for Maritime Agencies	736,452
969	Al-Taj Al-Ghitha Al-Dhahabi Company for Importing Foodstuffs, Livestock, and Meat	734,789
970	Al-Mahri Al-Saree Company for Freight Transport (Limited)	725,000
971	Al-Tanmia Al-Dawliya Company for Importing Various Transportation Means and Accessories	723,800

972	Al-Bina Al-Yaqeen Company for Importing Electrical and Non-Electrical Devices, Spare Parts, and Electronic Devices	722,685
973	Al-Namaa Al-Falahi Company for Importing Agricultural Materials and Supplies and Spare Parts	721,214
974	Al-Barnia Company for Importing Medicines, Medical Equipment, Medical Supplies, Laboratories, and Mother and Child Supplies	720,473
975	Al-Tanara Company for Fishing and Canning Fish	718,770
976	Al-Tawfiqiya Al-Libiya Company for Importing Various Transportation Means and Accessories	715,642
977	Medica Company for Importing Medicines, Medical Supplies, and Mother and Child Supplies	715,292
978	Al-Asala Al-Ra'ia Company for Importing Furniture	714,345
979	Al-Shorouq Al-Libiya Company for Poultry Breeding and Hatching	710,407
980	Bashaer Al-Tahrir Company for Importing Foodstuffs, Livestock, and Meat	707,912
981	Miftah Company for Importing Clothes, Textiles, and Leather Products	707,746
982	Al-Musanada Al-Libiya Company for Importing Transportation Means and Accessories	705,202
983	Caracas Company for Importing Foodstuffs	704,950
984	Fakhr Libya Al-Awal Company for Importing Cars and Spare Parts	702,000
985	Steel Al-Dawliya Company for Iron Industries	701,770
986	Al-Marai Al-Oula Company for Importing Foodstuffs, Livestock, and Meat	700,849
987	Al-Mutaalia Company for Communications and Technology	700,745
988	Al-Nil Al-Arabi Company for Oil Services	698,360
989	Al-Khaleej Company for Manufacturing Insulating Panels	697,950
990	Afaq Al-Tatweer Company for Manufacturing Aluminum and PVC	696,941
991	Al-Tadamun Al-Arabi Company for Food Industries	694,542
992	Titan Company for Importing Clothes, Shoes, and Leather Products	694,392
993	Buyout Al-Izz Company for Manufacturing Building Materials	693,791
994	Clean Al-Dawliya Company for Importing Beauty Products, Hardware, and Cleaning Materials	692,268
995	Al-Nokhba Company for Industrial Investment (Limited Liability)	691,815
996	Al-Khalil Company for Importing Transportation Means and Accessories	690,100
997	Shomou Al-Insha'at wa Al-Sina'at Al-Ma'daniya Company	690,082
998	Aryaf Biladi Company for Importing Foodstuffs	688,385

999	Al-Amiral Company for Importing Cleaning Materials, Beauty Products, and Hardware	684,411
1000	Al-Muttahida Company for Insurance (Joint Stock)	682,042
1001	Yakoota Company for Insurance (Joint Stock)	680,533
1002	Candy Company for Importing Foodstuffs, Livestock, and Meat	680,013
1003	Al-Jawda Al-Mutakamilah Company for Importing Agricultural Machinery and Supplies and Spare Parts	680,000
1004	Nardeen Al-Hayat Company for Importing Clothes, Textiles, and Leather Products	680,000
1005	Al-Dawliya Company for Importing Agricultural Materials and Supplies	680,000
1006	Wadi Bi Company for Manufacturing Feed and Agricultural Supplies	680,000
1007	Al-Taqaddum Company for Metal and Plastic Industries	678,945
1008	Ittihad Al-Electronat Company for Importing Electronic and Electrical Devices	678,805
1009	Al-Thuraya Company for Importing Building Materials, Sanitary Ware, and Accessories	678,100
1010	Al-Manqalah Company for Importing Foodstuffs	676,720
1011	Al-Sawab Al-Muneer Company for Importing Electrical and Non-Electrical Devices and Spare Parts	674,383
1012	Arar and Partners Company for Importing Foodstuffs	671,333
1013	Bawabat Libya Company for Importing Medical Equipment, Medical Supplies, and Mother and Child Supplies	670,456
1014	Al-Nawafidh Al-Asriya Company for Manufacturing PVC and Aluminum	668,186
1015	Sanabel Al-Andalus Company for Importing Foodstuffs	663,546
1016	Dar Al-Tijara Company for Importing Foodstuffs, Livestock, and Meat	660,848
1017	Ahadath Al-Muharikat Company for Importing Various Transportation Means and Spare Parts	660,000
1018	Ambasa Company for Importing Building Materials of All Types	660,000
1019	Al-Noor Al-Haditha Company for Importing Foodstuffs	659,025
1020	Al-Manara Al-Alamiya Company for Importing Transportation Means and Accessories	658,136
1021	Wahat Al-Asima Company for Importing Foodstuffs	657,673
1022	Al-Tawakul Company for Importing Household and Electrical Materials	655,540
1023	Al-Majd Company for Importing Dental Equipment	654,344
1024	Al-Baskal Company for Importing Electrical and Household Materials	653,942
1025	Al-Muzn Company for Importing Sulfur, Its Supplies, and Lighters	653,600
1026	Al-Imkaniyat Company for Importing Electrical and Non-Electrical Devices, Spare Parts, and Electronic Devices	651,285

1027	Al-Jawda Al-Mutaqadima Al-Haditha Company for Food Industries	651,000
1028	Al-Ayqouna Al-Jadida Company for Manufacturing Hangars and Mobile Homes	650,700
1029	Al-Jidar Al-Jadeed Company for Importing Heavy Machinery and Equipment, Supplies, and Spare Parts	650,000
1030	Al-Yasmeen Company for Manufacturing Bakery and Confectionery Products	648,397
1031	Al-Shafaq Company for Information Technology	645,000
1032	Al-Sharq Company for Importing Electrical and Non-Electrical Devices and Spare Parts	643,765
1033	Amasi Company for Importing Foodstuffs	643,750
1034	Al-Zaytouna Company for Plastic Industries	642,980
1035	Alama Al-Sharq Company for Importing Foodstuffs, Livestock, and Meat	639,252
1036	Al-Malika Al-Dhahabiya Company for Importing Mother and Child Supplies	633,714
1037	Al-Hadatha Al-Dawliya Company for Importing Transportation Means, Spare Parts, Tires, and Batteries	633,200
1038	Noor Al-Istiqama Company for Importing Medicines, Medical Supplies, Medical Equipment, and Mother and Child Supplies	631,890
1039	Victoria Company for Importing Foodstuffs	630,074
1040	Mafco Company for General Contracting and Real Estate Investment	629,981
1041	Rouh Libya Company for Importing Medicines, Medical Supplies, and Mother and Child Supplies	626,745
1042	Al-Mustaqbal Factory for Plastic Industries	625,500
1043	Emaar Al-Mudun Company for Manufacturing Building Materials and Cement Bricks	623,628
1044	Al-Sahm Al-Lami Company for Importing Building Materials and Sanitary Ware	623,197
1045	Atoor Al-Wadi Company for Importing Medical Equipment, Medical Supplies, and Mother and Child Supplies	618,960
1046	Abudabus Factory for Manufacturing Plastic Containers and Household Items	617,259
1047	Leen Al-Alamiya Company for Importing Foodstuffs	616,512
1048	Al-Rukn Al-Electrni Company for Manufacturing Electronic and Electrical Devices	615,790
1049	Al-Taryaq Al-Dawa'iyah Company for Importing Medical Equipment, Medicines, Medical Supplies, and Mother and Child Supplies	612,551
1050	Jeel Al-Amal Company for Importing Livestock and Meat	611,868
1051	Al-Qasr Al-Dawliya Company for Importing Agricultural Equipment	610,821
1052	Noqtat Tawasul Raqamiya Company for Information and Technology	610,500
1053	Al-Dhiaa Al-Raqi Company for Iron Industries	608,535

1054	Rukn Al-Mutawassit Company for Manufacturing Electronic and Electrical Devices	605,875
1055	Sheba Company for Installing and Maintaining Systems of All Kinds	604,800
1056	Bitta Company for Importing Electrical and Non-Electrical Devices, Spare Parts, and Electronic Devices	604,230
1057	Dunia Al-Siha Company for Importing Medicines, Medical Supplies, and Mother and Child Supplies	603,383
1058	Al-Qalaa Al-Haditha Company for Importing Foodstuffs	599,550
1059	Marafi Company for Food Industries and Vegetable Oils	595,666
1060	Al-Nahda Al-Libiya Company for Manufacturing Cardboard and Paper Products	595,475
1061	Al-Qalam Company for Installing, Maintaining, and Developing Systems of All Kinds	595,300
1062	Al-Kahraman Al-Muneer Company for Importing Electrical Devices and Materials	594,517
1063	Al-Imtiyaz Al-Akhir Company for Importing Foodstuffs	594,423
1064	Wadi Al-Hayat Company for Importing Transportation Means and Accessories	594,000
1065	Al-Alama Al-Oula Company for Importing Medical Equipment, Medicines, Medical Supplies, and Mother and Child Supplies	591,495
1066	Al-Ibda Al-Hurr Company for Importing Clothes, Textiles, and Leather Products	590,956
1067	Al-Lamsa Al-Malakiya Company for Importing Agricultural Machinery and Supplies and Spare Parts	586,900
1068	Aithran Al-Dawliya Company for Importing Meat and Live Livestock for Slaughter	586,574
1069	Al-Jawda Al-Aliya Company for Agricultural and Animal Investment	584,055
1070	Al-Alamiya Company for Prefabricated Buildings	581,480
1071	Al-Hawdaj Al-Aali Company for Importing Medical Supplies and Mother and Child Supplies	579,420
1072	Shumoos Al-Ghitha Company for Importing Foodstuffs, Livestock, and Meat	579,405
1073	Majmouat Afaq Company for Mills, Feed, and Rice Mills	577,133
1074	Al-Buhaira Company for Importing Cleaning Materials	576,598
1075	Al-Nahda Factory for Clothing Manufacturing	576,550
1076	Al-Burhan Al-Alamiya Company for Importing Foodstuffs, Livestock, and Meat	575,210
1077	Al-Burj Al-Alamiya Company for Importing Transportation Means and Accessories	575,000
1078	Bayt Al-Izdihar Company for Furniture and Kitchen Manufacturing	574,424
1079	Madrar Al-Ard Company for Importing Foodstuffs	573,554
1080	Al-Qarya Company for Importing Foodstuffs	571,737
1081	Al-Delta Company for Manufacturing Cleaning Materials	570,315

1082	Buhaira Al-Saraya Company for Importing Heavy Machinery and Equipment, Supplies, Spare Parts, and Factory Equipment	567,800
1083	Al-Bushra Company for Importing Medical Equipment and Medical Supplies	562,882
1084	Bayn Al-Nahrain Company for Importing Foodstuffs	561,600
1085	Libya Baytna Company for Importing Building Materials and Sanitary Ware and Accessories	560,423
1086	Yashfeen Al-Dawliya Company for Importing Medicines and Veterinary Serums	556,564
1087	Sultan Company for Contracts and Catering	552,381
1088	Al-Izdihar Factory for Wood Industries	551,454
1089	Buhaira Al-Saraya Company for Importing Electrical and Non-Electrical Devices and Spare Parts	550,432
1090	Ayadi Al-Shifa Company for Importing Medicines, Medical Equipment, and Medical Supplies	550,186
1091	Al-Inma Al-Hadith Company for Manufacturing Glass, Aluminum, and PVC	548,927
1092	Aseela Al-Fidhiya Company for Importing Building Materials and Sanitary Ware and Accessories	547,388
1093	Al-Burj Al-Ghitha Al-Jadeed Company for Importing Foodstuffs, Livestock, and Meat	546,750
1094	Al-Ghitha Al-Afdal Company for Importing Foodstuffs (Limited Liability)	545,082
1095	Al-Intilaka Al-Jadida Company for Importing Tires, Batteries, and Car Spare Parts	545,031
1096	Al-Tahadan Company for Importing Books and Stationery	543,927
1097	Al-Diffa Al-Areeqa Company for Importing Clothes, Textiles, and Leather Products	543,171
1098	Al-Ard Al-Bahira Company for Importing Agricultural Machinery and Supplies and Spare Parts	541,219
1099	Al-Raed Al-Hadith Company for Importing Transportation Means and Accessories	538,859
1100	Al-Mizan Al-Dhahabi Company for Importing Building Materials and Sanitary Ware and Accessories	535,875
1101	Noor Libya Al-Hurra Company for Importing Books and Stationery	532,000
1102	Al-Reem Company for Importing Medicines and Medical Equipment	530,932
1103	Mina Al-Dawliya Company for Importing Foodstuffs	530,430
1104	Al-Fahd Al-Asatouri Company for Importing Foodstuffs, Livestock, and Meat	528,210
1105	Group Sama Company for Importing Electrical and Non-Electrical Devices and Spare Parts	527,894
1106	Al-Ilaj Al-Akeed Company for Importing Medicines, Medical Supplies, and Mother and Child Supplies	525,750
1107	Zad Al-Aseel Company for Importing Foodstuffs	521,656
1108	Al-Noor Company for Importing Transportation Means and Accessories	519,672

1109	Al-Badeel Al-Alamiya Company for Importing Transportation Means and Accessories	519,500
1110	Sofana Company for Importing Foodstuffs, Livestock, and Meat	519,322
1111	Al-Dhafra Company for Importing Foodstuffs, Livestock, and Meat	518,301
1112	Al-Qistas Company for Importing Foodstuffs, Livestock, and Meat	517,667
1113	Al-Masdar Al-Alamiya Company for Importing Foodstuffs	515,754
1114	Ital Company for Importing Electrical and Non-Electrical Devices	515,624
1115	Tobaktis Factory for Sponge Manufacturing	515,400
1116	Al-Shamila Al-Oula Company for Importing Medical Equipment, Medical Supplies, and Mother and Child Supplies	514,694
1117	Al-Yasmeen Al-Jadida Company for Importing Cleaning Materials	513,649
1118	Rukn Al-Jazeera Company for Importing Cleaning Materials	513,249
1119	Al-Waha Al-Jadida Company for Importing Foodstuffs	510,990
1120	Al-Mutawir Al-Sharq Al-Awsat Company for Administrative Consulting, Training, and Qualification	510,800
1121	Al-Hadaeq Al-Haditha Company for Importing Agricultural Machinery and Supplies and Spare Parts	510,651
1122	Libya Al-Ataa Company for Importing Foodstuffs	510,052
1123	Al-Tadawul Al-Oula Company for Importing Foodstuffs	508,260
1124	Hattin Company for Importing Transportation Means and Accessories	507,840
1125	Shamal Afriqya Company for Importing Medicines and Medical Equipment (Limited Liability)	505,963
1126	Uloom Al-Ahyaa Company for Medical and Laboratory Services (Joint Stock)	504,310
1127	Al-Majmoua Al-Raeda Company for Manufacturing Cups and Café Supplies	503,904
1128	Al-Wifaq Company for Importing Transportation Means and Accessories	502,676
1129	Al-Safnat Al-Asliya Company for Importing Transportation Means and Accessories	502,287
1130	Al-Muqdam Company for Iron Industries	501,000
1131	Al-Atlas Al-Dawli Company for Importing Building Materials, Sanitary Ware, and Accessories	500,696
1132	Al-Ataa Al-Mutawasil Company for Furniture and Sponge Manufacturing	499,801
1133	Libya Al-Wataniya Al-Oula Company for Wood Industries and Furniture Manufacturing of All Types	497,585
1134	Anwar Al-Shoala Company for Importing Electrical Materials	495,839
1135	Mafkhara Al-Ard Company for Importing Transportation Means and Accessories	495,100

1136	Khatt Al-Ahlam Company for Importing Foodstuffs	492,462
1137	Al-Nabd Al-Jadeed Company for Communication and Information Technology	491,800
1138	Al-Makhzon Al-Tayyib Company for Importing Mother and Child Supplies	491,530
1139	Khozafiya Company for Importing Building Materials and Sanitary Ware	490,298
1140	Majmouat Al-Sufrani Company for Manufacturing Doors and Home Furniture	489,726
1141	Bab Al-Mustaqbal Company for Importing Car Spare Parts and Accessories	489,556
1142	Adrar Akakus Company for Importing Heavy Machinery and Equipment (Limited Liability)	489,211
1143	Delta Al-Muttahida Al-Oula Company for Importing Medicines, Medical Supplies, and Mother and Child Supplies	487,349
1144	Al-Munakh Al-Sharqi Company for Importing Foodstuffs	487,206
1145	Al-Oula Al-Haditha Company for Importing Electronic Devices and Accessories	486,000
1146	Hilal Al-Qamar Company for Importing Electronic, Electrical, and Non-Electrical Devices and Spare Parts and Accessories	484,950
1147	Ithmar Company for Importing Agricultural Machinery and Supplies and Spare Parts	484,731
1148	Belhaj Al-Alamiya Company for Manufacturing Doors, Windows, and Decoration Supplies	484,010
1149	Al-Itar Al-Amin Company for Importing Tires, Batteries, and Car Complements	483,851
1150	Lamsa Al-Oula Company for Importing Household, Electrical, and Electronic Devices	482,220
1151	Qatrat Al-Nada Al-Oula Company for Importing Pumps and Building Materials	473,981
1152	Almas Al-Jadeed Company for Importing Foodstuffs, Meat, and Livestock	472,017
1153	Asas Al-Alamiya Company for Importing Beauty Products, Hardware, and Cleaning Materials	468,223
1154	Argan Company for Importing Medicines, Medical Supplies, and Mother and Child Supplies	466,824
1155	Malameh Al-Noor Company for Food Industries	466,069
1156	Al-Diyafa Al-Libiya Company for Food and Beverage Industries	465,900
1157	Al-Muthmir Al-Awal Company for Importing Agricultural Materials, Equipment, and Supplies	465,581
1158	Tamasi Al-Alamiya Company for Food Industries	465,061
1159	Karzaz Factory for Plastic Industries	465,000
1160	Al-Nakheel Al-Dawliya Company for Importing Various Transportation Means, Machinery, Equipment, and Spare Parts	464,927
1161	Shamal Afriqya Al-Alamiya Company for Importing Electrical and Non-Electrical Devices and Spare Parts	464,635

1162	Rawasi Al-Sahra Company for Importing Oils, Greases, Transportation Means, and Accessories	464,507
1163	Al-Yaqeen Al-Mumayaz Company for Importing Foodstuffs, Livestock, and Meat	464,113
1164	Al-Ashiqaa Company for Plastic Industries	464,100
1165	Bayadir Al-Neama Company for Food Industries	462,191
1166	Al-Waha Company for Food Industries	461,651
1167	Al-Ghazal Company for Importing Clothes, Textiles, and Leather Products	460,000
1168	Wadi Al-Namaa Company for Importing Agricultural Machinery and Supplies and Spare Parts	458,350
1169	Sabeq Company for Importing Transportation Means and Accessories	457,628
1170	Zahra Al-Arab Company for Importing Beauty Products and Hardware	457,153
1171	Al-Jaleed Al-Abyad Company for Cooling, Air Conditioning, and Elevator Services	455,783
1172	Bayat Libya Company for Plastic Industries	454,202
1173	Madkhal Al-Bidaa Company for Importing Equipment, Factory, and Workshop Supplies	454,105
1174	Al-Jurf Company for Plastic Industries and Bags of Various Types and Sizes	453,390
1175	Al-Ikhwa Al-Muttahidoon Company for Importing Household Equipment, Devices, and Electrical Materials	452,890
1176	Al-Anees Company for Importing Beauty Products	452,343
1177	Al-Riyada Al-Alamiya Company for Importing Building Materials	448,514
1178	Shati Al-Nakheel Company for Iron Industries	448,005
1179	Al-Amthal Company for Importing Medicines, Medical Equipment, Medical Supplies, and Mother and Child Supplies	447,397
1180	Al-Basma Al-Tibiya Al-Dawliya Company for Importing Medicines and Medical Equipment	447,203
1181	Al-Hilal Company for Importing Electrical and Non-Electrical Devices and Spare Parts	447,099
1182	Al-Huda Company for Manufacturing Plastic Bags (Limited Liability)	446,843
1183	Al-Maida Al-Jadida Company for Importing Foodstuffs	445,526
1184	Al-Aryaf Al-Fidhiya Company for Importing Beauty Products, Hardware, and Cleaning Materials	444,960
1185	Al-Jawda Company for Manufacturing and Assembling Electrical, Household, and Electronic Materials	439,296
1186	Al-Omran Al-Bahir Company for Importing Building Materials, Sanitary Ware, and Accessories	438,812
1187	Al-Raya Company for Agricultural Production (Limited Liability)	437,055

1188	Al-Qitaat Al-Haditha Company for Aluminum Manufacturing	436,211
1189	Al-Manahil Al-Tibiya Company for Importing Medicines, Medical Materials, and Supplies	435,738
1190	Emaar Company for Iron and Corrugated Sheet Industries	432,710
1191	Al-Taqaddum Al-Mustadam Company for Manufacturing Mattresses and Sponge	432,375
1192	Nuzum Al-Taqniya Al-Haditha Company for Computer and Information Technology Services	429,472
1193	Khalf Al-Bihar Company for Importing Livestock and Meat	429,300
1194	Atlas Company for Importing Electronic, Electrical, and Household Devices	428,864
1195	Shamal Afriqya Al-Dawliya Company for Importing Generators, Electrical Devices, and Spare Parts	426,050
1196	Al-Israa Al-Haditha Company for Importing Foodstuffs, Livestock, and Meat	425,833
1197	Anwar Masalata Company for Importing Foodstuffs, Meat, and Livestock	424,155
1198	Al-Alama Al-Riyadiya Company for Importing Sports Supplies	421,180
1199	Al-Rimal Company for Importing Foodstuffs, Livestock, and Meat	418,470
1200	Al-Muttahida Company for Plastic Industries	417,745
1201	Al-Umma Al-Muttahida Company for Printing, Publishing, Media, Paper Industries, and Packaging	415,100
1202	Amjad Al-Thani Factory for Cleaning Material Industries	414,472
1203	Al-Nassajoon Al-Libiyoona Company for Carpet and Rug Manufacturing	414,277
1204	Al-Aruqa Company for Food Industries	413,960
1205	Saba Al-Muzdahira Company for Importing Building Materials, Sanitary Ware, and Accessories	413,238
1206	Al-Mutakhasis Factory for Manufacturing Aluminum and PVC Doors and Windows	412,455
1207	Jawad Al-Naeem Company for Importing Foodstuffs	411,193
1208	Shahd Al-Madina Company for Food Industries	410,002
1209	Al-Buraq Al-Awal Company for Importing Generators, Electrical and Non-Electrical Devices, and Spare Parts	409,528
1210	Matla Al-Fajr Company for Importing Medicines, Medical Supplies, and Mother and Child Supplies	408,546
1211	Sumood Al-Abraj Company for Importing Building Materials, Sanitary Ware, and Accessories	407,740
1212	Al-Fayhaa Al-Alamiya Company for Importing Medicines, Medical Equipment, Medical Supplies, and Mother and Child Supplies	402,500

1213	Nala Company for Importing Foodstuffs	400,562
1214	Sipes Libya Company for Joint Paint Manufacturing	400,050
1215	Idraj Al-Bustan Company for Manufacturing Cleaning Materials	400,000
1216	Sana Company for Manufacturing Wooden and Metal Furniture of All Types	395,214
1217	Ghout San Faz Company for Food Industries	393,731
1218	Al-Taqniya Company for Communications and Data	393,433
1219	Al-Kurdon Factory for Marble Cutting and Polishing	392,718
1220	Al-Bunyan Factory for Prefabricated Buildings	391,921
1221	Ramsa Company for Importing Medicines, Medical Supplies, and Medical Equipment	391,836
1222	Knouz Libya Company for Importing Cleaning Materials	391,669
1223	Al-Tanmia Company for Manufacturing Plastic Pipes	389,620
1224	Alam Al-Riyada Company for Importing Furniture and Furnishings	388,810
1225	Al-Juhd Al-Muthmir Company for Manufacturing PVC	388,774
1226	Al-Ithar Al-Jadeed Company for Importing Foodstuffs, Livestock, and Meat	387,567
1227	Sama Benghazi Company for Manufacturing Empty Boxes, Hangars, and Prefabricated Houses	387,435
1228	Al-Saraya Al-Hamra Company for Importing and Cutting Marble	386,876
1229	Al-Murouj Al-Samiya Company for Importing Medicines, Medical Supplies, and Mother and Child Supplies	386,566
1230	Shams Al-Aseel Company for Importing Electrical and Non-Electrical Devices, Spare Parts, and Electronic Devices	386,463
1231	Miyar Al-Oula Al-Alamiya Company for Importing Foodstuffs, Livestock, and Meat	385,000
1232	Al-Anwaf Al-Jadida Company for Importing Transportation Means, Spare Parts, Tires, Oils, and All Accessories	384,145
1233	Rukn Al-Ibda Company for Food Industries	381,232
1234	Qataf Al-Masiya Company for Iron Industries	380,173
1235	Al-Akeel Company for Importing Foodstuffs	379,437
1236	Al-Inara Al-Bayda Company for Importing Electrical Devices, Spare Parts, and Electronic Devices and Accessories	377,405
1237	Al-Sariya Factory for Manufacturing Sponge and Medical Mattresses	375,220
1238	Ward Al-Gharb Company for Importing Beauty Products, Hardware, and Cleaning Materials	374,916
1239	Takian Company for Importing Foodstuffs, Livestock, and Meat	374,400
1240	Al-Haditha Company for Importing Foodstuffs	372,994

1241	Dhu Al-Himam Company for Importing Medical Equipment	372,346
1242	Al-Sulb Factory for Manufacturing Corrugated Sheets	372,018
1243	Abr Al-Alam Company for Importing Building Materials	371,526
1244	Al-Qandooz Factory for Manufacturing Aluminum Mats	370,983
1245	Al-Majd Company for Importing Transportation Means and Accessories	370,618
1246	Al-Rabee Company for Agricultural and Animal Investment	370,185
1247	Al-Salama Company for Manufacturing Hangars and Corrugated Sheets	368,110
1248	Al-Azeema Company for Importing Foodstuffs (Joint Stock)	367,780
1249	Majmouat Al-Mawadda Company for Importing Beauty Products, Hardware, and Cleaning Materials	367,635
1250	Al-Rukn Al-Dhahabi Company for Importing Foodstuffs, Livestock, and Meat	367,539
1251	Biladi Al-Khair Company for Food Industries	366,832
1252	Danube Company for Importing Medicines, Medical Supplies, and Mother and Child Supplies	365,200
1253	Al-Fawaris Company for Importing Cars and Spare Parts	364,574
1254	Tayba Al-Dawliya Company for Importing Furniture and Complements	364,343
1255	Al-Mithaliya Al-Faniya Company for General Contracting	363,938
1256	Al-Fath Company for Importing Agricultural Supplies	363,212
1257	Marmar Libya Company for Importing Foodstuffs	361,200
1258	Shaheen Al-Mustaqbal Company for Importing Foodstuffs, Livestock, and Meat	360,230
1259	Al-Shaa'ir Company for Tourism Services	360,000
1260	Mayas Company for Importing Various Transportation Means and Accessories	359,864
1261	Al-Naqaa Al-Aali Company for General Contracting and Real Estate Investment	358,400
1262	Bariq Al-Adwiya Company for Importing Medicines and Medical Equipment	358,213
1263	Al-Jaraba Company for Importing Medical Equipment, Medical Supplies, and Mother and Child Supplies	357,336
1264	Banan Company for Importing Perfumes, Beauty Products, Hardware, and Cleaning Materials	355,089
1265	Dar Al-Karam Company for Importing Medical Supplies and Equipment	353,597
1266	Al-Qalaa Al-Haseena Company for Importing Building Materials, Sanitary Ware, and Accessories	351,768
1267	Safeenat Al-Ghitha Company for Importing Foodstuffs	350,738
1268	Jet Company for Importing Building Materials and Sanitary Ware	350,654

1269	Al-Riyada Al-Tijariya Company for Importing Cleaning Materials, Beauty Products, and Hardware	350,300
1270	Majmouat Al-Riyad Al-Dawliya Company for Importing Raw Materials for Factories and Operating Supplies	350,000
1271	Belhaj Factory for Manufacturing Car Radiators	350,000
1272	Majmouat Al-Jouri Company for Importing Cleaning Materials, Beauty Products, and Hardware	349,075
1273	Duroob Al-Furat Company for Food Industries	348,150
1274	Al-Duha Benghazi Factory for Aluminum Manufacturing	347,661
1275	Ilan Company for Importing Heavy Machinery, Equipment, and Spare Parts	345,419
1276	Khobara Al-Taqiya Company for Importing Communication and Computer Devices	344,985
1277	Al-Itraa Al-Qadeem Company for Importing Computers	344,231
1278	Shams Company for Metal Works and Mobile Homes Manufacturing	344,009
1279	Ras Al-Tooba Company for General Contracting and Real Estate Investment	343,692
1280	Al-Hizam Al-Zirai Company for Importing Agricultural Machinery and Supplies and Spare Parts	343,131
1281	Dar Al-Salam Company for Importing Foodstuffs	342,990
1282	Sallat Al-Ghitha Company for Importing Foodstuffs	341,225
1283	Al-Safwa Al-Raida Company for Plastic Industries	341,020
1284	Wafira Al-Ghitha Company for Importing Foodstuffs	340,450
1285	Al-Ittihad Al-Arabi Factory for Manufacturing Aluminum Doors and Windows	340,069
1286	Al-Noor Al-Abyad Company for Importing Agricultural Machinery and Supplies	340,000
1287	Murooj Libya Company for Importing Agricultural Machinery and Supplies and Spare Parts	340,000
1288	Al-Saba Al-Khadraa Company for Importing Agricultural Supplies and Machinery	340,000
1289	Nawar Company for Food Industries	339,623
1290	Al-Waleed Company for Importing Foodstuffs, Livestock, and Meat	339,563
1291	Al-Harouj Al-Raida Company for Wire Drawing and Nail Manufacturing	339,283
1292	Al-Masdar Al-Ameen Company for Importing Transportation Means and Accessories	336,200
1293	Alam Zain Company for Food Industries	335,800
1294	Sarh Misrata Company for Importing Transportation Means and Accessories	334,982
1295	Al-Ibram Company for Importing Foodstuffs	334,325
1296	Bianchi Company for Importing Clothes	334,223
1297	Ragab Ibrahim Al-Haj Ahmed Clothing Factory	333,509

1298	Wahat Libya Company for Importing Foodstuffs	332,800
1299	Al-Diyafa Libya Company for Importing Electronic and Electrical Devices	332,500
1300	Al-Aqla Company for Aluminum Manufacturing	331,728
1301	Tebesti Al-Alamiya Company for Importing Electrical and Electronic Devices and Spare Parts	331,625
1302	Al-Mumtaz Company for Importing Paint and Its Equipment	331,540
1303	Al-Qannas Company for Importing Transportation Means and Accessories	330,448
1304	Al-Yaqout Company for Plastic Industries (Subsidiary of Al-Madina Misrata Holding)	328,185
1305	Al-Fath Al-Dhahabiya Company for Electrical Industries	328,164
1306	Majmouat Al-Yaqout Company for Importing Electrical and Non-Electrical Devices, Spare Parts, and Electronic Devices	327,870
1307	Al-Rayhana Al-Alamiya Company for Importing Cleaning Materials	326,683
1308	Al-Ajwad Al-Dawa'iya Company for Importing Medicines, Medical Equipment, Medical Supplies, and Laboratory Consumables	326,078
1309	Al-Shorouq Company for Importing Factory and Workshop Equipment and Supplies	325,838
1310	Al-Salala Company for Importing Agricultural Machinery and Supplies and Spare Parts	323,662
1311	Atlas Company for Importing Agricultural Machinery, Feed of All Types, and Additives	323,200
1312	Al-Masa Al-Dhahabiya Company for Importing Medicines, Medical Equipment, Medical Supplies, and Mother and Child Supplies	322,226
1313	Shajarat Tayba Company for Importing Foodstuffs	322,066
1314	Al-Wafa Al-Amthal Company for Importing Foodstuffs	320,362
1315	Jama Libya Company for Importing and Distributing Electrical Equipment and Spare Parts	319,407
1316	Al-Adaa Al-Aali Company for Importing Building Materials	318,456
1317	Jabal Akakus Company for Furniture Manufacturing	315,340
1318	Majmouat Al-Anadoul Company for Importing Building Materials, Sanitary Ware, and Accessories	315,319
1319	Al-Dafniya Al-Haditha Company for Iron Industries	315,000
1320	Zahra Al-Alam Company for Importing Foodstuffs	315,000
1321	Al-Tayyibat Al-Libiya Company for Importing Medical Supplies and Mother and Child Supplies	315,000
1322	Rubia Company for Medical Equipment and Supplies	312,609
1323	Andra Company for Manufacturing Cleaning Materials	309,998
1324	Wahiba and Partners Company for Importing Foodstuffs, Livestock, and Meat	309,225
1325	Al-Jazeera Al-Kubra Company for Aluminum and Plastic Windows Manufacturing	308,541

1326	Strain Company for Importing Electrical and Non-Electrical Devices, Spare Parts, and Electronic Devices and Accessories	307,050
1327	Al-Bihar Al-Dawliya Company for Importing Medical Equipment	307,030
1328	Dari Al-Tijariya Company for Importing Transportation Means and Accessories	306,500
1329	Al-Tatweer Company for Importing Workshop and Factory Equipment	306,196
1330	Majmouat Al-Numan Company for Importing Medicines, Medical Equipment, and Supplies	306,139
1331	Noor Libya Al-Hurra Company for Importing Books and Stationery	304,560
1332	Al-Itqan Company for Aluminum and PVC Manufacturing	304,431
1333	Majmouat Al-Zuhour Company for Importing Foodstuffs	304,300
1334	Al-Najma Al-Oula Company for Importing Restaurant, Hotel, and Café Equipment	304,228
1335	Ater Al-Sanawbar Company for Importing Cleaning Materials and Beauty Products	303,777
1336	Al-Nakheel Factory for Food Industries	303,454
1337	Tabakt Company for Importing Electrical and Household Materials	302,614
1338	Al-Hulool Al-Daqiqa Company for Information Technology	301,983
1339	Al-Sadara Company for Manufacturing, Packaging, and Preparing Foodstuffs, Pulses, Nuts, and Coffee	300,563
1340	Al-Ard Al-Khadraa Company for Importing Foodstuffs, Livestock, and Meat	300,326
1341	Arkan Al-Sharq Company for Importing Flooring and Carpets	297,967
1342	Al-Usour Company for Importing Clothes, Textiles, and Leather Products	297,816
1343	Al-Majmoua Al-Dawliya Company for Importing Medicines and Medical Equipment	296,975
1344	Al-Niyazik Al-Dhahabiya Company for Importing Foodstuffs, Livestock, Meat, and Fresh Fruits	295,259
1345	Rama Al-Wataniya Company for Importing Medicines and Medical Equipment	295,170
1346	Ayar Company for Electromechanical Works	294,764
1347	Hannibal Company for Importing Beauty Products and Hardware (LLC)	293,273
1348	Boushriqiya Company for Importing Electrical Materials	291,331
1349	Al-Toud Al-Jadeed Company for Importing Heavy Machinery, Equipment, Supplies, Spare Parts, and Factory Equipment	290,220
1350	Al-Mustaqbal Factory for Gypsum and Decoration Manufacturing	289,795
1351	Al-Ain Factory for Plastic Industries	289,230
1352	Al-Hoqool Al-Khadraa Company for Importing Agricultural Equipment and Supplies	287,157
1353	Al-Masar Al-Hadith Company for Importing Heavy Machinery, Equipment, Supplies, Spare Parts, and Factory and Workshop Equipment	287,075

1354	Manar Al-Ghad Company for Importing Foodstuffs	286,985
1355	Al-Alama Al-Jadida Company for Importing Medical Equipment and Supplies	286,491
1356	Al-Jawhara Al-Libiya Al-Lamia Company for Importing Building Materials, Sanitary Ware, and Accessories	284,013
1357	Sahra Libya Company for Importing Cars and Spare Parts	282,874
1358	Kalbs Libya Company for Importing Books and Stationery	282,240
1359	Abnaa Belhaj Factory for Car Radiator Manufacturing	275,115
1360	Oya Al-Mutafawwiqa Company for Importing Medical Equipment	274,072
1361	Dunia Al-Siha Company for Importing Medicines, Serums, and Veterinary Vaccines	273,186
1362	Al-Batriq Company for Importing Building Materials, Sanitary Ware, and Accessories	272,594
1363	Qoot Company for Importing Foodstuffs, Livestock, and Meat	272,041
1364	Al-Ittihad Al-Arabi Company for Feed Manufacturing and Grain Milling	272,006
1365	Akakus Libya Company for Electromechanical Services	271,663
1366	Al-Khibra Al-Alamiya Company for Importing Medical Equipment, Medicines, and Medical Supplies	270,325
1367	Al-Nahda Company for Importing Building Materials, Sanitary Ware, and Accessories	270,278
1368	Tajhizat Al-Uboor Company for Importing Car Spare Parts	269,666
1369	Azdo Company for Importing Medical Equipment, Medicines, Medical Supplies, and Mother and Child Supplies	267,430
1370	Al-Dhiaa Al-Aali Company for Importing Medicines and Medical Equipment	266,997
1371	Al-Shati Company for Information Systems	266,962
1372	Majmouat Al-Shahid Company for Importing Foodstuffs	265,850
1373	Al-Raswa Company for Plastic Industries	265,100
1374	Sama Libya Al-Jadida Company for Importing Foodstuffs and Fresh Fruits	264,348
1375	Al-Hilal Al-Dawli Company for Importing Livestock and Meat	263,958
1376	Belhaj Al-Alamiya Company for Radiator Manufacturing	263,088
1377	Athaal Al-Dawliya Company for Importing Medicines, Medical Equipment, and Mother and Child Supplies	262,882
1378	Al-Sahari Al-Jadida Company for Iron Industries	262,288
1379	Al-Taqniya Al-Jadida Company for Importing Medicines, Medical Equipment, and Mother and Child Supplies	261,061
1380	Wadi Jumhour Company for Importing Toys and Sports Equipment	260,210
1381	Al-Dhahabiya Company for Glass Manufacturing	259,434

1382	Atayeb Al-Zad Company for Food Industries (Joint Stock)	255,547
1383	Qandi and Partners Company for Importing Cars, Spare Parts, and Accessories	255,047
1384	Tebesti Al-Oula Company for Importing Foodstuffs	254,856
1385	Al-Saqi Company for Water, Oil, Beverage, and Food Packaging	254,152
1386	Adwaa Al-Kristal Company for Importing Electrical and Non-Electrical Devices and Spare Parts	253,732
1387	Dar Al-Khalil Company for Medical Services (Joint Stock)	253,186
1388	Kalda Company for Importing Medicines, Medical Devices, Equipment, and Mother and Child Supplies	252,158
1389	Al-Tasami Company for Importing Medicines, Medical Equipment, Medical Supplies, and Mother and Child Supplies	251,906
1390	Al-Ittijahat Company for Mills and Feed	251,597
1391	Lammat Al-Ikhwa Company for Importing Foodstuffs	250,322
1392	Majmouat Al-Firdous Company for Importing Electronic and Electrical Devices and Spare Parts	250,000
1393	Al-Safi Company for Importing Building Materials, Sanitary Ware, and Accessories	247,649
1394	Al-Zahra Company for Importing Medical Equipment, Medicines, Medical Supplies, and Mother and Child Supplies	246,766
1395	Al-Saraya Factory for Manufacturing Aluminum Doors and Windows	245,481
1396	Al-Rawafid Al-Arabiya Company for Importing Workshop and Factory Equipment, Various Transportation Means, Spare Parts, and Raw Materials	245,344
1397	Al-Sharika Al-Libiya Al-Alamiya Al-Oula Company for General Contracting and Real Estate Investment	244,600
1398	Al-Fawaris Al-Jadida Company for Importing Foodstuffs	244,142
1399	Al-Ittijah Al-Awal Company for Importing Agricultural Supplies	244,031
1400	Al-Sinaa Al-Mutqana Company for Importing Goods and Workshop Equipment	243,427
1401	Akakus Al-Janoub Company for Importing Electronic Devices	243,230
1402	Abraj Al-Tijariya Company for Importing Foodstuffs	241,671
1403	Al-Nahda Al-Wataniya Company for Importing Transportation Means and Accessories	239,760
1404	Al-Alam Al-Jadeed Company for Importing Foodstuffs, Livestock, and Meat	239,676
1405	Majmouat Al-Qadi Company for Importing Furniture	239,548
1406	Al-Rabee Al-Abyad Company for Importing Furniture and Complements	238,858
1407	Jibal Akakus Company for Importing Transportation Means and Accessories	238,517

1408	Al-Dardafi Factory for Manufacturing Corrugated Sheets	238,080
1409	Al-Marfa Company for Importing Transportation Means and Accessories	237,872
1410	Al-Noor Company for Importing Foodstuffs	237,096
1411	Dar Al-Khibra Company for Importing Electrical and Non-Electrical Devices, Spare Parts, and Electronic Devices	236,931
1412	Ain Dawara Company for Importing Foodstuffs	236,338
1413	Al-Hibara Company for Importing Mother and Child Supplies, Medical Equipment, and Medical Supplies	235,212
1414	Adawat Al-Siha Company for Importing Medical Equipment	232,882
1415	Gharyan Al-Dawliya Company for Importing Electrical and Electronic Devices	232,695
1416	Al-Kanari Company for Veterinary Medicines and Pharmaceutical Products	232,522
1417	Al-Sunwan Al-Jadeed Company for Importing Foodstuffs, Livestock, and Meat	231,530
1418	Al-Mutawassitiya Al-Libiya Company for Importing Medicines and Medical Supplies	230,996
1419	Al-Deera Al-Dhahabiya Company for Importing Electronic and Electrical Devices	230,771
1420	Al-Mansoura Libya Company for Food Industries	230,695
1421	Jisr Afriqya Company for Importing Agricultural Equipment and Supplies	230,335
1422	Al-Fadaiyat Company for Importing Electronic Devices	230,000
1423	Labika Company for Importing Foodstuffs, Vegetables, Fruits, Livestock, and Meat	229,500
1424	Zahra Al-Bayt Company for Importing Furniture	229,484
1425	Al-Marjan Al-Dawliya Company for Importing Foodstuffs	229,350
1426	Al-Hulool Al-Tibiya Company for Importing and Installing Medical Equipment and Laboratories	226,572
1427	Al-Buraq Al-Dawliya Company for Importing Transportation Means, Oils, and Accessories	225,150
1428	Al-Azm Company for Importing Medicines, Medical Supplies, and Mother and Child Supplies	223,800
1429	Rihab Al-Madina Al-Fadila Company for Importing Foodstuffs, Livestock, and Meat	223,440
1430	Al-Isami Factory for Paint Manufacturing	223,284
1431	Al-Hadaf Company for Paper Industries	222,250
1432	Tabarak Al-Khair Company for Importing Foodstuffs, Livestock, and Meat	221,040
1433	Al-Lu'lu Al-Mumayaza Company for Importing Foodstuffs, Livestock, Meat, and Fresh Fruits	220,644
1434	Al-Jurf Company for Importing Foodstuffs	220,599
1435	Panorama Libya Company for Importing Foodstuffs	219,824
1436	Majmouat Al-Mahari Company for Importing Electrical Devices and Materials	219,792

1437	Liyas Company for Importing Fabrics and Textiles	219,185
1438	Mazaya Al-Manazel Company for Importing Electrical and Non-Electrical Devices	219,088
1439	Al-Masdar Al-Hadith Company for Manufacturing Building Materials and Sanitary Ware	218,681
1440	Nebras Al-Bina Al-Hadith Company for Importing Building Materials, Sanitary Ware, and Accessories	217,862
1441	Al-Tabadul Company for Importing Transportation Means and Workshop Equipment	217,649
1442	Al-Bahr Al-Kabeer Company for Importing Electrical Materials	216,769
1443	Zahra Al-Firdous Company for Importing Foodstuffs	215,814
1444	Libya Al-Muttahida Company for Importing Transportation Means and Accessories	214,400
1445	Al-Manar Company for Food Industries	213,921
1446	Sama Al-Taqiya Company for Internet and Information Technology Services	213,420
1447	Al-Marai Station for Poultry and Mothers	213,227
1448	Al-Mubadala Company for Importing Medicines and Medical Equipment	212,500
1449	Al-Daleel Al-Alami Company for Importing Transportation Means, Accessories, Spare Parts, Tires, Batteries, and Oils	212,207
1450	Al-Muttahida Company for Importing Toys and Sports Equipment	212,189
1451	Darat Company for Importing Foodstuffs, Livestock, and Meat	210,125
1452	Al-Mutasila Al-Libiya Company for Agricultural and Animal Production, Development, and Investment	210,000
1453	Al-Muzaroon Al-Arab Company for Importing Agricultural Equipment and Supplies	209,188
1454	Al-Rukn Al-Jadeed Company for Importing Building Materials and Sanitary Ware	208,360
1455	Al-Tafawuq Al-Zahir Company for Importing Transportation Means and Accessories	207,337
1456	Hadid Libya Al-Wataniya Company for Iron Industries	206,250
1457	Al-Shumoos Factory for Manufacturing Aluminum and PVC Doors and Windows	206,040
1458	Al-Tasahil Company for Importing Medical Equipment, Medicines, Medical Supplies, and Mother and Child Supplies	205,994
1459	Al-Surur Company for Manufacturing PVC and Aluminum	203,751
1460	Al-Azoom Company for General Contracting and Real Estate Investment	203,293
1461	Al-Khaleej Company for Importing Clothes, Textiles, and Leather Products	202,810
1462	Dawajin Libya Company for Poultry Breeding, Packaging, and Marketing	202,720
1463	Al-Imtiyaz Al-Dawliya Company for Plastic and Paper Industries	201,700
1464	Sihtak Al-Dawa'iyah Company for Importing Medical Equipment, Medicines, Medical Supplies, and Mother and Child Supplies	201,299

1465	Awafi Al-Khair Company for Importing Medical Equipment, Medicines, Medical Supplies, and Mother and Child Supplies	201,226
1466	Al-Nebras Company for Importing Agricultural Equipment and Supplies and Spare Parts	201,119
1467	Al-Sawaed Company for Wood Industries	200,855
1468	Al-Majdoub Factory for Manufacturing Car Exhaust Parts	200,760
1469	Asda Libya Company for Importing Electrical Devices and Spare Parts	200,000
1470	Al-Khalil Al-Alamiya Company for Importing Clothes and Textiles	200,000
1471	Ishada Company for Importing Clothes, Textiles, and Shoes	199,204
1472	Oras Company for Importing Furniture	198,937
1473	Al-Jeel Al-Qadem Company for Importing Medicines and Medical Equipment	198,470
1474	Rabwat Al-Gharb Company for Importing Foodstuffs	198,376
1475	Fathi Ali Mohamed Al-Qurbazi Mill	197,760
1476	Al-Nujoom Al-Jadida Company for Importing Foodstuffs, Livestock, and Meat	197,525
1477	Majmouat Al-Khaleej Company for Manufacturing Building Materials and Clinker Grinding	196,858
1478	Al-Khaleej Al-Sharqi Company for Importing Medicines	196,750
1479	Sima Al-Mumayaza Company for Importing Foodstuffs, Livestock, and Meat	196,469
1480	Al-Qalaa Al-Dhahabiya Company for Importing Cars and Spare Parts	189,570
1481	Fakhama Al-Jibal Company for Manufacturing Building Materials	187,545
1482	Al-Az Al-Dawliya Company for Food Industries	185,994
1483	Al-Rawi Company for Importing Agricultural Equipment and Supplies and Spare Parts	185,707
1484	Mawasem Dawair Al-Khair Company for Agricultural Services and Investment	185,483
1485	Qasr Al-Manara Company for Importing Furniture	184,860
1486	Al-Alamiya Al-Kubra Company for Importing Medicines and Medical Supplies	183,870
1487	Al-Rabee Al-Oula Company for Importing Medicines and Medical Equipment	183,820
1488	Al-Abreeq Al-Dhahabi Company for Importing Household Materials	182,962
1489	Tripoli Al-Alamiya Company for Importing Foodstuffs	181,794
1490	Shorouq Misrata Company for Manufacturing Metal Structures and Mobile Homes	180,908
1491	Jawharat Al-Sahel Al-Libiya Company for Importing Foodstuffs, Livestock, and Meat	180,879
1492	Al-Libiya Al-Haditha Company for Importing Medical Equipment, Medicines, Medical Supplies, and Mother and Child Supplies	180,027
1493	Muharrrik Libya Company for Importing Electrical and Non-Electrical Devices, Spare Parts, and Electronic Devices	179,910
1494	Thasis Company for Marble and Granite Manufacturing	179,821

1495	Farasin Company for Importing Foodstuffs	179,582
1496	Qasr Al-Khalil Company for Importing Electrical and Non-Electrical Devices, Spare Parts, and Electronic Devices	179,516
1497	Al-Mahaseel Al-Ghitha'iya Company for Importing Foodstuffs	178,776
1498	Ansam Al-Andalus Company for Importing Medicines, Medical Supplies, and Mother and Child Supplies	178,000
1499	Majmouat Al-Samt Company for Importing Medicines and Medical Equipment	177,030
1500	Afriqya Al-Jadida Company for Importing Building Materials, Sanitary Ware, and Accessories	176,203
1501	Al-Faniya Company for Aluminum Manufacturing	175,868
1502	Al-Safwa Al-Mudhila Company for Importing Cleaning Materials	174,964
1503	Al-Masdar Al-Hadith Company for Importing Stationery and Office Supplies	174,613
1504	Majmouat Al-Fahd Company for Importing Foodstuffs, Meat, and Livestock	173,938
1505	Al-Murabbi Company for Feed Manufacturing and Milling	173,794
1506	Wahat Al-Nakheel Al-Areeqa Company for Importing Foodstuffs	173,654
1507	Al-Alamiya Factory for Marble	173,619
1508	Al-Daleel Al-Tibi Company for Importing Medicines and Medical Supplies	173,592
1509	Al-Omran Al-Sati' Company for Importing Building Materials and Sanitary Ware	171,895
1510	Rikaz Factory for Plastic Industries	171,895
1511	Al-Madhi Company for Importing Household and Electrical Materials	171,782
1512	Emeza Company for Tourism Services	171,680
1513	Al-Tafawuq Company for Importing Medical Equipment and Supplies	171,269
1514	Al-Suhaila Company for Importing Foodstuffs	171,095
1515	Al-Salama Al-Mihaniya Company for Safety Equipment and Road and Environmental Supplies	171,046
1516	Opal Company for Importing Foodstuffs	170,000
1517	Al-Asala Al-Da'ima Company for Marble and Granite Manufacturing	170,000
1518	Al-Riwaq Company for Plastic Industries	170,000
1519	Jibal Tebesti Company for Marble Manufacturing	169,255
1520	Al-Bina Al-Rasikh Company for Importing Building Materials, Sanitary Ware, and Accessories	168,821
1521	Ittihad Al-Azyaa Company for Importing Clothes, Leather Products, and Hardware	168,461
1522	Al-Muzn Company for Importing Foodstuffs, Livestock, and Meat	167,670

1523	Al-Arabiya Company for Importing Books and Stationery	167,490
1524	Techno Labda Factory for Aluminum, PVC, and Suspended Ceilings	166,932
1525	Al-Qawaed Company for Engineering Industrie	166,896
1526	Jibal Al-Safwa Company for Importing Building Materials, Sanitary Ware, and Accessories	166,852
1527	Bab Al-Hurriya Company for Importing Workshop Equipment	166,721
1528	Al-Hadaf Al-Sami Company for Importing Household and Electrical Materials	166,166
1529	Al-Tali'a Al-Bahira Company for Importing Building Materials, Sanitary Ware, and Accessories	166,027
1530	Al-Taqniya Al-Mutaqadima Company for Importing Agricultural Machinery and Equipment	165,818
1531	Alam Al-Ibda Company for Importing Raw Materials, Paint, and Plastic Containers	164,000
1532	Al-Manara Company for Hospital and Hotel Equipment	163,563
1533	Al-Tadawul Company for Financial and Electronic Brokerage (Joint Stock)	163,523
1534	Majmouat Al-Sharif Company for Importing Building Materials, Sanitary Ware, and Accessories	162,242
1535	Al-Qawarir Al-Dhahabiya Company for Importing Household, Electrical, Food, Clothing, and Stationery Materials	161,750
1536	Yashfeen Company for Importing Medical Equipment, Medicines, Medical Supplies, and Mother and Child Supplies	161,182
1537	Royal Company for Furniture, Kitchen Manufacturing, Carpentry, and Decoration	160,798
1538	Al-Mushar Company for Importing Building Materials, Sanitary Ware, and Accessories	160,045
1539	Al-Waseet Al-Libi Company for Food Industries	159,585
1540	Al-Bardi Company for Soft and Hygienic Paper Manufacturing	159,445
1541	Al-Wasiya Company for Importing Foodstuffs	158,717
1542	Al-Tatweer Al-Jadida Company for Tourism Investment	158,119
1543	Al-Ajniyah Al-Mutalaqa Company for Importing Electrical Devices	157,737
1544	Al-Raya Al-Haditha Company for Importing Medicines and Medical Equipment	157,088
1545	Bawabat Al-Jabal Company for Importing Foodstuffs, Livestock, and Meat	156,000
1546	Al-Borouj Company for Importing Building Materials, Sanitary Ware, and Accessories	155,425
1547	Al-Majd Factory for Plastic Bag Manufacturing	155,160
1548	Al-Emaar Al-Areeq Company for Importing Building Materials, Sanitary Ware, and Accessories	154,964
1549	Al-Khatt Al-Dhahabi Company for Plastic Pipe and Tank Manufacturing	154,782
1550	Ataa Al-Falah Al-Mutaymiz Company for Importing Agricultural Machinery	154,705

1551	Al-Mawadda Al-Wusta Company for Importing Foodstuffs, Livestock, and Meat	154,363
1552	Miyah Al-Najaa Company for Mineral Water	154,319
1553	Rimas Al-Raida Company for Importing Building Materials, Sanitary Ware, and Accessories	153,574
1554	Al-Mithaq Al-Dawliya Company for Importing Agricultural Machinery and Supplies and Spare Parts	153,213
1555	Al-Hafiza Al-Dhahabiya Company for Importing Foodstuffs	153,109
1556	Al-Raed Company for Importing Transportation Means and Accessories	152,040
1557	Al-Masdar Al-Waheed Company for Importing Clothes, Textiles, and Leather Products	151,935
1558	Al-Baraka Al-Jadida Company for Importing Foodstuffs, Livestock, and Meat	151,800
1559	Al-Oula Company for Trailer and Truck Body Manufacturing	151,358
1560	Tameer Al-Mabani Company for Importing Building Materials, Sanitary Ware, and Accessories	150,912
1561	Al-Najm Al-Mithali Company for Importing Clothes, Textiles, and Leather Products	150,875
1562	Aman Libya Company for Importing Safes and Furniture	150,864
1563	Al-Salala Al-Jadida Company for Importing Building Materials, Sanitary Ware, and Accessories	150,649
1564	Majmouat Al-Wameed Company for Importing Medicines and Medical Equipment	149,974
1565	Rubina Company for Marble and Granite Manufacturing	147,975
1566	Abyat Al-Mutawassit Company for Importing Building Materials, Sanitary Ware, and Accessories	147,767
1567	Janoub Al-Mutawassit Company for Electromechanical Works	147,001
1568	Al-Alamiya Factory for Tile Manufacturing	145,590
1569	Yanbou Al-Muheet Company for Importing Transportation Means, Spare Parts, and Accessories	145,294
1570	Al-Alam Al-Mutajaddid Al-Dawliya Company for Importing Foodstuffs, Livestock, and Meat	145,196
1571	Sunwan Company for Importing Electrical and Electronic Devices	145,109
1572	Al-Faris Al-Dawli Company for Importing Foodstuffs, Livestock, and Meat	145,035
1573	Tebesti Al-Dawliya Company for Importing Electrical Devices and Spare Parts	144,856
1574	Al-Imtiyaz Company for Importing Cleaning Materials	144,750
1575	Al-Mushirqi Company for Importing Medicines, Medical Equipment, and Mother and Child Supplies	143,640
1576	51. Al-Muthalath Company for PVC and Aluminum Manufacturing	143,513
1577	Mateen Company for Importing Mother and Child Supplies	143,047

1578	Al-Akhyar Company for Importing Foodstuffs	142,797
1579	Abnaa Al-Mukhtar Company for Importing Building Materials, Sanitary Ware, and Accessories	141,782
1580	Al-Hasad Company for Poultry Breeding, Agricultural, and Animal Production	141,739
1581	Jabal Nafusa Company for Importing Raw Materials	140,625
1582	Al-Tawheed Company for Printing and Publishing	140,599
1583	Al-Libiya Al-Asriya Company for Importing Medicines, Medical Equipment, and Medical Supplies	139,930
1584	Al-Salama Al-Sumood Company for Importing Building Materials, Sanitary Ware, and Accessories	139,584
1585	Aksir Al-Alam Company for Importing Medicines and Medical Equipment	139,529
1586	Al-Qutoof Al-Khadraa Company for Importing Agricultural Machinery and Supplies	138,954
1587	Al-Madina Pack Company for Manufacturing Metal Containers and Cans (Subsidiary of Al-Madina Misrata Holding)	138,210
1588	Al-Nada Company for Dairy Manufacturing and Its Derivatives	138,095
1589	Al-Imad Al-Haditha Company for Importing Furniture	137,390
1590	Al-Sanabel Al-Khadraa Company for Importing Foodstuffs	137,360
1591	Aqar Company for Oil Services	136,400
1592	Qimmat Al-Istibrq Company for Importing Clothes, Textiles, and Leather Products	135,600
1593	Elegant Company for Chocolate and Sweets Manufacturing	135,314
1594	Al-Mutawakkil Company for Manufacturing Aluminum and PVC Doors and Windows	134,193
1595	Aseel Al-Khair Company for Importing Foodstuffs	134,070
1596	Al-Kanar Company for Importing Transportation Means and Accessories	133,745
1597	Ayan Company for Importing Sports Clothes and Shoes	133,602
1598	Al-Unfuwan Company for Importing Foodstuffs	131,957
1599	Abnaa Al-Zubaidi Factory for Floor Tile Manufacturing	131,250
1600	Sama Global Company for Importing Foodstuffs, Livestock, and Meat	130,650
1601	Al-Misbar Al-Dawliya Company for Communications and Information Technology	130,366
1602	Ajyal Company for Soft Paper and Hygienic Products Manufacturing	130,000
1603	Al-Emlaq Al-Dawliya Company for Importing Building Materials, Sanitary Ware, and Accessories	130,000
1604	Al-Buhaira Company for Importing Foodstuffs	129,800
1605	Buyout Al-Rahma Company for Importing Building Materials (LLC)	128,760

1606	Aryaf Al-Mutawassit Company for Importing Car Spare Parts	128,545
1607	Al-Shaqiq Company for Importing Agricultural Machinery and Supplies and Spare Parts	128,296
1608	Belhaj Al-Dawliya Company for Manufacturing Aluminum and PVC Doors and Windows	127,646
1609	Tadawul Company for Electronic Technology (Joint Stock)	127,352
1610	Al-Dusar Al-Oula Company for Importing Building Materials, Sanitary Ware, and Accessories	126,992
1611	Noor Al-Sharq Company for Importing Foodstuffs, Livestock, and Meat	126,748
1612	Al-Wadi Al-Da'im Company for Aluminum, PVC, and Accessories Manufacturing	125,248
1613	Isnad Al-Dawliya Company for Importing Medicines, Medical Equipment, and Laboratory Supplies	124,637
1614	Emaar Al-Fan Company for Importing Building Materials	123,395
1615	Alpha Company for Chemical Industries	123,000
1616	Majmouat Al-Adhwaq Company for Importing Foodstuffs, Livestock, and Meat	122,976
1617	Al-Amana Al-Dawliya Company for Importing Beauty Products and Hardware	122,702
1618	Mizran Company for Importing Electrical and Non-Electrical Devices and Spare Parts	122,317
1619	Majmouat Matla Al-Fajr Company for Importing Electrical and Non-Electrical Devices, Spare Parts, and Electronic Devices	122,100
1620	Sama Libya Al-Dawliya Company for Animal and Agricultural Investment	121,875
1621	Al-Tayeb Company for Feed Manufacturing	121,300
1622	Majmouat Al-Hadaf Al-Tibiya Company for Importing Medicines and Medical Equipment	121,259
1623	Al-Mutawir Al-Jadeed Company for Importing Building Materials, Sanitary Ware, and Accessories	120,000
1624	Al-Mustaqbal Al-Umrani Company for Importing Transportation Means and Accessories	120,000
1625	Al-Madina Al-Haditha Company for Aluminum, Suspended Ceilings, and Decorations Manufacturing	119,485
1626	Al-Duma Company for Importing Cars and Spare Parts	118,908
1627	Al-Jeel Al-Ashir Company for Importing Electrical and Non-Electrical Devices and Spare Parts	118,500
1628	Al-Masar Al-Muttahid Company for Importing Transportation Means and Accessories	118,315
1629	Al-Awafi Al-Mumtaza Company for Importing Foodstuffs, Livestock, and Meat	117,800
1630	Wadi Arm Al-Dawliya Company for Importing Cars and Spare Parts	117,295
1631	Al-Riyada Company for Sponge and Mattress Manufacturing	117,184

1632	Al-Majra Al-Jadida Company for Importing Electronic Devices, Spare Parts, Accessories, Mobile Phones, and Supplies	116,750
1633	Qasr Al-Fan Company for Importing Furniture	116,696
1634	Aksir Al-Siha Company for Importing Medicines and Medical Equipment	116,152
1635	Al-Yaqout Al-Safi Company for Importing Heavy Machinery, Equipment, Supplies, Spare Parts, and Factory Equipment	116,050
1636	Taj Abu Jarada Company for Importing Foodstuffs, Livestock, and Meat	115,050
1637	Al-Durar Company for Importing Mother and Child Supplies	114,705
1638	Al-Deek Company for Importing Transportation Means and Accessories	114,524
1639	Al-Zahra Al-Sharqiya Company for Importing Electrical and Non-Electrical Devices, Spare Parts, and Electronic Devices	113,950
1640	Al-Miza Al-Alamiya Company for Importing Building Materials	113,315
1641	Naseem Al-Mazraa Company for Importing Foodstuffs	112,772
1642	Al-Amti'a Company for Importing Leather Products and Clothes	112,596
1643	Al-Burj Al-Abyad Al-Alamiya Company for Importing Building Materials, Sanitary Ware, and Accessories	112,444
1644	Al-Hayat Al-Afdal Company for Importing Cleaning Materials	111,382
1645	Al-Sharara Company for Importing Building Materials and Sanitary Ware	111,142
1646	Aram Company for Importing Medicines and Medical Equipment	110,859
1647	Al-Mandara Al-Dawliya Company for Importing Various Transportation Means, Supplies, and Spare Parts	110,501
1648	Al-Amal Company for Plastic Manufacturing and Its Derivatives	110,492
1649	Al-Sadaqa Al-Mithaliya Company for Beverage and Food Manufacturing	110,487
1650	Madinty Al-Dhahabiya Company for Aluminum and PVC Manufacturing	109,992
1651	Al-Wasila Company for Importing Building Materials and Insulation Materials of All Types	109,932
1652	Al-Marjan Company for Packaging and Wrapping Materials Manufacturing	109,680
1653	Al-Waha Pharma Company for Importing Medicines and Mother and Child Supplies	109,237
1654	Al-Sadara Company for Importing Medical Equipment and Supplies	109,134
1655	Shuboub Al-Khair Company for Importing Foodstuffs, Meat, and Livestock	107,800
1656	Al-Andalus Company for Ice Cream Manufacturing	107,601
1657	Al-Afdal Al-Dhahabi Company for Importing Building Materials and Sanitary Ware	107,300
1658	Sawani Company for Food Industries	107,300
1659	Dox Company for Importing Transportation Means and Accessories	106,742

1660	Al-Quwa Al-Zarqaa Company for Importing Welding Supplies and Workshop Equipment	105,470
1661	Najm Al-Bahr Company for Maritime Transport (Limited Liability)	105,000
1662	Al-Majd Company for Importing Electrical and Non-Electrical Devices and Spare Parts	105,000
1663	Al-Doum Company for Oil Services	104,760
1664	Al-Amwaj Al-Haditha Company for Importing Building Materials, Sanitary Ware, and Accessories	104,081
1665	Al-Ikhaa Al-Libi Al-Awal Company for Importing Foodstuffs, Livestock, and Meat	103,680
1666	Al-Aamer Company for Importing Foodstuffs	103,014
1667	Majmouat Al-Tawfiq Company for Investment and Tourism Services	102,714
1668	Al-Rafiq Al-Da'im Company for Importing Cars and Spare Parts	102,607
1669	Rimal Al-Bahr Company for Importing Medicines, Medical Equipment, and Mother and Child Supplies	102,472
1670	Al-Rubaiya Al-Dawliya Company for Importing Clothes, Textiles, and Leather Products	101,937
1671	Lamma Company for Information Technology	101,750
1672	Al-Namaa Factory for Engineering Industries	101,554
1673	Nasiya Al-Khair Company for Importing Agricultural Machinery and Supplies and Spare Parts	101,351
1674	Al-Sahel Company for Paper Manufacturing	101,349
1675	Al-Khibrat Al-Libiya Company for Importing Oil Equipment	101,300
1676	Al-Nashia Al-Dawliya Company for Importing Foodstuffs	101,250
1677	Atlas Al-Oula Company for Importing Transportation Means and Accessories	101,208
1678	Al-Amal Al-Mutalaq Company for Manufacturing PVC and Aluminum Doors and Windows	101,027
1679	Al-Bidaya Al-Oula Company for Importing Foodstuffs	100,981
1680	Al-Istibrq Al-Dhahabi Company for Importing Raw Materials	100,800
1681	Rama Company for Plastic Industries	100,760
1682	Fada Al-Bara'a Company for Importing Mother and Child Supplies	100,340
1683	Al-Koun Al-Tibi Company for Importing Medicines and Medical Equipment	100,000
1684	Al-Takaful Company for Importing Agricultural Machinery and Supplies and Spare Parts	99,972
1685	Al-Tijan Company for Importing Medical Equipment and Dental Supplies	99,633
1686	Zliten Company for Iron Industries	99,550
1687	Zain Al-Jawaher Company for Importing Foodstuffs	99,278
1688	Al-Nahda Al-Mumtaza Company for Importing Medicines, Medical Supplies, and Mother and Child Supplies	99,227

1689	Al-Kifaa Al-Alamiya Company for Importing Transportation Means and Accessories	99,129
1690	Al-Wataniya Company for Importing Transportation Means and Accessories	98,750
1691	Al-Imtiyaz Al-Markaziya Company for Feed Manufacturing	98,397
1692	Group Zain Company for Importing Electrical Devices and Materials	97,200
1693	Al-Sorouh Al-Wataniya Company for Importing Foodstuffs, Livestock, and Meat	96,248
1694	Binna Company for Importing Foodstuffs	96,000
1695	Al-Riyada Al-Kubra Company for Importing Modern Cars	95,712
1696	Al-Libiya Al-Mutakhasisa Company for Importing Chemicals and Agricultural Supplies	95,497
1697	Al-Muheet Al-Jadeed Company for Importing Foodstuffs	95,143
1698	Al-Atwar Company for Importing Electrical Systems	94,236
1699	Al-Mithali Al-Hadith Company for Importing Electrical and Non-Electrical Devices and Spare Parts	93,840
1700	Rawasem Company for Advertising and Media Materials Manufacturing	92,186
1701	Tair Al-Salam Company for Importing Agricultural Machinery, Supplies, and Veterinary Serums	91,427
1702	Al-Nahda Factory for Prefabricated Housing Manufacturing	91,412
1703	Dana Al-Dawliya Company for Importing Medical Medicines, Medical Supplies, and Mother and Child Supplies	90,936
1704	Al-Noor Al-Jadeed Company for Importing Foodstuffs, Livestock, and Meat	90,588
1705	Al-Siyoul Company for Importing Agricultural Machinery, Supplies, and Spare Parts	90,450
1706	Al-Aws Company for Technology and Security Services	90,000
1707	Al-Yarmouk Al-Jadeed Company for Importing Building Materials and Sanitary Ware	89,598
1708	Al-Zaj Company for Glass and Aluminum Works	88,847
1709	Dar Al-Joud Company for Importing Generators, Spare Parts, Electrical Materials, and Electronic Devices	88,800
1710	Al-Qayrawan Al-Jadeed Company for Importing Furniture	88,650
1711	Jibal Kordofan Company for Importing Foodstuffs, Livestock, and Meat	88,200
1712	Al-Yaf Libya Company for Fiberglass Manufacturing	88,015
1713	Al-Tanmia Al-Libiya Company for Importing Building Materials, Sanitary Ware, and Accessories	87,786
1714	Dhilal Libya Al-Oula Company for Umbrella and Tent Manufacturing	87,383
1715	Bina Al-Ghad Company for Importing Building Materials, Sanitary Ware, and Accessories	87,381
1716	Al-Ta'aluq Al-Libi Company for Importing Furniture and Complements	87,304

1717	Al-Mada Company for Passenger Transport	86,914
1718	Al-Qudra Company for Importing Veterinary Medicines and Serums	86,592
1719	Itlala Company for Engineering Industries	85,952
1720	Libya Company for Importing Optics and Accessories	85,840
1721	Miftah Al-Aman Company for Importing Safes, Keys, and Locks	85,753
1722	Al-Maamoura Al-Jadida Company for Mills, Feed, and Rice Mills	85,750
1723	Al-Raqi Al-Dawliya Company for Importing Raw Materials	85,704
1724	Dekor Company for Importing Building Materials, Sanitary Ware, and Accessories (Subsidiary of Al-Madina Misrata Holding)	85,690
1725	Rama Factory for Engineering Industries from Aluminum and PVC	85,488
1726	Hadaïq Jannat Company for Importing Agricultural Machinery, Supplies, and Spare Parts	85,092
1727	Al-Maras Al-Wataniya Company for Importing Books and Stationery	84,697
1728	Al-Dawliya Al-Haditha Company for Importing Various Transportation Means	84,366
1729	Suhoul Al-Qardabiya Company for Importing Foodstuffs	84,240
1730	Al-Jadida Company for Importing Foodstuffs	83,097
1731	Al-Mudhish Company for Importing Building Materials, Sanitary Ware, and Accessories	82,908
1732	Arkan Al-Madina Company for Importing Furniture	82,587
1733	Al-Imtiyaz Factory for Manufacturing Aluminum and PVC Doors and Windows	82,502
1734	Shaimaa Company for Food Industries	82,500
1735	Al-Itar Company for Importing Building Materials, Sanitary Ware, and Accessories	82,482
1736	Marina Al-Dawa'iyah Company for Importing Medicines, Medical Equipment, and Supplies	81,900
1737	Dads Company for Mills, Feed, and Rice Mills	81,499
1738	Majmouat Al-Mumtaza Al-Haditha Company for Importing Foodstuffs, Livestock, and Meat	81,400
1739	Al-Ashbal Al-Saeeda Company for Importing Foodstuffs	81,286
1740	Sarwah Company for Importing Foodstuffs, Livestock, and Meat	80,466
1741	Al-Noor Al-Oula Company for Food Industries	80,204
1742	Al-Namarq Al-Mithaliya Company for Importing Furniture	80,084
1743	Al-Tuyour Al-Lamia Company for Poultry Breeding	79,910
1744	Al-Taawun Al-Raqi Company for Importing Building Materials, Sanitary Ware, and Accessories	79,821
1745	Al-Nawarat Company for Sweets, Ice Cream, and Food Manufacturing	79,570
1746	Kaza Libya Company for Importing Foodstuffs	78,618
1747	Al-Haris Al-Dawliya Company for Importing Carpets and Furnishings	78,095

1748	Al-Mukhtar Insurance Company	77,948
1749	Al-Muneer Al-Libi Company for Importing Medical Equipment and Supplies	77,592
1750	Lazord Company for Importing Building Materials and Sanitary Ware	76,500
1751	Fada Libya Company for Tourism Services	76,485
1752	Taj Libya Company for Importing Medicines	76,400
1753	Al-Tawheed Company for Importing Foodstuffs	75,502
1754	Al-Arjoun Company for Importing Foodstuffs, Livestock, and Meat	74,880
1755	Al-Alam Al-Muttahid Company for Technology Systems	74,331
1756	Agadir Al-Sharq Company for Importing Foodstuffs, Livestock, and Meat	74,100
1757	Al-Mahara Al-Alamiya Company for Importing Foodstuffs	73,860
1758	Taj Al-Iffa Company for Importing Foodstuffs and Provisions	73,395
1759	Al-Wokala Company for Importing Cars and Spare Parts	72,951
1760	Bir Hazwa Company for Importing Foodstuffs, Livestock, and Meat	72,620
1761	Wadi Nalut Company for Water, Beverage, and Food Packaging	71,750
1762	Al-Nujoom Al-Libiya Company for Importing Foodstuffs	71,100
1763	Al-Alamiya Company for Importing Air Conditioning and Refrigeration Devices, Accessories, and Spare Parts	71,033
1764	Abraj Misrata Company for Importing Building Materials, Sanitary Ware, and Accessories	71,002
1765	Bayan Company for Paper and Plastic Industries	70,640
1766	Al-Anaam Company for Importing Medicines and Medical Equipment	70,432
1767	Al-Fanoos Al-Wataniya Company for Importing Household and Electrical Materials	70,000
1768	Al-Mukhtasa Company for Importing Medical Equipment and Supplies	69,635
1769	Nahj Al-Khair Company for Importing Foodstuffs, Livestock, and Meat (Limited Liability)	69,007
1770	Al-Misbar Company for Importing Wires, Cables, and Electrical Materials	68,920
1771	Al-Muttahida Al-Shamaliya Company for Importing Agricultural, Animal, and Poultry Supplies	68,714
1772	Al-Wataniya Al-Dawliya Company for Importing Medicines, Medical Equipment, Medical Supplies, and Medical Consumables	68,404
1773	Al-Mizan Company for Food Industries	67,987
1774	Al-Itqan Company for Carton and Packaging Manufacturing	67,800
1775	Bashaer Libya Al-Dawliya Company for Importing Foodstuffs, Livestock, and Meat	67,599
1776	Al-Bayad Al-Jadida Company for Importing Restaurant and Café Supplies	66,363
1777	Al-Hilal Factory for Plastic Industries	65,790

1778	Mawrid Al-Amal Company for Importing Car Oils and Greases	65,452
1779	Libya Company for Manufacturing Building Chemicals	65,272
1780	Al-Thaqeel Al-Dawliya Company for Importing Transportation Means and Accessories	65,100
1781	Bayt Al-Taam Company for Importing Foodstuffs	65,008
1782	Ral Company for Importing Foodstuffs	64,400
1783	Al-Mustanad Al-Rasikh Company for Food Manufacturing	64,350
1784	Majmouat Al-Khaleej Company for Importing Building Materials and Sanitary Ware	63,877
1785	Al-Mawaqid Company for Central Heating Installation and Maintenance	63,442
1786	Royal Al-Alamiya Company for Importing Clothes and Furnishings	62,824
1787	Al-Alab Al-Dhahabiya Company for Importing Sports, Recreational, and Gaming Equipment	61,607
1788	Leptos Company for Importing Household and Electrical Materials	61,592
1789	Alwan Al-Mutawassit Company for Importing Building Materials, Sanitary Ware, and Accessories	60,260
1790	Al-Ikhtiyar Al-Sahih Company for Importing Furniture	59,560
1791	Jim Company for Importing Transportation Means and Accessories	58,933
1792	Al-Saraha Company for Importing Computers and Electronics	58,850
1793	Ajwan Factory for Automated Textile Manufacturing	58,529
1794	Al-Mansoura Company for Cleaning Materials Manufacturing	58,425
1795	Siraj Al-Amthal Company for Importing Transportation Means and Accessories	58,104
1796	Al-Oud Al-Tayyib Company for Importing Beauty Products, Hardware, and Cleaning Materials	57,346
1797	Marathon Benghazi Company for Importing Clothes and Medical Shoes	57,300
1798	Sahel Libya Company for Importing Foodstuffs and Meat (Limited Liability)	56,976
1799	Al-Tawasul Company for Prefabricated Housing, Hangars, and Cooling Rooms Manufacturing	56,699
1800	Tubaktis Libya Factory for Plastic Pipe Manufacturing	55,680
1801	Oya Company for Metal Recycling	55,360
1802	Al-Mumtaz Al-Awal Company for Importing Medicines, Medical Equipment, and Mother and Child Supplies	55,333
1803	Al-Andalus Al-Dawliya Company for Importing Building Materials, Sanitary Ware, and Accessories	55,025
1804	Asia Company for Importing Medicines and Medical Equipment	54,750

1805	Al-Inara Company for Importing Electrical and Non-Electrical Devices, Spare Parts, and Electronic Devices	54,618
1806	Al-Maida Al-Tayyiba Company for Importing Foodstuffs, Livestock, and Meat	53,795
1807	Al-Rakhaa Al-Da'im Company for Aluminum and PVC Manufacturing	53,783
1808	Al-Taqnayat Al-Haditha Al-Oula Company for Importing Agricultural Machinery, Supplies, and Accessories	53,307
1809	Tajamou Joud Company for Importing Electrical Devices and Materials	53,184
1810	Al-Ataa Al-Mutawira Company for Importing Tires, Batteries, Supplies, Cars, and Spare Parts	52,817
1811	Everest Company for Importing Foodstuffs	52,328
1812	Majmouat Al-Numan Company for Glasses and Lenses Manufacturing	52,011
1813	Al-Amira Factory for Food Industries	51,843
1814	Al-Joud Al-Dawliya Al-Haditha Company for Importing Foodstuffs, Livestock, and Meat	51,840
1815	Al-Zi Al-Watani Company for Importing Foodstuffs, Livestock, and Meat	51,616
1816	Afnan Factory for Paint and Wall Putty Manufacturing	51,506
1817	Fawanis Al-Khair Al-Dawliya Company for Importing Clothes, Textiles, and Leather Products	51,212
1818	Nawa Al-Nakhla Company for Importing Foodstuffs, Livestock, Meat, and Dairy Products	50,400
1819	Diyar Al-Fakhama Company for Importing Household and Office Furniture and Furnishings	49,840
1820	Jant Company for Importing Medical Equipment	49,495
1821	Majmouat Al-Rashid Al-Libiya Company for General Contracting and Real Estate Investment	49,200
1822	Yamama Al-Sharq Company for Importing Foodstuffs	49,090
1823	Al-Waqt Al-Dhahabi Company for Importing Watches and Accessories	48,938
1824	Duroob Al-Qimma Company for Hotel, Restaurant, and Café Equipment	48,810
1825	Namarq Al-Khair Company for Importing Beauty Products, Hardware, and Cleaning Materials	48,675
1826	Taj Libya Company for Importing Car Paint	48,111
1827	Al-Faniya Company for Importing Medical Equipment	48,080
1828	Larco Company for Food Industries	47,792
1829	Asment Tubaktis Company for Concrete Mix Manufacturing	47,631
1830	Al-Nokhba Company for Importing Sports, Recreational, and Gaming Equipment	47,600
1831	Al-Saraha Al-Dawliya Company for Importing Transportation Means and Accessories	47,405
1832	Tarsin Al-Oula Company for Importing Furniture	47,329
1833	Al-Fursan Al-Oula Company for Importing Foodstuffs, Provisions, Livestock, and Meat	47,300

1834	Al-Ghosn Al-Fidhi Company for Importing Foodstuffs	46,791
1835	Al-Nujoom Al-Alamiya Company for Importing Foodstuffs, Livestock, and Meat	46,500
1836	Al-Ameed Company for Importing Foodstuffs	46,010
1837	Al-Deraa Al-Arabi Company for Importing Building Materials, Sanitary Ware, and Accessories	44,616
1838	Akakus Al-Dawliya Al-Tibiya Company for Importing Medical Equipment, Medical Supplies, and Mother and Child Supplies	44,550
1839	Shams Al-Aseel Al-Libi Company for Importing Foodstuffs, Livestock, and Meat	44,400
1840	Al-Kifah Company for General Turning, Metal Industries, Metal Siege Manufacturing, and Metal Furniture and Sliding Doors Manufacturing	42,051
1841	Al-Kutla Al-Safraa Company for Importing Agricultural Machinery, Supplies, and Spare Parts	39,515
1842	Mawazin Libya Company for Electronic Systems and Scales	39,114
1843	Al-Mukhtar Company for Sweets and Food Manufacturing	38,608
1844	Al-Irtika Al-Tibi Company for Importing Medicines, Medical Supplies, and Mother and Child Supplies	38,263
1845	Al-Qimma Al-Lamia Company for Importing Building Materials, Sanitary Ware, and Accessories	37,615
1846	Qutoof Company for Importing Building Materials and Sanitary Ware	37,216
1847	Al-Rabee Al-Dawliya Company for Importing Mother and Child Supplies	36,844
1848	Al-Hadaf Al-Saydaliya Company for Importing Medicines, Medical Supplies, and Mother and Child Supplies	36,585
1849	Al-Wadaq Al-Dawliya Company for Importing Foodstuffs	36,250
1850	Balad Al-Rabee Company for Importing Building Materials, Sanitary Ware, and Accessories	35,811
1851	Aras Company for Importing Building Materials, Sanitary Ware, and Accessories	35,141
1852	Al-Faras Company for Importing Transportation Means and Accessories	35,005
1853	Darb Al-Imtiyaz Company for Importing Transportation Means and Accessories	34,565
1854	Paris Company for Tourism Services	33,711
1855	Masafi Company for Importing Foodstuffs	33,372
1856	Al-Mashariq Al-Dawliya Company for Importing Heavy Machinery, Equipment, Supplies, and Spare Parts	32,508
1857	Sirin Al-Tibiya Company for Importing Medical Equipment and Mother and Child Supplies	32,375

1858	Abnaa Al-Aaber Company for Importing Electrical and Non-Electrical Devices and Spare Parts	32,018
1859	Al-Majra Al-Wataniya Company for Mills, Feed, and Rice Mills	31,787
1860	Noor Al-Huda Factory for Cleaning Materials and Brooms Manufacturing	30,780
1861	Al-Mushtal Company for Importing Agricultural Supplies	30,717
1862	Zariq Company for Importing Electronic and Electrical Devices	30,274
1863	Quraysh Company for Importing Building Materials	29,194
1864	Al-Jawda Company for Importing Medicines, Medical Equipment, Medical Supplies, and Mother and Child Supplies	29,092
1865	Al-Ikhtiyar Al-Mumayaz Company for Importing Building Materials and Sanitary Ware	28,971
1866	Al-Rayan Al-Dawliya Al-Oula Company for Importing Building Materials	28,500
1867	Al-Ard Al-Dhahabiya Company for Food Industries	27,657
1868	Kilimanjaro Company for Importing Furniture	27,194
1869	Techno Majd Company for Importing Electrical and Non-Electrical Devices, Spare Parts, and Electronic Devices	26,800
1870	Al-Rubyan Company for Salt Industries	26,691
1871	Labda Company for Cleaning Materials Manufacturing	25,388
1872	Al-Adwaa Al-Jadida Company for Importing Building Materials, Sanitary Ware, and Accessories	24,800
1873	Farm Company for Importing Agricultural Machinery, Supplies, and Spare Parts	23,817
1874	Tasameem Al-Emaar Company for Importing Building Materials, Sanitary Ware, and Accessories	20,034
1875	Al-Qalaa Al-Ulya Company for Importing Veterinary Medicines and Serums	19,419
1876	Shaheen Al-Jabal Al-Dawliya Company for Importing Building Materials	19,024
1877	Al-Mansoura Company for Importing Furniture	16,480
1878	Al-Handasiya Factory for Metal Works and Hangar Equipment Manufacturing	15,821
1879	Sanabel Al-Madina Company for Importing Foodstuffs	13,500
1880	Fitir Benghazi Company for Mushroom Cultivation and Soil Production	11,820
1881	Sharikat Al-Majmoua Al-Dawliya for Insurance	3,100

Accepted Coverage Requests ?
By Goods or Services - Private Sector ?
From 1/1 - to 31/07/2024?

"Descending order"?

Order.	Goods or services	Value in USD
1	Miscellaneous Food Commodities	1,674,900,929
2	Production and Operation Supplies	1,270,222,955
3	Transportation, tires, batteries and spare parts	423,735,280
4	Essential Commodity Production Requirements	321,200,304
5	Feeds	313,369,733
6	Machinery and Equipment	288,300,312
7	Building Materials and Construction Supplies	281,001,243
8	Live and frozen meat	271,494,450
9	Electronic Equipment	224,738,804
10	Medicines	211,996,486
11	Agricultural	188,815,823
12	Household and Household Electrical	144,903,371
13	Milk, diapers and baby food	123,575,902
14	Sanitary materials	83,063,340
15	Milk	76,596,007
16	Burniq Air requests	68,336,806
17	Cheeses	60,571,421
18	Airlines Transfers	36,856,292
19	Clothing and Shoes	33,940,469
20	Furniture	29,952,836
21	Various navigational services	24,662,342
22	Stationery	19,507,126
23	Hygienic materials	16,290,636

24	Fruits and Vegetables	15,755,684
25	Cleaning materials	15,186,832
26	Special requests for Libyan Wings Company	15,142,259
27	Veterinary Medicines	12,267,782
28	Miscellaneous	12,079,105
29	Ghee	11,231,909
30	Libyan Express Air Transport Company	10,874,195
31	ICT Services	10,737,485
32	Production and Operation Services	10,385,179
33	Fish and Marines	7,268,783
34	Oya Airlines expenses	4,102,321
35	Butter	3,056,216
36	Carpets and Textiles	2,862,690
37	Other Goods	2,326,931
38	MedSky Airways Company requests	1,618,347
39	Iron and steel plant operating requirements	1,526,137
40	Ghadames Airlines Company	808,015
41	Insurance Companies Transfers	763,090
42	GS1 subscription fees	610,500
43	Costs of tourist services	565,391
44	Medical	383,741
45	Goods for public services	266,962
46	Port Operating Supplies	175,517
47	Visa fees costs	76,485

Accepted Coverage Requests [?]
According to Country of Origin - Private Sector [?]
From 1/1 - to 31/07/2024 [?]

"Descending order" [?]

Order.	Country of origins	Value in USD
1	Türkiye	1,250,127,154
2	China	700,398,744
3	Egypt	540,272,568
4	Russian Federation	416,552,856
5	India	342,524,109
6	Brazil	331,410,642
7	Italy	293,012,984
8	Tunisia	217,604,807
9	Ukraine	185,174,791
10	Spain	159,437,843
11	Argentina	150,169,984
12	Thailand	142,303,168
13	France	129,329,283
14	Germany	111,453,140
15	Netherlands	106,024,363
16	Saudi Arabia	96,899,629
17	United States	90,330,370
18	United Arab Emirates	87,161,590
19	Belgium	83,534,779
20	Romania	80,972,861

21	Ireland	72,045,900
22	South Korea	70,738,250
23	Poland	57,736,674
24	Japan	56,789,466
25	Viet Nam	54,356,949
26	New Zealand	53,316,992
27	Greece	36,695,784
28	Sri Lanka	34,285,727
29	Indonesia	29,196,613
30	United Kingdom	27,592,890
31	Jordan	22,897,260
32	Switzerland	22,174,707
33	Sweden	21,333,904
34	Austria	20,732,011
35	Ecuador	20,696,802
36	Morocco	20,207,645
37	Denmark	18,752,496
38	Hungary	18,344,745
39	Oman	15,691,518
40	Kuwait	13,828,933
41	Slovakia	13,068,266
42	Portugal	11,733,237
43	Australia	8,067,036
44	Malaysia	6,764,784
45	Bahrain	6,450,211
46	Lithuania	6,401,430
47	Malta	5,486,195

48	Algeria	5,467,210
49	Gabon	5,287,946
50	Moldova	4,678,437
51	Colombia	4,314,480
52	Europe	3,659,216
53	Costa Rica	3,484,880
54	Slovenia	3,175,748
55	Finland	2,935,489
56	Mexico	2,923,765
57	Pakistan	2,806,097
58	Bulgaria	2,751,579
59	Croatia	2,434,390
60	Qatar	2,298,700
61	Lebanon	1,987,292
62	Estonia	1,946,314
63	Cyprus	1,844,220
64	Czech Republic	1,746,272
65	Guatemala	1,467,279
66	South Africa	1,286,771
67	Canada	1,244,110
68	Cayman Islands	1,243,487
69	Serbia	923,310
70	Luxembourg	918,806
71	Equatorial Guinea	804,521
72	Norway	780,100
73	North Korea	625,526
74	Former Yugoslav Republic of Macedonia	557,198

75	Taiwan	536,892
76	Bangladesh	525,996
77	Chile	440,316
78	Albania	388,977
79	Bosnia and Herzegovina	385,411
80	Ethiopia	327,212
81	Nigeria	282,198
82	Namibia	251,082
83	Singapore	246,883
84	Puerto Rico (United States)	242,069
85	Tanzania	213,200
86	Latvia	156,122
87	Ghana	110,800
88	Cuba	106,990
89	Dominican Republic	90,559
90	Belarus	61,250
91	Syria	60,151
92	Sierra Leone	3,082

Accepted Coverage Requests ?
According to Beneficiary Country - Private Sector ?
From 1/1 - to 31/07/2024?

"Descending order"?

Order.	Beneficiary Country	Value in USD
1	Türkiye	1,350,603,186
2	United Arab Emirates	870,926,344
3	United Kingdom	503,950,703
4	Switzerland	484,818,699
5	Egypt	343,001,110
6	China	322,253,602
7	Italy	304,421,725
8	Tunisia	256,556,323
9	Spain	210,037,704
10	Canada	171,872,654
11	Jordan	149,801,438
12	Austria	114,324,710
13	Thailand	107,439,345
14	France	101,634,857
15	Japan	99,694,058
16	Netherlands	99,320,308
17	South Korea	86,910,402
18	Germany	79,296,912
19	New Zealand	48,140,334
20	Slovakia	46,340,764

21	India	40,712,804
22	United States	38,949,440
23	Saudi Arabia	38,398,496
24	Singapore	34,321,010
25	Morocco	29,185,633
26	Belgium	27,905,125
27	Ukraine	27,676,455
28	Denmark	26,024,582
29	Malta	25,890,376
30	Mauritius	24,656,896
31	Sweden	21,217,705
32	Romania	19,294,962
33	Oman	18,812,410
34	Sri Lanka	16,459,227
35	Indonesia	15,544,186
36	Brazil	15,359,399
37	Ireland	14,827,266
38	Hong Kong S.A.R.	13,901,811
39	Kuwait	13,828,933
40	Portugal	12,342,657
41	Poland	11,515,855
42	Greece	9,255,737
43	Swaziland	8,547,800
44	Hungary	7,593,537
45	Bahrain	6,450,211
46	Algeria	5,276,001
47	Luxembourg	5,193,300

48	Argentina	5,005,823
49	Cyprus	4,305,883
50	Qatar	4,280,396
51	Slovenia	3,650,819
52	Bulgaria	3,507,511
53	Viet Nam	3,339,692
54	Finland	3,031,950
55	Lithuania	2,899,146
56	Malaysia	2,640,048
57	Ecuador	2,053,108
58	South Africa	1,452,589
59	Lebanon	1,368,903
60	Cayman Islands	1,243,487
61	Georgia	1,230,920
62	Liechtenstein	1,061,043
63	Serbia	923,310
64	Australia	780,826
65	Pakistan	780,290
66	Bangladesh	671,434
67	Taiwan	649,488
68	Croatia	530,620
69	Monaco	445,676
70	Albania	388,977
71	Bosnia and Herzegovina	385,411
72	Nigeria	282,198
73	Czech Republic	274,072
74	Latvia	156,122

75	Estonia	147,846
76	Djibouti	72,620
77	Former Yugoslav Republic of Macedonia	53,415
78	Sierra Leone	3,082
79	Europe	726

Accepted Coverage Requests ?

List of all entities - **Public Sector** ?

From 1/1 - to 31/07/2024?

"Descending order"?

Order.	Entity Name	Value in USD
1	Libyan Iron and Steel Company	258,014,868
2	Libyana Mobile Phone Company	67,134,418
3	Administrative Centres Development Authority	50,499,805
4	Aletihad Alarabee Contracting Company J.S.C	45,925,517
5	Almadar Aljadid Company	43,470,085
6	Misurata Free Zone	22,466,044
7	Libya Telecom and Technology Company J.S.C	19,389,244
8	Afriqiyah Airways	18,919,345
9	Al Ahlia Cement Company J.S.C	12,654,190
10	Tatweer Industrial Investment Company	11,968,000
11	Libya Insurance Company	8,181,690
12	Hatef Libya Company	7,418,608
13	Housing and Utilities Projects Implementation Authority	5,721,046
14	Libyan International Telecommunications Company	4,360,441
15	Libyan Airlines	2,137,655
16	Awqaf General Authority and Islamic Affairs	2,108,454
17	Al-Manhaj Printing and Publishing Company	1,945,321
18	Alenma Electric Investment Company	1,869,824
19	General Company for Importing Security Goods	1,465,100
20	Public Company for General Cleaning Services Tripoli	892,000

21	Libyan Ports Company	888,731
22	Libyan Academy for Communications and Informatics Company	804,382
23	Moamalat Financial Services Company	627,277
24	Libyan Federation of Insurance Companies	590,784
25	Atheqaa Company for Meat and Food Import Joint Stock	413,050
26	Trucks and Buses Company	107,300
27	University of Benghazi	85,429
28	Aljeel Aljadeed for Technology Company	50,144
29	Libya Post Company	15,178
30	Insurance Supervisory Authority	10,500

Accepted Coverage Requests

According to Goods or Services - Public Sector

From 1/1 - to 31/07/2024

"Descending order"

Order.	Goods or Services	Value in USD
1	Libyan Iron and Steel Company Requirements	250,570,691
2	Production and operation requirements	71,124,985
3	Libyana Mobile Phone Company Requests	60,436,007
4	Aletihad Alarabee Contracting Company	41,119,610
5	Communications and IT Services	35,286,520
6	Almadar Aljadid	29,689,819
7	Airline Transfers	18,941,411
8	Port Operating Requirements	14,811,421
9	Libya Telecom and Technology Company	13,685,089
10	Miscellaneous Food Commodities	8,064,000
11	Libya Insurance Company Transfers	6,614,060
12	Housing Projects Authority Requests	5,721,046
13	Machinery and Equipment	5,353,183
14	Foodstuffs	4,317,050
15	Al Ahlia Cement Company J.S.C	4,113,849
16	Port operation and maintenance requirements	3,709,988
17	Afriqiyah Airways	3,479,620
18	Awqaf General Authority and Islamic Affairs	2,108,454
19	Miscellaneous	2,030,750
20	Electronic Devices	1,948,376

21	General Company for Importing Security Goods	1,465,100
22	General Electricity Company Requirements	1,090,179
23	Production and Operation Services	880,718
24	Training Course Transfers	818,882
25	Libyan Airlines Requirements	727,758
26	Building Materials and Construction Supplies	701,101
27	Transportation, tires, batteries and spare parts	626,730
28	Moamalat Financial Services Company Requirements	308,277
29	Libyan Ports Company	307,953
30	Goods for public services	66,625
31	Hatef Libya Company Operating Supplies	15,178

Accepted Coverage Requests
According to Country of Origin - Public Sector
From 1/1 - to 31/07/2024

"Descending order"

Order.	Country of origin	Value in USD
1	Brazil	194,267,092
2	China	125,225,059
3	Bahrain	37,142,997
4	Türkiye	34,148,864
5	United Kingdom	31,659,848
6	Italy	25,709,545
7	United States	24,974,206
8	Spain	19,358,530
9	Sweden	14,464,406
10	Germany	8,620,828
11	Austria	8,191,339
12	Egypt	7,967,436
13	Tunisia	6,683,393
14	India	6,559,483
15	Saudi Arabia	5,937,037
16	France	4,926,695
17	Hong Kong S.A.R.	4,348,865
18	Finland	3,927,045
19	Europe	3,909,583

20	United Arab Emirates	3,541,283
21	Singapore	3,209,259
22	Belgium	2,255,134
23	Denmark	2,000,471
24	Netherlands	1,924,734
25	Jordan	1,619,392
26	Malta	1,351,697
27	Lebanon	1,125,487
28	Portugal	934,274
29	Thailand	728,050
30	Slovenia	675,255
31	Mexico	608,391
32	Czech Republic	563,325
33	Bulgaria	315,072
34	Greece	302,531
35	Poland	290,217
36	Morocco	286,103
37	Switzerland	141,636
38	Ukraine	109,897
39	Luxembourg	56,574
40	Canada	47,752
41	Lithuania	13,413
42	Latvia	9,657
43	Romania	2,575

Accepted Coverage Requests ⓘ
According to Beneficiary Country - Public Sector ⓘ
From 1/1 - to 31/07/2024 ⓘ

"Descending order" ⓘ

Order.	Country of origin	Value in USD
1	United States	155,866,250
2	China	118,592,005
3	Türkiye	49,927,851
4	Bahrain	38,154,601
5	United Kingdom	32,151,652
6	Brazil	29,278,583
7	Italy	25,709,545
8	Tunisia	22,215,730
9	Sweden	16,321,116
10	Spain	14,640,308
11	Austria	13,091,078
12	France	12,229,046
13	Germany	8,308,432
14	United Arab Emirates	8,003,922
15	Egypt	7,967,436
16	India	5,102,014
17	Saudi Arabia	4,925,433
18	Hong Kong S.A.R.	4,690,978
19	Denmark	4,400,084
20	Finland	3,927,045

21	Singapore	3,209,259
22	Belgium	2,298,553
23	Netherlands	1,924,734
24	Jordan	1,619,392
25	Malta	1,351,697
26	Lebanon	1,116,994
27	Switzerland	704,961
28	Slovenia	675,255
29	Thailand	413,050
30	Bulgaria	315,072
31	Greece	302,531
32	Morocco	286,103
33	Portugal	190,749
34	Poland	93,000
35	Luxembourg	56,574
36	Canada	47,752
37	Lithuania	13,413
38	Latvia	9,657
39	Romania	2,575

Accepted Coverage Requests [?]

Foreign Transfers - Salaries[?]

From 1/1 - to 31/07/2024[?]

Order.	Entity	Value in USD
1	Alaman Bank for Trade and Investment	5,873,182
2	Flight Transfer - Transfer of surplus sales to Tunisian services	5,655,208
3	Bank of Commerce and Investment	4,137,738
4	Al Andalus Bank Company	2,238,815
5	Tadhamun Bank	2,000,000
6	(55) Salary transfers for foreigners	1,025,898
7	Arab Islamic Investment Bank	777,627
7	Al Ahly Sport Club	431,769
8	Embassy of the State of Qatar	4,665

According to Beneficiary Country - Foreign Transfers (Salaries)[?]

Order.	Beneficiary Country	Value in USD
1	Tunisia	6,018,412
2	United States	4,015,000
3	United Kingdom	3,409,551
4	Spain	2,296,308
5	Egypt	1,843,425
6	Morocco	1,315,655
7	India	1,201,730

8	United Arab Emirates	1,044,553
9	Netherlands	791,189
10	Mauritius	552,207
11	Türkiye	277,705
12	Malta	274,077
13	Jordan	274,074
14	France	179,406
15	Ukraine	90,000
16	Poland	73,720
17	Mali	72,625
18	Bulgaria	67,800
19	Italy	56,630
20	Philippines	50,673
21	Belgium	40,994
22	Sudan	34,500
23	Uzbekistan	13,842
24	Moldova	11,864
25	Pakistan	6,000
26	Qatar	4,665