

Central Bank of Libya

Commercial Banks' Uses of Foreign Exchange

During (1/1 – to 30/09/2024)



Research and Statistics Department

&

Banking and Monetary Supervision Department



Foreign Exchange Expenditures' Movement Analysis

From 1/1 – to 30/09/2024

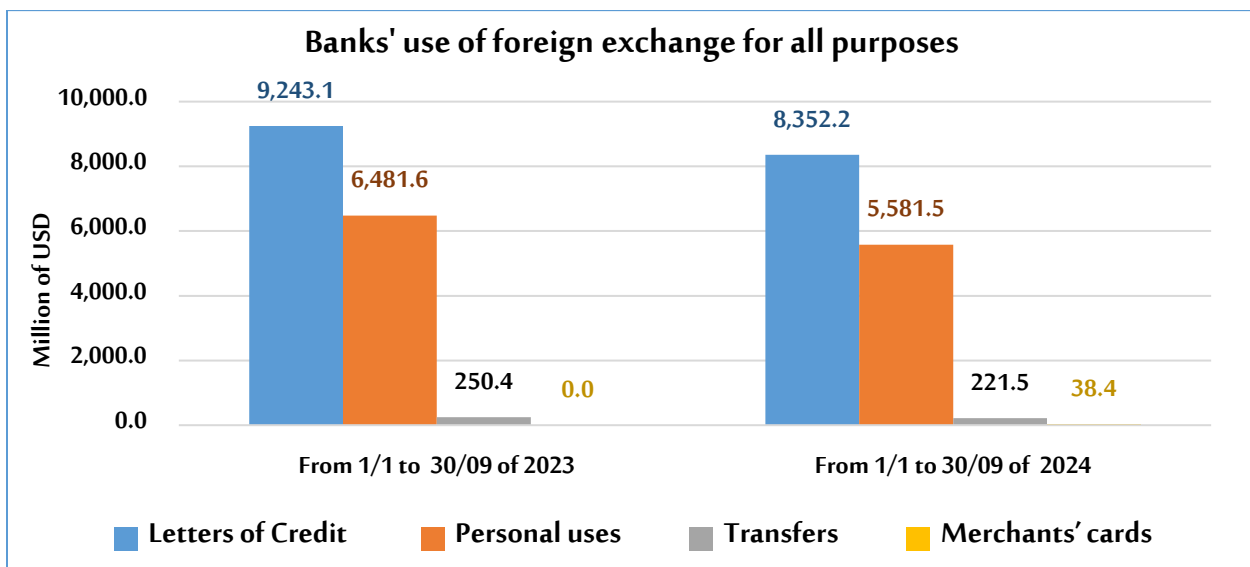
The total uses of foreign exchange by banks from 1/1 – to 30/09/2024 amounted to about \$14,193,931,082 compared to \$15,975,083,907 during the same period of 2023, which is a decline of about \$1,781,152,825, with a rate of 11.1%.

The letters of credit accounted for 58.8% of total bank uses of foreign exchange, personal purposes accounted for 39.3% of total bank uses of foreign exchange, while transfers accounted for only 1.9% of total uses.

The actual banks' uses of foreign exchange for all purposes

" in USD "

| Item | From 1/1 to 30/09 of 2023 | From 1/1 to 30/09 of 2024 | Change in value | Percentage change |
|-------------------|------------------------------|------------------------------|-----------------------|----------------------|
| Letters of Credit | 9,243,083,616 | 8,352,545,809 | -890,537,807 | -9.6 |
| Transfers | 250,427,713 | 221,509,473 | -28,918,240 | -11.5 |
| Personal uses | 6,481,572,578 | 5,581,450,800 | -900,121,778 | -13.9 |
| Merchants' cards | - | 38,425,000 | - | - |
| Total | 15,975,083,907 | 14,193,931,082 | -1,781,152,825 | -11.1 |





Amounts sold to banks in foreign exchange for all purposes:

According to the table below, which illustrates the values sold of foreign exchange by banks, it is clear that [National Commercial Bank](#) was the most bank purchased foreign exchange from 1/1 – to 30/09/2024 with a market share of 16.4%, as the total amounts of foreign exchange purchased was about \$2,328,442,913, followed by [Aman Bank for Trade and Investment](#) with a market share of 14.6%, as the total amounts of foreign exchange purchased was about \$2,070,723,542, then [Jumhouria Bank](#) was in the third place with a value of \$1,602,096,675. Then [Nuran Bank](#) was ranked in fourth place with a value of \$1,266,367,553, then [Wahda Bank](#) was in fifth place with a value of \$1,229,998,646. Then the following banks come in terms of relative importance in order: [Libyan Islamic Bank, the United Bank, Bank of Commerce and Development, Sahara Bank, and Andalus Bank](#) as shown in the table below, which also contains the order in which banks were in the same period of 2023.



Ranking of banks according to the total amounts sold of foreign exchange.

| Bank | From 1/1 to 30/09 of 2023 | | | From 1/1 to 30/09 of 2024 | | |
|---|---------------------------|-----------------------|--------------|---------------------------|-----------------------|--------------|
| | Order | Value in USD | Market Share | Order | Value in USD | Market Share |
| National Commercial Bank | 1 | 2,182,044,685 | 13.7% | 1 | 2,328,442,913 | 16.4% |
| Aman Bank for Trade and Investment | 4 | 1,684,316,499 | 10.5% | 2 | 2,070,723,542 | 14.6% |
| Jumhouria Bank | 3 | 1,823,025,459 | 11.4% | 3 | 1,602,096,675 | 11.3% |
| Nuran Bank | 6 | 1,365,872,687 | 8.6% | 4 | 1,266,367,553 | 8.9% |
| Wahda Bank | 2 | 1,989,252,365 | 12.5% | 5 | 1,229,998,646 | 8.7% |
| Libyan Islamic Bank | 7 | 1,141,260,655 | 7.1% | 6 | 872,733,684 | 6.1% |
| United Bank for Commerce and Investment | 8 | 1,103,989,914 | 6.9% | 7 | 864,058,920 | 6.1% |
| Bank of Commerce and Development | 13 | 304,760,911 | 1.9% | 8 | 759,435,349 | 5.4% |
| Sahara Bank | 9 | 781,195,162 | 4.9% | 9 | 664,001,404 | 4.7% |
| Andalus Bank | 14 | 256,553,675 | 1.6% | 10 | 587,668,884 | 4.1% |
| North African Bank | 10 | 508,966,829 | 3.2% | 11 | 537,833,056 | 3.8% |
| Assaray Trade and Investment Bank | 12 | 333,037,056 | 2.1% | 12 | 420,789,244 | 3.0% |
| First Gulf Libyan Bank | 11 | 469,441,294 | 2.9% | 13 | 404,131,757 | 2.8% |
| Libyan Foreign Bank | 18 | 79,231,795 | 0.5% | 14 | 144,943,902 | 1.0% |
| Alwaha Bank | 16 | 153,070,204 | 1.0% | 15 | 130,651,232 | 0.9% |
| Tadhamon Bank | 17 | 139,785,177 | 0.9% | 16 | 124,144,096 | 0.9% |
| Mediterranean Bank | 19 | 39,907,490 | 0.2% | 17 | 91,089,830 | 0.6% |
| Yaqeen Bank | 5 | 1,403,211,815 | 8.8% | 18 | 66,777,979 | 0.5% |
| Alwafa Bank | 15 | 216,160,234 | 1.4% | 19 | 24,314,646 | 0.2% |
| Arab Investment Islamic Bank | - | - | - | 20 | 3,723,768 | 0.03% |
| National Union Bank | 20 | 0 | 0.0% | 21 | 4,000 | 0.0% |
| Total | - | 15,975,083,907 | 100 % | - | 14,193,931,082 | 100 % |



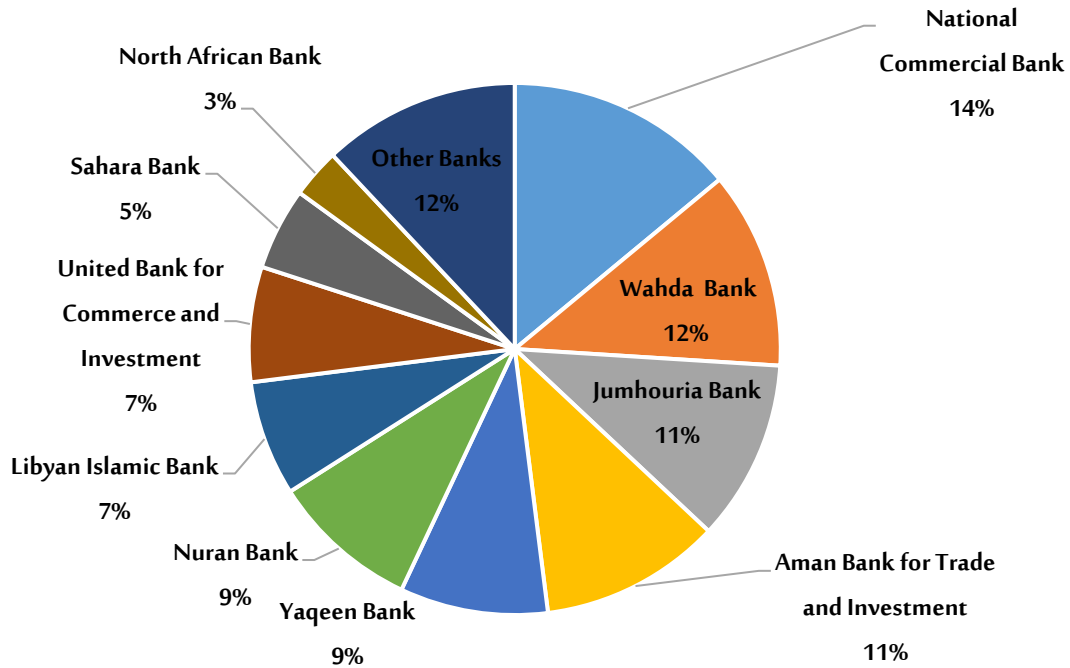
Amounts sold to banks in foreign exchange - According to purpose.

"In Millions of USD"

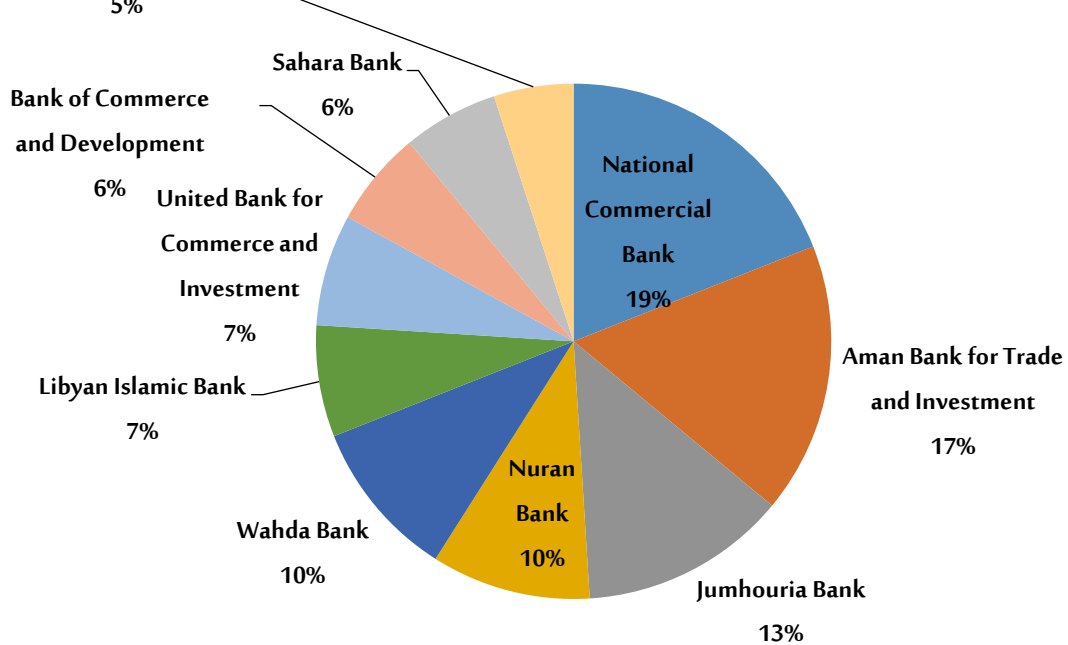
| Order | Bank | Letters of Credit | | Miscellaneous Transfers | | Personal Purposes | | Merchants' cards | |
|-------|---|------------------------------|------------------------------|------------------------------|------------------------------|------------------------------|------------------------------|------------------------------|------------------------------|
| | | From 1/1 to 30/09 of 2023 | From 1/1 to 30/09 of 2024 | From 1/1 to 30/09 of 2023 | From 1/1 to 30/09 of 2024 | From 1/1 to 30/09 of 2023 | From 1/1 to 30/09 of 2024 | From 1/1 to 30/09 of 2023 | From 1/1 to 30/09 of 2024 |
| -1 | National Commercial Bank | 1,015,256,711 | 1,413,175,776 | 5,161,502 | 2,434,137 | 1,161,626,472 | 900,683,000 | - | 12,150,000 |
| -2 | Aman Bank for Trade and Investment | 506,992,748 | 653,133,705 | 465,540 | 1,729,438 | 1,176,858,211 | 1,397,864,900 | - | 17,995,500 |
| -3 | Jumhouria Bank | 989,504,346.940 | 1,008,733,993 | 47,146,112 | 5,172,282 | 786,375,000 | 588,190,400 | - | 0 |
| -4 | Nuran Bank | 1,052,849,496 | 1,015,715,781 | 23,109,304 | 19,939,773 | 289,913,887 | 223,572,500 | - | 7,139,500 |
| -5 | Wahda Bank | 1,714,671,067 | 625,248,926 | 920,049 | 446,220 | 273,661,249 | 604,303,500 | - | 0 |
| -6 | Libyan Islamic Bank | 856,055,780 | 602,747,999 | 39,497,432 | 14,074,685 | 245,707,443 | 255,911,000 | - | 0 |
| -7 | United Bank for Commerce and Investment | 322,708,209 | 458,152,820 | 3,374,237 | 0 | 777,907,468 | 405,906,100 | - | 0 |
| -8 | Bank of Commerce and Development | 3,600,000 | 322,932,972 | 0 | 60,236,077 | 301,160,911 | 375,766,300 | - | 500,000 |
| -9 | Sahara Bank | 283,402,655 | 361,780,928 | 8,871,204 | 12,811,476 | 488,921,303 | 289,409,000 | - | 0 |
| -10 | Andalus Bank | 231,597,433 | 501,208,415 | 5,391,934 | 13,901,269 | 19,564,307 | 72,559,200 | - | 0 |
| -11 | North African Bank | 300,952,686 | 300,437,283 | 38,328,917 | 24,900,573 | 169,685,225 | 212,055,200 | - | 440,000 |
| -12 | Assaray Trade and Investment Bank | 309,289,017 | 356,523,003 | 14,517,435 | 58,741 | 9,230,604 | 64,207,500 | - | 0 |
| -13 | First Gulf Libyan Bank | 439,431,213 | 383,879,758 | 29,724,596 | 19,280,399 | 285,485 | 971,600 | - | 0 |
| -14 | Libyan Foreign Bank | 56,328,068 | 101,897,765 | 22,616,337 | 42,444,637 | 287,390 | 601,500 | - | 0 |
| -15 | Alwaha Bank | 70,800,886 | 50,371,388 | 0 | 1,977,244 | 82,269,318 | 78,302,600 | - | 0 |
| -16 | Tadhamon Bank | 139,785,177 | 107,935,796 | 0 | 2,000,000 | 0 | 14,208,300 | - | 0 |
| -17 | Mediterranean Bank | 33,015,096 | 73,000,907 | 0 | 102,523 | 6,892,394 | 17,986,400 | - | 0 |
| -18 | Yaqeen Bank | 703,242,587 | -1,836,621 | 11,303,112 | 0 | 688,666,116 | 68,414,600 | - | 200,000 |
| -19 | Alwafa Bank | 213,600,439 | 13,781,446 | 0 | 0 | 2,559,795 | 10,533,200 | - | 0 |
| -20 | Arab Investment Islamic Bank | - | 3,723,768 | - | 0 | - | 0 | - | 0 |
| -21 | National Union Bank | 0 | 0 | 0 | 0 | 0 | 4,000 | - | 0 |
| | Total Grand | 9,243,083,616 | 8,352,545,809 | 250,427,713 | 221,509,473 | 6,481,572,578 | 5,581,450,800 | - | 38,425,000 |



**Relative importance by bank for foreign exchange uses
from 1/1 to 30/09 of 2023**



**Relative importance by bank for foreign exchange uses
from 1/1 to 30/09 of 2024**





Accepted banks' requests to cover Letters of Credit and transfers, except for personal purposes, from 1/1 – to 30/09/2024:

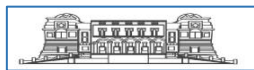
The number of companies, factories, public entities, and other entities whose applications were approved to purchase foreign exchange from 1/1 – to 30/09/2024 has reached (2,151), with a number of total requests amounting to 12,323 applications. Most of these applications were made in purpose to cover letters of credit, which were 10,795 applications, 87.6% of the total applications, as shown in the following tables:

Number of accepted applications for foreign exchange purchase - by sectors

| Sectors | Number of companies, factories, or entities |
|------------------------|---|
| Private Sector | 2,043 |
| Public Sector | 33 |
| Miscellaneous Entities | 75 |
| Total | 2,151 |

Number of accepted applications for foreign exchange purchase by type of transfer

| Transfer type | Number of requests | | | Total | Relative Importance % |
|-------------------------------|--------------------|---------------|----------------|---------------|-----------------------|
| | Private Sector | Public Sector | Banking Sector | | |
| Letters of Credit | 10,560 | 222 | 13 | 10,795 | 87.6% |
| Airlines Transfers | 742 | 61 | 8 | 811 | 6.6% |
| Commercial Transfers | 16 | 244 | 32 | 292 | 2.4% |
| Other Transfers | 28 | 190 | 12 | 230 | 1.9% |
| Insurance Transfers | 21 | 72 | 0 | 93 | 0.8% |
| Salary Transfers - Foreigners | 0 | 0 | 63 | 63 | 0.5% |
| Industrial Transfers | 35 | 4 | 0 | 39 | 0.3% |
| Total | 11,402 | 793 | 128 | 12,323 | 100% |



1. Private Sector

The number of private sector companies and factories reached (2,043) whose requests for foreign exchange from banks to cover Letters of credit and other transfers were approved during the period (1/1 - until 30/09/2024), where requests for the purchase of foreign exchange by the private sector to import Miscellaneous Food Commodities ranked first of the total purchase requests during the period, constituting 25.2% of the total foreign exchange purchase requests. As for private sector companies, Al Naseem Food Industries Company ranked first during the period. The following tables show the purchase orders for the top hundred goods or services, as well as purchase orders according to the most important hundred companies during the period (1/1 - until 30/09/2024).

Purchase orders for the top fifty goods or services - Private sector

During the period (1/1 – 30/09/2024)

"Descending order "

| Order. | Goods or services | Value in USD | Relative Importance % |
|--------|--|---------------|-----------------------|
| 1 | Miscellaneous Food Commodities | 1,983,234,182 | 25.2% |
| 2 | Production and Operation Supplies | 1,601,546,247 | 20.3% |
| 3 | Transportation, tires, batteries and spare parts | 549,772,663 | 7.0% |
| 4 | Building Materials and Construction Supplies | 420,641,894 | 5.3% |
| 5 | Feeds | 413,067,055 | 5.2% |
| 6 | Essential Commodity Production Requirements | 385,655,152 | 4.9% |
| 7 | Machinery and Equipment | 354,693,181 | 4.5% |
| 8 | Live and frozen meat | 334,029,863 | 4.2% |
| 9 | Electronic Equipment | 276,972,379 | 3.5% |
| 10 | Medicines | 248,961,343 | 3.2% |
| 11 | Agricultural | 206,980,024 | 2.6% |
| 12 | Household and Household Electrical | 191,593,769 | 2.4% |
| 13 | Milk, diapers and baby food | 151,978,294 | 1.9% |
| 14 | Sanitary materials | 100,726,974 | 1.3% |
| 15 | Milk | 86,524,745 | 1.1% |



| | | | |
|----|---|------------|--------|
| 16 | Burniq Air requests | 75,299,811 | 1.0% |
| 17 | Cheeses | 74,100,882 | 0.9% |
| 18 | Airlines Transfers | 46,447,950 | 0.6% |
| 19 | Clothing and Shoes | 44,824,076 | 0.6% |
| 20 | Furniture | 38,492,772 | 0.5% |
| 21 | Agricultural | 35,899,090 | 0.5% |
| 22 | Various navigational services | 34,482,054 | 0.4% |
| 23 | Stationery | 25,569,905 | 0.3% |
| 24 | Hygienic materials | 22,669,057 | 0.3% |
| 25 | Fruits and Vegetables | 21,307,090 | 0.3% |
| 26 | Special requests for Libyan Wings Company | 18,979,280 | 0.2% |
| 27 | Cleaning materials | 16,625,823 | 0.2% |
| 28 | Ghee | 15,338,030 | 0.2% |
| 29 | ICT Services | 14,885,285 | 0.2% |
| 30 | Miscellaneous | 14,640,482 | 0.2% |
| 31 | Veterinary Medicines | 13,259,856 | 0.2% |
| 32 | Production and Operation Services | 13,189,589 | 0.2% |
| 33 | Libyan Express Air Transport Company | 10,881,994 | 0.1% |
| 34 | Fish and Marines | 7,709,188 | 0.1% |
| 35 | Oya Airlines expenses | 4,771,360 | 0.1% |
| 36 | Butter | 3,720,488 | 0.05% |
| 37 | Tobacco of all kinds and accessories | 3,400,500 | 0.04% |
| 38 | Carpets and Textiles | 3,306,394 | 0.04% |
| 39 | Other Goods | 2,326,931 | 0.03% |
| 40 | Ghadames Airlines Company | 1,750,692 | 0.02% |
| 41 | MedSky Airways Company requests | 1,618,347 | 0.02% |
| 42 | Iron and steel plant operating requirements | 1,526,137 | %0.02 |
| 43 | Insurance Companies Transfers | 784,513 | %0.01 |
| 44 | Medical | 711,461 | %0.01 |
| 45 | System subscription fees | 610,500 | %0.01 |
| 46 | Costs of tourist services | 565,391 | %0.01 |
| 47 | Goods for public services | 266,962 | %0.003 |



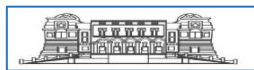
| | | | |
|----|-------------------------|---------|--------|
| 48 | Port Operating Supplies | 175,517 | %0.002 |
| 49 | Visa fees costs | 76,485 | %0.001 |

Purchase orders by the most important hundred companies - Private sector
During the period (1/1 – 30/09/2024)

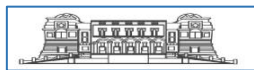
"Descending order"

" in USD "

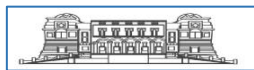
| Order. | Company or factory | Value in USD |
|--------|--|--------------|
| 1 | Al Naseem Food Industries Company | 134,288,633 |
| 2 | Wadi Al-Kouf Company for Mills, Fodder, and Rice Mills | 122,943,808 |
| 3 | Al-Sharq Al-Alibya Company for Mills, Fodder, and Rice Mills | 118,005,115 |
| 4 | Toyota Libya for Cars, Spare Parts, Import, and Export | 93,662,388 |
| 5 | Berniq Airlines company | 90,876,284 |
| 6 | Almotaheda Alibya Company for Beverage Packaging | 86,140,421 |
| 7 | Al-Jaid Company for Importing Foodstuffs | 78,833,094 |
| 8 | Sharyan Al-Hayat Company for Importing All Types of Fodder, Complements, Agricultural Equipment, Animal Seeds, and Grain Milling | 75,000,000 |
| 9 | Al-Mabrouka Company for Importing Foodstuffs | 74,839,242 |
| 10 | Al-Libya Al-Kubra Company for Semolina and Flour Production | 68,811,427 |
| 11 | Al-Mamoura Company for Food Industries, Mills, and Fodder | 68,337,182 |
| 12 | Africa Beverage Packaging Company | 64,650,816 |
| 13 | Judy Food Industries Company | 62,885,541 |
| 14 | Al-Maher International Company for Mills and Fodder | 57,664,421 |
| 15 | Al-Jahiza Company for Importing Foodstuffs | 54,392,000 |
| 16 | Sama Alibya Company for Importing Foodstuffs, Livestock, and Meat | 54,263,097 |
| 17 | Yild Company for Importing Foodstuffs | 53,414,375 |
| 18 | Jabal Al-Kouf Company for Importing Cars and Spare Parts | 50,927,091 |
| 19 | Khairat Al-Ayadi Company for Importing Foodstuffs | 50,327,500 |
| 20 | Joudat Al-Mawsim Company for Importing Foodstuffs | 48,931,500 |
| 21 | Majmuua Alibya for Oil and Energy Services | 48,620,320 |
| 22 | Droob Alibya for Importing Transport Means and Accessories | 47,141,832 |
| 23 | Majmuua Al-Imtiyaz for Importing Various Transport Means and Accessories | 45,769,749 |



| | | |
|----|--|------------|
| 24 | Al-Rayhan Company for Food Industries | 44,418,514 |
| 25 | Basmat Al-Jawda Company for Importing Foodstuffs, Livestock, and Meat | 44,165,185 |
| 26 | Arous Al-Bayda Company for Importing Livestock and Meat (Affiliated with Akakus Holding Company) | 42,272,200 |
| 27 | Majmuua Al-Raedoon for Building Materials Industry | 41,789,327 |
| 28 | Al-Saraya Al-Raqiya Company for Importing Foodstuffs, Fresh Vegetables, Fruits, Livestock, and Meat | 41,727,713 |
| 29 | Bustan Alibya Company for Importing Foodstuffs, Livestock, and Meat | 40,413,371 |
| 30 | Alfa Company for Importing Medicines, Medical Equipment, Medical Supplies, and Mother and Child Essentials | 40,107,707 |
| 31 | Majmuua Al-Imtiyaz for Mills, Rice Mills, and Vegetable Oil Packaging | 39,879,550 |
| 32 | Al-Mamoura Company for Agricultural and Animal Investment | 38,017,680 |
| 33 | Al-Mabrouka Company for Food Industries | 37,907,555 |
| 34 | Reyada Company for Chemical Industries and Raw Materials | 36,119,910 |
| 35 | Al-Jaid Company for Food Industries | 33,540,422 |
| 36 | Adwaa Al-Nayzak Company for Importing Electronic Devices and Accessories and Spare Parts | 33,339,103 |
| 37 | Al-Thamrat Al-Alibya Company for Importing Foodstuffs | 33,243,705 |
| 38 | Al-Ibdaa Company for Manufacturing Detergents, Soap, and Related Supplies | 32,927,660 |
| 39 | Alastetmaria Engineering Company for Industries and Metal Forming | 32,874,766 |
| 40 | Al-Wasl Al-Muneer Company for Importing Foodstuffs, Livestock, and Meat | 32,282,620 |
| 41 | Al-Tawasul Al-Mumayaz Company for Importing Raw Materials | 32,215,898 |
| 42 | Tamr Hend Company for Importing Cars and Spare Parts | 32,009,781 |
| 43 | Alibya Wings Airlines | 31,499,547 |
| 44 | Watan Al-Majd Company for Importing Foodstuffs | 31,310,092 |
| 45 | Tareeq Al-Qarah Company for Importing Foodstuffs | 31,051,803 |
| 46 | Al-Zarqa International Company for Food Industries | 30,636,417 |
| 47 | Al-Jibal Company for Fodder Production | 30,447,844 |
| 48 | Al-Wisam Al-Thahabi Company for Flour Production and Rice Mills | 29,185,550 |
| 49 | Al-Quds Company for Manufacturing Plastic Tanks and Pipes | 29,073,760 |
| 50 | Al-Mamoura Company for Importing and Distributing Foodstuffs | 28,616,261 |



| | | |
|----|---|------------|
| 51 | Lamsat Al-Hayat Company for Importing Medical Equipment, Medicines, Medical Supplies, and Mother and Child Essentials | 27,247,893 |
| 52 | Aali Al-Andalus Company for Food Industries | 26,877,465 |
| 53 | Aramco Paint Manufacturing Factory | 26,135,200 |
| 54 | Al-Jawda Al-Alamiya Al-Oula Company for Fodder, Flour Mills, and Food Industries | 26,042,100 |
| 55 | Idri Company for Importing Transport Means and Accessories | 25,886,646 |
| 56 | Onyx Company for Building Materials, Paint, Pastes, Plastic Industries, and Raw Materials | 25,562,000 |
| 57 | Tarables Al-Kubra Company for Tomato and Foodstuff Packaging | 25,421,440 |
| 58 | Al-Rafeeq Al-Amthal Company for Building Materials Industry | 24,361,484 |
| 59 | Al-Masboubaat Company for Building Materials Industry | 24,310,304 |
| 60 | Gamma Plastics Manufacturing Factory | 23,479,322 |
| 61 | Al-Shams Al-Sati'a Company for Food Industries | 23,112,509 |
| 62 | Al-Sahel Company for Importing Livestock and Meat | 22,852,371 |
| 63 | Adwaa Africa Company for Importing Foodstuffs, Livestock, and Meat | 21,913,444 |
| 64 | Al-Qaysar Company for Cleaning Materials Industry | 21,813,125 |
| 65 | Al-Sawahel Al-Thahabiya Company for Importing Foodstuffs | 21,702,544 |
| 66 | Carthage Company for Food Industries | 21,629,500 |
| 67 | Mafatih Al-Khair Company for Importing Electrical Devices, Materials, Spare Parts, and Electronic Devices and Accessories | 20,566,082 |
| 68 | Osool Technologya Company for Manufacturing Electronic and Electrical Devices | 20,547,750 |
| 69 | Al-Marai Al-Khosba Company for Mills, Fodder, and Rice Mills | 20,513,760 |
| 70 | Al-Tawaon Fodder Manufacturing Factory | 20,447,900 |
| 71 | Al-Madhak Al-Tayyeb Company for Importing Foodstuffs, Livestock, and Meat | 20,237,423 |
| 72 | Al-Sahl Al-Akhdar Company for Mills and Fodder | 20,231,082 |
| 73 | Knows Alibya Company for Mills, Fodder, and Rice Mills | 20,112,805 |
| 74 | Al-Mamoura Al-Oula Company for Importing Foodstuffs | 19,394,548 |
| 75 | Beta Cleaning Materials Manufacturing Factory | 19,378,000 |
| 76 | Al-Toroq Al-Haditha Company for Asphalt and Insulation Materials | 18,862,587 |
| 77 | Super Company for Building Materials, Paint, Plastic, and Raw Materials | 18,741,300 |
| 78 | Aldwalia Company for Building Materials, Paint, Plastic, and Raw Materials | 18,691,050 |
| 79 | Sama Al-Marai Company for Mills, Fodder, and Rice Mills | 18,596,697 |



| | | |
|-----|---|------------|
| 80 | Al-Taqnia Al-Khadra Company for Importing Electrical and Electronic Devices | 18,456,947 |
| 81 | Global Company for Building Materials, Paint, Pastes, Plastic, and Raw Materials | 18,433,920 |
| 82 | Al-Droob Company for Manufacturing Bitumen, Cutramin, and Insulators | 18,345,932 |
| 83 | Al-Taef Company for Importing Foodstuffs | 18,341,575 |
| 84 | Al-Asala Al-Dhahabiya Company for Mills and Rice Mills | 18,301,083 |
| 85 | Al-Naj' Al-Kabeer Company for Importing Foodstuffs, Livestock, and Meat | 18,293,421 |
| 86 | Ajyal Al-Ata Al-Wafir Company for Importing Foodstuffs | 18,288,000 |
| 87 | Omega Company for Chemical Industries and Packaging Materials | 18,156,900 |
| 88 | Al-Nokhwa Al-Alibya Company for Importing Foodstuffs | 18,121,174 |
| 89 | Al-Sadd Al-Hadeeth Company for Mills, Fodder, and Pasta Production | 17,942,280 |
| 90 | Al-Ghith Al-Dhahabi Company for Tomato Paste and Foodstuff Packaging Industries | 17,866,250 |
| 91 | Al-Falak Al-Awal Company for Importing Transport Means, Spare Parts, and Accessories | 17,612,149 |
| 92 | Almotaheda Arab Company for Cleaning Materials Industry | 17,309,500 |
| 93 | Ajwad Motors Company for Car Importing | 17,297,161 |
| 94 | Al-Mobtaker Al-Hadith Company for PVC Manufacturing | 17,240,313 |
| 95 | Al-Shajra Al-Shamkha Company for Importing Foodstuffs, Livestock, and Meat | 16,849,135 |
| 96 | Ibtihaaj Al-Tabia Company for Importing Foodstuffs | 16,741,106 |
| 97 | Alibya aljadida Company for Metal Manufacturing | 16,675,684 |
| 98 | Al-Alamiya Company for Importing Medicines, Medical Supplies, and Mother and Child Essentials | 16,620,319 |
| 99 | Al-Shorouq Al-Alamiya Company for Food Industries | 16,608,600 |
| 100 | Al-Amal Al-Adheema Company for Importing Foodstuffs | 16,602,000 |

Banks' requests for letters of credits and remittances - Private sector

(By most important beneficiary countries)

The table below shows the values of banks' foreign exchange orders by beneficiary countries during (1/1 - 30/09/2024) of the private sector, according to the table 22.2% of bank transfers to cover letters of credit or other transfers were to Türkiye, The United Arab Emirates ranked second with 13.5%, then Switzerland and United Kingdom with 7.9%, and 7.0% respectively. The following table shows the top twenty beneficiary countries.



Banks' requests for letters of credit and transfers - Private Sector

(according to the most important beneficiary countries)

During (1/1 – 30/09/2024)

| Order. | Beneficiary Country | Value in USD | Relative Importance % |
|--------|----------------------|---------------|-----------------------|
| 1 | Turkey | 1,748,929,252 | 22.2% |
| 2 | United Arab Emirates | 1,065,536,648 | 13.5% |
| 3 | Switzerland | 620,407,107 | 7.9% |
| 4 | United Kingdom | 549,632,464 | 7.0% |
| 5 | Egypt | 515,647,036 | 6.5% |
| 6 | China | 417,388,594 | 5.3% |
| 7 | Italy | 371,683,727 | 4.7% |
| 8 | Tunisia | 313,501,029 | 4.0% |
| 9 | Spain | 264,435,157 | 3.4% |
| 10 | Canada | 179,042,287 | 2.3% |
| 11 | Jordan | 162,280,616 | 2.1% |
| 12 | Austria | 154,156,994 | 2.0% |
| 13 | Japan | 125,693,244 | 1.6% |
| 14 | Thailand | 124,979,052 | 1.6% |
| 15 | France | 121,647,490 | 1.5% |
| 16 | Netherlands | 116,470,711 | 1.5% |
| 17 | South Korea | 103,463,844 | 1.3% |
| 18 | Germany | 97,285,010 | 1.2% |
| 19 | New Zealand | 64,187,241 | 0.8% |
| 20 | India | 50,191,835 | 0.6% |

Banks' requests for letters of credit and transfers - Private sector

(According to the most important countries of origin of goods or services)

The table below shows the values of banks' foreign exchange orders by country of origin of goods or services during the period (1/1 - 30/09/2024) of the private sector. The goods and



services of Turkish origin ranked first and accounted for 20.2% of the total accepted purchase orders, imports of goods and services of Chinese origin were second attributed to 11.1% of the total. While, goods and services of Egypt origin ranked third and accounted for 9.6%, and goods and services of Russian origin represented 6.9% of the total. The goods and services of Brazilian origin accounted for 5.2% of the total. The following table shows the twenty most important countries of origin for goods or services.

Banks' requests for letters of credit and transfers - Private sector
(According to the most important countries of origin of goods or services)

During (1/1 – 30/09/2024)

| Order. | Country of origins | Value in USD | Relative Importance % |
|--------|----------------------|---------------|-----------------------|
| 1 | Turkey | 1,589,328,529 | 20.2% |
| 2 | China | 877,154,222 | 11.1% |
| 3 | Egypt | 756,880,294 | 9.6% |
| 4 | Russian Federation | 540,428,256 | 6.9% |
| 5 | Brazil | 407,338,706 | 5.2% |
| 6 | India | 394,025,038 | 5.0% |
| 7 | Italy | 364,482,950 | 4.6% |
| 8 | Tunisia | 264,609,976 | 3.4% |
| 9 | Ukraine | 211,857,422 | 2.7% |
| 10 | Spain | 187,425,048 | 2.4% |
| 11 | Thailand | 179,645,221 | 2.3% |
| 12 | Argentina | 176,789,081 | 2.2% |
| 13 | France | 143,554,258 | 1.8% |
| 14 | Germany | 140,939,885 | 1.8% |
| 15 | Netherlands | 122,408,193 | 1.6% |
| 16 | United Arab Emirates | 113,417,974 | 1.4% |
| 17 | Saudi Arabia | 111,811,584 | 1.4% |
| 18 | United States | 106,430,923 | 1.4% |
| 19 | Belgium | 102,816,870 | 1.3% |
| 20 | Ireland | 92,232,896 | 1.2% |



2. Public Sector

The number of public sector entities whose applications for foreign exchange to cover letters of credit and other transfers were approved reached **33 entities** during the period (1/1 - until 30/09/2024), where the Iron and Steel Factory's requirements ranked first of the total purchase orders during the period, as it constituted 42.3% of the total foreign exchange purchase requests, while the Production and operation requirements ranked the second place in terms of relative importance to constitute about 10.6%. Therefore, the Libyan Iron and Steel Company ranked first, as its accepted requests for the purchase of foreign exchange recorded about \$358.5 Million, followed by Libyana Mobile Phone Company with total acceptable requests of \$88.7 million, and the following tables show requests for the purchase of goods or services as well as purchase orders by public entities during the period (1/1 – until 30/09/2024).

Purchase orders by commodity or service - **public sector**

During the period (1/1 – 30/09/2024)

"Descending order"

| Order. | Goods or Services | Value in USD | Relative Importance % |
|--------|--|--------------|-----------------------|
| 1 | Libyan Iron and Steel Company Requirements | 340,504,682 | 42.3% |
| 2 | Production and operation requirements | 85,589,092 | 10.6% |
| 3 | Requests of Transportation Projects Board | 64,300,000 | 8.0% |
| 4 | Libyana Mobile Phone Company Requests | 60,499,763 | 7.5% |
| 5 | Communications and IT Services | 55,413,632 | 6.9% |
| 6 | Aletihad Alarabee Contracting Company | 41,119,610 | 5.1% |
| 7 | Almadar Aljadid | 30,988,149 | 3.8% |
| 8 | Airline Transfers | 20,653,677 | 2.6% |
| 9 | Port Operating Requirements | 19,276,729 | 2.4% |



| | | | |
|----|--|------------|--------|
| 10 | Libya Telecom and Technology Company | 14,848,533 | 1.8% |
| 11 | Libya Insurance Company Transfers | 9,324,318 | 1.2% |
| 12 | Machinery and Equipment | 9,311,465 | 1.2% |
| 13 | Miscellaneous Food Commodities | 8,064,000 | 1.0% |
| 14 | Afriqiyah Airways | 6,402,131 | 0.8% |
| 15 | Housing Projects Authority Requests | 5,721,046 | 0.7% |
| 16 | Building Materials and Construction Supplies | 4,761,896 | 0.6% |
| 17 | Foodstuffs | 4,317,050 | 0.5% |
| 18 | Al Ahlia Cement Company J.S.C | 4,113,849 | 0.5% |
| 19 | Port operation and maintenance requirements | 3,709,988 | 0.5% |
| 20 | Production and Operation Services | 3,244,958 | 0.4% |
| 21 | Libyan Airlines Requirements | 2,189,298 | 0.3% |
| 22 | Awqaf General Authority and Islamic Affairs | 2,108,454 | 0.3% |
| 23 | Miscellaneous | 2,030,750 | 0.3% |
| 24 | Electronic Devices | 1,948,376 | 0.2% |
| 25 | General Company for Importing Security Goods | 1,465,100 | 0.2% |
| 26 | General Electricity Company Requirements | 1,090,179 | 0.1% |
| 27 | Training Course Transfers | 821,882 | 0.1% |
| 28 | Transportation, tires, batteries and spare parts | 632,347 | 0.1% |
| 29 | Libyan Ports Company | 486,619 | 0.1% |
| 30 | Moamalat Financial Services Company Requirements | 310,977 | 0.04% |
| 31 | Goods for public services | 66,625 | 0.01% |
| 32 | Hatef Libya Company Operating Supplies | 15,178 | 0.002% |

Purchase orders by entities - Public Sector

During the period (1/1 – 30/09/2024)

"Descending order"

| Order. | Entity Name | Value in USD |
|--------|-------------------------------|--------------|
| 1 | Libyan Iron and Steel Company | 358,453,529 |
| 2 | Libyana Mobile Phone Company | 88,703,364 |
| 3 | Natiional Development Agency | 70,300,000 |



| | | |
|----|---|------------|
| 4 | Administrative Centre Development Authority | 50,499,805 |
| 5 | Aletihad Alarabee Contracting Company J.S.C | 45,925,517 |
| 6 | Almadar Aljadid Company | 44,800,990 |
| 7 | Misurata Free Zone | 25,250,069 |
| 8 | Afriqiyah Airways | 23,074,282 |
| 9 | Libya Telecom and Technology Company J.S.C | 22,448,313 |
| 10 | Al Ahlia Cement Company J.S.C | 13,584,190 |
| 11 | Tatweer Industrial Investment Company | 11,968,000 |
| 12 | Libya Insurance Company | 10,660,088 |
| 13 | Hatef Libya Company | 9,401,655 |
| 14 | Libyan International Telecommunications Company | 5,863,552 |
| 15 | Housing and Utilities Projects Implementation Authority | 5,721,046 |
| 16 | Libyan Airlines | 4,079,035 |
| 17 | Al-Manhaj Printing and Publishing Company | 1,945,321 |
| 18 | Alenma Electric Investment Company | 1,869,824 |
| 19 | General Company for Importing Security Goods | 1,501,155 |
| 20 | Public Company for General Cleaning Services Tripoli | 1,465,100 |
| 21 | Libyan Ports Company | 1,104,509 |
| 22 | Awqaf General Authority and Islamic Affairs | 2,108,454 |
| 23 | Public Services Company of Tripoli | 892,000 |
| 24 | Libyan Federation of Insurance Companies | 822,644 |
| 25 | Libyan Academy for Communications and Informatics Company | 807,382 |
| 26 | National Center for Meteorology | 768,951 |
| 27 | Moamalat Financial Services Company | 629,977 |
| 28 | Atheqaa Company for Meat and Food Import Joint Stock | 413,050 |
| 29 | Trucks and Buses Company | 107,300 |
| 30 | University of Benghazi | 85,429 |
| 31 | Aljeel Aljadeed for Technology Company | 50,144 |
| 32 | Libya Post Company | 15,178 |
| 33 | Insurance Supervisory Authority | 10,500 |



3. Miscellaneous:

Accepted Coverage Requests Foreign Transfers - Salaries From 1/1 - to 30/09/2024

| Order. | Entity | Value in USD |
|--------|--|--------------|
| 1 | Egyptair Company | 8,620,569 |
| 2 | Alaman Bank for Trade and Investment | 7,597,976 |
| 3 | Flight Transfer - Transfer of surplus sales to Tunisian services | 5,655,208 |
| 4 | Bank of Commerce and Investment | 4,137,738 |
| 5 | Al Andalus Bank Company | 2,238,815 |
| 6 | Tadhamun Bank | 2,000,000 |
| 7 | (63) Salary transfers for foreigners | 1,087,646 |
| 8 | Arab Islamic Investment Bank | 852,584 |
| 9 | Al Ahly Sport Club | 431,769 |
| 10 | Mediterranean Bank | 427,021 |
| 11 | German Airlines | 160,950 |
| 12 | Royal Jordanian Airlines Branch | 151,678 |
| 13 | Embassy of the State of Qatar | 4,665 |

According to Beneficiary Country - Foreign Transfers (Salaries)

| Order. | Beneficiary Country | Value in USD |
|--------|----------------------|--------------|
| 1 | Egypt | 8,747,969 |
| 2 | Tunisia | 6,018,412 |
| 3 | United States | 4,015,000 |
| 4 | United Kingdom | 3,409,551 |
| 5 | Spain | 3,262,008 |
| 6 | Morocco | 1,315,655 |
| 7 | India | 1,201,730 |
| 8 | United Arab Emirates | 1,044,553 |
| 9 | Netherlands | 791,189 |
| 10 | China | 759,094 |



| | | |
|----|-------------|---------|
| 11 | Jordan | 592,596 |
| 12 | Mauritius | 552,207 |
| 13 | Turkey | 281,836 |
| 14 | Malta | 274,077 |
| 15 | Belgium | 189,120 |
| 16 | France | 179,406 |
| 17 | Germany | 160,950 |
| 18 | Ukraine | 104,245 |
| 19 | Poland | 97,735 |
| 20 | Mali | 72,625 |
| 21 | Bulgaria | 67,800 |
| 22 | Philippines | 66,030 |
| 23 | Italy | 56,630 |
| 24 | Lebanon | 35,330 |
| 25 | Sudan | 34,500 |
| 26 | Uzbekistan | 13,842 |
| 27 | Moldova | 11,864 |
| 28 | Pakistan | 6,000 |
| 29 | Qatar | 4,665 |



Appendices

Accepted coverage requests for all sectors from 1/1 – to 30/09/2024:

- List of all beneficiary companies and factories
- Purchase Orders by Goods or Services
- Purchase orders by country of origin of goods or services and the beneficiary country.

Accepted Coverage Requests ⓘ
List of all Companies and Factories - Private Sector ⓘ
From 1/1 - to 30/09/2024 ⓘ

"Descending order" ⓘ

| Order. | Company or factory | Value in USD |
|--------|--|--------------|
| 1 | Al Naseem Food Industries Company | 134,288,633 |
| 2 | Wadi Al-Kouf Company for Mills, Fodder, and Rice Mills | 122,943,808 |
| 3 | Al-Sharq Al-Alibya Company for Mills, Fodder, and Rice Mills | 118,005,115 |
| 4 | Toyota Libya for Cars, Spare Parts, Import, and Export | 93,662,388 |
| 5 | Berniq Airlines company | 90,876,284 |
| 6 | Almotaheda Alibya Company for Beverage Packaging | 86,140,421 |
| 7 | Al-Jaid Company for Importing Foodstuffs | 78,833,094 |
| 8 | Sharyan Al-Hayat Company for Importing All Types of Fodder, Complements, Agricultural Equipment, Animal Seeds, and Grain Milling | 75,000,000 |
| 9 | Al-Mabrouka Company for Importing Foodstuffs | 74,839,242 |
| 10 | Al-Libya Al-Kubra Company for Semolina and Flour Production | 68,811,427 |
| 11 | Al-Mamoura Company for Food Industries, Mills, and Fodder | 68,337,182 |
| 12 | Africa Beverage Packaging Company | 64,650,816 |
| 13 | Judy Food Industries Company | 62,885,541 |
| 14 | Al-Maher International Company for Mills and Fodder | 57,664,421 |
| 15 | Al-Jahiza Company for Importing Foodstuffs | 54,392,000 |
| 16 | Sama Alibya Company for Importing Foodstuffs, Livestock, and Meat | 54,263,097 |
| 17 | Yild Company for Importing Foodstuffs | 53,414,375 |
| 18 | Jabal Al-Kouf Company for Importing Cars and Spare Parts | 50,927,091 |
| 19 | Khairat Al-Ayadi Company for Importing Foodstuffs | 50,327,500 |
| 20 | Joudat Al-Mawsim Company for Importing Foodstuffs | 48,931,500 |
| 21 | Majmuaa Alibya for Oil and Energy Services | 48,620,320 |
| 22 | Droob Alibya for Importing Transport Means and Accessories | 47,141,832 |
| 23 | Majmuaa Al-Imtiyaz for Importing Various Transport Means and Accessories | 45,769,749 |
| 24 | Al-Rayhan Company for Food Industries | 44,418,514 |
| 25 | Basmat Al-Jawda Company for Importing Foodstuffs, Livestock, and Meat | 44,165,185 |
| 26 | Arous Al-Bayda Company for Importing Livestock and Meat (Affiliated with Akakus Holding Company) | 42,272,200 |
| 27 | Majmuaa Al-Raadoon for Building Materials Industry | 41,789,327 |

| | | |
|----|---|------------|
| 28 | Al-Saraya Al-Raqiya Company for Importing Foodstuffs, Fresh Vegetables, Fruits, Livestock, and Meat | 41,727,713 |
| 29 | Bustan Alibya Company for Importing Foodstuffs, Livestock, and Meat | 40,413,371 |
| 30 | Alfa Company for Importing Medicines, Medical Equipment, Medical Supplies, and Mother and Child Essentials | 40,107,707 |
| 31 | Majmuaa Al-Imtiyaz for Mills, Rice Mills, and Vegetable Oil Packaging | 39,879,550 |
| 32 | Al-Mamoura Company for Agricultural and Animal Investment | 38,017,680 |
| 33 | Al-Mabrouka Company for Food Industries | 37,907,555 |
| 34 | Reyada Company for Chemical Industries and Raw Materials | 36,119,910 |
| 35 | Al-Jaid Company for Food Industries | 33,540,422 |
| 36 | Adwaa Al-Nayzak Company for Importing Electronic Devices and Accessories and Spare Parts | 33,339,103 |
| 37 | Al-Thamrat Al-Alibya Company for Importing Foodstuffs | 33,243,705 |
| 38 | Al-Ibdaa Company for Manufacturing Detergents, Soap, and Related Supplies | 32,927,660 |
| 39 | Alastetmaria Engineering Company for Industries and Metal Forming | 32,874,766 |
| 40 | Al-Wasl Al-Muneer Company for Importing Foodstuffs, Livestock, and Meat | 32,282,620 |
| 41 | Al-Tawasul Al-Mumayaz Company for Importing Raw Materials | 32,215,898 |
| 42 | Tamr Hend Company for Importing Cars and Spare Parts | 32,009,781 |
| 43 | Alibya Wings Airlines | 31,499,547 |
| 44 | Watan Al-Majd Company for Importing Foodstuffs | 31,310,092 |
| 45 | Tareeq Al-Qarah Company for Importing Foodstuffs | 31,051,803 |
| 46 | Al-Zarqa aldwalia Company for Food Industries | 30,636,417 |
| 47 | Al-Jibal Company for Fodder Production | 30,447,844 |
| 48 | Al-Wisam Al-Thahabi Company for Flour Production and Rice Mills | 29,185,550 |
| 49 | Al-Quds Company for Manufacturing Plastic Tanks and Pipes | 29,073,760 |
| 50 | Al-Mamoura Company for Importing and Distributing Foodstuffs | 28,616,261 |
| 51 | Lamsat Al-Hayat Company for Importing Medical Equipment, Medicines, Medical Supplies, and Mother and Child Essentials | 27,247,893 |
| 52 | Aali Al-Andalus Company for Food Industries | 26,877,465 |
| 53 | Aramco Paint Manufacturing Factory | 26,135,200 |
| 54 | Al-Jawda Al-Alamiya Al-Oula Company for Fodder, Flour Mills, and Food Industries | 26,042,100 |
| 55 | Idri Company for Importing Transport Means and Accessories | 25,886,646 |
| 56 | Onyx Company for Building Materials, Paint, Pastes, Plastic Industries, and Raw Materials | 25,562,000 |
| 57 | Tarables Al-Kubra Company for Tomato and Foodstuff Packaging | 25,421,440 |
| 58 | Al-Rafeeq Al-Amthal Company for Building Materials Industry | 24,361,484 |
| 59 | Al-Masboubaat Company for Building Materials Industry | 24,310,304 |
| 60 | Gamma Plastics Manufacturing Factory | 23,479,322 |
| 61 | Al-Shams Al-Sati'a Company for Food Industries | 23,112,509 |

| | | |
|----|---|------------|
| 62 | Al-Sahel Company for Importing Livestock and Meat | 22,852,371 |
| 63 | Adwaa Africa Company for Importing Foodstuffs, Livestock, and Meat | 21,913,444 |
| 64 | Al-Qaysar Company for Cleaning Materials Industry | 21,813,125 |
| 65 | Al-Sawahel Al-Thahabiya Company for Importing Foodstuffs | 21,702,544 |
| 66 | Carthage Company for Food Industries | 21,629,500 |
| 67 | Mafatih Al-Khair Company for Importing Electrical Devices, Materials, Spare Parts, and Electronic Devices and Accessories | 20,566,082 |
| 68 | Osool Technologya Company for Manufacturing Electronic and Electrical Devices | 20,547,750 |
| 69 | Al-Marai Al-Khosba Company for Mills, Fodder, and Rice Mills | 20,513,760 |
| 70 | Al-Tawaon Fodder Manufacturing Factory | 20,447,900 |
| 71 | Al-Madhak Al-Tayyeb Company for Importing Foodstuffs, Livestock, and Meat | 20,237,423 |
| 72 | Al-Sahl Al-Akhdar Company for Mills and Fodder | 20,231,082 |
| 73 | Knows Alibya Company for Mills, Fodder, and Rice Mills | 20,112,805 |
| 74 | Al-Mamoura Al-Oula Company for Importing Foodstuffs | 19,394,548 |
| 75 | Beta Cleaning Materials Manufacturing Factory | 19,378,000 |
| 76 | Al-Toroq Al-Haditha Company for Asphalt and Insulation Materials | 18,862,587 |
| 77 | Super Company for Building Materials, Paint, Plastic, and Raw Materials | 18,741,300 |
| 78 | Aldwalia Company for Building Materials, Paint, Plastic, and Raw Materials | 18,691,050 |
| 79 | Sama Al-Marai Company for Mills, Fodder, and Rice Mills | 18,596,697 |
| 80 | Al-Taqnia Al-Khadra Company for Importing Electrical and Electronic Devices | 18,456,947 |
| 81 | Global Company for Building Materials, Paint, Pastes, Plastic, and Raw Materials | 18,433,920 |
| 82 | Al-Droob Company for Manufacturing Bitumen, Cutramin, and Insulators | 18,345,932 |
| 83 | Al-Taef Company for Importing Foodstuffs | 18,341,575 |
| 84 | Al-Asala Al-Dhahabiya Company for Mills and Rice Mills | 18,301,083 |
| 85 | Al-Naj' Al-Kabeer Company for Importing Foodstuffs, Livestock, and Meat | 18,293,421 |
| 86 | Ajyal Al-Ata Al-Wafir Company for Importing Foodstuffs | 18,288,000 |
| 87 | Omega Company for Chemical Industries and Packaging Materials | 18,156,900 |
| 88 | Al-Nokhwa Al-Alibya Company for Importing Foodstuffs | 18,121,174 |
| 89 | Al-Sadd Al-Hadeeth Company for Mills, Fodder, and Pasta Production | 17,942,280 |
| 90 | Al-Ghith Al-Dhahabi Company for Tomato Paste and Foodstuff Packaging Industries | 17,866,250 |
| 91 | Al-Falak Al-Awal Company for Importing Transport Means, Spare Parts, and Accessories | 17,612,149 |
| 92 | Almotaheda alarbia Company for Cleaning Materials Industry | 17,309,500 |
| 93 | Ajwad Motors Company for Car Importing | 17,297,161 |
| 94 | Al-Mobtaker Al-Hadith Company for PVC Manufacturing | 17,240,313 |
| 95 | Al-Shajra Al-Shamkha Company for Importing Foodstuffs, Livestock, and Meat | 16,849,135 |
| 96 | Ibtihaaj Al-Tabia Company for Importing Foodstuffs | 16,741,106 |

| | | |
|-----|---|------------|
| 97 | Alibya aljadida Company for Metal Manufacturing | 16,675,684 |
| 98 | Al-Alamiya Company for Importing Medicines, Medical Supplies, and Mother and Child Essentials | 16,620,319 |
| 99 | Al-Shorouq Al-Alamiya Company for Food Industries | 16,608,600 |
| 100 | Al-Amal Al-Adheema Company for Importing Foodstuffs | 16,602,000 |
| 101 | Al-Koot Al-Jadeed Company for Importing Heavy Machinery, Equipment, and Spare Parts | 16,504,309 |
| 102 | Al-Amana Company for Importing Mother and Child Supplies | 16,151,251 |
| 103 | Lamar Benghazi Plastic Manufacturing Company | 16,102,347 |
| 104 | Ard Al-Ata for Food Industries Ltd. | 15,891,544 |
| 105 | Al-Turab Al-Alibya Company for Importing Foodstuffs and Livestock | 15,446,405 |
| 106 | Mersin Company for Importing Household and Electrical Items | 15,386,376 |
| 107 | Al-Binyan Company for Metal Smelting and Rolling | 15,354,915 |
| 108 | Gisr Al-Khaleej Company for Importing Livestock and Meat | 15,354,147 |
| 109 | Al-Omran Company for Car Importing and Spare Parts | 15,322,274 |
| 110 | Al-Ayadi Al-Bayda Company for PVC Manufacturing | 15,234,021 |
| 111 | SAS Company for Building Materials, Paint, Plastic, and Raw Materials | 15,029,500 |
| 112 | Al-Najah Factory for Mesh Sheet Manufacturing | 14,922,749 |
| 113 | Majmuaa Al-Tanafes Agricultural for Importing Agricultural Machinery and Spare Parts | 14,812,892 |
| 114 | Gargar Company for Agricultural and Animal Investment | 14,781,396 |
| 115 | Al-Mansour Company for Asphalt and Petroleum Derivatives | 14,744,100 |
| 116 | Al-Nafitha Al-Sehiya Company for Importing Medical Equipment and Supplies | 14,730,158 |
| 117 | Al-Fadaa Al-Dhahabi Company for Importing Foodstuffs | 14,522,545 |
| 118 | Al-Sahl Al-Mutakaddem Company for Importing Foodstuffs | 14,465,489 |
| 119 | An'am Alibya Company for Importing Fodder and Complements | 14,325,500 |
| 120 | Majmuaa Al-Ruwad Al-Alibya for Importing Transport Means and Accessories | 14,314,093 |
| 121 | Gulf Manufacturing for Water and Oil Factory Equipment | 13,976,882 |
| 122 | Sama Almotawasit Aviation Company | 13,965,472 |
| 123 | Hukol Alwatan for Importing Agricultural Machinery and Spare Parts | 13,755,004 |
| 124 | Alghitha Alsehhi for Importing Foodstuffs | 13,635,722 |
| 125 | Alkhaleej Alafriqi for Importing Heavy Machinery and Spare Parts | 13,547,570 |
| 126 | Alnaeem Mills, Feed, and Grains Company | 13,497,500 |
| 127 | Itrar Alaman for Importing Transportation Means and Accessories | 13,496,518 |
| 128 | Alragas Agricultural for Importing Agricultural Machinery, Supplies, and Spare Parts | 13,390,144 |
| 129 | Tarabels Alawla Mills and Feed Company | 13,338,000 |
| 130 | Anwar Almadina for Importing Electrical and Non-electrical Devices | 13,325,079 |
| 131 | Aljdar Alibia for Importing Transportation Means and Accessories Limited Liability Company | 13,196,349 |

| | | |
|-----|--|------------|
| 132 | Alrabia Alkhadra for Importing Foodstuffs | 12,982,281 |
| 133 | Altnmia Alhadeetha for Iron Industries | 12,967,851 |
| 134 | Alwahaat Almutajadida for Importing Foodstuffs | 12,923,287 |
| 135 | Alssad Mills, Feed, and Pasta Company | 12,914,500 |
| 136 | Ishraqat Alam for Agricultural and Animal Investment and Poultry Breeding | 12,903,777 |
| 137 | Altaqadum Aldawli for Importing Electrical and Non-electrical Devices and Spare Parts | 12,773,114 |
| 138 | Fardas for Pasta and Couscous Manufacturing | 12,741,000 |
| 139 | Aseel for Manufacturing Baby Diapers and Tissue Papers | 12,649,302 |
| 140 | Libya Alwataniya for Building Materials and Furniture Manufacturing | 12,617,292 |
| 141 | Roaa Altaqadum for Importing Foodstuffs, Livestock, and Meat | 12,579,525 |
| 142 | Alnawras for Feed, Mills, and Rice Milling Manufacturing | 12,517,956 |
| 143 | Alatrj for Importing Electronic and Electrical Devices and Mobile Phones | 12,400,327 |
| 144 | Majmout Marwa for Mills, Feed, and Rice Milling | 12,072,402 |
| 145 | Tayseer Pharmaceuticals for Importing Medical Equipment, Medicines, Medical Supplies, and Mother & Child Accessories | 12,070,347 |
| 146 | Panorama Libya for Feed Manufacturing | 12,004,250 |
| 147 | Alufuq for Importing Mother and Child Accessories | 11,890,212 |
| 148 | Alribat Alwatheeq for Importing Foodstuffs, Livestock, and Meat | 11,823,924 |
| 149 | Libya Alsariea for Civil Aviation, Ground Handling, and Air Cargo | 11,750,306 |
| 150 | Lu'luat Alard for Importing Agricultural Machinery and Spare Parts | 11,712,978 |
| 151 | Alibya Aljadeeda for Importing Cars and Spare Parts | 11,709,129 |
| 152 | Majmoet Mawaashi for Importing Foodstuffs, Livestock, and Meat | 11,605,300 |
| 153 | Alahlam for Sponge and Mattress Manufacturing, a subsidiary of Natco Holding | 11,518,123 |
| 154 | Alkhibra for Maritime Agencies, a subsidiary of Natco Holding | 11,514,420 |
| 155 | Rawafid Alghitha for Importing Foodstuffs | 11,500,958 |
| 156 | Almateen for Importing Foodstuffs | 11,412,831 |
| 157 | Rajaaha aldwalia for Importing Heavy Machinery and Factory Equipment | 11,339,000 |
| 158 | Alramah for Importing Foodstuffs | 11,317,499 |
| 159 | Albwadi Alkhadra for Feed Manufacturing and Grain Milling | 11,312,601 |
| 160 | Ashab Alnmaa for Importing Agricultural Seeds and Supplies | 11,304,321 |
| 161 | Alhayblo alalmia for Maritime Agencies | 11,274,690 |
| 162 | Alabrag Alateqa for Importing Foodstuffs | 11,220,000 |
| 163 | Alqala Almuhadetha for Manufacturing Building Materials, Plastics, and Raw Materials | 11,189,550 |
| 164 | Alamal for Importing Transportation Means and Accessories | 11,129,675 |
| 165 | Alhulool Almutakamila for Importing Medicines and Medical Equipment | 10,966,701 |
| 166 | Alandalus for Feed and Derivatives Manufacturing | 10,927,918 |

| | | |
|-----|---|------------|
| 167 | Alsalsa for Food Industries, Water Technology, and Plastic Extrusions | 10,912,297 |
| 168 | Alsomood for Importing Household Items | 10,759,423 |
| 169 | Sama Alwatan for Importing Electrical and Non-electrical Devices, Spare Parts, and Electronic Devices | 10,754,582 |
| 170 | Beta Polymer Factory for Manufacturing Raw Materials for Chemical Industries | 10,698,600 |
| 171 | Aljoda Alraeda for Importing Foodstuffs | 10,679,494 |
| 172 | Alrabie for Sponge, Furnishings, and Mattress Manufacturing | 10,676,982 |
| 173 | Alwasal for Asphalt and Oil Insulation Manufacturing | 10,630,250 |
| 174 | Hadrian for Importing Foodstuffs Limited | 10,542,116 |
| 175 | Alhesn Almateen for Iron Industries | 10,494,092 |
| 176 | Nuwarat Libya for Importing Foodstuffs | 10,357,793 |
| 177 | Alnabaq for Importing Medicines, Medical Supplies, and Mother & Child Accessories | 10,322,510 |
| 178 | Tawasul Libya for Importing Electronics | 10,278,851 |
| 179 | Alfath for Mills and Feed Manufacturing | 10,054,852 |
| 180 | Alzahraa for Importing Foodstuffs | 9,968,607 |
| 181 | Alqimma Aldawliya for Manufacturing Aluminum of All Types | 9,963,946 |
| 182 | Najmat Alfurssan for Importing Foodstuffs | 9,959,991 |
| 183 | Karmen Trading for Importing Medical Equipment, Medicines, Medical Supplies, and Mother & Child Accessories | 9,957,199 |
| 184 | Afaaq Alghad for Wood Industries | 9,935,782 |
| 185 | Majma' Albayan for Building Materials, Petrochemicals, and Chemicals Manufacturing | 9,897,930 |
| 186 | Basateen Aljana for Food Industries | 9,896,595 |
| 187 | Alfajr Aljadeed for Grain Milling, Flour Manufacturing, and Rice Milling | 9,600,000 |
| 188 | Almazare' Group for Importing Agricultural Machinery | 9,566,793 |
| 189 | Alkhair Alrafie for Kitchen and Furniture Manufacturing | 9,533,401 |
| 190 | Nepal for Importing Transportation Means and Accessories | 9,494,912 |
| 191 | Nebras Alkhair for Feed Manufacturing and Grain Milling | 9,466,399 |
| 192 | Alrabie Aljadeed for Importing Foodstuffs | 9,456,154 |
| 193 | Altumoo Alarabi for Importing Foodstuffs and Fresh Fruits | 9,402,879 |
| 194 | Bab Almadina for Kitchen Manufacturing and All Types of Accessories | 9,371,960 |
| 195 | Mawashi Althika Aldaema for Importing Foodstuffs, Livestock, and Meat | 9,340,129 |
| 196 | Almiathaq Alhadeeth for PVC Manufacturing | 9,309,520 |
| 197 | Oya aldwalia Aviation | 9,281,193 |
| 198 | Everest for Food Industries | 9,269,460 |
| 199 | Matla Alfajr for Importing Cosmetics, Hardware, and Cleaning Supplies | 9,160,074 |
| 200 | Almutawasit for Feed Manufacturing | 9,140,000 |

| | | |
|-----|--|-----------|
| 201 | Janoub Libya for Importing Fruits, Vegetables, Foodstuffs, Livestock, and Meat | 9,138,225 |
| 202 | Alshofan for Importing Agricultural Machinery, Supplies, and Spare Parts | 9,028,644 |
| 203 | Alrabie Factory for Feed Manufacturing | 8,990,000 |
| 204 | Alurban for Importing Medical Equipment, Medicines, Medical Supplies, and Mother & Child Accessories | 8,953,192 |
| 205 | A'ali Almutawasit for Importing Foodstuffs, Livestock, and Meat | 8,897,050 |
| 206 | Alraed for Importing Sports Clothing and Shoes, Limited Liability | 8,824,395 |
| 207 | Addar Alarabiya for Importing Foodstuffs, Livestock, and Meat | 8,797,136 |
| 208 | Hatteen Alalamiyah for Importing Raw Materials | 8,770,144 |
| 209 | Africa Aljadeeda for Importing Foodstuffs | 8,741,980 |
| 210 | Alsalam for Food Industries | 8,712,000 |
| 211 | Alhareth for Importing Agricultural Machinery, Supplies, and Spare Parts | 8,711,801 |
| 212 | Ard Alzafran for Importing Foodstuffs | 8,697,266 |
| 213 | Alhadba for Feed Manufacturing | 8,691,865 |
| 214 | Altalee'a Aljadeeda for Feed Manufacturing, Limited Liability | 8,647,189 |
| 215 | Wasel Libya for Transportation | 8,638,320 |
| 216 | Alwateaq Alawal for PVC Manufacturing | 8,623,903 |
| 217 | Qasreen Aldawaa for Importing Medical Equipment, Medicines, Medical Supplies, and Mother & Child Accessories | 8,611,236 |
| 218 | Maysan for Food Industries | 8,488,276 |
| 219 | Aljeera alalamia for Importing Foodstuffs, Livestock, and Meat | 8,451,304 |
| 220 | Kayan for Manufacturing Water and Oil Factory Equipment | 8,448,286 |
| 221 | Albaraka Assafia for Importing Medicines, Medical Supplies, and Mother & Child Accessories | 8,405,102 |
| 222 | Almasa for Importing Foodstuffs | 8,398,587 |
| 223 | Atlas Alfaniya for Food Industries | 8,300,040 |
| 224 | Alam Alaman for Importing Foodstuffs | 8,209,971 |
| 225 | Hukol Alola for Importing Agricultural Machinery, Supplies, and Spare Parts | 8,190,461 |
| 226 | Taj Alwoqar for Importing Electrical and Non-electrical Devices | 8,176,605 |
| 227 | Almarooj for Kitchen Manufacturing | 8,080,159 |
| 228 | Hotoon for Importing Foodstuffs | 8,048,039 |
| 229 | Alrafeea Wood Industries Factory | 8,042,227 |
| 230 | Tawasul Ala'alam for Importing Electronic Devices and Accessories and Spare Parts | 8,040,687 |
| 231 | Homey for Distribution, Packaging, and Filling | 8,025,735 |
| 232 | Alfolath for Aluminum Manufacturing of All Types | 7,968,603 |
| 233 | Qimam Alsahil for Importing Electrical and Non-electrical Devices and Spare Parts | 7,918,428 |
| 234 | Alreysha Aldhahabiya for Importing Foodstuffs | 7,911,421 |

| | | |
|-----|---|-----------|
| 235 | Alzahraa for Food Manufacturing | 7,908,892 |
| 236 | Alnour Altayeb for Feed Manufacturing | 7,906,800 |
| 237 | Alfakhama Aldhahabiya for Flour Milling and Feed Manufacturing | 7,811,600 |
| 238 | Ajyad Libya Alula for Importing Building Materials, Sanitary Ware, and Accessories | 7,800,611 |
| 239 | Alahtimam for Importing Medicines, Medical Supplies, and Mother & Child Accessories | 7,783,442 |
| 240 | Seeran for Importing Medicines and Medical Equipment | 7,761,388 |
| 241 | Almadaen for PVC Manufacturing | 7,736,040 |
| 242 | Aman Alghad for Importing Foodstuffs, Livestock, and Meat | 7,689,818 |
| 243 | Alamida Aldawliya for Iron Manufacturing of All Types | 7,686,952 |
| 244 | Alnajm Alsa'ed for Importing Heavy Machinery, Equipment, and Spare Parts | 7,646,258 |
| 245 | Alriyas Alibiya for Importing Medical Equipment, Medicines, Medical Supplies | 7,565,350 |
| 246 | Alddika Aldawliya for PVC Manufacturing and Derivatives | 7,565,264 |
| 247 | Albeyt Albaset for Importing Electrical Devices | 7,560,709 |
| 248 | Alwasal Alibiya for Mills and Feed Manufacturing | 7,557,577 |
| 249 | Alsafy for Importing Electrical and Non-electrical Devices, Spare Parts, and Electronic Devices | 7,553,253 |
| 250 | Idran for Importing Foodstuffs, Livestock, and Meat | 7,539,110 |
| 251 | Khayrat Aljood for Importing Agricultural Machinery, Supplies, and Spare Parts | 7,538,706 |
| 252 | Ikhtarak Alafdal for PVC Manufacturing of All Types | 7,493,879 |
| 253 | Albenaa Altaqani for Importing Building Materials | 7,486,400 |
| 254 | Alakleel Alalamiya for Importing Electrical and Electronic Devices and Accessories | 7,479,473 |
| 255 | Shuaa Alula for Manufacturing Building Materials and Sanitary Ware | 7,456,301 |
| 256 | Alta'awon Alsa'te for Importing Building Materials, Sanitary Ware, and Accessories | 7,433,717 |
| 257 | Delta Alkhair for Importing Building Materials, Sanitary Ware, and Accessories | 7,417,209 |
| 258 | Altaeka Aldaaema for Importing Foodstuffs | 7,407,979 |
| 259 | Aqar Almutamayez for Aluminum Manufacturing | 7,404,262 |
| 260 | Allayth Alawla for Importing Agricultural Machinery, Supplies, and Spare Parts | 7,397,276 |
| 261 | Sandra for Importing Foodstuffs, Livestock, and Meat | 7,388,893 |
| 262 | Alsedaa for Importing Medical Equipment and Tools | 7,320,382 |
| 263 | Yabqa Alamal Factory for Engineering Industries and Wire Drawing | 7,301,071 |
| 264 | Al-Qala'a Al-Muta'aliqa Company for Building Materials, Paints, Plastics, and Raw Materials | 7,260,900 |
| 265 | Marmara Al-Andalus Company for Importing Building Materials and Sanitary Supplies | 7,259,425 |
| 266 | Al-Iqlimiyah Al-Jadida Company for Importing Raw Materials | 7,225,626 |
| 267 | Al-Jawf Factory for Paints and Putties | 7,165,500 |
| 268 | Al-Kimya Company for Building Materials, Paints, Plastics, and Raw Materials | 7,161,300 |
| 269 | Al-Khairat Al-Alamiya Company for Importing Transportation Means and Accessories | 7,139,313 |
| 270 | Al-Rafee Factory for Aluminum and PVC Doors and Windows | 7,132,153 |

| | | |
|-----|---|-----------|
| 271 | Al-Khiyool Al-Dhahabiya Company for Importing Building Materials, Sanitary Supplies, and Accessories | 7,121,406 |
| 272 | Nepton Company for Paints and Putties | 7,120,200 |
| 273 | Al-Zahra Al-Libiyah Company for Food Industries | 7,079,284 |
| 274 | Provimi Al-Bahr Al-Mutawasit Company for Animal Feed | 7,075,597 |
| 275 | Al-Burooj Al-Muttahida Al-Oula Company for Feed and Grains | 7,072,500 |
| 276 | Al-Qala'a Company for Wood Industries | 6,994,506 |
| 277 | Basmati Company for Food Industries | 6,987,500 |
| 278 | Al-Rimal Al-Oula Company for Feed and Derivatives | 6,987,133 |
| 279 | Al-Tarabot Al-Mateen Company for Iron Industries | 6,969,448 |
| 280 | Libo Plast Company for Manufacturing Caps, Covers, and Food Packaging Materials | 6,952,692 |
| 281 | Al-Buthoor Al-Oula Company for Feed and Derivatives | 6,951,513 |
| 282 | Shamal Africa Company for Importing Foodstuffs | 6,918,307 |
| 283 | Al-Miqwad Al-Saree Company for Importing Oils, Tires, and Batteries | 6,892,951 |
| 284 | Wadi Benour Company for Food Industries | 6,887,886 |
| 285 | Al-Imtiyaz Al-Jadida Company for Importing Transportation Means and Accessories | 6,881,655 |
| 286 | Al-Andalus Company for Refining and Bottling Vegetable Oils | 6,851,057 |
| 287 | Al-Zein Al-Dawliya Al-Jadida Company for Importing Medical Supplies and Equipment | 6,849,520 |
| 288 | Al-Hakeem Company for Importing Medicines and Medical Supplies | 6,841,910 |
| 289 | Al-Mahsoul Al-Akhdar Company for Rice Mills, Food Industries, Flour Milling, and Derivatives | 6,750,000 |
| 290 | Al-Sunbulah Company for Food Industries | 6,625,648 |
| 291 | Farah Company for Food Industries | 6,625,000 |
| 292 | Al-Tawasol Al-Jadeed Company for Manufacturing Doors, Windows, Decorations from Aluminum, PVC | 6,617,944 |
| 293 | Albena almetale Company for Importing Electrical and Non-Electrical Devices and Spare Parts | 6,582,408 |
| 294 | Al-Safwa Company for Importing Electrical and Non-Electrical Devices and Spare Parts and Electronic Devices | 6,560,372 |
| 295 | Itar Al-Tameer Holding Company | 6,548,283 |
| 296 | Al-Baraka alalmiya Company for Importing Foodstuffs, Livestock, and Meat | 6,511,529 |
| 297 | Al-Jam'iya Al-Istihlakia for Importing Foodstuffs, Livestock, and Meat | 6,510,124 |
| 298 | Moharekat Yadr Company for Importing Means of Transportation and Accessories | 6,507,344 |
| 299 | Al-Irtika' Al-Mumayaz for Food Industries, Mills, and Rice Mills | 6,443,370 |
| 300 | Al-Shorouk alibia for Mills and Animal Feed | 6,434,302 |
| 301 | Al-Baraka Company for Refining and Packing Oils | 6,432,508 |
| 302 | Al-Najah Company for Importing Building Materials and Sanitary Products and Accessories | 6,431,643 |
| 303 | Majouet alkhaliq alzaher for Importing Foodstuffs | 6,414,749 |

| | | |
|-----|---|-----------|
| 304 | Al-Majal Al-Zakher Company for Importing Electrical and Non-Electrical Devices and Spare Parts and Electronic Devices | 6,407,454 |
| 305 | Al-Muheet Al-Ra'ida for Importing Electrical and Non-Electrical Devices and Spare Parts and Electronic Devices | 6,381,251 |
| 306 | Alkhebrat aldewaeya Company for Importing Medicines and Medical Equipment | 6,344,422 |
| 307 | Al-Tallat Libia for Importing Foodstuffs | 6,331,925 |
| 308 | Al-Jawda Company for Manufacturing Animal Feed and Poultry Farming | 6,320,600 |
| 309 | Al-Lamsa Al-Akhira Factory for Manufacturing Wooden Furniture | 6,306,901 |
| 310 | Emax Electro Company for Importing Electrical and Electronic Devices | 6,302,355 |
| 311 | Al-Ghitha Al-Libi Company for Importing Foodstuffs, Livestock, and Meat | 6,247,731 |
| 312 | Libika Company for Food Industries | 6,247,489 |
| 313 | Bab Al-Quds Company for Manufacturing Animal Feed, Flour, and Grain Milling | 6,240,000 |
| 314 | Al-Sail Plast for Plastic Industries | 6,210,715 |
| 315 | Al-Zahra Al-Yasmeen Company for Importing Agricultural Equipment | 6,201,984 |
| 316 | Qimmat Al-Jibal Company for Electronic and Electrical Industries | 6,148,164 |
| 317 | Al-Mujama' Al-Muttahid for Assembling and Manufacturing Electronic and Electrical Devices | 6,117,939 |
| 318 | Al-Rahba Al-Haditha for Importing Electrical and Non-Electrical Devices and Spare Parts | 6,094,614 |
| 319 | Al-Istimar Company for Importing Foodstuffs | 6,077,136 |
| 320 | Al-Saqiya Company for Importing Foodstuffs, Livestock, and Meat | 6,028,574 |
| 321 | Al-Wutad Al-Muneer Company for Electrical and Electronic Industries and Accessories | 5,987,519 |
| 322 | Al-Muntaj Al-Awwal Company for Importing Livestock and Meat | 5,965,139 |
| 323 | Al-Ufuq Al-Dawliya Company for Importing Decoration Supplies, Junk, and Cleaning Products | 5,952,967 |
| 324 | Drasaf Libya Company for Manufacturing Ceramics, Porcelain, and Sanitary Products | 5,896,460 |
| 325 | Tripolis Company for Mills and Animal Feed | 5,865,000 |
| 326 | Al-Mawsim Company for Food Industries and Rice Mills | 5,850,000 |
| 327 | Tajoura Al-Hayat Company for Food Industries | 5,849,963 |
| 328 | Alam Al-Ghitha Company for Importing Foodstuffs | 5,848,800 |
| 329 | Hada'iq Al-Naseem Company for Food Industries | 5,845,216 |
| 330 | Al-Ghitha Al-Jadid Company for Importing Agricultural Equipment and Machines | 5,827,344 |
| 331 | Al-Sanobar Company for Manufacturing Aluminum of All Types | 5,814,761 |
| 332 | Al-Fakhama Group for Melting and Forming Metals | 5,811,642 |
| 333 | Al-Afdal Ikhtiyar Company for Importing Mother and Child Supplies | 5,805,194 |
| 334 | Al-Amn Al-Takhasusi Company for Importing Electrical and Non-Electrical Devices and Electronic Devices | 5,797,602 |
| 335 | Al-Mays Company for Importing Medicines and Medical Supplies and Mother and Child Supplies | 5,742,209 |

| | | |
|-----|---|-----------|
| 336 | Dana Factory for Manufacturing Metal Furniture | 5,734,848 |
| 337 | Al-Jusour Company for Importing Agricultural Equipment and Accessories | 5,724,508 |
| 338 | Al-Rimal Company for Importing Mother and Child Supplies | 5,705,000 |
| 339 | Al-Kawadir Al-Mutajida for Manufacturing Kitchens | 5,685,970 |
| 340 | Mafaza North Africa for Importing Cars, Spare Parts, Oils, and Accessories | 5,645,716 |
| 341 | Aqwat Al-Khayr Company for Food Industries | 5,637,320 |
| 342 | Bodour Al-Khayr Al-Awwal Company for Importing Agricultural Supplies and Equipment | 5,633,080 |
| 343 | Al-Qabtani Company for Importing Foodstuffs | 5,601,900 |
| 344 | Al-Ra'is Factory for Manufacturing Wooden Furniture | 5,585,245 |
| 345 | Atmar Al-Muttahid Company for Importing Foodstuffs | 5,568,622 |
| 346 | Al-Khayyam Company for PVC Manufacturing | 5,566,570 |
| 347 | Al-Judur Company for Importing Building and Sanitary Materials and Accessories | 5,564,613 |
| 348 | Al-Madina Misrata Company for Manufacturing Paints, Pastes, and Building Chemicals, affiliated with Al-Madina Misrata Holding | 5,543,875 |
| 349 | Qaraji Company for Importing Means of Transportation and Accessories | 5,515,307 |
| 350 | Noor Al-Kanari Company for Hatching Eggs and Poultry Farming and Production | 5,505,973 |
| 351 | Al-Najah Al-Ra'ida Company for Engineering Industries | 5,457,705 |
| 352 | Al-Khalij Al-Sadra Company for Importing Means of Transportation and Accessories | 5,456,774 |
| 353 | Wakil Zliten Company for Importing Foodstuffs, Fruits, and Meat | 5,452,750 |
| 354 | Al-Afdaliyya Al-Da'ima Company for Importing Foodstuffs, Livestock, and Meat | 5,452,302 |
| 355 | Snao aldawlia Company for Importing Foodstuffs | 5,447,450 |
| 356 | Al-Ufuq Al-Sa'it Company for Importing Raw Materials | 5,436,213 |
| 357 | Al-Dawliya Company for Importing Electrical and Household Materials | 5,426,796 |
| 358 | Al-Wa'd Al-Mumtaz Company for Importing Electronic and Home Electrical Materials | 5,398,836 |
| 359 | Al-Bahira Company for Manufacturing Building Materials | 5,371,645 |
| 360 | Al-Ma'ida Al-Raqiya Company for Importing Foodstuffs | 5,335,769 |
| 361 | Al-Sad Al-Jadid Company for Manufacturing Animal Feed and Its Derivatives | 5,310,000 |
| 362 | Majmout Al-Tawasul Al-Jadid for Importing Raw Materials | 5,291,808 |
| 363 | Wadi Al-Amal Company for Food Manufacturing | 5,291,426 |
| 364 | Al-Yarmouk Al-Hadith Factory for Manufacturing Aluminum and PVC | 5,244,150 |
| 365 | Al-Najah Company for Manufacturing Insulating Panels and Prefabricated Houses | 5,186,658 |
| 366 | Afeef Company for Importing Foodstuffs | 5,185,880 |
| 367 | Al-Bina' Al-Thabit Company for Manufacturing Kitchens and Furniture | 5,185,600 |
| 368 | Safari Company for Importing Foodstuffs | 5,183,871 |
| 369 | Al-Barq Al-Mudhi Company for Importing Mother and Child Supplies | 5,179,166 |
| 370 | Al-Amal Company for Importing Medicines and Medical Equipment | 5,175,108 |

| | | |
|-----|---|-----------|
| 371 | Dar Al-Takhasus for Importing Electronic and Electrical Devices | 5,160,267 |
| 372 | Al-Tawasul Al-Mutakamil for Importing Building Materials | 5,153,675 |
| 373 | Al-Matin Al-Awwal Company for Importing Cars and Spare Parts | 5,146,000 |
| 374 | Al-Tasakhir Al-Dawliya Company for Importing Agricultural Equipment and Supplies and Spare Parts | 5,129,860 |
| 375 | Al-Tamad Company for Poultry Farming and Hatching | 5,118,674 |
| 376 | Al-Mays Company for Food Industries | 5,108,039 |
| 377 | Sukkar Al-Alami Company for Importing Foodstuffs | 5,093,100 |
| 378 | Al-Shouf Company for Importing Foodstuffs | 5,061,771 |
| 379 | Dar Qurtuba Company for Importing Medical Equipment, Medicines, Medical Supplies, and Mother and Child Supplies | 5,047,551 |
| 380 | Najmat Al-Sahel Company for Importing Agricultural Equipment and Supplies and Spare Parts | 5,006,065 |
| 381 | Mafaza Petrochemical Industries Company | 4,997,959 |
| 382 | Al-Sa'adi for Agricultural and Animal Production Company | 4,990,065 |
| 383 | Al-Funoon Company for Importing Books and Stationery | 4,983,897 |
| 384 | A'ali Sidra Company for Manufacturing Building Materials | 4,967,563 |
| 385 | Al-Saniya Company for Manufacturing, Packing, and Canning Tomato Paste | 4,967,477 |
| 386 | Al-Sandan Al-Mutaliq Company for Food and Soft Drink Manufacturing | 4,912,034 |
| 387 | Al-Daniya Al-Kubra Company for Importing Household and Electrical Materials | 4,910,536 |
| 388 | Pharmalis Libya Company for Importing Medicines and Medical Supplies and Mother and Child Supplies | 4,909,003 |
| 389 | Al-Istithmaria for Mills and Rice Mills and Animal Feed | 4,899,000 |
| 390 | Al-Amir Al-Libi Company for Food Industries | 4,870,022 |
| 391 | Al-Rutail and Partners for Manufacturing Building Materials and Plastic Pipes | 4,849,577 |
| 392 | Alam Al-Ibda'a Company for Medical Equipment | 4,821,752 |
| 393 | Al-Najm Al-Sa'it Al-Fadhi Company for Importing Agricultural Equipment and Supplies and Spare Parts | 4,812,008 |
| 394 | Rawafid Al-Mustaqbal Company for Importing Foodstuffs | 4,809,741 |
| 395 | Al-Wahaj Company for Importing Foodstuffs, Livestock, and Meat | 4,791,364 |
| 396 | Al-Ghawt Company for Importing Clothing, Textiles, and Leather Goods | 4,765,986 |
| 397 | Al-Baybas Complex for Plastic Industries | 4,765,985 |
| 398 | Riadh Company for Food Industries | 4,760,047 |
| 399 | Al-Rihab Company for Importing Cars and Spare Parts | 4,738,245 |
| 400 | Tabuk Company for Manufacturing Electrical and Electronic Devices | 4,732,706 |
| 401 | Tamara Al-Mawsim for Manufacturing Agricultural Equipment | 4,728,075 |
| 402 | Noor Al-Taqaddum Company for Importing Foodstuffs | 4,708,704 |

| | | |
|-----|---|-----------|
| 403 | Al-Mujama' Al-Mutawirin for Manufacturing Aluminum and PVC | 4,639,204 |
| 404 | Riadh Libya Company for Importing Foodstuffs | 4,637,209 |
| 405 | Mafaza Motors Company for Importing Means of Transportation and Accessories | 4,614,360 |
| 406 | Al-Alama Al-Dawliya Company for Importing Livestock and Meat | 4,614,037 |
| 407 | Qalam Al-Mumtazun for Importing Stationery | 4,608,000 |
| 408 | Lamsat Ibdia for Manufacturing Clothing, Fabrics, and Textiles | 4,603,400 |
| 409 | Jinan Al-Khayr Company for Importing Foodstuffs | 4,601,967 |
| 410 | Riadh Al-Madina Company for Importing Foodstuffs | 4,600,341 |
| 411 | Al-Alwan Company for Paper and Cardboard Manufacturing | 4,598,575 |
| 412 | Al-Qaisar Company for Importing Building Materials and Sanitary Products and Accessories | 4,585,815 |
| 413 | Najum Tripoli Company for Importing Electrical, Electronic, and Household Devices and Accessories | 4,580,671 |
| 414 | Rawan Al-Amal Company for Importing Foodstuffs, Livestock, and Meat | 4,575,321 |
| 415 | Al-Shamila Medical Limited for Importing Medicines and Medical Equipment | 4,574,387 |
| 416 | Al-Badil Medical Company for Importing Medicines and Medical Equipment | 4,547,860 |
| 417 | Souq Al-Khamis Company for Manufacturing Animal Feed | 4,521,500 |
| 418 | Al-Imtiyaz Al-Hadith Company for Importing Building Materials and Sanitary Products and Accessories | 4,510,404 |
| 419 | Al-Saqiya Al-Muttahida Company for Importing Raw Materials | 4,493,484 |
| 420 | Al-Sahil Al-Hadith Company for Importing Livestock and Meat | 4,473,657 |
| 421 | Alam Al-Itqan Al-Awwal for Information Technology | 4,472,855 |
| 422 | Al-Danoub Company for Importing Foodstuffs | 4,455,357 |
| 423 | Jihad Al-Awwal Company for Importing Electrical and Non-Electrical Devices and Spare Parts and Electronic Devices | 4,449,316 |
| 424 | Al-Tawasul Al-Farid Company for Importing Electrical and Household Materials | 4,449,080 |
| 425 | Al-Mubhara Company for Manufacturing Metal and Electronic Chips | 4,443,240 |
| 426 | Najmat Al-Mutawassit Company for Importing Raw Materials | 4,443,050 |
| 427 | Al-Bariq Al-Dawli Company for Manufacturing Electronic and Electrical Devices | 4,438,400 |
| 428 | Al-Libiya Al-Dawliya Company for Importing Foodstuffs | 4,427,757 |
| 429 | Al-Afiya Company for Importing Medicines and Medical Equipment | 4,412,456 |
| 430 | Al-Dafater Company for Paper and Plastic Manufacturing | 4,405,180 |
| 431 | Al-Ghuwaitat Company for Importing Tires and Tubes | 4,395,862 |
| 432 | Al-Noor Company for Grinding Grains and Milling Rice | 4,394,600 |
| 433 | Al-Khalij Al-Zahir Company for Food Manufacturing | 4,380,966 |
| 434 | Najmat Al-Talaq Al-Raqi Company for Importing Agricultural Machinery and Supplies | 4,377,536 |
| 435 | Al-Rif Company for Importing Foodstuffs | 4,376,259 |

| | | |
|-----|--|-----------|
| 436 | Al-Hassad Al-Da'im Company for Importing Agricultural Machinery and Supplies and Spare Parts | 4,368,988 |
| 437 | Al-Rawabi Al-Dhahabiya Company for Importing Construction and Sanitary Materials | 4,346,415 |
| 438 | Al-Tali'a Company for Limited Responsibility Animal Feed Manufacturing | 4,328,678 |
| 439 | Al-Ma'ali National Company for Manufacturing Furniture, Doors, and Windows | 4,296,644 |
| 440 | Knooz Al-Sahil Company for Importing Foodstuffs, Livestock, and Meat | 4,259,807 |
| 441 | Al-Narges International Company for Importing Mother and Child Supplies | 4,240,100 |
| 442 | Al-Salabah Al-Libiya Company for Iron Industries | 4,234,476 |
| 443 | Gharb Al-Mutawassit Company for Importing Cleaning Materials | 4,220,722 |
| 444 | Al-Mawad Al-Sihhiya Company for Healthy Cotton Manufacturing | 4,214,702 |
| 445 | Al-Zaytuna Al-Aseela Company for Importing Foodstuffs | 4,206,631 |
| 446 | Nasaim Libya Company for Importing Decorative Materials, Hardware, and Cleaning Supplies | 4,201,831 |
| 447 | Sahl Al-Fudail Abu Omar Company for Importing Agricultural Machinery and Spare Parts | 4,189,556 |
| 448 | Platinum Al-Awwal Company for Importing Raw Materials | 4,175,244 |
| 449 | Nuqous Libya Company for Importing Construction and Sanitary Materials | 4,174,000 |
| 450 | Al-Masa International Company for Importing Medical Equipment, Medicines, Medical Supplies, and Mother and Child Needs | 4,173,603 |
| 451 | Libya Al-Jadida Company for Importing Cars and Spare Parts | 4,165,771 |
| 452 | Al-Wataniya Company for Plastic Industries and Packaging Materials | 4,161,585 |
| 453 | Al-Mazra'a Al-Libiya Al-Awwal Company for Importing Foodstuffs, Livestock, and Meat | 4,152,125 |
| 454 | Jebal Libya Company for Importing Heavy Machinery and Spare Parts, and Factory Equipment and Tools | 4,133,262 |
| 455 | Mazari' Al-Khayrat Company for Manufacturing and Grinding Animal Feed | 4,100,100 |
| 456 | Al-Marsaa Factory for Metal Furniture Manufacturing | 4,095,221 |
| 457 | Amwaj Al-Muheet Company for Food Manufacturing | 4,080,704 |
| 458 | Afaq Al-Mijra Company for Importing Livestock and Meat | 4,075,883 |
| 459 | Al-Safiz Al-Raqi Company for Importing Household Materials and Electrical Devices and Accessories | 4,074,048 |
| 460 | Al-Daw' Al-Abyad Company for Importing Electronics and Electrical Materials and Spare Parts | 4,072,400 |
| 461 | Lamis Al-Wiqaya Company for Importing Mother and Child Supplies | 4,069,475 |
| 462 | Al-Tahadi Al-Khalid Al-Jadid Company for Food Industries | 4,055,485 |
| 463 | Al-Muthallath for Electrical Industries Limited | 4,055,264 |
| 464 | Al-Rawnak for Wood Industries | 4,053,176 |
| 465 | Janoub almotwast for Food Development | 4,034,145 |
| 466 | Qimmat Al-Tawasul for Importing Transportation Means and Accessories | 4,016,512 |
| 467 | Al-Jazeera Al-Oula for Importing Tires and Tubes | 4,013,181 |

| | | |
|-----|--|-----------|
| 468 | Makamen Al-Oula for Furniture Manufacturing | 4,002,669 |
| 469 | Rahbat Al-Baraka for Importing Foodstuffs | 3,993,748 |
| 470 | Al-Fadhel for Importing Tires | 3,990,297 |
| 471 | Al-Ghaida for Importing Foodstuffs | 3,989,189 |
| 472 | Abir Al-Buhar for Importing Foodstuffs, Livestock, and Meat | 3,978,087 |
| 473 | Al-Nukhba Al-Mudhiyah for Manufacturing Wooden and Metal Furniture and Accessories | 3,978,036 |
| 474 | Al-Zawiya Nafth for Importing Oils and Car Accessories | 3,959,910 |
| 475 | Al-Dawliya for Importing Medicines and Medical Equipment | 3,948,112 |
| 476 | Al-Qita' Al-Thabit for Aluminum Manufacturing | 3,940,882 |
| 477 | Al-Tamayyuz Al-Arabi for Importing Building Materials, Sanitary Materials, and Accessories | 3,932,955 |
| 478 | Najmat Al-Fursan for Food Industries | 3,922,000 |
| 479 | Drasaf for Manufacturing Marble and Granite | 3,919,062 |
| 480 | Al-Rawda for Aluminum and PVC Manufacturing | 3,899,322 |
| 481 | Al-Tariq for Iron Industries | 3,875,000 |
| 482 | Anwar Misrata for Importing Electrical and Non-Electrical Devices and Spare Parts | 3,858,452 |
| 483 | Toyour Al-Janna for Importing Books and Stationery | 3,822,224 |
| 484 | Al-Muqdad for Importing Foodstuffs | 3,790,230 |
| 485 | Shamal Africa for Soap and Cleaning Materials Manufacturing | 3,780,536 |
| 486 | Sand Al-Imar for Importing Building Materials and Sanitary Materials | 3,774,845 |
| 487 | Al-Taj Al-Areeqa for Importing Electronic and Electrical Devices and Spare Parts | 3,757,032 |
| 488 | Polizan for Manufacturing Paint, Paste, and Chemical Materials | 3,754,800 |
| 489 | Al-Qala'a for Manufacturing Aluminum and PVC Doors and Windows | 3,726,380 |
| 490 | Jawahir Nafisa for Food Manufacturing | 3,725,000 |
| 491 | Al-Mutawir Al-Hadith for Manufacturing Software and Data Centers | 3,714,880 |
| 492 | Sabeel for Manufacturing Cleaning Materials | 3,700,000 |
| 493 | Al-Mazra'a Al-Jadida for Importing Livestock, Meat, and Foodstuffs | 3,693,266 |
| 494 | Al-Hadatha Al-Asriya for Iron Industries | 3,690,194 |
| 495 | Daroub Libya International for Plastic Industries | 3,684,930 |
| 496 | Aasim Al-Amal for Importing Foodstuffs | 3,650,494 |
| 497 | Mas for Plastic Industries | 3,643,376 |
| 498 | Al-Riyada Al-Bahriya for Shipping Agencies | 3,635,870 |
| 499 | Al-Ruwad for Manufacturing Sponge and Mattresses | 3,627,000 |
| 500 | Asil Al-Har for Aluminum Manufacturing | 3,619,062 |
| 501 | Al-Sadaqa Al-Dawliya for Importing Various Means of Transportation and Spare Parts | 3,611,813 |
| 502 | Al-Sharq Al-Awsat for Manufacturing Heavy Machinery | 3,592,000 |

| | | |
|-----|--|-----------|
| 503 | Al-Wiqaya for Importing Medical Equipment, Medicines, Pharmaceutical Products, and Mother and Child Supplies | 3,586,805 |
| 504 | Al-Majdub for Cutting and Shaping Marble | 3,585,177 |
| 505 | Asaria Al-Dhahabiya for Importing Foodstuffs | 3,580,250 |
| 506 | Al-Sand Al-Awwal for Furniture Manufacturing | 3,569,155 |
| 507 | Al-Burj Al-Fidhi for Importing Electronics and Household Materials | 3,544,175 |
| 508 | Al-Mumtaz for Shipping Agencies | 3,515,452 |
| 509 | Taj for Aviation | 3,498,941 |
| 510 | Al-Alama Al-Wataniya for Food Industries | 3,486,886 |
| 511 | Qatis for Importing Electrical and Non-Electrical Devices, Spare Parts, and Electronics | 3,468,771 |
| 512 | Al-Tahaluf for Importing Livestock and Meat | 3,464,502 |
| 513 | Tanfas Al-Bina for Importing Building Materials and Sanitary Materials | 3,462,272 |
| 514 | Nabd Al-Atlas for Importing Foodstuffs, Livestock, and Meat | 3,456,100 |
| 515 | Al-Itqan Mobile for Importing Electronics and Electrical Materials and Spare Parts | 3,448,939 |
| 516 | Al-Aqar Al-Hadith for Importing Building Materials and Sanitary Materials and Accessories | 3,440,159 |
| 517 | Al-Sand for Wooden Industries | 3,417,061 |
| 518 | Anabeeb Misrata for Manufacturing Plastic Pipes and Accessories | 3,416,738 |
| 519 | Adwa' Al-Qarah Bouilly for Flour Mills | 3,410,625 |
| 520 | Al-Safir Al-Alami for Importing Tobacco, Cigarettes, and Accessories | 3,400,500 |
| 521 | Al-Naseem for Importing Household and Electrical Materials | 3,400,088 |
| 522 | Al-Kouf for Importing Foodstuffs | 3,393,401 |
| 523 | Ilaf Al-Yasmeen for Importing Mother and Child Supplies | 3,377,840 |
| 524 | Al-Khatt Al-Mudhi Al-Jadid for Importing Electronics, Electrical Appliances, and Spare Parts | 3,364,721 |
| 525 | Misrata Factory for Manufacturing Plastic Pipes | 3,358,195 |
| 526 | Al-Waha for Manufacturing Paints | 3,348,621 |
| 527 | Arwad for Importing Oils and Automotive Greases | 3,343,946 |
| 528 | Al-Zira'i Al-Dawli for Importing Agricultural Equipment and Supplies | 3,339,684 |
| 529 | Al-Iqlim for Importing Foodstuffs and Meats | 3,328,785 |
| 530 | Al-Tarabat for Manufacturing Doors, Windows, and Geometric Shapes | 3,321,352 |
| 531 | Al-Mubarak for Food Industries | 3,314,210 |
| 532 | Al-Akhwab Al-Malakiya for Importing Building Materials and Sanitary Materials and Accessories | 3,308,380 |
| 533 | Asil for Importing Cleaning Materials | 3,307,752 |
| 534 | Al-Raed Al-Libi for Importing Foodstuffs, Livestock, and Meat | 3,302,500 |
| 535 | Al-Manhal for Importing Medicines, Pharmaceutical Products, and Mother and Child Supplies | 3,277,784 |
| 536 | Al-Ain Al-Ouli for Importing Foodstuffs | 3,273,980 |

| | | |
|-----|--|-----------|
| 537 | Al-Qurtas for Manufacturing Paper and Cardboard | 3,262,400 |
| 538 | Al-Asil for Manufacturing Feed | 3,236,700 |
| 539 | Al-Masar Al-Jadid for Importing Transportation Means and Accessories | 3,213,379 |
| 540 | Al-Fayiq Al-Mumtaz for Artistic Industries | 3,200,000 |
| 541 | Ilaf aldawlia for Importing Clothing and Shoes, a subsidiary of Ilaf Al-Oula Holding | 3,194,900 |
| 542 | Al-Muheet for Importing Electrical and Non-Electrical Devices and Spare Parts | 3,194,511 |
| 543 | Al-Libya Al-Muttahida for Manufacturing Wood Products | 3,187,546 |
| 544 | Al-Yam for Importing Foodstuffs | 3,175,386 |
| 545 | Al-Hawatif Al-Mutaharrika for Importing Electronic Devices and Accessories and Spare Parts | 3,169,050 |
| 546 | Al-Awtar Al-San'iya for Manufacturing Electronic and Electrical Devices | 3,160,280 |
| 547 | Jusour Al-Nahda for Importing Foodstuffs, Livestock, and Meat | 3,159,524 |
| 548 | Al-Mubarmij Al-Hadith for Importing Electronic and Electrical Devices and Accessories | 3,152,394 |
| 549 | Bin Tahir Factory for Manufacturing Home and Office Furniture | 3,135,215 |
| 550 | Ilaf aldawlia almotahda for Importing Clothing, Shoes, Textiles, and Leather Goods | 3,130,000 |
| 551 | Al-Riyada for Iron Industries | 3,118,508 |
| 552 | Al-Mudhayyar Al-Mumtaz for Manufacturing Building Materials and Sanitary Materials | 3,110,000 |
| 553 | Arkan Libya for Furniture Manufacturing | 3,109,321 |
| 554 | Al-Dhurra for Importing Agricultural Materials and Supplies | 3,107,289 |
| 555 | Al-Tahaddi Al-Awwal for Manufacturing Electronics | 3,103,286 |
| 556 | Al-Tawasul for Wooden Industries | 3,102,461 |
| 557 | Al-Montaj Al-Barq for Manufacturing Cleaning Materials and Cosmetics | 3,100,000 |
| 558 | Ronaq Libya for Importing Medical Equipment, Medicines, Pharmaceutical Products, and Mother and Child Supplies | 3,084,268 |
| 559 | Zakharef for Furniture Manufacturing | 3,076,667 |
| 560 | Al-Raqm Al-Awwal for Importing Electrical and Electronic Devices | 3,076,501 |
| 561 | Al-Ata'ib for Importing Foodstuffs, Livestock, and Meat | 3,071,755 |
| 562 | Al-Shouf for Manufacturing Building Materials | 3,054,000 |
| 563 | Al-Masar Al-Awwal for Importing Raw Materials | 2,973,204 |
| 564 | Al-Hais for Importing Clothing, Textiles, and Leather Goods | 2,967,266 |
| 565 | Al-Sultan for Plastic Industries | 2,965,348 |
| 566 | Al-Sawa'id Al-Alamiya for Importing Foodstuffs, Livestock, and Meat | 2,963,345 |
| 567 | Alfa Engines for Importing Cars and Spare Parts | 2,960,521 |
| 568 | Qalb Al-Muheet for Importing Foodstuffs, Fruits, and Livestock and Meat | 2,952,508 |
| 569 | Tariq Al-Naeem for Importing Agricultural Machines and Equipment | 2,945,600 |
| 570 | Saluq for Manufacturing All Types of Feed and Mills | 2,939,400 |
| 571 | Al-Muruna for Importing Raw Materials | 2,938,848 |

| | | |
|-----|---|-----------|
| 572 | Al-Mahrath Al-Jadid for Importing Agricultural Machines and Supplies | 2,926,100 |
| 573 | Majmouet Al-Wafi for Importing Agricultural Machines and Supplies and Spare Parts | 2,905,603 |
| 574 | Al-Alam Al-Jadid for Manufacturing Electronics | 2,902,500 |
| 575 | Al-Sada Al-Tibbiya for Importing Medicines, Equipment, and Medical and Pharmaceutical Supplies | 2,886,000 |
| 576 | Al-Taqnia Al-Dawliya for Importing Medicines and Medical Supplies | 2,878,460 |
| 577 | Al-Takamul for Manufacturing Corrugated Sheets | 2,860,070 |
| 578 | Asas Al-Barmaga for Software Manufacturing | 2,858,500 |
| 579 | Daqat Al-Ikhtiyar for Importing Electrical and Non-Electrical Devices and Spare Parts | 2,843,164 |
| 580 | Sama for Wooden Industries | 2,841,725 |
| 581 | Al-Ma'mar Al-Tam for Importing Electrical Devices and Materials | 2,836,225 |
| 582 | Sama Al-Taqaddum for Manufacturing Doors, Windows, and Decorations from Aluminum, PVC, Wood, and Gypsum Board | 2,831,910 |
| 583 | Alfa for Importing Electrical Materials, Equipment, and Supplies | 2,826,453 |
| 584 | Sajad Tripoli for Manufacturing Carpets | 2,823,564 |
| 585 | Al-Muhandisun Al-Muttahidoon for Construction and Engineering Works | 2,814,914 |
| 586 | Batool Al-Jabal for Manufacturing Brick and Building Materials and Accessories | 2,800,000 |
| 587 | Akno for Importing Foodstuffs | 2,791,700 |
| 588 | Oselin Company for importing medical equipment, devices, preparations, and mother and child supplies | 2,786,204 |
| 589 | Sukkar for Food Industries | 2,785,000 |
| 590 | Al-Ain for Food Industries and Bottling Water and Juices | 2,762,537 |
| 591 | Al-Ru'ya Al-Alamiya for Painting and Paste | 2,750,905 |
| 592 | Al-Majra for Importing Foodstuffs | 2,750,048 |
| 593 | Al-Badeel Al-Jadid for Importing Transportation Means and Accessories | 2,750,000 |
| 594 | Al-Muhtarifin for Furniture Manufacturing | 2,728,128 |
| 595 | Al-Mujmua Al-Muttahida for Importing Foodstuffs | 2,720,762 |
| 596 | Noara Al-Sharq for Importing Foodstuffs | 2,712,116 |
| 597 | Al-Safar for Importing Agricultural Machinery and Spare Parts | 2,703,250 |
| 598 | Al-Iklil for Importing Decorative Materials, Hardware, and Cleaning Products | 2,703,050 |
| 599 | Al-Mustakshif International for Information Technology and Protection Systems | 2,700,000 |
| 600 | Wafira Al-Ghitha for Importing Foodstuffs | 2,687,074 |
| 601 | Al-Furuj Al-Mumayaz for Importing Foodstuffs, Livestock, and Meat | 2,686,629 |
| 602 | Al-Murabi Factory for Producing Animal Feed | 2,684,300 |
| 603 | Abu Shunab for Importing Foodstuffs | 2,682,740 |
| 604 | Alfa for Food Industries, Mills, and Animal Feed, LLC | 2,671,214 |
| 605 | Al-Ijma for Importing Household and Electrical Materials | 2,661,780 |

| | | |
|-----|--|-----------|
| 606 | Aslanta for Importing Foodstuffs, Livestock, and Meat | 2,661,038 |
| 607 | Salalah for Furniture, Doors, and Windows Manufacturing | 2,659,462 |
| 608 | Al-Majmua Al-Muttahida for Importing Foodstuffs | 2,658,996 |
| 609 | Sultan Al-Baraka for Importing Foodstuffs | 2,655,790 |
| 610 | Electron for Importing Electrical and Non-Electrical Devices and Spare Parts | 2,651,700 |
| 611 | Iklil for Importing Medicines and Medical Equipment | 2,650,114 |
| 612 | Alqus Alalamia for Importing Means of Transportation and Spare Parts, Oils, and Greases | 2,649,349 |
| 613 | Al-Nibras for Importing Foodstuffs, Livestock, and Meat | 2,641,687 |
| 614 | Tawasul Al-Ghad for Importing Foodstuffs | 2,640,085 |
| 615 | Al-Tariq for Importing Agricultural Supplies | 2,638,070 |
| 616 | Al-Sahra aldawlia for Food Industries | 2,616,736 |
| 617 | Afdal Al-Ashkal for Manufacturing Electronic and Electrical Devices | 2,616,630 |
| 618 | Al-Sayyadila for Importing Medicines and Medical Supplies | 2,607,467 |
| 619 | Al-Ma'mura for Poultry Hatchery | 2,595,802 |
| 620 | Mateen for Importing Cleaning Materials | 2,595,115 |
| 621 | Al-Ibhar Al-Fanni for Importing Foodstuffs, Livestock, and Meat | 2,592,050 |
| 622 | Al-Amir Al-Libi for Importing Foodstuffs, Livestock, and Meat | 2,583,865 |
| 623 | Al-Mustaqbal Al-Wadhih for Importing Maternal and Child Supplies | 2,573,592 |
| 624 | Al-Taqaddum aldwalia for Manufacturing Cleaning Products | 2,562,536 |
| 625 | Al-Anzima Al-Mutaqaddima for Importing Electronic Devices, Accessories, and Spare Parts | 2,560,996 |
| 626 | Condor Libya for Importing Electrical and Non-Electrical Devices, Spare Parts, and Electronics | 2,556,237 |
| 627 | Al-Areen for Importing Agricultural Machinery and Spare Parts | 2,555,770 |
| 628 | Dana Al-Ibda for Importing Maternal and Child Supplies | 2,549,136 |
| 629 | Al-Jawhara for Importing Cleaning Materials, LLC | 2,547,200 |
| 630 | Al-Tawasul Al-Awwal for Paper Industries | 2,539,550 |
| 631 | Al-Mudmana for Importing Construction and Sanitary Materials | 2,538,732 |
| 632 | Al-Aref for Importing Electrical and Non-Electrical Devices and Spare Parts | 2,537,929 |
| 633 | Asmaran for Manufacturing Asphalt and Oil Derivatives | 2,505,000 |
| 634 | Al-Ghazala Al-Libiya for Importing Foodstuffs | 2,475,041 |
| 635 | Al-Ittihad Al-Filahi for Importing Electrical Materials and Spare Parts | 2,462,340 |
| 636 | Qasr Al-Hamraya for Importing Foodstuffs, Livestock, and Meat | 2,461,307 |
| 637 | Wabal Al-Haditha for Importing Medical Equipment and Supplies | 2,450,025 |
| 638 | Al-Sadara Al-Jadida for Importing Foodstuffs and Fresh Fruits | 2,449,911 |
| 639 | Al-Hadaf for Rice and Flour Mills and Their Derivatives | 2,410,000 |
| 640 | Al-Awafi for Importing Foodstuffs | 2,404,869 |
| 641 | Al-Najma for Soap and Cleaning Products Manufacturing | 2,388,394 |

| | | |
|-----|--|-----------|
| 642 | Al-Istiqlal for Importing Foodstuffs | 2,387,493 |
| 643 | Al-Zad Al-Alami for Food Manufacturing | 2,376,786 |
| 644 | Al-Batnan for Importing Veterinary Medicines | 2,376,611 |
| 645 | Ard Al-Khayrat for Coffee Manufacturing | 2,362,368 |
| 646 | Naseem aldwalia for Importing Foodstuffs | 2,347,768 |
| 647 | Twitter for Importing Electrical and Household Electronics | 2,344,168 |
| 648 | Al-Ithar Al-Da'im for Importing Foodstuffs, Livestock, and Meat | 2,339,987 |
| 649 | Al-Qut for Food Industries | 2,337,258 |
| 650 | Al-Burj Al-Aali for Electronic and Electrical Industries | 2,334,300 |
| 651 | Rand for Food Industries | 2,327,582 |
| 652 | Al-Taj Al-Mumayaz for Food Industries and Grain Milling | 2,303,752 |
| 653 | Al-Tilal Al-Khadra for Importing Foodstuffs | 2,301,000 |
| 654 | Al-Bayt Al-Jadid for Electronic and Electrical Industries | 2,300,455 |
| 655 | Taliya for Importing Foodstuffs | 2,298,110 |
| 656 | Qarnab for Importing Cars, Spare Parts, Oils, and Greases | 2,281,957 |
| 657 | Al-Ta'aliq Al-Bahir Al-Awwal for Importing Electronics, Household and Electrical Materials and Accessories | 2,275,826 |
| 658 | Rawasi Al-Imaar for Importing Construction Materials | 2,270,025 |
| 659 | Al-Qala'a Al-Kubra for Importing Agricultural Supplies and Spare Parts | 2,265,651 |
| 660 | Al-Zain aldwalia for Importing Foodstuffs | 2,258,618 |
| 661 | Al-Daqqah Al-Dhahabiya for Food Industries | 2,255,075 |
| 662 | Amwaj Al-Tayf for Importing Electronic and Electrical Devices | 2,254,455 |
| 663 | Al-Jadid for Iron Industries | 2,251,270 |
| 664 | Al-Tameer for Importing Construction and Sanitary Materials | 2,250,368 |
| 665 | Rukn Al-Diya for Importing Electrical and Non-Electrical Devices, Spare Parts, and Electronics | 2,246,160 |
| 666 | Al-Hazel Al-Mumtaz for Sponge and Mattress Manufacturing, LLC | 2,242,630 |
| 667 | Al-Burj aldwalia for Marble, Granite, and Construction Materials Manufacturing | 2,239,697 |
| 668 | Bashayer Al-Zahra for Food and Beverage Manufacturing | 2,236,912 |
| 669 | Al-Miran for Furniture Manufacturing | 2,232,665 |
| 670 | Carthage aldawlia for Importing Foodstuffs and Fresh Fruits | 2,231,509 |
| 671 | Manarat Al-Sahel for Importing Foodstuffs | 2,221,900 |
| 672 | Al-Saray Factory for Manufacturing Aluminum Doors and Windows | 2,219,113 |
| 673 | Alam altaqnia for Manufacturing Paper and Plastic Cups | 2,216,456 |
| 674 | Alayade aldahbia for Metal Industries | 2,204,000 |
| 675 | Jawhara Oreka for Importing Foodstuffs, Livestock, and Meat | 2,200,609 |
| 676 | Al-Haram for Manufacturing Paints and Plastic and Metal Containers | 2,199,286 |

| | | |
|-----|--|-----------|
| 677 | Almazar alula for Importing Livestock and Meat | 2,199,167 |
| 678 | Ahd Al-Mahabba for Importing Foodstuffs | 2,188,162 |
| 679 | Altour almohagera for Importing Foodstuffs | 2,184,950 |
| 680 | Al-Auras altegaria for Importing Foodstuffs, Livestock, and Meat | 2,181,468 |
| 681 | Almotalatat for Food Industries, LLC | 2,171,964 |
| 682 | Altashelat aldahabia for Importing Electrical and Electronic Devices | 2,165,000 |
| 683 | Abna' Balhaj Factory for Manufacturing Aluminum and PVC Doors and Windows | 2,160,595 |
| 684 | Aser albena aldwalia for Importing Building Materials and Accessories | 2,149,065 |
| 685 | Al-Ain Al-Sahira for Importing Foodstuffs | 2,147,235 |
| 686 | Dofan Pastures for Importing Foodstuffs, Livestock, and Meat | 2,147,073 |
| 687 | Joud Libya for Importing Agricultural Machines and Spare Parts | 2,146,359 |
| 688 | Alam alebdaa for General Contracting and Real Estate Investment | 2,145,102 |
| 689 | Waha Al-Khayr for Importing Electronic Devices | 2,136,040 |
| 690 | Tazweed Libya for Importing Foodstuffs | 2,126,932 |
| 691 | Majmouet Al-Murshid for Importing Means of Transportation and Accessories, Limited | 2,112,494 |
| 692 | Al-Mashriqa for Importing Animals and Birds | 2,108,112 |
| 693 | Abu Daboos Factory for Manufacturing Plastic Containers and Household Items | 2,107,059 |
| 694 | Al-Diya aldawlia alula for Importing Electrical and Non-Electrical Devices and Spare Parts | 2,102,602 |
| 695 | Majmout Al-Marwa for Mills, Animal Feed, and Rice Mills | 2,100,000 |
| 696 | Ras Al-Majin Factory for Manufacturing Aluminum and PVC Doors and Windows and Geometric Shapes | 2,086,101 |
| 697 | Alkhaber almoalg for Importing Building Materials, Health Materials, and Accessories | 2,076,675 |
| 698 | Al-Keese for Plastic Industries | 2,073,548 |
| 699 | Najmet almajara for Importing Livestock and Meat | 2,064,860 |
| 700 | Dar Al-Imara for Manufacturing Building Materials | 2,061,772 |
| 701 | Roya Al-Mustaqbal for Importing Foodstuffs | 2,061,080 |
| 702 | Altahade alawl for Furniture Manufacturing | 2,045,840 |
| 703 | Al-Lahq for Importing Electrical and Non-Electrical Devices and Spare Parts | 2,042,995 |
| 704 | Aali Almotwast for Marine Agencies | 2,036,112 |
| 705 | Al-Ijtihad for Importing Electrical and Non-Electrical Devices and Spare Parts | 2,032,952 |
| 706 | Dar Al-Khibra for Importing Cars and Spare Parts | 2,029,512 |
| 707 | Karam Al-Khayr for Manufacturing Beverages and Juices | 2,029,000 |
| 708 | Al-Qweiri for Metal Industries | 2,027,693 |
| 709 | Al-Rakha for Manufacturing Flour and Its Derivatives | 2,020,000 |
| 710 | Al-Tarabulsiy for Importing Clothing, Fabrics, and Textiles | 2,015,176 |
| 711 | Al-Nouran for Electronic and Electrical Industries | 2,014,155 |

| | | |
|-----|---|-----------|
| 712 | Al-Majal Al-Wasee for Manufacturing Electronic and Electrical Devices | 2,009,325 |
| 713 | Kona for Importing Foodstuffs | 2,007,188 |
| 714 | Al-Widad for Importing Foodstuffs, Livestock, and Meat | 2,006,600 |
| 715 | Nahj Al-Asima for Furniture Manufacturing | 2,004,279 |
| 716 | Altaqnia alhadita for Manufacturing PVC and Its Derivatives | 2,001,063 |
| 717 | Majmouet alerteqa alhadeta for Importing Means of Transportation and Accessories | 1,986,735 |
| 718 | Wadi Al-Hayat for Importing Raw Materials | 1,961,837 |
| 719 | Al-Shahin aldwalia for Importing Foodstuffs | 1,960,268 |
| 720 | Al-Firdaws Al-Khadra for Importing Tractors, Machines, Equipment, and Agricultural Materials | 1,952,128 |
| 721 | Al-Mansour for Manufacturing Baby Diapers | 1,950,256 |
| 722 | Al-Ikhtiyar Al-Amtal for Aluminum Manufacturing | 1,948,064 |
| 723 | Sultan Al-Khayr for Importing Foodstuffs | 1,945,000 |
| 724 | Al-Ahram Al-Mithaliya First for General Contracting and Real Estate Investment | 1,944,797 |
| 725 | Shuruq Libya for Importing Foodstuffs | 1,939,617 |
| 726 | Al-Wadi for Importing Building Materials and Health Materials | 1,936,858 |
| 727 | Al-Fakhira for Importing Foodstuffs and Fruits | 1,924,651 |
| 728 | Afnaan Al-Jadida for Importing Foodstuffs, Livestock, and Meat | 1,914,715 |
| 729 | Karzaz for Importing Building Materials, Health Materials, and Accessories | 1,906,489 |
| 730 | Al-Itar for Importing Means of Transportation and Accessories | 1,906,440 |
| 731 | Ard Al-Khayrat for Importing Raw Materials | 1,901,875 |
| 732 | Libyan United for Importing Electronic and Electrical Devices, Non-Electrical Devices, Spare Parts, and Accessories | 1,900,563 |
| 733 | Advanced Al-Midad for Importing Electronic and Electrical Devices and Accessories | 1,896,380 |
| 734 | Marhaba for Importing Foodstuffs | 1,889,669 |
| 735 | Abu Rawila Factory for Manufacturing Household Plastic Items | 1,886,480 |
| 736 | Idrar Libya for Importing Cleaning and Decorative Materials and Hardware | 1,885,708 |
| 737 | Al-Inma Al-Tadamon for Importing Building Materials | 1,874,062 |
| 738 | Alhelal aldawale for Importing Livestock and Meat | 1,871,008 |
| 739 | Al-Raida for Manufacturing Building Materials | 1,866,285 |
| 740 | Darsaf for Importing Building and Health Materials and Accessories | 1,866,150 |
| 741 | Al-Bayader Al-Khadra for Importing Spare Parts for Various Means of Transportation and Their Accessories | 1,853,731 |
| 742 | Ghadames for Air Transport, LLC | 1,852,080 |
| 743 | Al-Ittila'a Al-Mumtaz for Assembling and Manufacturing Electronic Devices, Software, and Spare Parts | 1,840,316 |
| 744 | Al-Abrar Al-Alamiya for General Contracting and Real Estate Investment | 1,825,000 |

| | | |
|-----|--|-----------|
| 745 | Libya alwatania alula for Wood Industries and Furniture Manufacturing of All Kinds | 1,821,196 |
| 746 | Oud Al-Haramain for Importing Foodstuffs and Fresh Fruits | 1,814,348 |
| 747 | Jawhara alsinaeia for Aluminum and PVC Manufacturing | 1,806,000 |
| 748 | Al-Rihana for Food Industries | 1,803,531 |
| 749 | Al-Omk for Oil Services | 1,797,843 |
| 750 | Al-Asima Al-Awwal for Importing Livestock and Meat | 1,793,800 |
| 751 | Alwareq alabaid for Paper and Cardboard Manufacturing | 1,787,750 |
| 752 | Al-Tilal for Importing Agricultural Machines and Spare Parts | 1,780,248 |
| 753 | Al-Bashayer for Importing Electrical Materials | 1,774,968 |
| 754 | Abu Bakr Salem Malouq Factory for Paper Manufacturing | 1,765,500 |
| 755 | Al-Daqiq Al-Ali for Importing Foodstuffs for Livestock and Meat | 1,761,760 |
| 756 | Sama Al-Khayr for Importing Raw Materials | 1,755,000 |
| 757 | Al-Nokhba for Importing Foodstuffs | 1,752,503 |
| 758 | Suhool Al-Rabee for Producing Flour, Rice, and Food Industries | 1,740,000 |
| 759 | Naseem Al-Bahr Misrata for Food Industries | 1,739,678 |
| 760 | Aali Al-Sharq for Importing Foodstuffs, Livestock, and Meat | 1,738,750 |
| 761 | Abu Al-Mustaqbal for Importing Building Materials | 1,731,800 |
| 762 | Fiumi for Manufacturing Animal Feed and Grinding Grains | 1,721,995 |
| 763 | Dar Al-Wafa for Importing Foodstuffs | 1,714,858 |
| 764 | Design Al-Haditha for Importing Foodstuffs, Livestock, and Meat | 1,700,576 |
| 765 | almutaheda aldawlia alula for Importing Heavy Machines and Equipment | 1,699,920 |
| 766 | Alnojoum aldahbia for Importing Cars and Spare Parts | 1,692,321 |
| 767 | Al-Munqala for Importing Foodstuffs | 1,691,800 |
| 768 | Daleel Al-Amakin for Importing Electrical and Non-Electrical Devices and Spare Parts | 1,689,626 |
| 769 | Qala Al-Mukhtar for Importing Computers and Accessories | 1,685,017 |
| 770 | Al-Shurooq Al-Malaki for Importing Raw Materials | 1,682,496 |
| 771 | Alneser aldahabe Renewed for Importing Electrical and Household Materials | 1,680,192 |
| 772 | Aamal Libya for Grinding Grains | 1,680,000 |
| 773 | Sarai Lake for Importing Electrical and Non-Electrical Devices and Spare Parts | 1,678,155 |
| 774 | Berni for Importing Industrial Machines and Equipment | 1,677,900 |
| 775 | Almashariq aljadedda for Importing Foodstuffs, Livestock, and Frozen Meat | 1,673,880 |
| 776 | Rouya alraqmia for Importing Foodstuffs, Livestock, and Meat | 1,672,383 |
| 777 | Al-Tanara for Fishing and Canning Fish | 1,671,860 |
| 778 | Altahadi alawel for Manufacturing Paper and Cardboard | 1,671,375 |
| 779 | Thamara for Food Industries | 1,670,181 |
| 780 | Geel alamel for Importing Livestock and Meat | 1,655,361 |

| | | |
|-----|---|-----------|
| 781 | Al-Rawi for Manufacturing Dairy Products and Their Derivatives | 1,651,414 |
| 782 | Sharjah for Importing Perfumes and Beauty Products | 1,650,000 |
| 783 | Uras Al-Jadida for Furniture Manufacturing | 1,643,262 |
| 784 | Al-Badil for Importing Electronic Devices and Accessories | 1,635,070 |
| 785 | alneser aldahbi for Importing Electrical and Electronic Materials | 1,635,052 |
| 786 | Tayyib Al-Andalus for Importing Foodstuffs, Livestock, and Meat | 1,630,380 |
| 787 | Suhool Libya for Importing Foodstuffs, Livestock, and Meat | 1,628,197 |
| 788 | Baskil for Importing Electrical and Household Materials | 1,616,675 |
| 789 | Libyan Engines for Importing Cars and Spare Parts | 1,614,889 |
| 790 | Zahra Al-Sidr for Food Industries | 1,604,000 |
| 791 | Al-Abraj Al-Haditha for Importing Electrical and Non-Electrical Devices and Spare Parts | 1,601,457 |
| 792 | Seoul Factory for Metal Industries | 1,600,872 |
| 793 | Majmout alanaga aldawlia for Clothing, Fabrics, and Textiles Manufacturing | 1,600,000 |
| 794 | Sah for Technology for Importing Books, Stationery, and Office Equipment | 1,599,906 |
| 795 | Safaa Al-Jawda for Flour Manufacturing | 1,599,200 |
| 796 | Al-Ruwis for Importing Electrical Devices, Materials, and Spare Parts, and Electronic Devices and Accessories | 1,585,403 |
| 797 | Al-Siraj Al-Aali for Importing Electrical and Non-Electrical Devices and Spare Parts | 1,575,238 |
| 798 | Star of My Country for Manufacturing Aluminum, PVC, and Accessories | 1,573,234 |
| 799 | Al-Tazaj for Importing Foodstuffs, Livestock, and Meat | 1,568,951 |
| 800 | Al-Mou'assis Al-Raqi for Metal Industries | 1,565,565 |
| 801 | Aloma almutaheda for Printing, Publishing, Media, Paper Industries, and Packaging | 1,565,400 |
| 802 | Safaa Al-Tareeq for Importing Foodstuffs, Livestock, and Meat | 1,562,333 |
| 803 | Kafalos for Marine Agencies | 1,560,485 |
| 804 | Tabesti Al-Haditha for Importing Cars and Spare Parts | 1,555,562 |
| 805 | Wadi Bi Al-Kabir for Importing Seeds and Agricultural Supplies | 1,550,000 |
| 806 | Al-Masar Al-Libi for Importing Foodstuffs, Livestock, and Meat | 1,546,334 |
| 807 | Al-Alamiya for Manufacturing Confectionery and Foodstuffs | 1,544,426 |
| 808 | Alhaba alswada for Rice Milling and Grain Grinding | 1,536,000 |
| 809 | Delta almutaheda for Manufacturing Packaging and Wrapping Materials | 1,534,313 |
| 810 | Alkhaleg Factory for Shoe Manufacturing | 1,533,013 |
| 811 | Baraq alaser aldawalia for Importing Building Materials and Health Materials and Accessories | 1,526,343 |
| 812 | Al-Asil for Food Industries | 1,525,103 |
| 813 | Al-Ruwad for Importing Clothing, Textiles, and Leather Products | 1,515,880 |
| 814 | Nisma for Importing Air Conditioning and Heating Systems | 1,509,426 |
| 815 | Alusra almatalia for Food Industries | 1,506,841 |

| | | |
|-----|---|-----------|
| 816 | Barka for Importing Agricultural Supplies | 1,505,591 |
| 817 | Al-Thawb Al-Raqi for Importing Clothing, Textiles, and Leather Products | 1,500,930 |
| 818 | Bait Al-Izz Group for Importing Building Materials and Health Materials | 1,500,542 |
| 819 | Issam and Partners for Coffee Manufacturing | 1,492,582 |
| 820 | Fine for Manufacturing Sponge and Salons | 1,487,347 |
| 821 | Qasr Al-Sudair for Importing Ceramics and Building Materials | 1,487,147 |
| 822 | Masarat Al-Ilm for Telecommunications and Information Technology | 1,485,188 |
| 823 | Oud Al-Ward for Chemical Manufacturing and Cleaning Materials | 1,466,440 |
| 824 | Al-Burj Al-Alami for Importing Means of Transportation | 1,459,000 |
| 825 | Al-Wathiqah Al-Asliya for Importing Means of Transportation and Accessories | 1,455,219 |
| 826 | Qaflat Al-Shati for Importing Foodstuffs | 1,451,000 |
| 827 | Bab Africa Al-Jadida for Food Industries | 1,447,205 |
| 828 | Al-Kayan for Printing, Paper Industries, Packing and Packaging, and Advertising | 1,445,000 |
| 829 | Carthage alalmia for Importing Foodstuffs | 1,444,545 |
| 830 | Al-Imran for Iron Manufacturing of All Types and Shapes | 1,443,824 |
| 831 | Manazil for Importing Electrical and Non-Electrical Devices and Spare Parts | 1,443,275 |
| 832 | Al-Kawkab Al-Dhahabi for Importing Electronic Devices and Accessories and Spare Parts | 1,429,917 |
| 833 | Al-Ghiran Al-Jadida for Importing Furniture | 1,424,907 |
| 834 | Al-Qasr Al-Malaki for Importing Medical Equipment, Medicines, Medical Supplies, and Maternal and Child Supplies | 1,423,209 |
| 835 | Arin Al-Awla for Importing Foodstuffs, Livestock, and Meat | 1,421,596 |
| 836 | Altanmia alhandasia for Manufacturing Trailers | 1,418,578 |
| 837 | Aday Al-Shamal for Importing Electrical Materials | 1,412,133 |
| 838 | Al-Riyada Al-Dawa'iyah for Importing Medical Equipment and Medicines | 1,411,006 |
| 839 | Noor Al-Qamar for Electronic and Electrical Industries | 1,401,725 |
| 840 | Qimmat Al-Izdihaar for Importing Maternal and Child Supplies | 1,392,462 |
| 841 | Al-Amal Medical Group for Importing Medicines, Medical Equipment, and Medical Supplies | 1,389,007 |
| 842 | Al-Ittihad Al-Raada for Importing Furniture | 1,378,318 |
| 843 | Al-Mutawir for Importing Electrical Devices and Spare Parts | 1,377,487 |
| 844 | Al-Alamiya Al-Mumtazah for Importing Means of Transportation | 1,377,306 |
| 845 | Kohof aljebal for Manufacturing Building Materials | 1,375,000 |
| 846 | Jadeed Al-Ummah for Importing Cars, Spare Parts, and Accessories | 1,374,819 |
| 847 | Injaz Al-Wataniya for Manufacturing Building Materials | 1,374,800 |
| 848 | Jusoor Al-Tijara for Importing Foodstuffs and Live Animals | 1,371,809 |
| 849 | Al-Noor for Importing Foodstuffs | 1,367,443 |
| 850 | Billhaj Factory for Manufacturing Mats and Accessories from Plastic and Aluminum | 1,360,995 |

| | | |
|-----|---|-----------|
| 851 | Al-Saad Al-Ali for Manufacturing Electronic Devices | 1,354,900 |
| 852 | Bayaan Al-Khayr Al-Mutawasel for Importing Building Materials, Health Materials, and Accessories | 1,354,123 |
| 853 | Al-Muttahida for Manufacturing Aluminum, PVC, and Decoration | 1,352,849 |
| 854 | Rahmat Libya for Manufacturing Agricultural Machines, Equipment, and Supplies, and Assembling and Installing Generators | 1,349,270 |
| 855 | Atlas alalmia for Importing Medicines, Medical Supplies, and Maternal and Child Supplies | 1,345,969 |
| 856 | Dhat Al-Rimal for Importing Foodstuffs | 1,344,393 |
| 857 | Al-Thiqa Al-Dawliya for Electromechanical Works | 1,337,250 |
| 858 | Al-Sawaid for Wood Industries | 1,336,028 |
| 859 | Al-Amir for Importing Cleaning and Decoration Materials and Hardware | 1,335,311 |
| 860 | Al-Shahin for Importing Veterinary Medicines | 1,332,098 |
| 861 | Al-Thuraya for Importing Building Materials, Health Materials, and Accessories | 1,326,140 |
| 862 | Shababik Al-Asima for Importing Foodstuffs | 1,321,219 |
| 863 | Al-Mahamm for Importing Foodstuffs | 1,318,956 |
| 864 | Verona for Importing Foodstuffs, Livestock, and Meat | 1,318,720 |
| 865 | Al-Amin for Manufacturing Cleaning Materials | 1,315,800 |
| 866 | Al-Sadaqa Al-Raqiya for Importing Building Materials, Health Materials, and Accessories | 1,315,626 |
| 867 | Sabaa for Importing Foodstuffs | 1,315,127 |
| 868 | Murjan Al-Bahr for Importing Frozen Fish, Livestock, and Meat | 1,304,900 |
| 869 | Titan for Importing Clothing, Shoes, and Leather Goods | 1,304,610 |
| 870 | Sila for Communications and Information Technology | 1,300,921 |
| 871 | Al-Rukn Al-Electroni for Manufacturing Electronic and Electrical Devices | 1,300,540 |
| 872 | Medico for Importing Medicines, Medical Equipment, Medical Supplies, and Maternal and Child Supplies | 1,293,695 |
| 873 | Ital aldwalia for Importing Building Materials, Health Materials, and Accessories | 1,288,047 |
| 874 | Rahmat for Importing Means of Transportation and Accessories | 1,284,960 |
| 875 | Al-Qal'a for Importing Agricultural Supplies | 1,284,318 |
| 876 | Shams Al-Majd for Importing Building Materials | 1,281,825 |
| 877 | Al-Ribai Factory for Manufacturing Sweets and Packing Legumes | 1,281,254 |
| 878 | Al-Tamyez Factory for Manufacturing Aluminum and PVC | 1,280,863 |
| 879 | Al-Mabani Al-Dhahabiya for General Contracting | 1,279,016 |
| 880 | Al-Rabi'a for Manufacturing Diapers, Health Care Items, and Cleaning Supplies | 1,273,663 |
| 881 | Al-Jawhara Factory for Manufacturing Plastic Pipes | 1,271,714 |
| 882 | Al-Sa'ita for Importing Means of Transportation and Accessories | 1,268,286 |
| 883 | Al-Diyar Al-Arabiya for Importing Building Materials, Health Materials, and Accessories | 1,268,089 |
| 884 | Bir Liyas for Importing Agricultural Machines, Equipment, and Spare Parts | 1,261,164 |

| | | |
|-----|---|-----------|
| 885 | Abin for Importing Heavy Machines, Equipment, Spare Parts, and Factory and Workshop Equipment | 1,260,400 |
| 886 | Al-Ghazala for Importing Building Materials, Health Materials, and Accessories | 1,255,665 |
| 887 | Al-Afdal for Manufacturing Animal Feed | 1,253,875 |
| 888 | Al-Salamah for Importing Fabrics and Textiles | 1,249,919 |
| 889 | Al-Afdaliyya for Importing Electrical and Non-Electrical Devices | 1,249,637 |
| 890 | Magamout Al-Awael for Manufacturing Home Furniture | 1,241,275 |
| 891 | Al-Tawaquf Al-Da'im for Importing Foodstuffs | 1,229,738 |
| 892 | Sadeem aldawlia for Importing Foodstuffs, Livestock, and Meat | 1,227,712 |
| 893 | Abwab Al-Fath for Importing Stationery and Office Supplies | 1,225,954 |
| 894 | Al-Sunbula Al-Fariqa for Importing Foodstuffs | 1,225,631 |
| 895 | Al-Najm Al-Rifi for Importing Electronic and Electrical Devices | 1,225,550 |
| 896 | Al-Shifa for Importing Medicines | 1,225,470 |
| 897 | Fakhr Libya Al-Awwal for Importing Cars and Spare Parts | 1,224,450 |
| 898 | Al-Ruwad aldwale Factory for Manufacturing Clothing | 1,224,152 |
| 899 | Al-Jira for Importing Foodstuffs, Livestock, and Meat | 1,223,220 |
| 900 | Al-Mutajaddid for Importing Home and Office Furniture | 1,221,976 |
| 901 | Al-Buraq Al-Awwal for Importing Generators, Devices, Electrical and Non-Electrical Materials, and Spare Parts | 1,220,180 |
| 902 | Ahadith Al-Muharikat for Importing Various Means of Transportation and Spare Parts | 1,219,500 |
| 903 | Al-Raha for Importing Foodstuffs, Livestock, and Meat | 1,218,844 |
| 904 | Al-Ruwad Factory for Manufacturing Aluminum and PVC | 1,215,661 |
| 905 | Rabianna Al-Muttahida for Importing Personal Care Supplies | 1,212,366 |
| 906 | Al-Zaytouna Al-Khadra for Importing Agricultural Machines and Supplies and Spare Parts | 1,210,630 |
| 907 | Al-Itar Al-Afdal for Importing Means of Transportation and Accessories | 1,208,246 |
| 908 | Al-Rasikha for Importing Building Materials, Health Materials, and Accessories | 1,207,890 |
| 909 | Al-Haram Al-Shifa for Importing Medical Equipment and Maternal and Child Supplies | 1,206,089 |
| 910 | Al-Tanmiya for Importing Oil Equipment and Machinery | 1,201,460 |
| 911 | Al-Samat for Importing Medicines, Medical Equipment, Medical Supplies, and Maternal and Child Supplies | 1,198,562 |
| 912 | Al-Mawared Al-Muttahida for Importing Foodstuffs | 1,195,918 |
| 913 | Al-Taqaddum Al-Watani for Importing Building Materials and Health Materials and Accessories | 1,195,442 |
| 914 | Zuhal Al-Jadida for Importing Means of Transportation and Accessories | 1,193,558 |
| 915 | Dar Al-Yusr for Food Industries | 1,187,700 |
| 916 | Dar Al-Joud for Manufacturing Carton, Bags, and Paper Wrappings | 1,184,994 |
| 917 | Naeem Biladi for Importing Foodstuffs | 1,182,367 |

| | | |
|-----|---|-----------|
| 918 | Libya Al-Mumtazah for Manufacturing and Shaping Metals | 1,179,488 |
| 919 | Al-Jawda for Manufacturing and Assembling Electrical, Household, and Electronic Materials | 1,178,409 |
| 920 | Al-Risala for Importing Foodstuffs | 1,176,067 |
| 921 | Al-Maysam International for Importing Clothing, Textiles, and Leather Goods | 1,169,363 |
| 922 | Al-Nawafidh Al-Asriya for Manufacturing PVC and Aluminum | 1,167,760 |
| 923 | Miftah for Importing Clothing, Textiles, and Leather Goods | 1,164,475 |
| 924 | Sultan for Food Industries and Water and Beverage Bottling | 1,160,858 |
| 925 | Haqool Al-Ghitha for Importing Livestock and Meat | 1,158,840 |
| 926 | Amabsa for Importing Building Materials of All Types | 1,158,480 |
| 927 | Al-Zaytouna for Plastic Industries | 1,157,060 |
| 928 | Al-Fikra Al-Haditha for Importing Foodstuffs | 1,155,311 |
| 929 | Al-Murabbi for Manufacturing and Grinding Animal Feed and Its Derivatives | 1,153,794 |
| 930 | Taj Al-Alami Al-Mumtaz for Importing Electrical and Non-Electrical Devices and Spare Parts | 1,147,378 |
| 931 | North Africa International for Importing Generators, Spare Parts, Electrical and Non-Electrical Devices and Equipment | 1,147,020 |
| 932 | Ghalia for Food Industries | 1,145,964 |
| 933 | The Libyan Group for Importing Air Conditioning and Heating Systems | 1,144,394 |
| 934 | Al-Rifaq Al-Judud for Importing Livestock and Meat | 1,143,188 |
| 935 | Al-Sada Al-Mumtazun for Food Industries | 1,137,766 |
| 936 | Al-Muthmira for Importing Foodstuffs | 1,130,856 |
| 937 | Kenzi for Importing Medical Equipment, Medicines, Medical Supplies, and Maternal and Child Supplies | 1,125,232 |
| 938 | Al-Himma for Importing Medicines and Medical Equipment | 1,124,665 |
| 939 | Drob Al-Rikhai for Importing Foodstuffs | 1,123,600 |
| 940 | Arzaq Al-Mutawasit for Importing Foodstuffs, Livestock, and Meat | 1,122,409 |
| 941 | Saluq for Poultry Breeding and Production | 1,120,900 |
| 942 | Maya Al-Awwal alalmia for Importing Foodstuffs and Livestock and Meat | 1,119,000 |
| 943 | Inarat Al-Mutawasit for Importing Electrical and Non-Electrical Devices | 1,113,944 |
| 944 | Libya Al-Asriya for Importing Electrical and Non-Electrical Devices, Electronic Devices, and Accessories | 1,112,610 |
| 945 | Ater Al-Sharq for Importing Cleaning Materials | 1,107,451 |
| 946 | Abir Al-Watan for Manufacturing Building Materials | 1,106,000 |
| 947 | Al-Burj Al-Ghithai Al-Jadid for Importing Foodstuffs, Livestock, and Meat | 1,099,575 |
| 948 | Al-Haql Al-Akhdar for Importing Agricultural Machines and Supplies and Spare Parts | 1,093,289 |
| 949 | Ruh Libya for Importing Medicines and Medical Supplies and Maternal and Child Supplies | 1,089,779 |
| 950 | Magdit for Food Industries | 1,085,422 |
| 951 | Al-Jadwa Al-Alamiya for Importing Clothing, Textiles, and Leather Goods | 1,076,265 |

| | | |
|-----|---|-----------|
| 952 | Al-Shamila Al-Taqlia for Importing Electronic and Electrical Devices | 1,073,514 |
| 953 | Wadi Zain for Importing Medicines and Medical Supplies and Maternal and Child Supplies | 1,070,961 |
| 954 | Afaq Al-Mustaqbal for Manufacturing Plastic Tools | 1,063,000 |
| 955 | Talmytha Al-Jadida for Importing Household Items | 1,062,597 |
| 956 | Al-Daqiq Al-Amna for Importing Means of Transportation and Accessories | 1,055,856 |
| 957 | Al-Tahaddi Al-Samid for Mills and Animal Feed | 1,051,574 |
| 958 | Al-Diyar Al-Alamiya for Importing Building Materials and Health Materials and Accessories | 1,051,540 |
| 959 | Al-Riyada Al-Alamiya Al-Awwla for Importing Grains, Seeds, Animal Feed, and Agricultural Supplies | 1,050,000 |
| 960 | Al-Marsa for Maritime Agencies | 1,045,550 |
| 961 | Al-Arabiya for Importing Books and Stationery | 1,036,378 |
| 962 | Al-Jadida for Manufacturing Foodstuffs | 1,033,120 |
| 963 | Al-Noor Al-Haditha for Importing Foodstuffs | 1,023,992 |
| 964 | Al-Raida Al-Mumtazah for Importing Foodstuffs, Livestock, and Meat | 1,023,750 |
| 965 | Wahat Al-Tibb for Importing Medical Equipment | 1,023,000 |
| 966 | Al-Wakeel Al-Alami Al-Awwal for Importing Medicines and Supplies for Mothers and Children, and Medical Equipment | 1,022,457 |
| 967 | Drob Al-Bida'a for Importing Agricultural Machinery and Spare Parts | 1,020,000 |
| 968 | Al-Taj Al-Ghitha' Al-Dhahabi for Importing Foodstuffs, Livestock, and Meat | 1,019,683 |
| 969 | Tital Trading for Importing Medical Equipment, Medicines, Medical Preparations, and Supplies for Mothers and Children | 1,018,260 |
| 970 | Sanabel Al-Zahra for Importing Livestock Equipment and Agricultural Supplies | 1,008,372 |
| 971 | Yafa Trading for Importing Medical Equipment, Medicines, Medical Preparations, and Supplies for Mothers and Children | 1,007,706 |
| 972 | Al-Raida Al-Awwal for Importing Foodstuffs, Livestock, and Meat | 1,000,800 |
| 973 | Al-Tabi'a Al-Libiya for Importing Raw Materials | 998,167 |
| 974 | Al-Taa'awun for Iron Industries | 995,562 |
| 975 | Al-Asool Al-Asasiya for Manufacturing Electronic Devices and Systems | 995,000 |
| 976 | Al-Nujoom Al-Jadida for Importing Foodstuffs, Livestock, and Meat | 993,216 |
| 977 | Al-A'midah Al-Mudhee'a for Importing Building Materials and Sanitary Supplies | 991,575 |
| 978 | Al-Badia Al-Areeqa for Manufacturing Building Materials | 990,206 |
| 979 | Al-Qalaa for Manufacturing Soap and Cleaning Products | 988,502 |
| 980 | Afaq Al-Tatweer for Manufacturing Aluminum and PVC | 987,709 |
| 981 | Shumos Al-Ghitha for Importing Foodstuffs, Livestock, and Meat | 985,512 |
| 982 | Libyana for Importing Medicines and Medical Equipment | 984,891 |
| 983 | Tarsu Oil Services | 978,576 |
| 984 | Libya Hurra for Importing Generators, Machinery, Electrical Equipment, and Spare Parts | 976,710 |

| | | |
|------|--|---------|
| 985 | Al-Ayadi for Manufacturing Building Materials | 976,681 |
| 986 | Al-Sahm Al-Lami'a for Importing Building Materials and Sanitary Supplies | 976,164 |
| 987 | Alam Al-Qiyada for Importing Means of Transportation | 975,785 |
| 988 | Al-Abraj Al-Dhahabiya for Painting and Moulding | 975,294 |
| 989 | Manarat Shahhat for Aluminum | 970,930 |
| 990 | Al-Hada'iq Al-Haditha for Importing Agricultural Machinery and Spare Parts | 970,899 |
| 991 | Al-Salalah for Importing Agricultural Machinery and Spare Parts | 970,562 |
| 992 | Mustaqbal Factory for Manufacturing Gypsum and Decoration | 970,181 |
| 993 | Babel Al-Haditha for Importing Clothing, Textiles, Footwear, and Leather Products | 967,300 |
| 994 | Atlas Lines for Importing Electrical and Non-Electrical Devices, Spare Parts, and Electronic Devices | 965,150 |
| 995 | Aslanta for Importing Electronic Devices | 955,339 |
| 996 | Agadir Al-Dhahabiya for Importing Electrical Materials, Electronic Devices, and Phones | 950,000 |
| 997 | Al-Mahri Al-Sarie for Transporting Goods Limited | 950,000 |
| 998 | Al-Lamsa for Importing Furniture and Accessories | 948,423 |
| 999 | Al-Wataniya for Importing Heavy Machinery and Equipment, Their Accessories, Spare Parts, and Factory Equipment | 945,865 |
| 1000 | Al-Atlas Al-Dawli for Importing Building Materials, Sanitary Supplies, and Accessories | 943,976 |
| 1001 | Al-Diyafa Al-Libiya for Importing Foodstuffs | 943,929 |
| 1002 | Al-Imkanat for Importing Electrical and Non-Electrical Devices and Spare Parts, and Electronic Devices | 942,951 |
| 1003 | Al-Tawasul Al-Mudhee for Importing Foodstuffs, Livestock, and Meat | 938,268 |
| 1004 | Al-Bunduqiya for Importing Foodstuffs | 937,267 |
| 1005 | Al-Sati'a Al-Awwla for Importing Electrical and Electronic Materials | 935,000 |
| 1006 | Sayyid Al-Ghitha for Importing Foodstuffs, Livestock, and Meat | 932,400 |
| 1007 | Al-Abanos for Furniture Manufacturing | 931,479 |
| 1008 | Mafkhara Al-Ard for Importing Means of Transportation and Their Accessories | 926,300 |
| 1009 | Al-Burj Al-Mutawassit for Importing Means of Transportation and Their Accessories | 919,660 |
| 1010 | Tatweer Libya for Importing Building Materials and Sanitary Supplies | 918,747 |
| 1011 | Al-Najm Al-Qutbi for Importing Electrical and Household Appliances | 917,500 |
| 1012 | Rabie Factory for Cleaning Materials Manufacturing | 905,449 |
| 1013 | Ittihad Electronics for Importing Electronic and Electrical Devices | 902,736 |
| 1014 | Qimat Al-Iraqah for Importing Clothing | 902,200 |
| 1015 | Al-Itar Al-Hadith for Importing Cars and Spare Parts | 900,222 |
| 1016 | Anoud Al-Jabal for Importing Foodstuffs | 899,994 |
| 1017 | Al-Rahma Factory for Manufacturing Aluminum Doors and Windows | 896,912 |
| 1018 | Al-Majd for Importing Dental Equipment | 892,923 |

| | | |
|------|--|---------|
| 1019 | Ben Faraj for Importing Tires and Limited Trailers | 892,816 |
| 1020 | Atour Al-Wadi for Importing Foodstuffs, Livestock, and Meat | 890,563 |
| 1021 | Al-Mustasaq Al-Haditha for Communication Services, Information Technology, and Programming | 890,075 |
| 1022 | Medika for Importing Medicines, Medical Preparations, and Supplies for Mothers and Children | 887,251 |
| 1023 | Jabal Al-Sharq for Poultry Breeding, Egg and Meat Production | 885,998 |
| 1024 | Havana for Installing and Maintaining Systems of All Kinds | 883,100 |
| 1025 | Al-Sarayya Al-Alamiya for Wooden Industries | 882,443 |
| 1026 | Al-Nama Al-Falahy for Importing Agricultural Materials and Supplies, and Spare Parts | 881,760 |
| 1027 | Bayt Al-Izdihar for Manufacturing Furniture and Kitchens | 881,347 |
| 1028 | Al-Nama Factory for Engineering Industries | 871,154 |
| 1029 | Al-Awwla Al-Haditha for Importing Electronic Devices and Accessories | 867,375 |
| 1030 | Qabtān Libya for Importing Foodstuffs, Livestock, and Meat | 866,738 |
| 1031 | Al-Raed Al-Hadith for Importing Means of Transportation and Their Accessories | 862,366 |
| 1032 | Rimas Libya for Oil Services | 862,300 |
| 1033 | Adu'a Akakus for Importing Foodstuffs | 861,393 |
| 1034 | Bilhaj alalmiya for Manufacturing Doors, Windows, and Decoration Accessories | 860,645 |
| 1035 | Al-Tanmiya Al-Haditha for Manufacturing PVC Sheets, Profiles, and Pipes | 859,618 |
| 1036 | Al-Buhaira for Importing Cleaning Materials | 857,655 |
| 1037 | Al-Diyafa Al-Libiya for Manufacturing Foodstuffs and Beverages | 857,400 |
| 1038 | Candy for Importing Foodstuffs, Livestock, and Meat | 856,613 |
| 1039 | Naseem aldwalia for Importing Foodstuffs | 854,730 |
| 1040 | Al-Hayra for Manufacturing Electronic and Electrical Devices | 848,750 |
| 1041 | Al-Diwan for Importing Medicines, Equipment, and Medical Supplies | 846,381 |
| 1042 | Manahil Al-Ma'amar for Importing Building Materials and Sanitary Supplies | 840,389 |
| 1043 | Al-Ridwan for Importing Medicines | 839,800 |
| 1044 | Nafidat Al-Alam Al-Jadid for Importing Foodstuffs | 839,500 |
| 1045 | Sahil Al-Hanshir for Importing Electrical and Non-Electrical Devices, Spare Parts, and Accessories | 838,585 |
| 1046 | Majmou'at Qara Libya for Importing Means of Transportation and Their Accessories and Spare Parts | 836,915 |
| 1047 | Wadi Al-Hayat for Importing Means of Transportation and Their Accessories | 835,275 |
| 1048 | Al-Bunyan Al-Aali for Manufacturing Steel and Aluminum Doors and Windows, PVC | 833,283 |
| 1049 | Rama Libya for Plastic Industries | 830,000 |
| 1050 | Al-Taqqaddum for Metal and Plastic Industries | 829,745 |
| 1051 | Al-Mustasaq for Importing Supplies for Mothers and Children | 829,332 |

| | | |
|------|---|---------|
| 1052 | Al-Tawfiqiya Al-Libiya for Importing Various Means of Transportation and Their Accessories | 825,694 |
| 1053 | Lamsat Al-Marah for Importing Books and Stationery | 824,792 |
| 1054 | Areej Al-Ghitha for Importing Foodstuffs | 821,432 |
| 1055 | Al-Zahiya for Importing Medicines, Medical Equipment, Medical Preparations, and Supplies for Mothers and Children | 814,794 |
| 1056 | Al-Mazari Al-Watani for Importing Agricultural Machinery and Supplies, and Spare Parts | 814,369 |
| 1057 | Visa Libya for Importing Generators and Electrical and Non-Electrical Equipment | 812,629 |
| 1058 | Maidat Al-Rahman for Importing Foodstuffs | 810,024 |
| 1059 | Al-Shahid Al-Mumayyaz for Importing Foodstuffs | 808,240 |
| 1060 | Al-Zamurdah Al-Jadida for Importing Raw Materials | 805,950 |
| 1061 | Al-Akeed Al-Akeed for Medical Services | 805,650 |
| 1062 | Al-Badia Al-Areeqa for Food Industries | 804,258 |
| 1063 | Apollonia Pharma for Importing Medicines and Supplies for Mothers and Children | 800,000 |
| 1064 | Biladi Factory for Paint Manufacturing | 798,312 |
| 1065 | Bab Al-Mustaqbal for Importing Spare Parts and Accessories for Cars | 796,517 |
| 1066 | Klein International for Importing Cosmetics, Hardware, and Cleaning Products | 795,445 |
| 1067 | Al-Tahakum for PVC, Aluminum, and Glass Industries | 794,414 |
| 1068 | Saharina for Importing Cleaning Materials Limited | 793,328 |
| 1069 | Rimal Libya for Communications and Information Technology | 789,178 |
| 1070 | Al-Asas Al-Raqi Al-Jadid for Importing Building Materials and Sanitary Supplies | 783,991 |
| 1071 | Dhaman Al-Jawda for Importing Foodstuffs, Livestock, and Meat | 780,100 |
| 1072 | Asas Al-Ittihad for Manufacturing Glass and Its Supplies | 778,998 |
| 1073 | Majmout Al-Shahid for Importing Foodstuffs | 774,564 |
| 1074 | Saluq for Manufacturing All Types of Building Materials | 774,537 |
| 1075 | Al-Rafaqa for Importing Building Materials and Sanitary Supplies | 773,150 |
| 1076 | Maamar Libya International for General Contracting and Real Estate Investment | 772,500 |
| 1077 | Al-Mutafawiqah for Importing Electronics | 771,004 |
| 1078 | Rawasi Al-Sahra for Importing Oils, Greases, Means of Transportation, and Their Accessories | 765,445 |
| 1079 | Jabal Al-Noor for Importing Clothing, Textiles, and Leather Products | 761,940 |
| 1080 | Al-Ittihad Al-Arabi for Importing Medical Equipment and Supplies | 761,619 |
| 1081 | Al-Ghad for Assembling and Manufacturing Various Electronics and Spare Parts | 761,229 |
| 1082 | Al-Masdar Al-Amin for Importing Means of Transportation and Their Accessories | 760,624 |
| 1083 | Omaj alawma and Partners for Importing Electrical and Non-Electrical Devices and Spare Parts | 753,933 |
| 1084 | Badr Al-Noor for Importing Foodstuffs | 753,458 |
| 1085 | Knouz Libya for Importing Cleaning Materials | 751,879 |
| 1086 | Al-Noor for Importing Means of Transportation and Their Accessories | 751,400 |

| | | |
|------|---|---------|
| 1087 | Al-Ridwan for Importing Electrical and Household Appliances | 746,779 |
| 1088 | Shams Al-Asil for Importing Electrical and Non-Electrical Devices, Spare Parts, and Electronic Devices | 744,520 |
| 1089 | Majmout Al-Rabi for Importing Electrical and Electronic Devices and Accessories | 743,768 |
| 1090 | Khat Al-Ahlam for Importing Foodstuffs | 742,648 |
| 1091 | Banan for Importing Perfumes, Cosmetics, Hardware, and Cleaning Products | 736,000 |
| 1092 | Khalaf Al-Buhar for Importing Livestock and Meat | 733,842 |
| 1093 | Al-Tanmiya Al-Dawliya for Importing Various Means of Transportation and Their Accessories | 729,764 |
| 1094 | Al-Bina Al-Yaqeen for Importing Electrical and Non-Electrical Devices, Spare Parts, and Electronic Devices | 726,862 |
| 1095 | Al-Barina for Importing Medicines, Equipment, Laboratory Supplies, Medical Preparations, and Child Supplies | 723,800 |
| 1096 | Al-Usala Al-Rai'a for Importing Furniture | 722,685 |
| 1097 | Sufana for Importing Food | 720,473 |
| 1098 | Al-Asala Al-Ra'i'a for Importing Furniture | 714,345 |
| 1099 | Sofana for Importing Foodstuffs, Livestock, and Meat | 711,947 |
| 1100 | Al-Shorouk Al-Libiya for Poultry Breeding and Hatching | 710,407 |
| 1101 | Bashayer Al-Tahrir for Importing Foodstuffs, Livestock, and Meat | 707,912 |
| 1102 | Al-Masanda Al-Libiya for Importing Means of Transportation and Accessories | 705,202 |
| 1103 | Karakas for Importing Foodstuffs | 704,950 |
| 1104 | Al-Dafa Al-Areeqa for Importing Clothing, Textiles, and Leather Products | 703,803 |
| 1105 | Al-Yaqin Al-Mumayyaz for Importing Foodstuffs, Livestock, and Meat | 703,648 |
| 1106 | Al-Nahda Factory for Clothing Manufacturing | 702,550 |
| 1107 | Steel aldwalia for Iron Industries | 701,770 |
| 1108 | Al-Mara'i Al-Awwali for Importing Foodstuffs, Livestock, and Meat | 700,849 |
| 1109 | Al-Muta'aliya for Communications and Technology | 700,745 |
| 1110 | Al-Meezan Al-Dhahabi for Importing Building Materials, Sanitary Materials, and Accessories | 700,044 |
| 1111 | Al-Huda for Manufacturing Plastic Bags (Limited Liability) | 698,985 |
| 1112 | Al-Nil Al-Arabi for Oil Services | 698,360 |
| 1113 | Al-Khalij for Manufacturing Insulation Panels | 697,950 |
| 1114 | Al-Ibda'a Al-Hurr for Importing Clothing, Textiles, and Leather Products | 694,756 |
| 1115 | Al-Tadamun Al-Arabi for Food Industries | 694,542 |
| 1116 | Bayt Al-Izz for Manufacturing Building Materials | 693,791 |
| 1117 | Al-Himma Al-Aaliya for Iron Industries | 693,500 |
| 1118 | Al-Nakheel Factory for Food Industries | 692,232 |

| | | |
|------|--|---------|
| 1119 | Al-Alama Al-Oula for Importing Medical Equipment, Medicines, Medical Preparations, and Supplies for Mothers and Children | 691,864 |
| 1120 | Al-Nukhba for Industrial Investment (Limited Liability) | 691,815 |
| 1121 | Al-Khalil for Importing Means of Transportation and Accessories | 690,100 |
| 1122 | Shumu'a for Construction and Metal Industries | 690,082 |
| 1123 | Al-Intilaqah Al-Wataniya for Importing Workshop and Factory Equipment of All Types | 689,304 |
| 1124 | Areefa for Importing Foodstuffs | 688,385 |
| 1125 | Al-Basmah Al-Tibbiyah Al-Dawliya for Importing Medicines and Medical Equipment | 687,302 |
| 1126 | Libya Baytna for Importing Building Materials, Sanitary Materials, and Accessories | 686,519 |
| 1127 | Wadi Aram International for Importing Cars and Spare Parts | 685,835 |
| 1128 | Al-Muttahidah Insurance Company | 682,042 |
| 1129 | Al-Yaqout for Agricultural and Animal Production | 680,533 |
| 1130 | Al-Itar Al-Amin for Importing Tires and Tubes, and Car Accessories | 680,014 |
| 1131 | Al-Jawda Al-Mutakamilah for Importing Agricultural Machines and Supplies, and Spare Parts | 680,000 |
| 1132 | Nardin Al-Hayat for Importing Clothing, Textiles, and Leather Products | 680,000 |
| 1133 | Al-Dawliya for Importing Agricultural Materials and Supplies | 680,000 |
| 1134 | Wadi Bi for Manufacturing Feed and Agricultural Supplies | 680,000 |
| 1135 | Lebika for Importing Foodstuffs, Vegetables, Fruits, Livestock, and Meat | 679,500 |
| 1136 | Al-Imtiaz Al-Akhir for Importing Foodstuffs | 677,640 |
| 1137 | Al-Sawab Al-Muneer for Importing Electrical and Non-Electrical Devices and Spare Parts | 674,383 |
| 1138 | Arar and Partners for Importing Foodstuffs | 671,333 |
| 1139 | Bab Al-Libya for Importing Medical Equipment, Medical Preparations, and Supplies for Mothers and Children | 670,456 |
| 1140 | Al-Ghazal for Importing Clothing, Textiles, and Leather Products | 670,000 |
| 1141 | Al-Aalama Al-Sharq for Importing Foodstuffs, Livestock, and Meat | 667,779 |
| 1142 | Sanabel Al-Andalus for Importing Foodstuffs | 663,546 |
| 1143 | Dar Al-Tijara for Importing Foodstuffs, Livestock, and Meat | 660,848 |
| 1144 | Al-Suhaila for Importing Foodstuffs | 659,359 |
| 1145 | Al-Ikhwa Al-Muttahidun for Importing Household Equipment, Devices, and Electrical Materials | 658,870 |
| 1146 | Al-Manara Al-Alamiya for Importing Means of Transportation and Accessories | 658,136 |
| 1147 | Wahat Al-Da'ira for Importing Foodstuffs | 657,673 |
| 1148 | Al-Qandouz Factory for Manufacturing Aluminum Mats | 656,820 |
| 1149 | Al-Inma'a Al-Hadith for Manufacturing Glass, Aluminum, and PVC | 656,432 |
| 1150 | Al-Tawakkul for Importing Household and Electrical Materials | 655,540 |
| 1151 | Al-Mazn for Importing Sulfur and Its Requirements and Lighters | 653,600 |
| 1152 | Al-Jawda Al-Mutaqaddima Al-Haditha for Food Industry | 651,000 |

| | | |
|------|--|---------|
| 1153 | Al-Shamilah Al-Oula for Importing Medical Equipment, Medical Preparations, and Supplies for Mothers and Children | 650,726 |
| 1154 | Al-Iqona Al-Jadida for Manufacturing Tents and Mobile Homes | 650,700 |
| 1155 | Baraa for Information Technology | 650,000 |
| 1156 | Al-Jidar Al-Jadid for Importing Heavy Machinery and Equipment and Their Spare Parts | 650,000 |
| 1157 | Al-Yasmeen for Baking and Confectionery | 648,397 |
| 1158 | Bilhaj Factory for Manufacturing Car Radiators | 645,373 |
| 1159 | Al-Shafaq for Information Technology | 645,000 |
| 1160 | Al-Sharq for Importing Electrical and Non-Electrical Devices and Spare Parts | 643,765 |
| 1161 | Amasi for Importing Foodstuffs | 643,750 |
| 1162 | Al-Diyafa Libya for Importing Electronic and Electrical Devices | 636,100 |
| 1163 | Bayat Libya for Plastic Industries | 633,749 |
| 1164 | Al-Malika Al-Dhahabiya for Importing Supplies for Mothers and Children | 633,714 |
| 1165 | Al-Hadatha Al-Dawliya for Importing Means of Transportation, Spare Parts, Tires, and Tubes | 633,200 |
| 1166 | Al-Noor Al-Istiqama for Importing Medicines, Medical Preparations, Medical Equipment, and Supplies for Mothers and Children | 631,890 |
| 1167 | Victoria for Importing Foodstuffs | 630,074 |
| 1168 | Rehlat alsheta for Importing Agricultural Machinery and Supplies, and Fertilized Eggs | 630,000 |
| 1169 | Mafco for General Contracting and Real Estate Investment | 629,981 |
| 1170 | Mizrat Factory for Manufacturing Paint and Putty | 627,750 |
| 1171 | Al-Ma'aden Al-Libi for Iron Industries and Tents | 626,970 |
| 1172 | Al-Mustaqbal Factory for Plastic Industries | 625,500 |
| 1173 | Emaar Al-Mudun for Manufacturing Building Materials and Concrete Blocks | 623,628 |
| 1174 | Al-Fahd Al-Ushur for Importing Foodstuffs, Livestock, and Meat | 621,378 |
| 1175 | Oudour Al-Wadi for Importing Medical Equipment, Medical Preparations, and Supplies for Mothers and Children | 618,960 |
| 1176 | Al-Lin Al-Alamiya for Importing Foodstuffs | 616,512 |
| 1177 | Al-Tiryak Al-Dawliya for Importing Medical Equipment, Medicines, Medical Preparations, and Supplies for Mothers and Children | 612,551 |
| 1178 | Al-Qasr Al-Dawli for Importing Agricultural Equipment | 610,821 |
| 1179 | Nuqta Tawasul Digital for Information Technology | 610,500 |
| 1180 | Ashghal Tunisia for Contracting and Construction Works | 610,000 |
| 1181 | Al-Jil Al-Qadim for Importing Medicines and Medical Equipment | 608,989 |
| 1182 | Al-Diya Al-Raqi for Iron Industries | 608,535 |
| 1183 | Al-Nahda Al-Wataniya for Importing Means of Transportation and Accessories | 607,788 |
| 1184 | Rukun Al-Mutawassit for Manufacturing Electronic and Electrical Devices | 605,875 |
| 1185 | Sheba for Installing and Maintaining Systems of All Kinds | 604,800 |

| | | |
|------|---|---------|
| 1186 | Betta for Importing Electrical and Non-Electrical Devices and Spare Parts, and Electronic Devices | 604,230 |
| 1187 | Dunya Al-Sihha for Importing Medicines, Medical Preparations, and Supplies for Mothers and Children | 603,383 |
| 1188 | Elaf International for Importing Clothing, Textiles, and Leather Products | 600,000 |
| 1189 | Al-Qala Al-Haditha for Importing Foodstuffs | 599,550 |
| 1190 | Marafi for Food Industries and Vegetable Oils | 595,666 |
| 1191 | Al-Nahda Al-Libiya for Manufacturing Carton and Paper Products | 595,475 |
| 1192 | Al-Qalam for Installing, Maintaining, and Developing Systems of All Types | 595,300 |
| 1193 | Al-Intilaka Al-Jadida for Importing Tires, Tubes, and Car Spare Parts | 595,109 |
| 1194 | Al-Kahraban Al-Muneer for Importing Electrical Devices and Materials | 594,517 |
| 1195 | Sanabel for Manufacturing Woven Bags | 592,700 |
| 1196 | Al-Salama for Manufacturing Tents and Corrugated Sheets | 591,710 |
| 1197 | Danube for Importing Medicines, Medical Preparations, and Supplies for Mothers and Children | 588,450 |
| 1198 | Al-Azm for Importing Medicines, Medical Preparations, and Supplies for Mothers and Children | 587,900 |
| 1199 | Al-Lamseh Al-Malikiah for Importing Agricultural Machinery and Supplies, and Spare Parts | 586,900 |
| 1200 | Aetheran aldwalia for Importing Meat and Live Livestock for Slaughter | 586,574 |
| 1201 | Al-Jawda Al-Aliya for Agricultural and Animal Investment | 584,055 |
| 1202 | Al-Safwa Al-Raida for Plastic Industries | 583,686 |
| 1203 | Oya Al-Mutafawiqah for Importing Medical Equipment | 582,881 |
| 1204 | Alalmia Ready-Made Buildings Company | 581,480 |
| 1205 | Qarza for Importing Foodstuffs and Fresh Fruits | 580,848 |
| 1206 | Al-Hodj Al-Aali for Importing Medical Preparations and Supplies for Mothers and Children | 579,420 |
| 1207 | Mujmou'at Afaq for Mills, Feed, and Rice Mills | 577,133 |
| 1208 | Al-Burhan Al-Alami for Importing Foodstuffs, Livestock, and Meat | 575,210 |
| 1209 | Mudrar Al-Ard for Importing Foodstuffs | 573,554 |
| 1210 | Al-Qarya for Importing Foodstuffs | 571,737 |
| 1211 | Al-Ajwad Al-Dawiya for Importing Medicines, Medical Equipment, and Medical Supplies and Laboratory Operators | 571,354 |
| 1212 | Al-Delta for Manufacturing Cleaning Materials | 570,315 |
| 1213 | Mujmou'at Al-Mawda for Importing Cosmetics, Hardware, and Cleaning Materials | 570,145 |
| 1214 | Buhayrat Al-Saraya for Importing Heavy Machinery and Equipment, Their Accessories, Spare Parts, and Factory Equipment | 567,800 |
| 1215 | Matin for Importing Supplies for Mothers and Children | 564,870 |
| 1216 | Libya Al-'Ata for Importing Foodstuffs | 564,052 |
| 1217 | Al-Bushra for Importing Medical Equipment and Medical Supplies | 562,882 |

| | | |
|------|--|---------|
| 1218 | Al-Haditha for Importing Foodstuffs | 561,830 |
| 1219 | Bayan alnahreen for Importing Foodstuffs | 561,600 |
| 1220 | Mazaya Al-Manazil for Importing Electrical and Non-Electrical Devices and Equipment | 557,808 |
| 1221 | Tiba aldwalia for Importing Furniture and Its Complements | 554,343 |
| 1222 | Sultan for Commitments and Supply | 552,381 |
| 1223 | Al-Izdihar Factory for Wooden Industries | 551,454 |
| 1224 | Ayadi Al-Shifa for Importing Medicines, Equipment, and Medical Supplies | 550,186 |
| 1225 | Asilah Al-Fidhiya for Importing Building Materials, Sanitary Materials, and Accessories | 547,388 |
| 1226 | Al-Ghiza Al-Afdal for Importing Foodstuffs (Limited Liability) | 545,082 |
| 1227 | Al-Tahadin for Importing Books and Stationery | 543,927 |
| 1228 | Al-Ard Al-Bahira for Importing Agricultural Machinery and Supplies, and Spare Parts | 541,219 |
| 1229 | Dar Al-Salam for Importing Foodstuffs | 540,187 |
| 1230 | Ward Al-Gharb for Importing Cosmetics, Hardware, and Cleaning Materials | 538,722 |
| 1231 | Al-Faris Al-Duwali for Importing Foodstuffs, Livestock, and Meat | 535,950 |
| 1232 | Shamal africia alalmiya for Electrical and Non-Electrical Devices and Spare Parts | 534,265 |
| 1233 | Zahra Al-Firdaws for Importing Foodstuffs | 532,423 |
| 1234 | Wahat Libya for Importing Foodstuffs | 532,384 |
| 1235 | Nour Libya Al-Hurra for Importing Books and Stationery | 532,000 |
| 1236 | Al-Rim for Importing Medicines and Medical Equipment | 530,932 |
| 1237 | Mena aldawlia for Importing Foodstuffs | 530,430 |
| 1238 | Atlas for Importing Electronic, Electrical, and Household Devices | 529,099 |
| 1239 | Group Sama for Importing Electrical and Non-Electrical Devices and Spare Parts | 527,894 |
| 1240 | Al-Ilaaj Al-Akeed for Importing Medicines, Medical Preparations, and Mother and Child Supplies | 525,750 |
| 1241 | Al-Israa Al-Haditha for Importing Foodstuffs, Livestock, and Meat | 524,583 |
| 1242 | Zahra Al-Arab for Importing Decoration Materials and Hardware | 523,653 |
| 1243 | Zaid Al-Aseel for Importing Foodstuffs | 521,656 |
| 1244 | Al-Mansoura Libya for Food Industries | 521,478 |
| 1245 | Al-Badil Global for Importing Means of Transportation and Accessories | 519,500 |
| 1246 | Al-Dhafra for Importing Foodstuffs, Livestock, and Meat | 518,301 |
| 1247 | Al-Qistas for Importing Foodstuffs, Livestock, and Meat | 517,667 |
| 1248 | Al-Masdar Al-Global for Importing Foodstuffs | 515,754 |
| 1249 | Ital for Importing Electrical and Non-Electrical Devices | 515,624 |
| 1250 | Al-Juhd Al-Muthmir for PVC Industry | 515,574 |
| 1251 | Al-Nassajoun Al-Libiyoun for Carpet and Rug Manufacturing | 515,495 |
| 1252 | Tobactes Factory for Sponge Manufacturing | 515,400 |

| | | |
|------|--|---------|
| 1253 | Al-Yasmeen Al-Jadida for Importing Cleaning Materials | 513,649 |
| 1254 | Rukn Al-Jazira for Importing Cleaning Materials | 513,249 |
| 1255 | Al-Alama Al-Riyadiya for Importing Sports Supplies | 513,195 |
| 1256 | Al-Waha Al-Jadida for Importing Foodstuffs | 510,990 |
| 1257 | Gamma Libya for Importing and Distributing Electrical Equipment and Spare Parts | 510,808 |
| 1258 | Al-Mutawwir Al-Sharq Al-Awsat for Administrative Consulting, Training, and Rehabilitation | 510,800 |
| 1259 | Al-Mutakhasis Factory for Manufacturing Aluminum and PVC Doors and Windows | 510,745 |
| 1260 | Al-Qadi Group for Importing Furniture | 508,858 |
| 1261 | Al-Tadawul Al-Awwal for Importing Foodstuffs | 508,260 |
| 1262 | Hattin for Importing Means of Transportation and Accessories | 507,840 |
| 1263 | Al-Akil for Importing Foodstuffs | 507,117 |
| 1264 | Al-Shumos Factory for Manufacturing Aluminum and PVC Doors and Windows | 506,054 |
| 1265 | Shamal Africa for Importing Medicines and Medical Equipment LLC | 505,963 |
| 1266 | Amjad Al-Thani Factory for Manufacturing Cleaning Materials | 504,604 |
| 1267 | Al-Taqnia for Communications and Data | 504,436 |
| 1268 | Science of Life for Medical and Laboratory Services | 504,310 |
| 1269 | Al-Majmoua Al-Raida for Manufacturing Cups and Cafe Supplies | 503,904 |
| 1270 | Al-Wafa for Importing Means of Transportation and Accessories | 502,676 |
| 1271 | Al-Safinat Al-Asliyya for Importing Means of Transportation and Accessories | 502,287 |
| 1272 | Qataf Al-Masiya for Iron Industries | 502,165 |
| 1273 | Al-Muqdam for Iron Industries | 501,000 |
| 1274 | Jawad Al-Naeem for Importing Foodstuffs | 500,827 |
| 1275 | Al-Saraya Al-Hamra for Importing Marble and Cutting | 500,751 |
| 1276 | Mawasim Dawair Al-Khayr for Agricultural Services and Agricultural Investment | 500,371 |
| 1277 | Al-Ata Al-Mutawasil for Manufacturing Furniture and Sponge | 499,801 |
| 1278 | Al-Alam Al-Mudi for Importing Electrical and Non-Electrical Devices and Spare Parts | 498,115 |
| 1279 | Anwar Al-Shu'la for Importing Electrical Materials | 495,839 |
| 1280 | Al-Nabd Al-Jadeed for Communication and Information Technology | 491,800 |
| 1281 | Al-Makhzoun Al-Tayyib for Importing Mother and Child Supplies | 491,530 |
| 1282 | Alkzafia Company for Importing Building Materials and Sanitary Materials | 490,298 |
| 1283 | Majmuet Al-Safrani Company for Manufacturing Doors and Home Furniture | 489,726 |
| 1284 | Adrar Akakus Company for Importing Heavy Machinery and Equipment Limited Liability | 489,211 |
| 1285 | Itar alsonbur Company for Importing Cleaning Materials and Cosmetics | 488,760 |
| 1286 | Delta almutaheda Company for Importing Medicines, Medical Preparations and Mother and Child Supplies | 487,349 |
| 1287 | Almanak alsherqe Company for Importing Foodstuffs | 487,206 |

| | | |
|------|--|---------|
| 1288 | Alqetaat alhadita Company for Aluminum Industry" | 485,011 |
| 1289 | Hilal Al-Qamar Company for Importing Electronic, Electrical and Non-Electrical Devices, Spare Parts and Accessories | 484,950 |
| 1290 | Al-Ezz aldwali Company for Food Industries | 484,814 |
| 1291 | Athmar Company for Importing Agricultural Machinery and Supplies and Spare Parts | 484,731 |
| 1292 | Shaheen Al-Mostaqbal Company for Importing Foodstuffs, Livestock and Meat | 483,384 |
| 1293 | Modern International Company for Importing Various Means of Transportation | 482,916 |
| 1294 | Lamset Al-Oula Company for Importing Household, Electrical and Electronic Devices | 482,220 |
| 1295 | Roube algrab Company for Manufacturing Mattresses and Sponges | 481,436 |
| 1296 | Rabwa Al-Gharb Company for Importing Foodstuffs | 477,859 |
| 1297 | Libya International Company for Manufacturing Aluminum and PVC Doors and Windows, Furniture and Decoration | 474,353 |
| 1298 | Qatrat Al-Nada Al-Oula Company for Importing Pumps and Building Materials | 473,981 |
| 1299 | Almas Al-Jadeed Company for Importing Foodstuffs Meat and livestock | 472,017 |
| 1300 | Shams Company for the manufacture of metal works and mobile homes | 469,563 |
| 1301 | Asas alalmia Company for the import of decorative materials, hardware and cleaning materials | 468,223 |
| 1302 | Argan Company for the import of medicines, medical preparations and mother and child supplies | 466,824 |
| 1303 | Malameh Al Noor Company for Food Industries | 466,069 |
| 1304 | Al Mutamer Al Awal Company for the import of agricultural materials, equipment and supplies | 465,581 |
| 1305 | Tamasi International Company for Food Industries | 465,061 |
| 1306 | Karzaz Plastic Industries Factory | 465,000 |
| 1307 | Al Nakheel International Company for the import of various means of transportation, machinery, equipment and spare parts | 464,927 |
| 1308 | Al Ashqaa Company for Plastic Industries | 464,100 |
| 1309 | Bayader Al Naama Company for Food Industries | 462,191 |
| 1310 | Al Waha Company for the manufacture of food materials | 461,651 |
| 1311 | Wadi Al Nama Company for the import of agricultural machinery, supplies and spare parts | 458,350 |
| 1312 | Libya alwatania Iron Company for Iron Industries | 457,845 |
| 1313 | Sabq Company for the import of means of transportation and their accessories | 457,628 |
| 1314 | Alam Zain Company for Food Industries | 456,200 |
| 1315 | White Ice Company for Cooling, Air Conditioning and Elevators Services | 455,783 |
| 1316 | Madkhal Al Baida Company for the import of equipment and supplies for factories, workshops and their supplies | 454,105 |
| 1317 | Al Jarf Company for Plastic Industries and Bags of various types and sizes | 453,390 |
| 1318 | Libyan Free Company for Medical Services | 452,901 |

| | | |
|------|---|---------|
| 1319 | Al-Anis Company for Importing Decoration Materials | 452,343 |
| 1320 | Al-Riyada alalmia Company for Importing Building Materials | 448,514 |
| 1321 | Al-Nakheel Beach Company for Iron Industries | 448,005 |
| 1322 | Al-Amthal Company for Importing Medicines, Medical Equipment, Medical Preparations, and Mother and Child Supplies | 447,397 |
| 1323 | Al-Hilal Company for Importing Electrical and Non-Electrical Appliances and Materials and Spare Parts | 447,099 |
| 1324 | Al-Maeda Al-Jadeeda Company for Importing Foodstuffs | 445,526 |
| 1325 | Al-Azima Company for Importing Foodstuffs | 445,523 |
| 1326 | Al-Ariaf Al-Fadhiya Company for Importing Decoration Materials, Hardware and Cleaning Materials | 444,960 |
| 1327 | Qandi and Partners Company for Importing Cars, Spare Parts and Accessories | 442,407 |
| 1328 | Al-Alamiya Al-Kubra Company for Importing Medicines and Medical Preparations | 441,390 |
| 1329 | Al-Omran Al-Bahir Company for Importing Building Materials, Sanitary Materials and Accessories | 438,812 |
| 1330 | Al-Fawaris Company for Importing Cars and Spare Parts | 437,574 |
| 1331 | Al-Rayah Company for Agricultural Production with Limited Liability | 437,055 |
| 1332 | Al-Manahil Medical Company for Importing Medicines, Materials and Medical Supplies | 435,738 |
| 1333 | Emaar Company for Iron and Corrugated Sheet Industries | 432,710 |
| 1334 | Modern Technology Systems Company for Computer Services and Information Technology | 429,472 |
| 1335 | Al-Sarha Company for Importing Transportation and Accessories | 428,490 |
| 1336 | Jabal Akakus Company for Furniture Manufacturing | 427,610 |
| 1337 | Al-Tanmia Company for the Manufacture of Plastic Pipes | 426,790 |
| 1338 | Al-Etijahat Company for Mills and Feed | 426,196 |
| 1339 | Anwar Maslata Company for Importing Foodstuffs, Meat and Livestock | 424,155 |
| 1340 | Al-Hulul Medical Company for Importing and Installing Medical Equipment and Laboratories | 422,864 |
| 1341 | Al-Rawi Company for Importing Agricultural Machinery, Supplies and Spare Parts | 422,482 |
| 1342 | Al-Ramal Company for Importing Foodstuffs, Livestock and Meat | 418,470 |
| 1343 | Almutaheda Company for Manufacturing Plastic Materials | 417,745 |
| 1344 | Auras Company for Importing Furniture | 416,119 |
| 1345 | Al-Arouq Company for Food Industries | 413,960 |
| 1346 | Saba Al-Muthadarah Company for Importing Building Materials, Sanitary Materials and Accessories | 413,238 |
| 1347 | Al-Fath Company for Importing Agricultural Supplies | 411,270 |
| 1348 | Al-Mazen Company for Importing Foodstuffs, Livestock and Meat | 410,670 |
| 1349 | Shahd Al-Madinah Company for Food Industries | 410,002 |
| 1350 | Nwar Company for Food Industries | 409,373 |

| | | |
|------|--|---------|
| 1351 | Rakan Al-Khair Company for Importing Foodstuffs, Livestock and Meat | 408,960 |
| 1352 | Matla Al-Fajr Company for Importing Medicines, Medical Preparations and Mother and Child Supplies | 408,546 |
| 1353 | Samoud Al-Abraj Company for Importing Building Materials, Sanitary Materials and Accessories | 407,740 |
| 1354 | Al-Qimma Al-Mithalia Company for Importing Building Materials, Sanitary Materials and Accessories | 407,000 |
| 1355 | Al-Faihaa International Company for Importing Medicines, Equipment, Medical Preparations and Mother and Child Supplies | 402,500 |
| 1356 | Al-Masa Al-Dhababia Company To import medicines, equipment, medical preparations and mother and child supplies | 402,043 |
| 1357 | Nala Company for Importing Foodstuffs | 400,562 |
| 1358 | Marmar Libya Company for Importing Foodstuffs | 400,364 |
| 1359 | Sipes Libya Joint Paint Manufacturing Company | 400,050 |
| 1360 | Idraj Al-Bustan Company for Manufacturing Cleaning Materials | 400,000 |
| 1361 | Arab Union Company for Feed and Grain Milling | 396,426 |
| 1362 | Sana Company for Manufacturing Wooden and Metal Furniture of All Kinds | 395,214 |
| 1363 | Al-Ghazara Company for Importing Foodstuffs, Livestock and Meat | 394,368 |
| 1364 | Ghot San Faz Company for Food Industries | 393,731 |
| 1365 | Al-Kardon Factory for Cutting and Polishing Marble | 392,718 |
| 1366 | Al-Banyan Factory for Manufacturing Prefabricated Buildings | 391,921 |
| 1367 | Ramsa Company for Importing Medicines, Supplies and Medical Equipment | 391,836 |
| 1368 | Alam Al-Riyada Company for Importing Furniture and Furnishings | 388,810 |
| 1369 | Al-Eithar Al-Jadeed Company for Importing Foodstuffs, Livestock and Meat | 387,567 |
| 1370 | Sama Benghazi Company for Manufacturing Empty Squares, Hangars and Prefabricated Houses | 387,435 |
| 1371 | Hannibal Company for Importing Decoration Materials and Hardware LLC | 387,017 |
| 1372 | Al-Morouj Al-Samia Company for Importing Medicines, Medical Preparations and Mother and Child Supplies | 386,566 |
| 1373 | Al-Anwaf Al-Jadeeda Company for Importing Transportation, Spare Parts, Tires, Oils and All Their Accessories | 384,145 |
| 1374 | Rukn Al-Ebdaa Company for Food Industries Lasty Agricultural Belt Company | 381,232 |
| 1375 | Al-Zaytoun for Importing Foodstuffs and Livestock | 379,181 |
| 1376 | Al-Bait Al-Kabir for Importing Foodstuffs | 377,405 |
| 1377 | Al-Maidan for Importing Foodstuffs and Livestock | 375,960 |
| 1378 | Al-Kifah for Importing Foodstuffs and Livestock | 375,220 |
| 1379 | Al-Mari for Importing Foodstuffs and Livestock | 374,400 |

| | | |
|------|---|---------|
| 1380 | Al-Mawtani for Importing Foodstuffs and Livestock | 372,346 |
| 1381 | Al-Fursan for Importing Foodstuffs and Livestock | 372,276 |
| 1382 | Al-Mathal for Importing Foodstuffs | 372,018 |
| 1383 | Al-Sadeq for Importing Foodstuffs and Livestock | 371,526 |
| 1384 | Al-Ameen for Importing Foodstuffs and Livestock | 371,260 |
| 1385 | Al-Mohandis for Importing Foodstuffs and Livestock | 370,618 |
| 1386 | Al-Rama for Importing Foodstuffs | 370,185 |
| 1387 | Al-Mahabba for Importing Foodstuffs and Livestock | 369,514 |
| 1388 | Al-Fahri for Importing Foodstuffs and Livestock | 367,539 |
| 1389 | Albaladi Alkhair for Food Industries | 366,832 |
| 1390 | Al-Sahari Al-Jadida for Iron Industries | 366,202 |
| 1391 | Al-Mithaliya Al-Faniya for General Contracting | 363,938 |
| 1392 | Al-Sha'ir for Tourism Services | 360,000 |
| 1393 | Mayas for Importing Various Means of Transportation and Accessories | 359,864 |
| 1394 | Majmout Al-Geled for Importing Electrical Devices and Materials | 358,519 |
| 1395 | Al-Naqa Al-Aali for General Contracting and Real Estate Investment | 358,400 |
| 1396 | Bareeq aladwaeya for Importing Medicines and Medical Equipment | 358,213 |
| 1397 | Al-Jaraba for Importing Medical Equipment, Medical Preparations, and Mother and Child Supplies | 357,336 |
| 1398 | Akakus Al-Janub for Importing Electronic Devices | 357,280 |
| 1399 | Al-Kanar for Importing Means of Transportation and Accessories | 354,252 |
| 1400 | Dar Al-Karam for Importing Medical Supplies and Equipment | 353,597 |
| 1401 | Al-Najma Al-Oula for Importing Restaurant and Hotel Equipment | 353,011 |
| 1402 | Al-Qal'a Al-Husina for Importing Building Materials, Sanitary Materials, and Accessories | 351,768 |
| 1403 | Al-Khaleej for Importing Clothing, Textiles, and Leather Products | 351,058 |
| 1404 | Safenat Al-Ghidh for Importing Foodstuffs | 350,738 |
| 1405 | Jet for Importing Building Materials and Sanitary Materials | 350,654 |
| 1406 | Al-Riyada Al-Tijariya for Importing Cleaning, Decoration Materials, and Hardware | 350,300 |
| 1407 | Al-Majmou'a Al-Riyadh Al-Dawliya for Importing Raw Materials for Factories and Operational Supplies | 350,000 |
| 1408 | Ma.mouet Al-Jouri for Importing Cleaning and Decoration Materials and Hardware | 349,075 |
| 1409 | Altatwaer alzeræ for Importing Agricultural Supplies | 348,785 |
| 1410 | Al-Yasmeen Al-Dawliya for Importing Foodstuffs | 348,710 |
| 1411 | Drob Al-Furat for Food Industries | 348,150 |
| 1412 | Al-Duha Benghazi for Aluminum Manufacturing | 347,661 |
| 1413 | Eilan for Importing Heavy Machinery and Equipment and Spare Parts | 345,419 |

| | | |
|------|---|---------|
| 1414 | Al-Jawhara Al-Libya Al-Lamina for Importing Building Materials and Sanitary Materials and Accessories | 345,174 |
| 1415 | Kubaraa altaqniya for Importing Communication Devices and Computers | 344,985 |
| 1416 | Barnik Al-Hadith for Aluminum and PVC Manufacturing | 344,945 |
| 1417 | Al-Itra Al-Qadim for Importing Computers | 344,231 |
| 1418 | Ras Al-Tuba for General Contracting and Real Estate Investment | 343,692 |
| 1419 | Al-Fawaris Al-Jadida for Importing Foodstuffs | 342,926 |
| 1420 | Al-Itqan for Aluminum and PVC Manufacturing | 341,431 |
| 1421 | Salah Al-Ghidh for Importing Foodstuffs | 341,225 |
| 1422 | Al-Ittihad Al-Arabi for Manufacturing Aluminum Doors and Windows | 340,069 |
| 1423 | Al-Noor Al-Abyad for Importing Agricultural Machinery and Supplies | 340,000 |
| 1424 | Murouj Libya for Importing Agricultural Machinery and Supplies and Spare Parts | 340,000 |
| 1425 | Al-Sabah Al-Khadra for Importing Agricultural Supplies and Machinery | 340,000 |
| 1426 | Al-Waleed for Importing Foodstuffs, Livestock, and Meat | 339,563 |
| 1427 | Al-Hurooj Al-Ra'ida for Wire Drawing and Nail Manufacturing | 339,283 |
| 1428 | Al-Taqniya Al-Jadida for Importing Medicines, Medical Equipment, and Mother and Child Supplies | 337,413 |
| 1429 | Al-Rabi Al-Oula for Importing Medicines and Medical Equipment | 336,835 |
| 1430 | Sahr Misrata for Importing Means of Transportation and Accessories | 334,982 |
| 1431 | Al-Ibram for Importing Foodstuffs | 334,325 |
| 1432 | Bianchi for Importing Clothing | 334,223 |
| 1433 | Ragab Ibrahim Al-Hajj Ahmad Clothing Factory | 333,509 |
| 1434 | Lamat Al-Ikhwan for Importing Foodstuffs | 333,402 |
| 1435 | Al-Uqla for Aluminum Manufacturing | 331,728 |
| 1436 | Tebesti Al-Alamiya for Importing Electrical and Electronic Devices and Spare Parts | 331,625 |
| 1437 | Al-Mumtaz for Importing Paint and Its Equipment | 331,540 |
| 1438 | Al-Qanas for Importing Means of Transportation and Accessories | 330,448 |
| 1439 | Al-Yaqout for Plastic Industries, affiliated with Al-Madina Misrata Holding Company | 328,185 |
| 1440 | Al-Fath Al-Dhahabi for Electrical Manufacturing | 328,164 |
| 1441 | Majmouet Al-Yaqout for Importing Electrical and Non-Electrical Devices and Spare Parts | 327,870 |
| 1442 | Al-Reihana Al-Alamiya for Importing Cleaning Materials | 326,683 |
| 1443 | Al-Salalah Al-Jadida for Importing Building Materials and Sanitary Materials and Accessories | 326,406 |
| 1444 | Al-Shorouq for Importing Equipment and Supplies for Factories and Workshops | 325,838 |
| 1445 | Bashayer Al-Khair for Poultry Farming | 323,298 |
| 1446 | Athal Al-Dawliya for Importing Medicines, Medical Equipment, and Mother and Child Supplies | 323,238 |
| 1447 | Atlas for Importing Agricultural Machinery, Supplies, and Various Additives | 323,200 |

| | | |
|------|---|---------|
| 1448 | Ayan for Importing Clothing and Sportswear | 322,213 |
| 1449 | Shajarat Tayyiba for Importing Foodstuffs | 322,066 |
| 1450 | Al-Wafa Al-Amthal for Importing Foodstuffs | 320,362 |
| 1451 | Zahra Al-Bayt for Importing Furniture | 319,058 |
| 1452 | Al-Adha Al-Aali for Importing Building Materials | 318,456 |
| 1453 | Alam Al-Ibda for Importing Raw Materials, Paint, and Plastic Packaging | 318,100 |
| 1454 | Asil Al-Khair for Importing Foodstuffs | 317,022 |
| 1455 | Al-Irtika' Al-Mutajaddid for Importing Building and Sanitary Materials and Accessories | 316,685 |
| 1456 | Al-Anadoul Group for Importing Building and Sanitary Materials and Accessories | 315,319 |
| 1457 | Al-Dafniya Al-Haditha for Iron Manufacturing | 315,000 |
| 1458 | Zahra Al-Alam for Importing Foodstuffs | 315,000 |
| 1459 | Majmouet Al-Sharif for Importing Building and Sanitary Materials and Accessories | 312,732 |
| 1460 | Robia for Medical Equipment and Supplies | 312,609 |
| 1461 | Akakus Libya for Electromechanical Services | 312,437 |
| 1462 | Andra for Manufacturing Cleaning Materials | 309,998 |
| 1463 | Al-Majd for Importing Electrical and Non-Electrical Devices and Spare Parts | 309,595 |
| 1464 | Wahiba & Partners for Importing Foodstuffs, Livestock, and Meat | 309,225 |
| 1465 | Jebal Tebesti for Marble Manufacturing | 309,160 |
| 1466 | Al-Jazeera Al-Kubra for Aluminum and PVC Window Manufacturing | 308,541 |
| 1467 | Sirin for Importing Electrical and Non-Electrical Devices and Spare Parts and Electronics | 307,050 |
| 1468 | Al-Bahr Al-Dawliya for Importing Medical Equipment | 307,030 |
| 1469 | Dari Commercial for Importing Means of Transportation and Accessories | 306,500 |
| 1470 | Al-Tatweer for Importing Workshop and Factory Equipment | 306,196 |
| 1471 | Majmouet Al-Nu'man for Importing Medicines and Medical Equipment and Supplies | 306,139 |
| 1472 | Noor Libya Al-Hurra for Importing Books and Stationery | 304,560 |
| 1473 | Majmouet Al-Zuhur for Importing Foodstuffs | 304,300 |
| 1474 | Tabkit for Importing Electrical and Household Materials | 302,614 |
| 1475 | Al-Amana Al-Dawliya for Importing Decoration and Hardware Materials | 302,585 |
| 1476 | Jawharat Al-Sahil Al-Libya for Importing Foodstuffs, Livestock, and Meat | 302,328 |
| 1477 | Al-Hulul Al-Daqiqa for Information Technology | 301,983 |
| 1478 | Asil Al-Dawiya for Importing Medicines, Medical Preparations, and Mother and Child Supplies | 300,953 |
| 1479 | Al-Sadara for Manufacturing, Packing, and Preparing Foodstuffs, Legumes, Nuts, and Coffee | 300,563 |
| 1480 | Al-Ard Al-Khadra for Importing Foodstuffs, Livestock, and Meat | 300,326 |
| 1481 | Arkan Al-Sharq for Importing Flooring and Carpets | 297,967 |
| 1482 | Al-Asoor for Importing Clothing, Textiles, and Leather Products | 297,816 |
| 1483 | Al-Majmou'a Al-Dawliya for Importing Medicines and Medical Equipment | 296,975 |

| | | |
|------|---|---------|
| 1484 | Al-Niyazik Al-Dhahabiya for Importing Foodstuffs, Livestock, Meat, and Fresh Fruits | 295,259 |
| 1485 | Rama Al-Wataniya for Importing Medicines and Medical Equipment | 295,170 |
| 1486 | Azdou for Importing Medical Equipment, Medicines, Medical Preparations, and Mother and Child Supplies | 295,079 |
| 1487 | Ayar for Electromechanical Works | 294,764 |
| 1488 | Al-Majmou'a Al-Matla'a Al-Fajr for Importing Electrical and Non-Electrical Devices and Spare Parts | 294,531 |
| 1489 | Bosharkia for Importing Electrical Materials | 291,331 |
| 1490 | Al-Tod Al-Jadid for Importing Heavy Machinery and Equipment, Accessories, and Factory Equipment | 290,220 |
| 1491 | Al-Majmou'a Dana for Importing Heavy Machinery and Equipment | 289,934 |
| 1492 | Al-Ain for Plastic Manufacturing | 289,230 |
| 1493 | Libya Al-Majd for Importing Cleaning Materials and Hardware | 288,422 |
| 1494 | Bina Al-Ghad for Importing Building and Sanitary Materials and Accessories | 287,398 |
| 1495 | Al-Huqul Al-Khadra for Importing Agricultural Equipment and Supplies | 287,157 |
| 1496 | Al-Masar Al-Hadith for Importing Heavy Machinery and Equipment, Accessories, and Factory and Workshop Equipment | 287,075 |
| 1497 | Manar Al-Ghad for Importing Foodstuffs | 286,985 |
| 1498 | Al-Surour for PVC and Aluminum Manufacturing | 286,976 |
| 1499 | Al-Alama Al-Jadida for Importing Medical Equipment and Supplies | 286,491 |
| 1500 | Al-Tali'a Al-Bahira for Importing Building and Sanitary Materials and Accessories | 286,076 |
| 1501 | Sahara Libya for Importing Cars and Spare Parts | 282,874 |
| 1502 | Kalbis Libya for Importing Books and Stationery | 282,240 |
| 1503 | Al-Buhayra for Importing Foodstuffs | 277,000 |
| 1504 | Al-Durar for Importing Mother and Child Supplies | 276,705 |
| 1505 | Banha for Car Radiators Manufacturing | 275,115 |
| 1506 | Al-Imad Al-Hadith for Importing Furniture | 274,385 |
| 1507 | Al-Borooj for Importing Building and Sanitary Materials and Accessories | 273,865 |
| 1508 | Dunya Al-Sihha for Importing Medicines, Serums, and Veterinary Vaccines | 273,186 |
| 1509 | Al-Batreeq for Importing Building and Sanitary Materials and Accessories | 272,594 |
| 1510 | Qut for Importing Foodstuffs, Livestock, and Meat | 272,041 |
| 1511 | Al-Rawaq for Plastic Manufacturing | 272,000 |
| 1512 | Al-Khibr Al-Alami for Importing Medical Equipment and Medicines | 270,325 |
| 1513 | Al-Nahda for Importing Building and Sanitary Materials and Accessories | 270,278 |
| 1514 | Al-Tajiz Al-Abour for Importing Car Spare Parts | 269,666 |
| 1515 | Bir Hazwa for Importing Foodstuffs and Livestock | 267,220 |
| 1516 | Al-Diya Al-Aali for Importing Medicines and Medical Equipment | 266,997 |

| | | |
|------|--|---------|
| 1517 | Al-Shate' for Information Systems | 266,962 |
| 1518 | Al-Raswa for Plastic Manufacturing | 265,100 |
| 1519 | Sama Libya Al-Jadida for Importing Foodstuffs and Fresh Fruits | 264,348 |
| 1520 | Bilhaq alalamia for Manufacturing Radiators | 263,088 |
| 1521 | Wadi Jumhour for Importing Games and Sports Equipment | 260,210 |
| 1522 | Qasr Al-Manara for Importing Furniture | 260,175 |
| 1523 | Al-Asalah Al-Da'ima for Marble and Granite Manufacturing | 260,000 |
| 1524 | Al-Dhahabiya for Glass Manufacturing | 259,434 |
| 1525 | Al-Salam Al-Mihani for Safety Equipment and Road and Environmental Supplies | 256,569 |
| 1526 | Al-Safwa Al-Mudhila for Importing Cleaning Materials | 256,423 |
| 1527 | Atayeb Al-Zad for Food Industries | 255,547 |
| 1528 | Tebesti Al-Oula for Importing Foodstuffs | 254,856 |
| 1529 | Al-Saqi for Bottling Water, Oils, Beverages, and All Foodstuffs | 254,152 |
| 1530 | Adwa Al-Kristal for Importing Electrical and Non-Electrical Devices and Spare Parts | 253,732 |
| 1531 | Dar Al-Khalil for Medical Services | 253,186 |
| 1532 | Kilda for Importing Medicines, Devices, Medical Equipment, Kalda Company for importing medicines, medical devices and equipment, and mother and child supplies | 252,158 |
| 1533 | Al-Tasami Company for Importing Medicines, Equipment, Medical Preparations, and Mother and Child Supplies | 251,906 |
| 1534 | Tadawul Electronic Technology Joint Stock Company | 250,852 |
| 1535 | Al-Rahba Company for Importing Foodstuffs | 250,009 |
| 1536 | Al-Firdaws Complex Company for Importing Electronic and Electrical Devices and Spare Parts | 250,000 |
| 1537 | Al-Safi Company for Importing Building Materials, Sanitary Materials and Accessories | 247,649 |
| 1538 | Al-Zahra Company for Importing Medical Equipment, Medicines, Medical Preparations, and Mother and Child Supplies | 246,766 |
| 1539 | Zliten Company for Iron Industries | 245,675 |
| 1540 | Al-Saraya Factory for Manufacturing Aluminum Doors and Windows | 245,481 |
| 1541 | Al-Rawafid Al-Arabiya Company for Importing Workshop and Factory Equipment, Various Means of Transportation, Other Parts, and Raw Materials | 245,344 |
| 1542 | Al-Delta Al-Dhahabia Company for Importing Clothing, Textiles, and Leather Products | 244,606 |
| 1543 | Al-Libya alalamia Company for General Contracting and Real Estate Investment | 244,600 |
| 1544 | Al-Etijah Al-Awal Company for Importing Agricultural Supplies | 244,031 |
| 1545 | Al-Sinaa Al-Mutaqna Company for Importing Equipment and Preparing Goods and Workshops | 243,427 |
| 1546 | Majmouet Al-Khaleej Company for Manufacturing Building Materials and Clinker Grinding | 242,358 |
| 1547 | Abraj Commercial Company for Importing Foodstuffs | 241,671 |

| | | |
|------|--|---------|
| 1548 | Al-Baad Al-Tase' Company for Information Technology and Communications, affiliated with the Holding Business Center | 241,464 |
| 1549 | Al-Mutawasit Al-Qarah Company for Importing Building Materials, Sanitary Materials, and Accessories | 241,436 |
| 1550 | Al-Qarya Al-Muttahida Company for Manufacturing Foodstuffs Packaging | 240,000 |
| 1551 | Alalem aljaded Company for Importing Foodstuffs, Livestock and Meat | 239,676 |
| 1552 | Rabee alawel Company for Importing Furniture and its Supplements | 238,858 |
| 1553 | Akakus Mountains Company for Importing Transportation Means and Accessories | 238,517 |
| 1554 | Al-Dardfi Factory for Manufacturing Corrugated Sheet Metal | 238,080 |
| 1555 | Al-Marfa Company for Importing Transportation Means and Accessories | 237,872 |
| 1556 | Al-Nour Company for Importing Foodstuffs | 237,096 |
| 1557 | Al-Anfwan Company for Importing Foodstuffs | 237,087 |
| 1558 | Dar Al-Khebra Company for Importing Electrical and Non-Electrical Appliances and Materials, Spare Parts and Electronic Devices | 236,931 |
| 1559 | Ain Dawara Company for Importing Foodstuffs | 236,338 |
| 1560 | Al-Maeda Al-Tayyiba Company for Importing Foodstuffs, Livestock and Meat | 236,304 |
| 1561 | Al-Mutawakel Company for Manufacturing Aluminum and PVC Doors and Windows | 236,051 |
| 1562 | Al-Nada Company for the Manufacture of Dairy Products and Derivatives | 235,235 |
| 1563 | Al-Habara Company for Importing Mother and Child Supplies, Medical Equipment and Medical Preparations | 235,212 |
| 1564 | Adawat alseha Company for Importing Medical Equipment | 232,882 |
| 1565 | Gharyan aldwalia Company for Importing Electrical and Electronic Appliances and Materials | 232,695 |
| 1566 | Al-Kanari Company for Veterinary Medicines and Pharmaceutical Preparations | 232,522 |
| 1567 | Sunawan aljaded Company for Importing Foodstuffs, Livestock and Meat | 231,530 |
| 1568 | Almotwasta alibiya Company for Importing Medicines and Medical Preparations | 230,996 |
| 1569 | Al-Deira Al-Dhababia Company for Importing Electronic and electrical devices | 230,771 |
| 1570 | Jeser Africa Company for importing agricultural equipment and supplies | 230,335 |
| 1571 | Al-Fadaiyat Company for importing electronic devices | 230,000 |
| 1572 | Al-Marjan International Company for importing food products | 229,350 |
| 1573 | Al-Nahda Factory for manufacturing prefabricated housing | 226,612 |
| 1574 | Al-Nada Company for industries and bottling mineral water, juices and soft drinks | 226,589 |
| 1575 | Al-Ajniha Al-Mutalaqa Company for importing electrical appliances | 225,237 |
| 1576 | Al-Buraq International Company for importing transportation means, oils and accessories | 225,150 |
| 1577 | Qatar Al-Nada Company for importing food products | 225,000 |
| 1578 | Rahab Al-Madinah Al-Fadhilah Company for importing food products, livestock and meat | 223,440 |
| 1579 | Al-Asami Factory for paint manufacturing | 223,284 |
| 1580 | Al-Hadaf Paper Industries Company | 222,250 |

| | | |
|------|---|---------|
| 1581 | Al-Rakhaa Al-Daim Aluminum and PVC Manufacturing Company | 221,209 |
| 1582 | Tabarak Al-Khair Company for Importing Foodstuffs, Livestock and Meat | 221,040 |
| 1583 | Al-Lulu Al-Mamizah Company for Importing Foodstuffs, Livestock, Meat and Fresh Fruits | 220,644 |
| 1584 | Al-Jarf Company for Importing Foodstuffs | 220,599 |
| 1585 | Al-Tab Al-Usra Company for Importing Medical Equipment, Medicines, Medical Supplies and Maternal and Child Supplies | 219,965 |
| 1586 | Panorama Libya Company for Importing Foodstuffs | 219,824 |
| 1587 | Al-Mahari Group Company for Importing Electrical Appliances and Materials | 219,792 |
| 1588 | Lias Company for Importing Fabrics and Textiles | 219,185 |
| 1589 | Al-Masdar Al-Hadith Company for Manufacturing Building Materials and Sanitary Materials | 218,681 |
| 1590 | Al-Imtiyaz Company for Importing Cleaning Materials | 218,458 |
| 1591 | Nibras Al-Binaa Al-Hadith Company for Importing Building Materials, Sanitary Materials and Accessories | 217,862 |
| 1592 | Al-Taawon Al-Daim Company for Importing Clothes, Textiles and Leather Products | 217,750 |
| 1593 | Al-Tabadul Company for Importing Transportation and Workshop Equipment | 217,649 |
| 1594 | Al-Bahr Al-Kabeer Company for Importing Electrical Materials | 216,769 |
| 1595 | Al-Zaytouna Al-Tayyiba Company for Importing Foodstuffs, Livestock and Meat | 216,240 |
| 1596 | Libya almutaheda Company for Importing Transportation and Accessories | 214,400 |
| 1597 | Al-Manar Company for Food Industries | 213,921 |
| 1598 | Sama Al-Taqnia Company for Internet Services and Information Technology | 213,420 |
| 1599 | Al-Marai Poultry Station Mothers | 213,227 |
| 1600 | Al-Mubadala Company for Importing Medicines and Medical Equipment | 212,500 |
| 1601 | Al-Daleel Al-Alamy Company for Importing Transportation, Accessories, Spare Parts, Tires, Tables and Oils | 212,207 |
| 1602 | Al-Muttahida Company for Importing Toys and Sports Equipment | 212,189 |
| 1603 | Darat Company for Importing Foodstuffs, Livestock and Meat | 210,125 |
| 1604 | Al-Mutasalila Libyan Company for Agricultural and Animal Production, Development and Investment | 210,000 |
| 1605 | Al-Mazari'un Al-Arab Company for Importing Agricultural Equipment and Supplies | 209,188 |
| 1606 | Al-Naja Water Company for Mineral Water | 208,783 |
| 1607 | Al-Rukn Al-Jadeed Company for Importing Building Materials and Sanitary Materials | 208,360 |
| 1608 | Al-Nour Al-Jadeed Company for Importing Foodstuffs, Livestock and Meat | 208,070 |
| 1609 | Misurata Al-Ghad Company for Importing Transportation and its Accessories | 208,000 |
| 1610 | Al-Tafouq Al-Zaher Company for Importing Transportation and its Accessories | 207,337 |
| 1611 | Al-Tasahil Company for Importing Medical Equipment, Medicines, Medical Preparations and Mother and Child Supplies | 205,994 |
| 1612 | Al-Istishari Company for Importing Computers and Accessories | 205,275 |

| | | |
|------|---|---------|
| 1613 | Al-Wafer Company for Foodstuffs Manufacturing | 203,512 |
| 1614 | Al-Azoum Company for General Contracting and Real Estate Investment | 203,293 |
| 1615 | Al-Riyada Al-Kubra Company for Importing Modern Cars | 203,148 |
| 1616 | Libya Poultry Company for Raising, Packaging and Marketing Poultry | 202,720 |
| 1617 | Al-Imtiyaz International Company for Plastic and Paper Industries | 201,700 |
| 1618 | Al-Ibtisama Al-Safia Company for Importing Equipment Medical | 201,650 |
| 1619 | Sehatek aldewaeya Company for importing medical equipment, medicines, medical preparations, and mother and child supplies | 201,299 |
| 1620 | Awafi Al-Khair Company for importing medical equipment, medicines, medical preparations, and mother and child supplies | 201,226 |
| 1621 | Al-Nibras Company for importing agricultural machinery, supplies, and spare parts | 201,119 |
| 1622 | Al-Hadaïq Al-Madhelah Company for importing food, livestock, and meat | 201,080 |
| 1623 | Al-Majdoub Factory for manufacturing car exhaust parts | 200,760 |
| 1624 | Asdaa Libya Company for importing electrical appliances, materials, and spare parts | 200,000 |
| 1625 | Al-Khalil aldawalia Company for importing clothes and textiles | 200,000 |
| 1626 | Al-Ain Company for importing agricultural equipment and supplies | 199,816 |
| 1627 | Al-Tanmia Company for importing building materials | 199,395 |
| 1628 | Ashada Company for importing clothes, textiles, and shoes | 199,204 |
| 1629 | Al-Alam Al-Mutajaddid International Company for importing food, livestock, and meat | 199,196 |
| 1630 | Fathi Ali Muhammad Al-Qarbazi Mill | 197,760 |
| 1631 | Al-Khaleej Al-Sharqi Company for importing medicines | 196,750 |
| 1632 | Aman Libya Company for importing cabinets and furniture | 196,681 |
| 1633 | Sima Al-Mamizah Company for importing food, livestock, and meat | 196,469 |
| 1634 | Techno Labda Factory for Aluminum, PVC, and Suspended Ceilings | 195,877 |
| 1635 | Tanit Company for importing food | 194,979 |
| 1636 | Al-Rayyan Al-Fakher Company for importing food | 194,509 |
| 1637 | Al-Baidaa Modern Company for Importing Veterinary Medicines and Serums | 192,040 |
| 1638 | Alalab aldahabia Company for importing sports and entertainment equipment and games | 191,607 |
| 1639 | Algalaal aldahbia Company for importing cars and their spare parts | 189,570 |
| 1640 | Fakhamat Al-Jabal Company for manufacturing building materials | 187,545 |
| 1641 | Al-Mithali Al-Hadith Company for importing electrical and non-electrical devices and materials and their spare parts | 185,336 |
| 1642 | Al-Abriq Al-Dhahabi Company for importing household materials | 182,962 |
| 1643 | Al-Quwwa Al-Zarqa Company for importing welding supplies and workshop equipment | 182,906 |
| 1644 | Shorouk Misurata Company for manufacturing metal structures and mobile homes | 180,908 |
| 1645 | Al-Libya Al-Hadith Company for importing medical equipment, medicines, medical preparations, mother and child supplies | 180,027 |

| | | |
|------|--|---------|
| 1646 | Libya Motor Company for importing electrical and non-electrical devices and materials, their spare parts and electronic devices | 179,910 |
| 1647 | Thassas Company for manufacturing marble and granite | 179,821 |
| 1648 | Farasin Company for importing food products | 179,582 |
| 1649 | Qasr Al-Khalil Company for importing electrical and non-electrical devices and materials, their spare parts and electronic devices | 179,516 |
| 1650 | Beit Al-Muluk Company for importing home and office furniture | 179,300 |
| 1651 | Al-Hokous Al-Ghada Company for importing food products | 178,776 |
| 1652 | Ansam Al-Andalus Company for importing medicines, medical preparations and mother and child supplies | 178,000 |
| 1653 | Al-Waha Pharma Company for importing medicines and mother and child supplies | 177,752 |
| 1654 | Al-Asil Al-Hadith Company for importing medical equipment | 177,071 |
| 1655 | Majmouet Al-Samt Company for importing medicines and medical equipment | 177,030 |
| 1656 | Al-Doma Company for Importing Cars and Spare Parts | 176,373 |
| 1657 | Africa aljadida Company for Importing Building Materials, Sanitary Materials and Accessories | 176,203 |
| 1658 | Al-Faniya Company for Aluminum Industry | 175,868 |
| 1659 | Al-Masdar Al-Hadith Company for Importing Stationery and Office Supplies | 174,613 |
| 1660 | Majmouet Al-Fahd Company for Importing Foodstuffs, Meat and Livestock | 173,938 |
| 1661 | Al-Wahat Al-Nakheel Al-Aqeeqah Company for Importing Foodstuffs | 173,654 |
| 1662 | Al-Alamiya Marble Factory | 173,619 |
| 1663 | Al-Daleel Al-Tibbi Company for Importing Medicines and Medical Preparations | 173,592 |
| 1664 | Al-Omran Al-Sateh Company for Importing Building Materials and Sanitary Materials | 171,895 |
| 1665 | Rakaz Factory for Plastic Industries | 171,895 |
| 1666 | Al-Madi Company for Importing Household and Electrical Materials | 171,782 |
| 1667 | Imiza Company for Tourism Services | 171,680 |
| 1668 | Siren Medical Company for Importing Medical Equipment and Maternity and Child Supplies | 171,525 |
| 1669 | Al-Tafouq Company for Importing Medical Equipment and Supplies | 171,269 |
| 1670 | Al-Wathiqoon Al-Mutamayizon Company for Importing Electrical Appliances, Materials and Spare Parts | 170,003 |
| 1671 | Opal Company for Importing Foodstuffs | 170,000 |
| 1672 | Al-Binaa Al-Rasikh Company for Importing Building Materials, Sanitary Materials and Accessories | 168,821 |
| 1673 | Etihad Al-Azya Company for Importing Clothes, Products and Leather Goods | 168,461 |
| 1674 | Al-Qawaed Company for Engineering Industries | 166,896 |
| 1675 | Jebal Al-Safwa Company for Importing Building Materials, Sanitary Materials and Accessories | 166,852 |
| 1676 | Bab Al-Hurriya Company for Importing Equipment Workshops | 166,721 |

| | | |
|------|--|---------|
| 1677 | Al Noor Al Oula Food Industries Company | 166,228 |
| 1678 | Al Hadaf Al Sami Company for Importing Household and Electrical Materials | 166,166 |
| 1679 | Advanced Technology Company for Importing Agricultural Machinery and Equipment | 165,818 |
| 1680 | Hattin Factory for Melting and Forming Metals | 163,827 |
| 1681 | Al Manara Company for Equipping Hospitals and Hotels | 163,563 |
| 1682 | Al Tadawul Company for Financial and Electronic Brokerage | 163,523 |
| 1683 | Salviom Libya Company for Importing Foodstuffs, Livestock, Meat, Clothing, Furniture, Electronic Devices and | 162,774 |
| 1684 | Al Qawarir Al Thahabia Company for Importing Household and Electrical Materials, Foodstuffs, Clothing and Stationery | 161,750 |
| 1685 | Yashfin Company for Importing Medical Equipment, Medicines, Medical Preparations and Maternal and Child Supplies | 161,182 |
| 1686 | Royal Company for Manufacturing Furniture, Kitchens, Carpentry and Decoration | 160,798 |
| 1687 | Al Mashhar Company for Importing Building Materials, Sanitary Materials and Accessories | 160,045 |
| 1688 | Al Wasit Al Libi Company for Manufacturing Foodstuffs | 159,585 |
| 1689 | Al Bardi Company for Manufacturing Soft and Healthy Paper | 159,445 |
| 1690 | Al Amira Factory for Foodstuff Industries | 159,259 |
| 1691 | Al Wasiya Company for Importing Foodstuffs | 158,717 |
| 1692 | New Development Company for Tourism Investment | 158,119 |
| 1693 | Al Raya Al Hadithah Company for Importing Medicines and Medical Equipment | 157,088 |
| 1694 | Bawabat Al Jabal Company for Importing Foodstuffs, Livestock and Meat | 156,000 |
| 1695 | Al Majd Factory for Manufacturing Plastic Bags | 155,160 |
| 1696 | Company Al-Emaar Al-Areeq for Importing Building Materials, Sanitary Materials and Accessories | 154,964 |
| 1697 | Al-Khat Al-Dhahabi Company for Manufacturing Plastic Pipes and Tanks | 154,782 |
| 1698 | Ataa Al-Falah Al-Mutamayez Company for Importing Agricultural Machinery | 154,705 |
| 1699 | Al-Mawadda Al-Wusta Company for Importing Foodstuffs, Livestock and Meat | 154,363 |
| 1700 | Rimas Al-Raeda Company for Importing Building Materials, Sanitary Materials and Accessories | 153,574 |
| 1701 | Al-Mithaq International Company for Importing Agricultural Machinery, Supplies and Spare Parts | 153,213 |
| 1702 | Al-Hafzaa Al-Dhahabiya Company for Importing Foodstuffs | 153,109 |
| 1703 | Al-Masdar Al-Waleed Company for Importing Clothing, Textiles and Leather Products | 151,935 |
| 1704 | Al-Baraka Al-Jadeeda Company for Importing Foodstuffs, Livestock and Meat | 151,800 |
| 1705 | Al-Ula Company for Manufacturing Trailers and Truck Bodies | 151,358 |
| 1706 | Shaimaa Company for Food Industries | 151,000 |

| | | |
|------|--|---------|
| 1707 | Taamir Al-Mabani Company for Importing Building Materials, Sanitary Materials and Accessories | 150,912 |
| 1708 | Al-Najm Al-Mithali Company for Importing Clothing, Textiles and Leather Products | 150,875 |
| 1709 | Al-Imtiyaz Al-Awal Company for Importing Medical Equipment and Supplies | 150,220 |
| 1710 | Majmouet Al-Wameed Company for Importing Medicines and Medical Equipment | 149,974 |
| 1711 | Robina Company for Manufacturing Marble and Granite | 147,975 |
| 1712 | Abyat Al-Mutawasit Company for Importing Building Materials, Sanitary Materials and Accessories | 147,767 |
| 1713 | South Mediterranean Company for Electromechanical Works | 147,001 |
| 1714 | Al-Alamiya Factory for Manufacturing Tiles | 145,590 |
| 1715 | Yanbu Al-Muheet Company for Importing Transportation and Spare Parts And its accessories | 145,294 |
| 1716 | Al-Atar Company for Importing Building Materials | 145,141 |
| 1717 | Sunwan Company for Importing Electrical and Electronic Materials | 145,109 |
| 1718 | Tibsti aldawlia Company for Importing Electrical Materials and Spare Parts | 144,856 |
| 1719 | Al-Mashriqi Company for Importing Medicines, Medical Equipment, and Mother and Child Supplies | 143,640 |
| 1720 | Al-Muthallath Company for Manufacturing PVC and Aluminum | 143,513 |
| 1721 | Al-Akhyar Company for Importing Foodstuffs | 142,797 |
| 1722 | Mega Sport Company for Importing Clothes and Shoes | 142,314 |
| 1723 | Al-Mukhtar Sons Company for Importing Building Materials, Sanitary Materials and Accessories | 141,782 |
| 1724 | Al-Hasad Company for Poultry Breeding, Agricultural and Animal Production | 141,739 |
| 1725 | Jabal Nafusa Company for Importing Raw Materials | 140,625 |
| 1726 | Al-Tawhid Company for Printing and Publishing | 140,599 |
| 1727 | Al-Dhuhra Al-Mithaliyah Company for Importing Electrical and Non-Electrical Appliances and Spare Parts | 140,250 |
| 1728 | Al-Libiyah Al-Asriya Company for Importing Medicines, Equipment, Medical Preparations, Mother and Child Supplies | 139,930 |
| 1729 | Al-Salama Al-Sumoud Company for Importing Building Materials, Sanitary Materials and Accessories | 139,584 |
| 1730 | Al-Alam Elixir Company for Importing Medicines and Medical Equipment | 139,529 |
| 1731 | Al-Qatuf Al-Khadra Company for Importing Agricultural Machinery and Supplies | 138,954 |
| 1732 | Al-Talaq Al-Libi Company for Importing Furniture and Its Supplements | 138,866 |
| 1733 | Al-Mukhtasat Company for Importing Medical Equipment and Supplies | 138,825 |
| 1734 | Al-Madinah Pack Company for Manufacturing Metal Containers and Empty Metals, Affiliated to Al-Madinah Misurata Company Holding | 138,210 |
| 1735 | Al Sanabel Al Khadra Company for Importing Foodstuffs | 137,360 |

| | | |
|------|--|---------|
| 1736 | Aqar Company for Oil Services | 136,400 |
| 1737 | Qimmat Al Istabraq Company for Importing Clothes, Textiles and Leather Products | 135,600 |
| 1738 | Elegant Company for Manufacturing Chocolate and Sweets | 135,314 |
| 1739 | Bait Al Taam Company for Importing Foodstuffs | 135,012 |
| 1740 | Desan aldawlia Company for Importing Foodstuffs, Livestock and Meat | 134,960 |
| 1741 | Istidama Company for Importing Cleaning Materials | 133,782 |
| 1742 | Al Nourain Trading Company for Importing Foodstuffs, Livestock and Meat | 131,940 |
| 1743 | Al Zubaidi Sons Factory for Manufacturing Floor Tiles | 131,250 |
| 1744 | Sama Global Company for Importing Foodstuffs, Livestock and Meat | 130,650 |
| 1745 | Al Mesbar aldawlia Company for Communications and Information Technology | 130,366 |
| 1746 | Al Sharara Company for Importing Building Materials and Sanitary Materials | 130,181 |
| 1747 | Ajyal Company for Manufacturing Soft Paper and Sanitary Containers | 130,000 |
| 1748 | Al Amlaq aldawlia Company for Importing Building Materials, Sanitary Materials and Accessories | 130,000 |
| 1749 | Bayut Al Rahma Company for Importing Building Materials LLC | 128,760 |
| 1750 | Ariaf Al Mutawassit Company for Importing Auto Spare Parts | 128,545 |
| 1751 | Al Shaiq Company for Importing Agricultural Machinery, Supplies and Spare Parts | 128,296 |
| 1752 | Balhaj aldawlia Company for Manufacturing Aluminum and PVC Doors and Windows | 127,646 |
| 1753 | Al Dasr Al Oula Company for Importing Building Materials, Sanitary Materials and Accessories | 126,992 |
| 1754 | Nour Al Sharq Company for Importing Foodstuffs, livestock and meat | 126,748 |
| 1755 | Al-Mukhtar Company for the manufacture of sweets and food products | 125,320 |
| 1756 | Al-Wadi Al-Daem Company for the manufacture of aluminum, PVC and accessories | 125,248 |
| 1757 | Alshareka alula for the import of electrical and non-electrical appliances and materials, spare parts, electronic devices and salt | 125,171 |
| 1758 | Isnad aldawlia Company for the import of medicines, medical equipment and laboratory supplies | 124,637 |
| 1759 | Al-Awaleel aldawlia Company for the import of cleaning materials | 124,140 |
| 1760 | Emaar Al-Fan Company for the import of building materials | 123,395 |
| 1761 | Alfa Company for Chemical Industries | 123,000 |
| 1762 | Majmouet Al-Azwaq Company for the import of food, livestock and meat | 122,976 |
| 1763 | Al-Namariq Al-Mithalia Company for the import of furniture | 122,564 |
| 1764 | Mizran Company for the import of electrical and non-electrical appliances and their spare parts | 122,317 |
| 1765 | Al-Jazeera aldawlia Company for the import of clothing, textiles and leather products | 122,263 |
| 1766 | Sama Libya aldawlia Company for Animal and Agricultural Investment | 121,875 |
| 1767 | Tallin Company for the manufacture of PVC, alumi | 121,535 |
| 1768 | Al Tayeb Feed Manufacturing Company | 121,300 |

| | | |
|------|---|---------|
| 1769 | Al-Hadaf Medical Group Company for Importing Medicines and Medical Equipment | 121,259 |
| 1770 | Rawad Al-Mutawassit Company for Importing Transportation Means, Cars and Spare Parts | 120,000 |
| 1771 | Al-Mutawassit Company for Importing Building Materials, Sanitary Materials and Accessories | 120,000 |
| 1772 | Al-Mostaqbal Al-Omrani Company for Importing Transportation Means and Accessories | 120,000 |
| 1773 | Al-Madinah Al-Hadithah Company for Manufacturing Aluminum, Suspended Ceilings and Decorations | 119,485 |
| 1774 | "Rabah Company for Plastic Industries" | 118,575 |
| 1775 | Al-Jeel Al-Asher Company for Importing Electrical and Non-Electrical Devices and Materials and Spare Parts | 118,500 |
| 1776 | Al-Ittihad Company for Plastic Industries | 118,320 |
| 1777 | Al-Masar Al-Mutahed Company for Importing Transportation Means and Accessories | 118,315 |
| 1778 | Al-Awafi Distinctive Company for Importing Foodstuffs, Livestock and Meat | 117,800 |
| 1779 | Al-Riyada Company for Manufacturing Sponges and Mattresses | 117,184 |
| 1780 | Al-Majra Al-Jadeeda Company for Importing Electronic Devices, Spare Parts and Accessories, Mobile Phones and Supplies | 116,750 |
| 1781 | Qasr Al-Fan Company for Importing Furniture | 116,696 |
| 1782 | Dana aldawlia Company for Importing Medical Medicines, Medical Preparations and Mother and Child Supplies | 116,470 |
| 1783 | Al-Eksir Al-Seha Company for Importing Medicines and Medical Equipment | 116,152 |
| 1784 | Al-Yaqout Al-Safi Company for Importing Heavy Machinery and Equipment and their Supplies, Spare Parts and Factory Equipment and Supplies | 116,050 |
| 1785 | Al-Sunbula Al-Rafeea Company for Importing Agricultural supplies | 115,200 |
| 1786 | Taj Abu Jarada Company for importing food, livestock and meat | 115,050 |
| 1787 | Al Rashid Company for Plastic Industries | 115,000 |
| 1788 | Royal aldawlia Company for importing clothes and furniture | 114,674 |
| 1789 | Sawani Food Industries Company | 114,599 |
| 1790 | Al Deek Company for importing transportation means and accessories | 114,524 |
| 1791 | Al Zahra Al Sharqiya Company for importing electrical and non-electrical appliances and materials, their spare parts and electronic devices | 113,950 |
| 1792 | Al Mezaa aldawlia Company for importing building materials | 113,315 |
| 1793 | Naseem Al Mazraa Company for importing food materials | 112,772 |
| 1794 | Al Burj Al Abyad aldawlia Company for importing building materials, sanitary materials and accessories | 112,444 |
| 1795 | Musk Al Ghaba Company for importing food and livestock | 111,592 |
| 1796 | Al Hayat Al Afdal Company for importing cleaning materials | 111,382 |
| 1797 | Aram Company for importing medicines and medical equipment | 110,859 |

| | | |
|------|---|---------|
| 1798 | Al Mandara aldawlia Company for importing various means of transportation, their supplies and spare parts | 110,501 |
| 1799 | Al Amal Company for manufacturing plastics and their derivatives | 110,492 |
| 1800 | Al Sadaka Al Mithalia Company for manufacturing beverages and food | 110,487 |
| 1801 | Madinaty Al Dhahabia Company for manufacturing aluminum and PVC | 109,992 |
| 1802 | Al Wasila Company for importing building materials and insulating materials of all kinds | 109,932 |
| 1803 | Al Marjan Company for manufacturing packaging materials | 109,680 |
| 1804 | Al Sadara Company for importing medical equipment and supplies | 109,134 |
| 1805 | Majmouet Ghanima Company for importing food, livestock and meat | 108,325 |
| 1806 | Shaboub Company Al-Khair for importing food, meat and livestock | 107,800 |
| 1807 | Al-Andalus Ice Cream Company | 107,601 |
| 1808 | Al-Afdal Al-Dhahabi Company for importing construction materials and health materials | 107,300 |
| 1809 | Dox Company for importing transportation means and accessories | 106,742 |
| 1810 | Najm Al-Bahr Company for Maritime Transport Limited Liability | 105,000 |
| 1811 | Al-Dom Company for Oil Services | 104,760 |
| 1812 | Mogul Al-Hadithah Company for importing building materials, health materials and accessories | 104,081 |
| 1813 | Al-Ikhwa Al-Libi Al-Awal Company for importing food, livestock and meat | 103,680 |
| 1814 | Al-Amer Company for importing food materials | 103,014 |
| 1815 | Al-Tawfiq Group Company for Investment and Tourism Services | 102,714 |
| 1816 | Al-Rafiq Al-Daem Company for importing cars and their spare parts | 102,607 |
| 1817 | Ramal Al-Bahr Company for importing medicines, medical equipment and mother and child supplies | 102,472 |
| 1818 | Al-Rubaie aldawlia Company for importing clothes, textiles and leather products | 101,937 |
| 1819 | Lama Company for Information Technology | 101,750 |
| 1820 | Nasiya Al-Khair Company for importing agricultural machinery, supplies and spare parts | 101,351 |
| 1821 | Al-Sahel Paper Manufacturing Company | 101,349 |
| 1822 | Alkebrat Allebeyah Company for importing oil equipment | 101,300 |
| 1823 | Al-Nasha'a aldawlia Company for importing food materials | 101,250 |
| 1824 | Atlas Al-Awal Company for importing transportation means and accessories | 101,208 |
| 1825 | Al-Amal Al-Mutalaaq Company for manufacturing PVC and aluminum doors and windows | 101,027 |
| 1826 | Al-Bidaya Al-Awal Company for Importing Foodstuffs | 100,981 |
| 1827 | Al-Istabraq Al-Dhahabi Company for Importing Raw Materials | 100,800 |
| 1828 | Nawa Al-Nakheel Company for Importing Foodstuffs, Livestock, Meat and Dairy Derivatives | 100,800 |
| 1829 | Rama Plastic Industries Company | 100,760 |
| 1830 | Fadaa Al-Bara'a Company for Importing Mother and Child Supplies | 100,340 |
| 1831 | Al-Bahja Company for Importing Household Supplies | 100,247 |

| | | |
|------|---|---------|
| 1832 | Al-Asima Al-Alamiya Company for Importing Cars and Spare Parts | 100,050 |
| 1833 | Al-Kaun Medical Company for Importing Medicines and Medical Equipment | 100,000 |
| 1834 | Al-Takaful Company for Importing Agricultural Machinery and Supplies and Spare Parts | 99,972 |
| 1835 | Al-Tijan Company for Importing Medical Equipment and Dental Supplies | 99,633 |
| 1836 | Zain Al-Jawahir Company for Importing Foodstuffs | 99,278 |
| 1837 | Al-Nahda Al-Mutamayza Company for Importing Medicines, Medical Preparations and Mother and Child Supplies | 99,227 |
| 1838 | Al-Kefaya Al-Alamiya Company for Importing Transportation Means and Accessories | 99,129 |
| 1839 | Al-Watania Company for Importing Transportation Means and Accessories | 98,750 |
| 1840 | Al-Irtiqaa Al-Tabi Company for Importing Medicines, Medical Preparations and Mother and Child Supplies | 98,560 |
| 1841 | Al-Imtiyaz Al-Markazia Company for Importing Feedstuffs | 98,397 |
| 1842 | Group Zain Company for Importing Electrical Appliances and Materials | 97,200 |
| 1843 | Taiba Company for Importing Foodstuffs | 96,336 |
| 1844 | Al-Surooh Al-Watania Company for Importing Foodstuffs, Livestock and Meat | 96,248 |
| 1845 | Bana Company for Importing Foodstuffs | 96,000 |
| 1846 | Alibiya almutakasesa Company for Importing Chemicals and Agricultural Supplies | 95,497 |
| 1847 | Almohet Aljadeed Company for Importing Foodstuffs | 95,143 |
| 1848 | The Atwar Company for Importing Electrical Systems | 94,236 |
| 1849 | Mashariq aldawlia Company for Importing Heavy Machinery and Equipment, Supplies and Spare Parts | 93,973 |
| 1850 | Rawasem Company for Manufacturing Advertising and Media Materials | 92,186 |
| 1851 | Taer Assalam Company for Importing Agricultural Machinery, Supplies and Battery Serums | 91,427 |
| 1852 | Al-Seoul Company for Importing Agricultural Machinery, Supplies and Spare Parts | 90,450 |
| 1853 | Al-Aws Company for Technology and Security Services | 90,000 |
| 1854 | Al-Yarmouk Al-Jadeed Company for Importing Building Materials and Sanitary Materials | 89,598 |
| 1855 | Al-Zaj Company for Glass and Aluminum Works | 88,847 |
| 1856 | Dar Al-Joud Company for Importing Generators, Spare Parts, Electrical Materials and Electronic Devices | 88,800 |
| 1857 | Al-Qayrawan Al-Jadeed Company for Importing Furniture | 88,650 |
| 1858 | Jebel Kordofan Company for Importing Foodstuffs, Livestock and Meat | 88,200 |
| 1859 | Libya Fibers Company for Manufacturing Fiberglass | 88,015 |
| 1860 | Libyan Development Company for Importing Building Materials, Sanitary Materials and Accessories | 87,786 |
| 1861 | Dhalal Libya First Company for Manufacturing Awnings and Tents | 87,383 |
| 1862 | Al-Mada Company for Transport Passengers | 86,914 |
| 1863 | Al Oud Al Tayeb Company for Importing Decorations, Hardware and Cleaning Materials | 86,909 |

| | | |
|------|--|--------|
| 1864 | Al Qudra Company for Importing Veterinary Medicines and Serums | 86,592 |
| 1865 | Al Rayyan aldawlia Company for Importing Building Materials | 86,500 |
| 1866 | Etlalah Company for Engineering Industries | 85,952 |
| 1867 | Libya Company for Importing Optics and Accessories | 85,840 |
| 1868 | Al Aman Key Company for Importing Safes, Keys and Locks | 85,753 |
| 1869 | Al Maamoura Al Jadeeda Company for Mills, Feed and Rice Mills | 85,750 |
| 1870 | Al Raqi aldawlia for Importing Raw Materials | 85,704 |
| 1871 | Decor Company for Importing Building Materials, Sanitary Materials and Accessories, affiliated with Al Madina Misurata Holding Company | 85,690 |
| 1872 | Rama Factory for Engineering Industries from Aluminum from PVC | 85,488 |
| 1873 | Hadaeq Gannat Company for Importing Agricultural Machinery, Supplies and Spare Parts | 85,092 |
| 1874 | Al Maras alwatania Company for Importing Books and Stationery | 84,697 |
| 1875 | Sahoul Al Qardabiya Company for Importing Foodstuffs | 84,240 |
| 1876 | Al Jadida Company for Importing Foodstuffs | 83,097 |
| 1877 | Al Madhesh Company for Importing Building Materials, Sanitary Materials and Accessories | 82,908 |
| 1878 | Arkan Al Madina Company for Importing Furniture | 82,587 |
| 1879 | Al Mansoura Company for Importing Furniture | 82,576 |
| 1880 | Al-Imtiyaz Factory for the manufacture of doors and windows of aluminum and PVC | 82,502 |
| 1881 | Marina aldwaia Company for importing medicines, equipment and medical supplies | 81,900 |
| 1882 | Al-Jawhara Al-Bayda Company for Food Industries | 81,595 |
| 1883 | Dadis Company for Mills, Feed and Rice Mills | 81,499 |
| 1884 | Majmoet almotamiza alhadita Company for importing food, livestock and meat | 81,400 |
| 1885 | Al-Ashbal Al-Saeeda Company for importing food | 81,286 |
| 1886 | Bin Zahia and Partners Company for importing clothes, textiles and leather products | 81,000 |
| 1887 | Sarwah Company for importing food, livestock and meat | 80,466 |
| 1888 | Buruj Al-Salam Company for the manufacture of feed and flour | 80,101 |
| 1889 | Al-Tayar Al-Lam'a Company for raising poultry | 79,910 |
| 1890 | Al-Taawon Al-Raqi Company for importing building materials, sanitary materials and their accessories | 79,821 |
| 1891 | Al-Nawarat Company for the manufacture of sweets, ice cream and food | 79,570 |
| 1892 | Al-Watan Company for importing decorative materials, hardware and cleaning materials | 79,250 |
| 1893 | Nafida Company for the manufacture and work of aluminum and PVC | 78,643 |
| 1894 | Casa Libya Company for importing food | 78,618 |
| 1895 | Al-Haris aldawli Company for importing carpets and furniture | 78,095 |
| 1896 | Al-Mukhtar Insurance Company | 77,948 |
| 1897 | Al-Aseel Company for importing books, stationery and office supplies | 77,707 |

| | | |
|------|---|--------|
| 1898 | Company Al-Munir Al-Libi for Importing Medical Equipment and Supplies | 77,592 |
| 1899 | Lazord Company for Importing Building Materials and Sanitary Materials | 76,500 |
| 1900 | Fadaa Libya Company for Tourism Services | 76,485 |
| 1901 | Taj Libya Company for Importing Medicines | 76,400 |
| 1902 | Al-Tawhid Company for Importing Foodstuffs | 75,502 |
| 1903 | Sidra Al-Tayyiba Company for Importing Medicines and Medical Equipment | 75,196 |
| 1904 | Al-Arjoon Company for Importing Foodstuffs, Livestock and Meat | 74,880 |
| 1905 | Allam almotahd Company for Technology Systems | 74,331 |
| 1906 | Agadir Al-Sharq Company for Importing Foodstuffs, Livestock and Meat" | 74,100 |
| 1907 | Al-Mahara alalmia Company for Importing Foodstuffs | 73,860 |
| 1908 | Taj Al-Afah Company for Importing Foodstuffs and Foodstuffs | 73,395 |
| 1909 | Najmat Al-Dawa Company for Importing Medicines, Medical Equipment, Medical Preparations and Accessories | 73,305 |
| 1910 | Rose Libya Company for Importing Foodstuffs | 73,297 |
| 1911 | Al-Wakala Company for Importing Cars and Spare Parts | 72,951 |
| 1912 | Wadi Nalut Company for Bottling Water, Beverages and Foodstuffs | 71,750 |
| 1913 | Al-Nojoum Al-Libi Company for Importing Foodstuffs | 71,100 |
| 1914 | Al-Alamiya Company for Importing Air Conditioning and Refrigeration Devices, Accessories and Spare Parts | 71,033 |
| 1915 | Abraj Misurata Company for Importing Building Materials, Sanitary Materials and Accessories | 71,002 |
| 1916 | Bayan Company for Paper and Plastic Industries | 70,640 |
| 1917 | Al-Anaam Company for Importing Medicines Medical Equipment | 70,432 |
| 1918 | Abtaluna Company for Importing Clothes and Sports Equipment | 70,331 |
| 1919 | Al Fanous alwatania Company for Importing Household and Electrical Materials | 70,000 |
| 1920 | Nahj Al Khair Company for Importing Foodstuffs, Livestock and Meat Limited Liability | 69,007 |
| 1921 | Al Mesbar Company for Importing Wires, Cables and Electrical Materials | 68,920 |
| 1922 | Al Mutahida Al Shamaliya Company for Importing Agricultural, Animal and Poultry Supplies | 68,714 |
| 1923 | Al Watania aldawlia Company for Importing Medicines, Medical Equipment, Medical Preparations and Medical Supplies | 68,404 |
| 1924 | Amwaj Al Baraka International Company for Importing Foodstuffs and Livestock" | 68,000 |
| 1925 | Al Mawed Al Jadeed Company for Importing Foodstuffs | 67,997 |
| 1926 | Al Mizan Company for Foodstuff Manufacturing | 67,987 |
| 1927 | Al Itqan Company for Carton and Packaging Manufacturing | 67,800 |
| 1928 | Bashaer Libya aldawlia Company for Importing Foodstuffs, Livestock and Meat | 67,599 |
| 1929 | Ajyad Company for Importing Building Materials | 67,508 |
| 1930 | Al Bayad Al Jadeeda Company for Importing Restaurant and Cafe Supplies | 66,363 |

| | | |
|------|---|--------|
| 1931 | Al Hilal Factory for Plastic Materials | 65,790 |
| 1932 | Al-Amal Supplier Company for Importing Car Oil and Lubricants | 65,452 |
| 1933 | Libya Company for Manufacturing Building Material Chemicals | 65,272 |
| 1934 | Al-Thaqil aldawlia Company for Importing Transportation Equipment and Accessories | 65,100 |
| 1935 | Ral Company for Importing Foodstuffs | 64,400 |
| 1936 | Al-Mustanad Al-Rasikh Company for Foodstuffs | 64,350 |
| 1937 | Majmoet alkholej Company for Importing Building Materials and Sanitary Materials | 63,877 |
| 1938 | Al-Mawaqe Company for Installing and Maintaining Central Heating | 63,442 |
| 1939 | Al-Hamia Company for Importing Building Materials, Sanitary Materials and Accessories | 63,307 |
| 1940 | Leptos Company for Importing Household and Electrical Materials | 61,592 |
| 1941 | Qanawat Al-Taqlia Company for Information and Communication Technology | 61,500 |
| 1942 | Alwan Al-Mutawasit Company for Importing Building Materials, Sanitary Materials and Accessories | 60,260 |
| 1943 | Amjad Al-Mutamayza Company for Importing Foodstuffs | 59,900 |
| 1944 | Ramadan Fathi Ali Al-Arqat Factory | 59,690 |
| 1945 | Al-Ikhtiyar Al-Sahih Company for Importing Furniture | 59,560 |
| 1946 | Al-Wafa Al-Safi Company for Importing Cars, Machinery and Spare Parts | 59,323 |
| 1947 | Gim Company for Importing Transportation Equipment and Accessories | 58,933 |
| 1948 | Al-Sarha Company for Importing Computers and Electronics | 58,850 |
| 1949 | Jawharat Al-Umm Company for Importing Mother and Child Supplies | 58,800 |
| 1950 | Ajwan Factory for Automatic Textile Manufacturing | 58,529 |
| 1951 | Al-Mansoura Company for Manufacturing Cleaning Materials | 58,425 |
| 1952 | Siraj Al-Amthal Company for Importing Transportation Equipment and Accessories | 58,104 |
| 1953 | Benghazi Marathon Company for Importing Medical Clothes and Shoes | 57,300 |
| 1954 | Sahel Libya Company To import food materials, meat, limited liability | 56,976 |
| 1955 | Al-Tawasul Company for the manufacture of prefabricated housing, hangars and cold rooms | 56,699 |
| 1956 | Al-Mashtel Company for the import of agricultural supplies | 56,217 |
| 1957 | Tobacts Libya Factory for the manufacture of plastic pipes | 55,680 |
| 1958 | Oya Company for metal recycling | 55,360 |
| 1959 | Al-Mutamayiz Al-Awal Company for the import of medicines, medical equipment and mother and child supplies | 55,333 |
| 1960 | Al-Andalus aldawlia Company for the import of building materials, sanitary materials and accessories | 55,025 |
| 1961 | Asia Company for the import of medicines and medical equipment | 54,750 |
| 1962 | Al-Rashid Company for the import of building materials | 54,705 |
| 1963 | Al-Inara Company for the import of electrical and non-electrical appliances and materials, their spare parts and electronic devices | 54,618 |

| | | |
|------|---|--------|
| 1964 | Asaria Company for the import of cleaning materials | 53,338 |
| 1965 | Alteqnita alhadita Company for the import of agricultural machinery and supplies and accessories | 53,307 |
| 1966 | Tagama Joud Company for the import of electrical appliances and materials | 53,184 |
| 1967 | Al-Ataa Al-Mutawadura Company for the import of tires, tables and their accessories, cars and their spare parts | 52,817 |
| 1968 | Al-Khalil aldawlia Company for Iron Industries | 52,528 |
| 1969 | Everest Company for the import of food materials | 52,328 |
| 1970 | Majmouet alnaman Company for the manufacture of glasses and lenses | 52,011 |
| 1971 | Al-Joud aldawali alhadita Company for the import of food materials, livestock and meat | 51,840 |
| 1972 | Al-Zay Al-Watani Company for the import of food materials and livestock Meat | 51,616 |
| 1973 | Afnan Paint and Wall Putty Factory | 51,506 |
| 1974 | Fawanis Al Khair aldawlia Company for Importing Clothes, Textiles and Leather Products | 51,212 |
| 1975 | Diyar Al Fakhama Company for Importing Home and Office Furniture and Furnishings | 49,840 |
| 1976 | Jent Company for Importing Medical Equipment | 49,495 |
| 1977 | Al Ahlam Al Saeeda Company for Importing Clothes and Leather Products | 49,482 |
| 1978 | Majmouet Al Rashid alibiya Company for General Contracting and Real Estate Investment | 49,200 |
| 1979 | Yamama Al Sharq Company for Importing Foodstuffs | 49,090 |
| 1980 | Al Waqt Al Thahabi Company for Importing Watches and Accessories | 48,938 |
| 1981 | Droob Al Qimma Company for Equipping Hotels, Restaurants and Cafes | 48,810 |
| 1982 | Namarq Al Khair Company for Importing Decorations, Hardware and Cleaning Materials | 48,675 |
| 1983 | Taj Libya Company for Importing Car Paint | 48,111 |
| 1984 | Al Faniya Company for Importing Medical Equipment | 48,080 |
| 1985 | Al Delta aldawlia Company for Importing Home and Electrical Appliances | 47,981 |
| 1986 | Al Sharara Company for Importing Transportation and Accessories | 47,976 |
| 1987 | Larco Company for Food Industries | 47,792 |
| 1988 | Tobacts Cement Company for Manufacturing Concrete Mixtures | 47,631 |
| 1989 | Al Nokhba Company for Importing Sports Equipment, Entertainment and Games | 47,600 |
| 1990 | Al Sarha aldawlia Company for Importing Transportation and Accessories | 47,405 |
| 1991 | Tarsen Al Awwal Company for Importing Furniture | 47,329 |
| 1992 | Al Fursan Al Awwal Company for Importing Foodstuffs, Foodstuffs and Livestock Meat | 47,300 |
| 1993 | Al-Ghosn Al-Fadhi Company for Importing Foodstuffs | 46,791 |
| 1994 | Al-Nojoom aldawlia Company for Importing Foodstuffs, Livestock and Meat | 46,500 |
| 1995 | Al-Ameed Company for Importing Foodstuffs | 46,010 |
| 1996 | Al-Dhabi Company for Food Industries, Mills, Feed and Rice Mills | 45,367 |
| 1997 | Al-Daraa Al-Arabi Company for Importing Building Materials, Sanitary Materials and Accessories | 44,616 |

| | | |
|------|--|--------|
| 1998 | Akakos aldwalia Medical Company for Importing Equipment, Medical Preparations and Maternal and Child Supplies | 44,550 |
| 1999 | Shams Al-Asil Al-Libi Company for Importing Foodstuffs, Livestock and Meat | 44,400 |
| 2000 | SR Company for Maintenance Services and Environmental Solutions | 44,093 |
| 2001 | Al-Sadid Company for Importing Foodstuffs | 43,957 |
| 2002 | Al-Kifah Company for General Lathe, Industries and Metals, Manufacturing Metal Blocks, Metal Furniture and Cloud Doors | 42,051 |
| 2003 | Al-Masdar Al-Mutamayiz Company for Importing Sanitary Materials and Building Materials | 40,054 |
| 2004 | Al-Kutla Al-Safra Company for Importing Agricultural Machinery, Supplies and Spare Parts | 39,515 |
| 2005 | Libya Scales Company for Electronic Systems and Scales | 39,114 |
| 2006 | Al-Qimma Al-Lam'a Company for Importing Building Materials, Sanitary Materials and Accessories | 37,615 |
| 2007 | Al-Saif Al-Muhandis Company for Importing Foodstuffs, Livestock and Meat | 37,400 |
| 2008 | Qatuf Company for Importing Building Materials and Sanitary Materials | 37,216 |
| 2009 | Al-Rabi' aldawlia Company for Importing Mother and child supplies | 36,844 |
| 2010 | Al-Hadaf aldewaea Company for importing medicines, medical preparations and mother and child supplies | 36,585 |
| 2011 | Al-Aseel Factory for manufacturing doors and windows from aluminum and PVC | 36,251 |
| 2012 | Al-Wadaq aldawlia Company for importing food products | 36,250 |
| 2013 | Balad Al-Rabee Company for importing building materials, sanitary materials and accessories | 35,811 |
| 2014 | Aras Company for importing building materials, sanitary materials and accessories" | 35,141 |
| 2015 | Al-Fars Company for importing means of transportation and accessories | 35,005 |
| 2016 | Darb Al-Imtiaz Company for Importing Transportation Means and Accessories | 34,565 |
| 2017 | Paris Tourism Services Company | 33,711 |
| 2018 | Masafi Company for Importing Foodstuffs | 33,372 |
| 2019 | Abnaa Al-Aber Company for Importing Electrical and Non-Electrical Devices and Materials and Spare Parts | 32,018 |
| 2020 | Al-Majra National Company for Mills, Feed and Rice Milling | 31,787 |
| 2021 | Noor Al-Huda Factory for Manufacturing Cleaning Materials, Vacuums and Accessories | 30,780 |
| 2022 | Zuraiq Company for Importing Electronic and Electrical Devices | 30,274 |

| | | |
|------|--|--------|
| 2023 | Quraish Company for Importing Building Materials | 29,194 |
| 2024 | Al-Joudah Company for Importing Medicines, Medical Equipment, Medical Preparations and Mother and Child Supplies | 29,092 |
| 2025 | Al-Ikhtiyar Al-Mamiz Company for Importing Building Materials and Sanitary Materials | 28,971 |
| 2026 | Mas Al-Joudah Company for Importing Decoration Materials, Hardware and Cleaning Materials | 28,080 |
| 2027 | Al-Ard Al-Dhahabia Company for Food Industries | 27,657 |
| 2028 | Kilimanjaro Company for Importing Furniture | 27,194 |
| 2029 | Techno Majd Company for Importing Electrical and Non-Electrical Devices and Materials and Spare Parts and Electronic Devices | 26,800 |
| 2030 | Al-Rubyani Company for Salt Industries | 26,691 |
| 2031 | Labdah Company for Manufacturing Cleaning Materials | 25,388 |
| 2032 | Al-Adwaa Al-Jadeedah Company for Importing Building Materials, Sanitary Materials and Accessories | 24,800 |
| 2033 | Farm Company for Importing Agricultural Machinery, Supplies and Spare Parts | 23,817 |
| 2034 | Al-Mukhtar Al-Mithaliyah Company for Importing Transportation Means and Accessories | 23,266 |
| 2035 | Al-Ittihadiya Company For insurance | 21,423 |
| 2036 | Tasamem alemaar company for importing building materials, health materials and accessories | 20,034 |
| 2037 | Al Qalaa Al Ulya Company for importing veterinary medicines and serums | 19,419 |
| 2038 | Shaheen Al Jabal International Company for importing building materials | 19,024 |
| 2039 | Al Handasia Factory for manufacturing metal works and preparing hangars | 15,821 |
| 2040 | Sanabel Al Madinah Company for importing food materials | 13,500 |
| 2041 | Rafak Al Asima Company for importing food materials | 12,699 |
| 2042 | Benghazi Mushroom Company for growing mushrooms and producing soil | 11,820 |
| 2043 | Majmoet alqawalia Insurance Company | 3,100 |

Accepted Coverage Requests ?
By Goods or Services - Private Sector ?
From 1/1 - to 30/09/2024?

"Descending order"?

| Order. | Goods or services | Value in USD |
|--------|--|---------------|
| 1 | Miscellaneous Food Commodities | 1,983,234,182 |
| 2 | Production and Operation Supplies | 1,601,546,247 |
| 3 | Transportation, tires, batteries and spare parts | 549,772,663 |
| 4 | Building Materials and Construction Supplies | 420,641,894 |
| 5 | Feeds | 413,067,055 |
| 6 | Essential Commodity Production Requirements | 385,655,152 |
| 7 | Machinery and Equipment | 354,693,181 |
| 8 | Live and frozen meat | 334,029,863 |
| 9 | Electronic Equipment | 276,972,379 |
| 10 | Medicines | 248,961,343 |
| 11 | Agricultural | 206,980,024 |
| 12 | Household and Household Electrical | 191,593,769 |
| 13 | Milk, diapers and baby food | 151,978,294 |
| 14 | Sanitary materials | 100,726,974 |
| 15 | Milk | 86,524,745 |
| 16 | Burniq Air requests | 75,299,811 |
| 17 | Cheeses | 74,100,882 |
| 18 | Airlines Transfers | 46,447,950 |
| 19 | Clothing and Shoes | 44,824,076 |
| 20 | Furniture | 38,492,772 |
| 21 | Agricultural | 35,899,090 |
| 22 | Various navigational services | 34,482,054 |
| 23 | Stationery | 25,569,905 |

| | | |
|----|---|------------|
| 24 | Hygienic materials | 22,669,057 |
| 25 | Fruits and Vegetables | 21,307,090 |
| 26 | Special requests for Libyan Wings Company | 18,979,280 |
| 27 | Cleaning materials | 16,625,823 |
| 28 | Ghee | 15,338,030 |
| 29 | ICT Services | 14,885,285 |
| 30 | Miscellaneous | 14,640,482 |
| 31 | Veterinary Medicines | 13,259,856 |
| 32 | Production and Operation Services | 13,189,589 |
| 33 | Libyan Express Air Transport Company | 10,881,994 |
| 34 | Fish and Marines | 7,709,188 |
| 35 | Oya Airlines expenses | 4,771,360 |
| 36 | Butter | 3,720,488 |
| 37 | Tobacco of all kinds and accessories | 3,400,500 |
| 38 | Carpets and Textiles | 3,306,394 |
| 39 | Other Goods | 2,326,931 |
| 40 | Ghadames Airlines Company | 1,750,692 |
| 41 | MedSky Airways Company requests | 1,618,347 |
| 42 | Iron and steel plant operating requirements | 1,526,137 |
| 43 | Insurance Companies Transfers | 784,513 |
| 44 | Medical | 711,461 |
| 45 | System subscription fees | 610,500 |
| 46 | Costs of tourist services | 565,391 |
| 47 | Goods for public services | 266,962 |
| 48 | Port Operating Supplies | 175,517 |
| 49 | Visa fees costs | 76,485 |

Accepted Coverage Requests ?
According to Country of Origin - Private Sector ?
From 1/1 - to 30/09/2024?

"Descending order"?

| Order. | Country of origins | Value in USD |
|--------|----------------------|---------------|
| 1 | Turkey | 1,589,328,529 |
| 2 | China | 877,154,222 |
| 3 | Egypt | 756,880,294 |
| 4 | Russian Federation | 540,428,256 |
| 5 | Brazil | 407,338,706 |
| 6 | India | 394,025,038 |
| 7 | Italy | 364,482,950 |
| 8 | Tunisia | 264,609,976 |
| 9 | Ukraine | 211,857,422 |
| 10 | Spain | 187,425,048 |
| 11 | Thailand | 179,645,221 |
| 12 | Argentina | 176,789,081 |
| 13 | France | 143,554,258 |
| 14 | Germany | 140,939,885 |
| 15 | Netherlands | 122,408,193 |
| 16 | United Arab Emirates | 113,417,974 |
| 17 | Saudi Arabia | 111,811,584 |
| 18 | United States | 106,430,923 |
| 19 | Belgium | 102,816,870 |
| 20 | Ireland | 92,232,896 |

| | | |
|----|----------------|------------|
| 21 | Romania | 84,130,235 |
| 22 | South Korea | 83,377,081 |
| 23 | Poland | 74,426,225 |
| 24 | New Zealand | 71,533,619 |
| 25 | Japan | 64,754,741 |
| 26 | Viet Nam | 55,667,559 |
| 27 | Indonesia | 48,527,153 |
| 28 | Greece | 45,628,701 |
| 29 | Sri Lanka | 40,366,488 |
| 30 | United Kingdom | 31,099,646 |
| 31 | Ecuador | 29,905,622 |
| 32 | Jordan | 28,513,896 |
| 33 | Austria | 28,471,254 |
| 34 | Switzerland | 26,030,433 |
| 35 | Morocco | 24,170,839 |
| 36 | Sweden | 24,040,796 |
| 37 | Denmark | 22,163,742 |
| 38 | Hungary | 22,151,135 |
| 39 | Oman | 21,106,048 |
| 40 | Kuwait | 14,099,534 |
| 41 | Slovakia | 13,154,978 |
| 42 | Portugal | 12,643,782 |
| 43 | Bahrain | 8,817,865 |
| 44 | Australia | 8,350,776 |
| 45 | Algeria | 7,815,444 |
| 46 | Lithuania | 7,693,057 |
| 47 | Malaysia | 7,606,651 |

| | | |
|----|-------------------|-----------|
| 48 | Malta | 7,333,657 |
| 49 | Gabon | 6,221,967 |
| 50 | Moldova | 5,679,237 |
| 51 | Slovenia | 4,651,016 |
| 52 | Costa Rica | 4,646,320 |
| 53 | Europe | 4,529,784 |
| 54 | Colombia | 4,314,480 |
| 55 | Finland | 4,119,025 |
| 56 | Bulgaria | 3,720,477 |
| 57 | Mexico | 3,362,742 |
| 58 | Pakistan | 3,136,230 |
| 59 | Qatar | 2,602,300 |
| 60 | Lebanon | 2,499,770 |
| 61 | Croatia | 2,434,390 |
| 62 | Iraq | 2,267,800 |
| 63 | Cayman Islands | 2,158,487 |
| 64 | Czech Republic | 2,092,987 |
| 65 | Estonia | 1,954,978 |
| 66 | Cyprus | 1,844,220 |
| 67 | Canada | 1,603,940 |
| 68 | Serbia | 1,527,482 |
| 69 | Guatemala | 1,467,279 |
| 70 | South Africa | 1,286,771 |
| 71 | Equatorial Guinea | 1,058,960 |
| 72 | Luxembourg | 918,806 |
| 73 | Norway | 795,465 |
| 74 | Taiwan | 730,354 |

| | | |
|----|---------------------------------------|---------|
| 75 | Uruguay | 640,000 |
| 76 | Korea, North | 625,526 |
| 77 | Bangladesh | 566,089 |
| 78 | Nigeria | 563,255 |
| 79 | Former Yugoslav Republic of Macedonia | 557,198 |
| 80 | Bosnia and Herzegovina | 527,857 |
| 81 | Hong Kong S.A.R. | 498,763 |
| 82 | Singapore | 496,883 |
| 83 | Chile | 440,316 |
| 84 | Albania | 436,200 |
| 85 | Ethiopia | 414,212 |
| 86 | Latvia | 388,210 |
| 87 | Yemen | 260,000 |
| 88 | Aruba | 254,415 |
| 89 | Namibia | 251,082 |
| 90 | Puerto Rico (United States) | 242,069 |
| 91 | Tanzania | 213,200 |
| 92 | Ghana | 110,800 |
| 93 | Cuba | 106,990 |
| 94 | Dominican Republic | 90,559 |
| 95 | Belarus | 61,250 |
| 96 | Syria | 60,151 |
| 97 | Sierra Leone | 3,082 |

Accepted Coverage Requests
According to Beneficiary Country - Private Sector
From 1/1 - to 30/09/2024

"Descending order"

| Order. | Beneficiary Country | Value in USD |
|--------|----------------------|---------------|
| 1 | Turkey | 1,748,929,252 |
| 2 | United Arab Emirates | 1,065,536,648 |
| 3 | Switzerland | 620,407,107 |
| 4 | United Kingdom | 549,632,464 |
| 5 | Egypt | 515,647,036 |
| 6 | China | 417,388,594 |
| 7 | Italy | 371,683,727 |
| 8 | Tunisia | 313,501,029 |
| 9 | Spain | 264,435,157 |
| 10 | Canada | 179,042,287 |
| 11 | Jordan | 162,280,616 |
| 12 | Austria | 154,156,994 |
| 13 | Japan | 125,693,244 |
| 14 | Thailand | 124,979,052 |
| 15 | France | 121,647,490 |
| 16 | Netherlands | 116,470,711 |
| 17 | South Korea | 103,463,844 |
| 18 | Germany | 97,285,010 |
| 19 | New Zealand | 64,187,241 |
| 20 | India | 50,191,835 |
| 21 | Slovakia | 48,079,514 |
| 22 | Belgium | 45,889,502 |

| | | |
|----|------------------|------------|
| 23 | Saudi Arabia | 44,695,016 |
| 24 | United States | 39,092,057 |
| 25 | Morocco | 37,172,577 |
| 26 | Singapore | 34,718,210 |
| 27 | Malta | 34,040,265 |
| 28 | Ukraine | 32,269,527 |
| 29 | Denmark | 30,582,228 |
| 30 | Indonesia | 26,417,946 |
| 31 | Romania | 26,231,660 |
| 32 | Mauritius | 25,750,852 |
| 33 | Sweden | 23,544,862 |
| 34 | Oman | 23,003,407 |
| 35 | Sri Lanka | 22,539,988 |
| 36 | Hong Kong S.A.R. | 20,269,840 |
| 37 | Ireland | 19,015,129 |
| 38 | Brazil | 18,751,117 |
| 39 | Kuwait | 14,099,534 |
| 40 | Poland | 13,533,859 |
| 41 | Portugal | 13,253,202 |
| 42 | Greece | 11,149,741 |
| 43 | Hungary | 9,442,822 |
| 44 | Bahrain | 9,335,136 |
| 45 | Swaziland | 8,547,800 |
| 46 | Algeria | 7,624,235 |
| 47 | Luxembourg | 7,213,653 |
| 48 | Qatar | 6,896,470 |
| 49 | Slovenia | 6,227,542 |
| 50 | Argentina | 5,085,640 |
| 51 | Viet Nam | 4,378,002 |
| 52 | Cyprus | 4,305,883 |
| 53 | Lithuania | 4,190,773 |

| | | |
|----|---------------------------------------|-----------|
| 54 | Bulgaria | 3,980,462 |
| 55 | Ecuador | 3,745,108 |
| 56 | Finland | 3,528,871 |
| 57 | Malaysia | 3,297,160 |
| 58 | Cayman Islands | 2,158,487 |
| 59 | Lebanon | 2,138,942 |
| 60 | Serbia | 1,527,482 |
| 61 | South Africa | 1,452,589 |
| 62 | Georgia | 1,230,920 |
| 63 | Pakistan | 1,110,423 |
| 64 | Australia | 1,064,566 |
| 65 | Liechtenstein | 1,061,043 |
| 66 | Moldova | 1,000,800 |
| 67 | Taiwan | 842,950 |
| 68 | Croatia | 693,394 |
| 69 | Bangladesh | 671,434 |
| 70 | Czech Republic | 564,006 |
| 71 | Nigeria | 563,255 |
| 72 | Bosnia and Herzegovina | 527,857 |
| 73 | Monaco | 445,676 |
| 74 | Albania | 388,977 |
| 75 | Latvia | 388,210 |
| 76 | Estonia | 156,510 |
| 77 | Djibouti | 72,620 |
| 78 | Former Yugoslav Republic of Macedonia | 53,415 |
| 79 | Norway | 15,365 |
| 80 | Sierra Leone | 3,082 |
| 81 | Europe | 726 |

Accepted Coverage Requests ?

List of all entities - **Public Sector** ?

From 1/1 - to 30/09/2024?

"Descending order"?

| Order. | Entity Name | Value in USD |
|--------|---|--------------|
| 1 | Libyan Iron and Steel Company | 358,453,529 |
| 2 | Libyana Mobile Phone Company | 88,703,364 |
| 3 | Natiional Development Agency | 70,300,000 |
| 4 | Administrative Centres Development Authority | 50,499,805 |
| 5 | Aletihad Alarabee Contracting Company J.S.C | 45,925,517 |
| 6 | Almadar Aljadid Company | 44,800,990 |
| 7 | Misurata Free Zone | 25,250,069 |
| 8 | Afriqiyah Airways | 23,074,282 |
| 9 | Libya Telecom and Technology Company J.S.C | 22,448,313 |
| 10 | Al Ahlia Cement Company J.S.C | 13,584,190 |
| 11 | Tatweer Industrial Investment Company | 11,968,000 |
| 12 | Libya Insurance Company | 10,660,088 |
| 13 | Hatef Libya Company | 9,401,655 |
| 14 | Libyan International Telecommunications Company | 5,863,552 |
| 15 | Housing and Utilities Projects Implementation Authority | 5,721,046 |
| 16 | Libyan Airlines | 4,079,035 |
| 17 | Al-Manhaj Printing and Publishing Company | 1,945,321 |
| 18 | Alenma Electric Investment Company | 1,869,824 |
| 19 | General Company for Importing Security Goods | 1,501,155 |

| | | |
|----|---|-----------|
| 20 | Public Company for General Cleaning Services Tripoli | 1,465,100 |
| 21 | Libyan Ports Company | 1,104,509 |
| 22 | Awqaf General Authority and Islamic Affairs | 2,108,454 |
| 23 | Public Services Company of Tripoli | 892,000 |
| 24 | Libyan Federation of Insurance Companies | 822,644 |
| 25 | Libyan Academy for Communications and Informatics Company | 807,382 |
| 26 | National Center for Meteorology | 768,951 |
| 27 | Moamalat Financial Services Company | 629,977 |
| 28 | Atheqaa Company for Meat and Food Import Joint Stock | 413,050 |
| 29 | Trucks and Buses Company | 107,300 |
| 30 | University of Benghazi | 85,429 |
| 31 | Aljeel Aljadeed for Technology Company | 50,144 |
| 32 | Libya Post Company | 15,178 |
| 33 | Insurance Supervisory Authority | 10,500 |

Accepted Coverage Requests

According to Goods or Services - Public Sector

From 1/1 - to 30/09/2024

"Descending order"

| Order. | Goods or Services | Value in USD |
|--------|--|--------------|
| 1 | Libyan Iron and Steel Company Requirements | 340,504,682 |
| 2 | Production and operation requirements | 85,589,092 |
| 3 | Requests of Transportation Projects Board | 64,300,000 |
| 4 | Libyana Mobile Phone Company Requests | 60,499,763 |
| 5 | Communications and IT Services | 55,413,632 |
| 6 | Aletihad Alarabee Contracting Company | 41,119,610 |
| 7 | Almadar Aljadid | 30,988,149 |
| 8 | Airline Transfers | 20,653,677 |
| 9 | Port Operating Requirements | 19,276,729 |
| 10 | Libya Telecom and Technology Company | 14,848,533 |
| 11 | Libya Insurance Company Transfers | 9,324,318 |
| 12 | Machinery and Equipment | 9,311,465 |
| 13 | Miscellaneous Food Commodities | 8,064,000 |
| 14 | Afriqiyah Airways | 6,402,131 |
| 15 | Housing Projects Authority Requests | 5,721,046 |
| 16 | Building Materials and Construction Supplies | 4,761,896 |
| 17 | Foodstuffs | 4,317,050 |
| 18 | Al Ahlia Cement Company J.S.C | 4,113,849 |
| 19 | Port operation and maintenance requirements | 3,709,988 |
| 20 | Production and Operation Services | 3,244,958 |

| | | |
|----|--|-----------|
| 21 | Libyan Airlines Requirements | 2,189,298 |
| 22 | Awqaf General Authority and Islamic Affairs | 2,108,454 |
| 23 | Miscellaneous | 2,030,750 |
| 24 | Electronic Devices | 1,948,376 |
| 25 | General Company for Importing Security Goods | 1,465,100 |
| 26 | General Electricity Company Requirements | 1,090,179 |
| 27 | Training Course Transfers | 821,882 |
| 28 | Transportation, tires, batteries and spare parts | 632,347 |
| 29 | Libyan Ports Company | 486,619 |
| 30 | Moamalat Financial Services Company Requirements | 310,977 |
| 31 | Goods for public services | 66,625 |
| 32 | Hatef Libya Company Operating Supplies | 15,178 |

Accepted Coverage Requests [?]
According to Country of Origin - Public Sector [?]
From 1/1 - to 30/09/2024 [?]

"Descending order" [?]

| Order. | Country of origin | Value in USD |
|--------|----------------------|--------------|
| 1 | Brazil | 223,545,675 |
| 2 | China | 179,938,968 |
| 3 | United Arab Emirates | 70,230,337 |
| 4 | Bahrain | 67,461,929 |
| 5 | Turkey | 37,444,520 |
| 6 | United Kingdom | 32,533,238 |
| 7 | Italy | 28,902,231 |
| 8 | United States | 24,987,848 |
| 9 | Germany | 19,948,218 |
| 10 | Spain | 19,703,560 |
| 11 | Sweden | 14,464,406 |
| 12 | Egypt | 11,528,895 |
| 13 | Austria | 8,561,524 |
| 14 | India | 8,332,686 |
| 15 | Tunisia | 8,311,639 |
| 16 | Saudi Arabia | 7,200,129 |
| 17 | France | 5,821,571 |
| 18 | Belgium | 5,340,941 |
| 19 | Hong Kong S.A.R. | 4,348,865 |

| | | |
|----|----------------|-----------|
| 20 | Finland | 3,927,045 |
| 21 | Europe | 3,909,583 |
| 22 | Singapore | 3,209,259 |
| 23 | Denmark | 2,893,146 |
| 24 | Netherlands | 2,028,092 |
| 25 | Jordan | 1,835,088 |
| 26 | Malta | 1,514,409 |
| 27 | Lebanon | 1,125,487 |
| 28 | Portugal | 934,274 |
| 29 | Thailand | 728,050 |
| 30 | Slovenia | 675,255 |
| 31 | Mexico | 608,391 |
| 32 | Gabon | 597,071 |
| 33 | Czech Republic | 563,325 |
| 34 | Cameroon | 506,456 |
| 35 | Bulgaria | 380,072 |
| 36 | Greece | 302,531 |
| 37 | Poland | 290,217 |
| 38 | Morocco | 286,103 |
| 39 | Switzerland | 141,636 |
| 40 | Ukraine | 109,897 |
| 41 | Canada | 58,529 |
| 42 | Luxembourg | 56,574 |
| 43 | Estonia | 17,038 |
| 44 | Lithuania | 13,413 |
| 45 | Latvia | 9,657 |
| 46 | Romania | 2,575 |

Accepted Coverage Requests ⓘ
According to Beneficiary Country - Public Sector ⓘ
From 1/1 - to 30/09/2024 ⓘ

"Descending order" ⓘ

| Order. | Country of origin | Value in USD |
|--------|----------------------|--------------|
| 1 | China | 171,999,536 |
| 2 | United States | 155,621,088 |
| 3 | United Arab Emirates | 74,559,103 |
| 4 | Bahrain | 68,473,533 |
| 5 | Brazil | 58,557,166 |
| 6 | Turkey | 54,189,207 |
| 7 | United Kingdom | 33,025,042 |
| 8 | Italy | 30,713,938 |
| 9 | Tunisia | 23,843,976 |
| 10 | Sweden | 16,321,116 |
| 11 | Spain | 14,985,338 |
| 12 | Austria | 13,872,909 |
| 13 | France | 13,123,922 |
| 14 | Germany | 10,690,607 |
| 15 | Switzerland | 9,238,530 |
| 16 | Egypt | 8,528,895 |
| 17 | Jordan | 7,835,088 |
| 18 | India | 6,875,217 |
| 19 | Saudi Arabia | 6,213,700 |
| 20 | Denmark | 5,292,759 |

| | | |
|----|------------------|-----------|
| 21 | Hong Kong S.A.R. | 4,690,978 |
| 22 | Finland | 3,927,045 |
| 23 | Singapore | 3,209,259 |
| 24 | Belgium | 2,384,360 |
| 25 | Netherlands | 2,028,092 |
| 26 | Malta | 1,514,409 |
| 27 | Lebanon | 1,116,994 |
| 28 | Slovenia | 675,255 |
| 29 | Thailand | 413,050 |
| 30 | Bulgaria | 380,072 |
| 31 | Greece | 302,531 |
| 32 | Morocco | 286,103 |
| 33 | Portugal | 190,749 |
| 34 | Poland | 93,000 |
| 35 | Canada | 58,529 |
| 36 | Luxembourg | 56,574 |
| 37 | Estonia | 17,038 |
| 38 | Lithuania | 13,413 |
| 39 | Latvia | 9,657 |
| 40 | Romania | 2,575 |

Accepted Coverage Requests ?

Foreign Transfers - Salaries?

From 1/1 - to 30/09/2024?

| Order. | Entity | Value in USD |
|--------|--|--------------|
| 1 | Egyptair Company | 8,620,569 |
| 2 | Alaman Bank for Trade and Investment | 7,597,976 |
| 3 | Flight Transfer - Transfer of surplus sales to Tunisian services | 5,655,208 |
| 4 | Bank of Commerce and Investment | 4,137,738 |
| 5 | Al Andalus Bank Company | 2,238,815 |
| 6 | Tadhamun Bank | 2,000,000 |
| 7 | (63) Salary transfers for foreigners | 1,087,646 |
| 8 | Arab Islamic Investment Bank | 852,584 |
| 9 | Al Ahly Sport Club | 431,769 |
| 10 | Mediterranean Bank | 427,021 |
| 11 | German Airlines | 160,950 |
| 12 | Royal Jordanian Airlines Branch | 151,678 |
| 13 | Embassy of the State of Qatar | 4,665 |

According to Beneficiary Country - Foreign Transfers (Salaries) ²

| Order. | Beneficiary Country | Value in USD |
|--------|----------------------|--------------|
| 1 | Egypt | 8,747,969 |
| 2 | Tunisia | 6,018,412 |
| 3 | United States | 4,015,000 |
| 4 | United Kingdom | 3,409,551 |
| 5 | Spain | 3,262,008 |
| 6 | Morocco | 1,315,655 |
| 7 | India | 1,201,730 |
| 8 | United Arab Emirates | 1,044,553 |
| 9 | Netherlands | 791,189 |
| 10 | China | 759,094 |
| 11 | Jordan | 592,596 |
| 12 | Mauritius | 552,207 |
| 13 | Turkey | 281,836 |
| 14 | Malta | 274,077 |
| 15 | Belgium | 189,120 |
| 16 | France | 179,406 |
| 17 | Germany | 160,950 |
| 18 | Ukraine | 104,245 |
| 19 | Poland | 97,735 |
| 20 | Mali | 72,625 |
| 21 | Bulgaria | 67,800 |
| 22 | Philippines | 66,030 |
| 23 | Italy | 56,630 |
| 24 | Lebanon | 35,330 |
| 25 | Sudan | 34,500 |
| 26 | Uzbekistan | 13,842 |
| 27 | Moldova | 11,864 |
| 28 | Pakistan | 6,000 |
| 29 | Qatar | 4,665 |