

# Central Bank of Libya

## Commercial Banks' Uses of Foreign Exchange

During (1/1 – to 31/10/2024)



Research and Statistics Department

&

Banking and Monetary Supervision Department



## Foreign Exchange Expenditures' Movement Analysis

### From 1/1 – to 31/10/2024

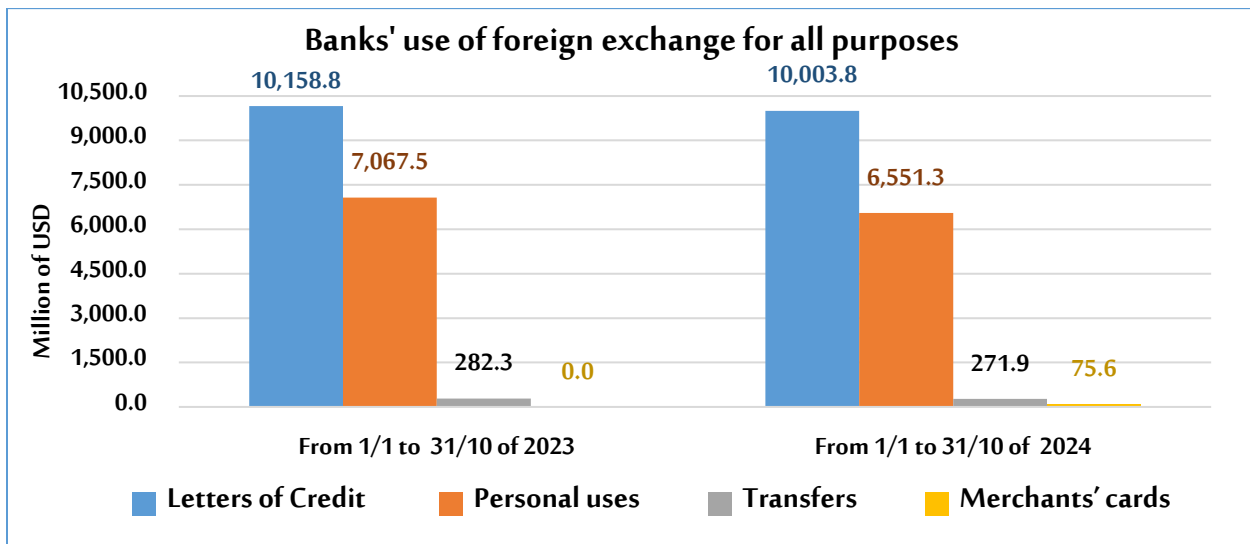
The total uses of foreign exchange by banks from 1/1 – to 31/10/2024 amounted to about \$16,902,634,403 compared to \$17,508,624,870 during the same period of 2023, which is a decline of about \$605,990,467, with a rate of 3.5%.

The letters of credit accounted for 59.2% of total bank uses of foreign exchange, personal purposes accounted for 38.8% of total bank uses of foreign exchange, while transfers accounted for only 2.0% of total uses.

### The actual banks' uses of foreign exchange for all purposes

" in USD "

Item	From 1/1 to 31/10 of 2023	From 1/1 to 31/10 of 2024	Change in value	Percentage change
Letters of Credit	10,158,839,128	10,003,826,558	-155,012,570	-1.5
Transfers	282,320,501	271,881,331	-10,439,170	-3.7
Personal uses	7,067,465,241	6,551,284,000	-516,181,241	-7.3
Merchants' cards	-	75,642,514	75,642,514	-
<b>Total</b>	<b>17,508,624,870</b>	<b>16,902,634,403</b>	<b>-605,990,467</b>	<b>-3.5</b>





### **Amounts sold to banks in foreign exchange for all purposes:**

According to the table below, which illustrates the values sold of foreign exchange by banks, it is clear that [National Commercial Bank](#) was the most bank purchased foreign exchange from 1/1 – to 31/10/2024 with a market share of 16.5%, as the total amounts of foreign exchange purchased was about \$2,787,199,380, followed by [Aman Bank for Trade and Investment](#) with a market share of 15.1%, as the total amounts of foreign exchange purchased was about \$2,545,406,253, then [Jumhouria Bank](#) was in the third place with a value of \$1,885,744,872. Then [Nuran Bank](#) was ranked in fourth place with a value of \$1,526,423,718, then [Wahda Bank](#) was in fifth place with a value of \$1,505,763,212. Then the following banks come in terms of relative importance in order: [Libyan Islamic Bank, the United Bank, Bank of Commerce and Development, Sahara Bank, and Andalus Bank](#) as shown in the table below, which also contains the order in which banks were in the same period of 2023.



**Ranking of banks according to the total amounts sold of foreign exchange.**

Bank	From 1/1 to 31/10 of 2023			From 1/1 to 31/10 of 2024		
	Order	Value in USD	Market Share	Order	Value in USD	Market Share
National Commercial Bank	1	2,308,106,031	13.2%	1	2,787,199,380	16.5%
Aman Bank for Trade and Investment	4	1,819,876,024	10.4%	2	2,545,406,253	15.1%
Jumhouria Bank	3	2,059,282,749	11.8%	3	1,885,744,872	11.2%
Nuran Bank	5	1,522,863,611	8.7%	4	1,526,423,718	9.0%
Wahda Bank	2	2,154,580,997	12.3%	5	1,505,763,212	8.9%
Libyan Islamic Bank	7	1,252,480,030	7.2%	6	1,012,605,887	6.0%
United Bank for Commerce and Investment	8	1,223,588,796	7.0%	7	1,010,740,928	6.0%
Bank of Commerce and Development	13	334,763,061	1.9%	8	901,231,062	5.3%
Sahara Bank	9	863,987,338	4.9%	9	712,917,079	4.2%
Andalus Bank	14	326,300,550	1.9%	10	690,210,987	4.1%
North African Bank	10	573,178,889	3.3%	11	625,202,917	3.7%
Assaray Trade and Investment Bank	12	361,932,620	2.1%	12	531,255,982	3.1%
First Gulf Libyan Bank	11	531,664,716	3.0%	13	494,418,548	2.9%
Libyan Foreign Bank	18	83,093,088	0.5%	14	162,717,457	1.0%
Alwaha Bank	16	179,015,699	1.0%	15	141,369,717	0.8%
Tadhamon Bank	17	167,983,483	1.0%	16	134,738,807	0.8%
Yaqeen Bank	6	1,476,546,377	8.4%	17	100,040,898	0.6%
Mediterranean Bank	19	45,129,954	0.3%	18	98,671,168	0.6%
Alwafa Bank	15	224,250,857	1.3%	19	28,235,306	0.2%
Arab Investment Islamic Bank	-	-	-	20	7,704,223	0.0%
National Union Bank	20	0	0.0%	21	36,000	0.0%
<b>Total</b>	-	<b>17,508,624,870</b>	<b>%100.0</b>	-	<b>16,902,634,403</b>	<b>%100.0</b>



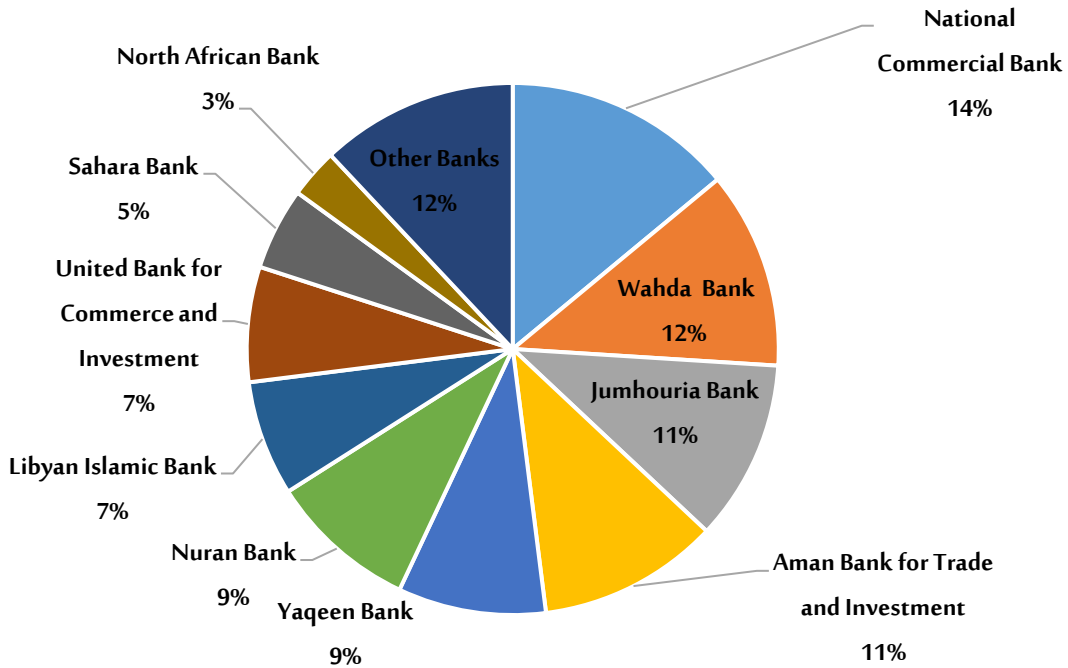
**Amounts sold to banks in foreign exchange - According to purpose.**

"In Millions of USD"

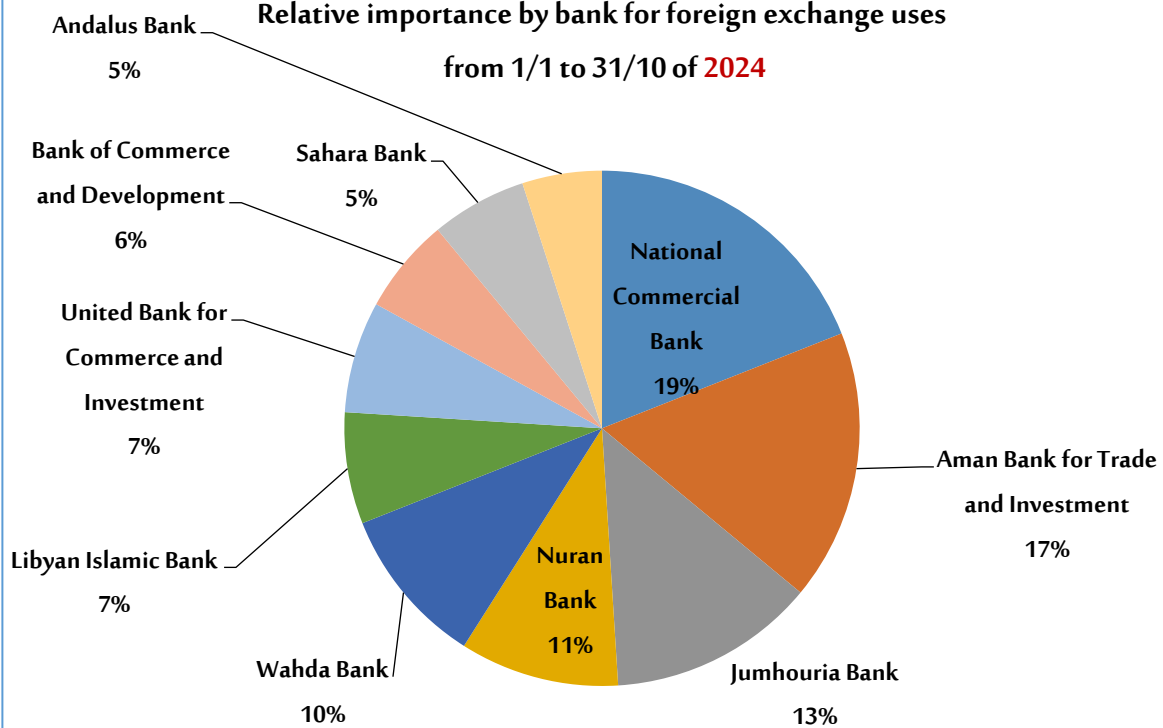
Order	Bank	Letters of Credit		Miscellaneous Transfers		Personal Purposes		Merchants' cards	
		From 1/1 to 31/10 of 2023	From 1/1 to 31/10 of 2024	From 1/1 to 31/10 of 2023	From 1/1 to 31/10 of 2024	From 1/1 to 31/10 of 2023	From 1/1 to 31/10 of 2024	From 1/1 to 31/10 of 2023	From 1/1 to 31/10 of 2024
-1	National Commercial Bank	1,065,413,901	1,685,776,642	5,316,480	2,434,137	1,237,375,650	1,077,938,600	-	21,050,000
-2	Aman Bank for Trade and Investment	560,002,845	862,198,226	1,467,392	1,866,634	1,258,405,786	1,643,248,900	-	38,092,493
-3	Jumhouria Bank	1,137,193,645.690	1,209,513,321	53,795,104	6,454,751	868,294,000	669,776,800	-	0
-4	Nuran Bank	1,185,001,069	1,233,775,022	27,475,446	21,603,096	310,387,095	261,716,100	-	9,329,500
-5	Wahda Bank	1,844,066,826	782,506,193	928,779	9,785,220	309,585,392	713,471,800	-	0
-6	Libyan Islamic Bank	923,533,099	709,283,527	42,419,871	15,602,861	286,527,060	287,719,500	-	0
-7	United Bank for Commerce and Investment	373,200,641	535,427,328	3,377,258	0	847,010,897	475,133,600	-	180,000
-8	Bank of Commerce and Development	3,600,000	347,880,898	0	66,811,664	331,163,061	485,688,500	-	850,000
-9	Sahara Bank	313,126,573	394,240,567	10,853,700	14,270,312	540,007,065	304,406,200	-	0
-10	Andalus Bank	290,702,251	589,958,918	7,565,961	13,901,269	28,032,338	86,350,800	-	0
-11	North African Bank	321,732,440	363,622,549	40,098,558	28,250,269	211,347,891	232,512,600	-	817,500
-12	Assaray Trade and Investment Bank	331,517,824	447,427,045	20,232,853	5,969,716	10,181,944	73,361,200	-	4,498,021
-13	First Gulf Libyan Bank	500,898,510	469,471,726	30,316,422	23,903,722	449,785	1,043,100	-	0
-14	Libyan Foreign Bank	58,219,756	106,614,625	24,511,152	55,501,332	362,180	601,500	-	0
-15	Alwaha Bank	88,529,266	52,759,573	0	1,977,244	90,486,433	86,632,900	-	0
-16	Tadhamon Bank	167,983,483	111,794,807	0	2,060,800	0	20,883,200	-	0
-17	Yaqeen Bank	735,770,027	761,602	13,961,525	17,497	726,814,825	98,936,800	-	325,000
-18	Mediterranean Bank	37,294,410	76,981,660	0	747,807	7,835,544	20,441,700	-	500,000
-19	Alwafa Bank	221,052,562	16,851,106	0	0	3,198,295	11,384,200	-	0
-20	Arab Investment Islamic Bank	0	6,981,222	0	723,001		0	-	0
-21	National Union Bank	0	0	0	0	0	36,000	-	0
	<b>Total Grand</b>	<b>10,158,839,128</b>	<b>10,003,826,558</b>	<b>282,320,501</b>	<b>271,881,331</b>	<b>7,067,465,241</b>	<b>6,551,284,000</b>	<b>-</b>	<b>75,642,514</b>



**Relative importance by bank for foreign exchange uses  
from 1/1 to 31/10 of 2023**



**Relative importance by bank for foreign exchange uses  
from 1/1 to 31/10 of 2024**





## Accepted banks' requests to cover Letters of Credit and transfers, except for personal purposes, from 1/1 – to 31/10/2024:

The number of companies, factories, public entities, and other entities whose applications were approved to purchase foreign exchange from 1/1 – to 31/10/2024 has reached (2,263), with a number of total requests amounting to 14,572 applications. Most of these applications were made on purpose to cover letters of credit, which were 12,800 applications, 87.8% of the total applications, as shown in the following tables:

### Number of accepted applications for foreign exchange purchase - by sectors

Sectors	Number of companies, factories, or entities
Private Sector	2,148
Public Sector	39
Miscellaneous Entities	76
<b>Total</b>	<b>2,263</b>

### Number of accepted applications for foreign exchange purchases by type of transfer

Transfer type	Number of requests			Total	Relative Importance %
	Private Sector	Public Sector	Banking Sector		
Letters of Credit	12,504	282	14	12,800	87.8%
Airlines Transfers	853	73	9	935	6.4%
Commercial Transfers	24	277	40	341	2.3%
Other Transfers	28	227	16	271	1.9%
Insurance Transfers	21	83	0	104	0.7%
Salary Transfers	0	0	63	63	0.4%
Industrial Transfers	51	4	0	55	0.4%
Gold Import Transfer	3	0	0	3	0.0%
<b>Total</b>	<b>13,484</b>	<b>946</b>	<b>142</b>	<b>14,572</b>	<b>100.0%</b>



## 1. Private Sector

The number of private sector companies and factories reached (2,148) whose requests for foreign exchange from banks to cover Letters of credit and other transfers were approved during the period (1/1 - until 31/10/2024), where requests for the purchase of foreign exchange by the private sector to import Miscellaneous Food Commodities ranked first of the total purchase requests during the period, constituting 24.8% of the total foreign exchange purchase requests. As for private sector companies, Al Naseem Food Industries Company ranked first during the period. The following tables show the purchase orders for the top hundred goods or services, as well as purchase orders according to the most important hundred companies during the period (1/1 - until 31/10/2024).

### Purchase orders for the top fifty goods or services - Private sector

#### During the period (1/1 – 31/10/2024)

"Descending order"

Order.	Goods or services	Value in USD	Relative Importance %
1	Miscellaneous Food Commodities	2,328,555,090	24.8%
2	Production and Operation Supplies	1,913,714,718	20.4%
3	Transportation, tires, batteries and spare parts	680,990,326	7.2%
4	Building Materials and Construction Supplies	552,069,605	5.9%
5	Feeds	483,546,551	5.1%
6	Machinery and Equipment	427,524,841	4.5%
7	Essential Commodity Production Requirements	426,571,161	4.5%
8	Live and frozen meat	405,573,863	4.3%
9	Electronic Equipment	354,345,979	3.8%
10	Medicines	311,717,739	3.3%
11	Agricultural	243,104,795	2.6%
12	Household and Household Electrical	208,796,032	2.2%
13	Milk, diapers and baby food	169,115,288	1.8%
14	Sanitary materials	110,030,981	1.2%
15	Milk	102,554,200	1.1%



16	Cheeses	89,128,507	0.9%
17	Burniq Air requests	81,990,838	0.9%
18	Clothing and Shoes	54,580,332	0.6%
19	Airlines Transfers	52,322,492	0.6%
20	Furniture	44,472,114	0.5%
21	Various navigational services	43,723,610	0.5%
22	Agricultural	39,507,286	0.4%
23	Stationery	30,723,933	0.3%
24	Fruits and Vegetables	25,349,553	0.3%
25	Production and Operation Services	24,091,384	0.3%
26	Hygienic materials	23,941,043	0.3%
27	Special requests for Libyan Wings Company	21,556,188	0.2%
28	ICT Services	18,496,273	0.2%
29	Cleaning materials	18,269,644	0.2%
30	Ghee	18,076,330	0.2%
31	Miscellaneous	17,388,990	0.2%
32	Veterinary Medicines	14,061,830	0.1%
33	Tobacco of all kinds and accessories	11,085,500	0.1%
34	Libyan Express Air Transport Company	10,881,994	0.1%
35	Fish and Marines	8,459,100	0.1%
36	Gold Import Transfer	5,910,975	0.1%
37	Butter	5,377,801	0.1%
38	Oya Airlines expenses	4,775,859	0.1%
39	Carpets and Textiles	3,626,244	0.04%
40	Other Goods	2,580,731	0.03%
41	Ghadames Airlines Company	1,850,017	0.02%
42	Medical	1,804,633	0.02%
43	Iron and steel plant operating requirements	1,669,833	0.02%
44	MedSky Airways Company requests	1,618,347	0.02%
45	Insurance Companies Transfers	784,513	0.01%
46	System subscription fees	610,500	0.01%
47	Costs of tourist services	565,391	0.01%



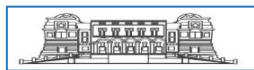
48	Goods for public services	266,962	0.003%
49	Port Operating Supplies	175,517	0.002%
50	Visa fees costs	76,485	0.001%

## Purchase orders by the most important hundred companies - **Private sector**

During the period (1/1 – 31/10/2024)

"Descending order"

Order.	Company or factory	Value in USD
1	Alnaseem for Food Industries	152,282,916
2	Alsharq Alliby for Mills, Feeds, and Rice Milling	137,545,115
3	Wadi Alkof for Mills, Feeds, and Rice Milling	122,943,808
4	Allibiya Almottaheda for Beverage Packaging	121,477,551
5	Toyota Libya for Car Trade, Spare Parts, Import, and Export	111,541,898
6	Barniq Aviation	97,567,311
7	Aljaid for Foodstuffs Import	86,758,635
8	Africa for Beverage Packaging	78,016,512
9	Alsaraya Alraqiya for Foodstuffs, Fresh Vegetables, Fruits, Livestock, and Meat Import	77,864,366
10	Almabrouka for Foodstuffs Import	75,335,242
11	Sharian Alhayat for All Types of Feed, Supplements, Agricultural Equipment, Animal Seeds, and Grain Milling Import	75,000,000
12	Almaamoura for Food Industries, Mills, and Feeds	70,733,342
13	Allibiya Alkubra for Semolina and Flour Manufacturing	68,811,427
14	Joudi for Food Industries	67,113,528
15	Droub Libya for Transport Means and Accessories Import	64,244,250
16	Sima Allibiya for Foodstuffs, Livestock, and Meat Import	63,272,712
17	Almahir Aldawli for Mills and Feeds	57,664,421
18	Majmoat Alemtiaz for Transport Means and Accessories Import	57,207,365
19	Majmoat Alraidon for Building Materials Manufacturing	55,094,414
20	Alraihaan for Food Industries	54,523,476
21	Aljahiza for Foodstuffs Import	54,392,000
22	Yeld for Foodstuffs Import	53,414,375



23	Basmat Aljoda for Foodstuffs, Livestock, and Meat Import	52,041,217
24	Alfa for Medicines, Medical Equipment, Medical Products, and Mother and Child Supplies Import	51,636,941
25	Jabal Alkof for Car and Spare Parts Import	51,327,091
26	Khairat Alaidi for Foodstuffs Import	50,327,500
27	Jodat Almousim for Foodstuffs Import	48,931,500
28	Almajmoa Allibiya for Oil Services and Energy	48,620,320
29	Alwasl Almunir for Foodstuffs, Livestock, and Meat Import	42,292,112
30	Arous Albayda for Livestock and Meat Import, subsidiary of Akakus Holding	42,272,200
31	Alwisam Aldahabi for Flour, Mills, Feeds, and Rice Milling	41,176,565
32	Bostan Libya for Foodstuffs, Livestock, and Meat Import	40,653,483
33	Aljaid for Food Industries	40,335,425
34	Almaamoura for Agricultural and Animal Investment	40,242,653
35	Alibdaa for Detergent and Soap Manufacturing	40,233,910
36	Fardas for Pasta and Couscous Manufacturing	40,040,509
37	Majmoat Alemtiaz for Mills, Rice Milling, and Vegetable Oil Packaging	39,879,550
38	Riyada for Chemical and Raw Material Industries	39,686,010
39	Almabrouka for Food Industries	39,673,315
40	Tamr Hend for Car and Spare Parts Import	39,374,702
41	Alrafiq Alamthal for Building Materials Manufacturing	38,374,792
42	Aljibal for Feed Manufacturing	38,100,926
43	Adwa Alnizak for Electronic Devices and Accessories Import	37,409,017
44	Alajniha Allibiya Aviation Shareholding	36,882,501
45	Aljoda Alealamia Al'oola for Feed, Flour Mills, and Food Industries	36,323,145
46	Althamarat Allibiya for Foodstuffs Import	36,065,105
47	Majmoat Altawasul Almomyaz for Raw Materials Import	34,389,118
48	Alistithmariya for Engineering Industries and Metal Forming	32,874,766
49	Tareeq Alqara for Foodstuffs Import	31,911,998
50	Watan Almajd for Foodstuffs Import	31,310,092
51	Alzarka Aldawliya for Food Industries	30,636,417
52	Onyx for Building Materials, Paint, Putties, Plastic, and Raw Materials Manufacturing	29,397,200
53	Adri for Transport Means and Accessories Import	29,172,645



54	Alquds for Tank and Plastic Pipes Manufacturing	29,073,760
55	Almaamoura for Foodstuffs Import and Distribution	28,616,261
56	Almarai Alkhusba for Mills, Feeds, and Rice Milling	28,108,760
57	Alsahil for Livestock and Meat Import	28,107,783
58	Alsawahil Aldahabiya for Foodstuffs Import	27,899,564
59	Almasobat for Building Materials Manufacturing	27,751,713
60	Lamsat Alhayat for Medical Equipment, Medicines, and Medical Supplies Import	27,247,893
61	Mata'al Taawon for Feed Manufacturing	26,897,900
62	A'ali Alandalus for Food Industries	26,877,465
63	Bitra for Cleaning Material Manufacturing	26,594,250
64	Armco for Paint Manufacturing	26,135,200
65	Adwa Africa for Foodstuffs, Livestock, and Meat Import	26,125,682
66	Almatin Alawal for Car and Spare Parts Import	25,646,000
67	Mafatih Alkhair for Electrical Equipment and Accessories, Electronic Devices, and Accessories Import	25,565,914
68	Omega for Chemical and Packaging Industries	25,494,400
69	Tarabulus Alkubra for Tomato and Foodstuff Packaging	25,421,440
70	Ishraqat Alamalam for Agricultural and Animal Investment and Poultry Farming	24,833,563
71	Bashair Alzahra for Food and Soft Drink Manufacturing	24,798,523
72	Alnil Alarabi for Oil Services	24,600,226
73	Lamar Benghazi for Plastic Manufacturing	24,425,278
74	Jama for Plastic Manufacturing	23,479,322
75	Almadhak Altayeb for Foodstuffs, Livestock, and Meat Import	23,431,073
76	Alsad Alhaditha for Mills, Feed, and Pasta Manufacturing	23,299,122
77	Alshams Alsatia for Food Industries	23,112,509
78	Majmoat Alfakhama for Metal Smelting and Forming	22,752,079
79	Allibiya Aljadida for Metal Manufacturing	22,673,079
80	Super for Building Materials, Paint, Plastic, and Raw Materials Manufacturing	22,397,400
81	Global for Building Materials, Paint, Putties, Plastic, and Raw Materials Manufacturing	21,892,620
82	Carthage for Food Industries	21,841,525
83	Alqaysar for Cleaning Material Manufacturing	21,813,125
84	Altaif for Foodstuffs Import	21,568,992



85	Altoroq Alhaditha for Asphalt and Insulating Material Manufacturing	21,548,301
86	Altaqnia Alkhadraa for Electrical and Electronic Equipment Import	21,396,383
87	Almutahida Alarabiya for Cleaning Material Manufacturing	20,773,300
88	Osoul Altaknologia for Electronic and Electrical Device Manufacturing	20,547,750
89	Majmoat Almowashi Alhaya for Foodstuffs, Livestock, and Meat Import	20,418,700
90	Alghitha Alsehhi for Foodstuffs Import	20,373,841
91	Ajwad Almoahadat for Car Import	20,237,134
92	Alsahil Alakhdar for Mills and Feeds	20,231,082
93	Kenz Libya for Mills, Feeds, and Rice Milling	20,112,805
94	Alnajaa Alkabir for Foodstuffs, Livestock, and Meat Import	19,988,163
95	Sama Almarai for Mills, Feed, and Rice Milling	19,862,057
96	Alasala Aldhahabiya for Mills and Rice Milling	19,567,590
97	Almaamoura Alawla for Foodstuffs Import	19,394,548
98	Jisr Alkhalij for Livestock and Meat Import	19,092,391
99	Aldawliya for Building Materials, Paint, Plastic, and Raw Materials Manufacturing	18,691,050
100	Alnakhwa Allibiya for Foodstuffs Import	18,647,494

### **Banks' requests for letters of credits and remittances - Private sector**

#### **(By most important beneficiary countries)**

The table below shows the values of banks' foreign exchange orders by beneficiary countries during (1/1 - 31/10/2024) of the private sector, according to the table 22.5% of bank transfers to cover letters of credit or other transfers were to Türkiye, The United Arab Emirates ranked second with 13.9%, then Switzerland and United Kingdom with 8.3%, and 6.9% respectively. The following table shows the top twenty beneficiary countries.



**Banks' requests for letters of credit and transfers - Private Sector**  
**(according to the most important beneficiary countries)**

During (1/1 – 31/10/2024)

Order.	Beneficiary Country	Value in USD	Relative Importance %
1	Türkiye	2,115,873,268	22.5%
2	United Arab Emirates	1,306,498,080	13.9%
3	Switzerland	779,467,137	8.3%
4	Egypt	652,173,564	6.9%
5	United Kingdom	625,717,586	6.7%
6	China	479,992,260	5.1%
7	Italy	432,029,404	4.6%
8	Tunisia	376,862,520	4.0%
9	Spain	309,550,060	3.3%
10	Canada	187,282,696	2.0%
11	Austria	171,798,184	1.8%
12	Jordan	167,644,390	1.8%
13	Japan	151,268,972	1.6%
14	Thailand	145,467,573	1.5%
15	France	140,122,807	1.5%
16	Netherlands	136,864,642	1.5%
17	South Korea	126,166,595	1.3%
18	Germany	118,334,629	1.3%
19	New Zealand	72,829,505	0.8%
20	Slovakia	61,558,614	0.7%

**Banks' requests for letters of credit and transfers - Private sector**

**(According to the most important countries of origin of goods or services)**

The table below shows the values of banks' foreign exchange orders by country of origin of goods or services during the period (1/1 - 31/10/2024) of the private sector. The goods and services of Turkish origin ranked first and accounted for 20.3% of the total accepted purchase



orders, imports of goods and services of Chinese origin were second attributed to 11.1% of the total. While, goods and services of Egypt origin ranked third and accounted for 9.8%, and goods and services of Russian origin represented 6.8% of the total. The goods and services of Brazilian origin accounted for 5.1% of the total. The following table shows the twenty most important countries of origin for goods or services.

**Banks' requests for letters of credit and transfers - Private sector**  
**(According to the most important countries of origin of goods or services)**  
**During (1/1 – 31/10/2024)**

Order.	Country of origins	Value in USD	Relative Importance %
1	Türkiye	1,910,835,576	20.3%
2	China	1,046,680,498	11.1%
3	Egypt	921,322,865	9.8%
4	Russian Federation	635,820,428	6.8%
5	Brazil	475,394,235	5.1%
6	India	468,834,714	5.0%
7	Italy	439,046,778	4.7%
8	Tunisia	323,045,078	3.4%
9	Ukraine	268,459,768	2.9%
10	Spain	227,753,177	2.4%
11	Thailand	212,648,956	2.3%
12	Argentina	191,736,687	2.0%
13	Germany	177,598,661	1.9%
14	France	169,917,174	1.8%
15	United Arab Emirates	143,056,380	1.5%
16	Netherlands	141,236,586	1.5%
17	Saudi Arabia	122,865,476	1.3%
18	Belgium	116,540,354	1.2%
19	United States	116,497,532	1.2%
20	Ireland	109,357,066	1.2%



## 2. Public Sector

The number of public sector entities whose applications for foreign exchange to cover letters of credit and other transfers were approved reached **39 entities** during the period (1/1 - until 31/10/2024), where the Iron and Steel Factory's requirements ranked first of the total purchase orders during the period, as it constituted 40.7% of the total foreign exchange purchase requests, while the Production and operation requirements ranked the second place in terms of relative importance to constitute about 10.5%. Therefore, the Libyan Iron and Steel Company ranked first, as its accepted requests for the purchase of foreign exchange recorded about \$394.3 Million, followed by Libyana Mobile Phone Company with total acceptable requests of \$111.6 million, and the following tables show requests for the purchase of goods or services as well as purchase orders by public entities during the period (1/1 – until 31/10/2024).

### Purchase orders by commodity or service - **public sector**

#### During the period (1/1 – 31/10/2024)

"Descending order"

Order.	Goods or Services	Value in USD	Relative Importance %
1	Libyan Iron and Steel Company Requirements	370,664,675	40.7%
2	Production and operation requirements	95,410,322	10.5%
3	Communications and IT Services	84,490,220	9.3%
4	Requests of Transportation Project Board	64,300,000	7.1%
5	Libyana Mobile Phone Company Requests	60,623,723	6.7%
6	Aletihad Alarabee Contracting Company	41,119,610	4.5%
7	Machinery and Equipment	33,821,897	3.7%
8	Almadar Aljadid	31,270,113	3.4%
9	Airline Transfers	22,090,807	2.4%



10	Libya Telecom and Technology Company	19,276,729	2.1%
11	Port Operating Requirements	14,930,659	1.6%
12	Libya Insurance Company Transfers	10,706,784	1.2%
13	Miscellaneous Food Commodities	8,064,000	0.9%
14	Afriqiyah Airways	7,934,218	0.9%
15	Al Ahlia Cement Company J.S.C	7,856,192	0.9%
16	Housing Projects Authority Requests	5,721,046	0.6%
17	Building Materials and Construction Supplies	5,365,739	0.6%
18	Foodstuffs	4,317,050	0.5%
19	Libyan Airlines Requirements	3,741,718	0.4%
20	Port operation and maintenance requirements	3,739,477	0.4%
21	Production and Operation Services	3,432,984	0.4%
22	Awqaf General Authority and Islamic Affairs	2,108,454	0.2%
23	Miscellaneous	2,030,750	0.2%
24	Electronic Devices	1,948,376	0.2%
25	General Company for Importing Security Goods	1,465,100	0.2%
26	General Electricity Company Requirements	1,090,179	0.1%
27	Transportation, tires, batteries and spare parts	829,977	0.1%
28	Training Course Transfers	821,882	0.1%
29	Social Welfare Fund	722,408	0.1%
30	Libyan Ports Company	646,645	0.1%
31	Moamalat Financial Services Company Requirements	310,977	0.03%
32	Agricultural	76,250	0.01%
33	Goods for public services	66,625	0.01%
34	Hatef Libya Company Operating Supplies	15,178	0.002%
35	Insurance Companies Requests	6,624	0.001%



## **Purchase orders by entities - Public Sector**

**During the period (1/1 – 31/10/2024)**

**"Descending order"**

<b>Order.</b>	<b>Entity Name</b>	<b>Value in USD</b>
1	Libyan Iron and Steel Company	394,342,453
2	Libyana Mobile Phone Company	111,604,950
3	National Development Agency	94,302,326
4	Administrative Centres Development Authority	50,499,805
5	Almadar Aljadid Company	47,772,167
6	Aletihad Alarabee Contracting Company J.S.C	46,087,540
7	Misurata Free Zone	28,182,550
8	Afriqiyah Airways	26,043,499
9	Libya Telecom and Technology Company J.S.C	23,970,086
10	Al Ahlia Cement Company J.S.C	18,095,549
11	Tatweer Industrial Investment Company	11,968,000
12	Libya Insurance Company	11,889,827
13	Hatef Libya Company	9,909,761
14	Libyan International Telecommunications Company	8,377,937
15	Housing and Utilities Projects Implementation Authority	5,721,046
16	Libyan Airlines	5,631,455
17	Awqaf General Authority and Islamic Affairs	2,108,454
18	Al-Manhaj Printing and Publishing Company	1,945,321
19	Alenma Electric Investment Company	1,869,824
20	Tatweer Industrial Investment Company	1,501,155
21	General Company for Importing Security Goods	1,465,100
22	Libyan Ports Company	1,376,150
23	Libyan Federation of Insurance Companies	975,371
24	Public Company for General Cleaning Services Tripoli	892,000
25	Libyan Academy for Communications and Informatics Company	807,382
26	National Center for Meteorology	768,951
27	Social Welfare Fund at the Ministry of Interior	722,408
28	Moamalat Financial Services Company	629,977



29	Electrical Industries Company	603,843
30	Atheqaa Company for Meat and Food Import Joint Stock	413,050
31	Construction and Maintenance Authority of Ports and Fishing Harbors	139,741
32	Trucks and Buses Company	107,300
33	University of Benghazi	85,429
34	The Agricultural and Animal Projects Development and Investment Authority	76,250
35	Aljeel Aljadeed for Technology Company	50,144
36	Tatweer Real Estate and Tourism Investment Company	48,285
37	Libya Post Company	15,178
38	Insurance Supervisory Authority	10,500
39	Anamaa Allebeyah Insurance Company J.S.C	6,624

### 3. Miscellaneous:

#### Accepted Coverage Requests

#### Foreign Transfers - Salaries

From 1/1 - to 31/10/2024

Order.	Entity	Value in USD
1	EgyptAir Company	15,354,441
2	Alaman Bank for Trade and Investment	7,597,976
3	Flight Transfer - Transfer of surplus sales to Tunisian services	5,655,208
4	Bank of Commerce and Investment	4,137,738
5	Al Andalus Bank Company	2,238,815
6	Tadhamun Bank	2,060,800
7	Arab Islamic Investment Bank	1,575,585
8	(63) Salary transfers for foreigners	1,087,646
9	Mediterranean Bank	801,680
10	Al Ahly Sport Club	431,769
11	Wahda Bank	260,000
12	German Airlines	160,950
13	Royal Jordanian Airlines Branch	151,678
14	Embassy of the State of Qatar	4,665



**According to Beneficiary Country - Foreign Transfers (Salaries)**

Order.	Beneficiary Country	Value in USD
1	Egypt	15,635,841
2	Tunisia	6,278,412
3	United States	4,015,000
4	United Kingdom	3,569,611
5	Spain	3,262,008
6	Morocco	1,417,030
7	United Arab Emirates	1,366,153
8	India	1,201,730
9	Netherlands	1,091,215
10	China	759,094
11	Jordan	713,995
12	Mauritius	552,207
13	Türkiye	281,836
14	Malta	274,077
15	Belgium	189,120
16	France	179,406
17	Germany	160,950
18	Ukraine	104,245
19	Poland	97,735
20	Mali	72,625
21	Bulgaria	67,800
22	Philippines	66,030
23	Italy	56,630
24	Lebanon	35,330
25	Sudan	34,500
26	Uzbekistan	13,842
27	Moldova	11,864
28	Pakistan	6,000
29	Qatar	4,665



## Appendices

### Accepted coverage requests for all sectors from 1/1 – to 31/10/2024:

- List of all beneficiary companies and factories
- Purchase Orders by Goods or Services
- Purchase orders by country of origin of goods or services and the beneficiary country.

**Accepted Coverage Requests** ⓘ  
**List of all Companies and Factories - Private Sector** ⓘ  
**From 1/1 - to 31/10/2024** ⓘ

**"Descending order"** ⓘ

Order.	Company or factory	Value in USD
1	Alnaseem for Food Industries	152,282,916
2	Alsharq Alliby for Mills, Feeds, and Rice Milling	137,545,115
3	Wadi Alkof for Mills, Feeds, and Rice Milling	122,943,808
4	Allibiya Almottaheda for Beverage Packaging	121,477,551
5	Toyota Libya for Car Trade, Spare Parts, Import, and Export	111,541,898
6	Barniq Aviation	97,567,311
7	Aljaid for Foodstuffs Import	86,758,635
8	Africa for Beverage Packaging	78,016,512
9	Alsaraya Alraqiya for Foodstuffs, Fresh Vegetables, Fruits, Livestock, and Meat Import	77,864,366
10	Almabrouka for Foodstuffs Import	75,335,242
11	Sharian Alhayat for All Types of Feed, Supplements, Agricultural Equipment, Animal Seeds, and Grain Milling Import	75,000,000
12	Almaamoura for Food Industries, Mills, and Feeds	70,733,342
13	Allibiya Alkubra for Semolina and Flour Manufacturing	68,811,427
14	Joudi for Food Industries	67,113,528
15	Droub Libya for Transport Means and Accessories Import	64,244,250
16	Sima Allibiya for Foodstuffs, Livestock, and Meat Import	63,272,712
17	Almahir Aldawli for Mills and Feeds	57,664,421
18	Majmoat Alemtiaz for Transport Means and Accessories Import	57,207,365
19	Majmoat Alraidon for Building Materials Manufacturing	55,094,414
20	Alraihaan for Food Industries	54,523,476
21	Aljahiza for Foodstuffs Import	54,392,000
22	Yeld for Foodstuffs Import	53,414,375
23	Basmat Aljoda for Foodstuffs, Livestock, and Meat Import	52,041,217
24	Alfa for Medicines, Medical Equipment, Medical Products, and Mother and Child Supplies Import	51,636,941
25	Jabal Alkof for Car and Spare Parts Import	51,327,091
26	Khairat Alaidi for Foodstuffs Import	50,327,500

27	Jodat Almousim for Foodstuffs Import	48,931,500
28	Almajmoa Allibiya for Oil Services and Energy	48,620,320
29	Alwasl Almunir for Foodstuffs, Livestock, and Meat Import	42,292,112
30	Arous Albayda for Livestock and Meat Import, subsidiary of Akakus Holding	42,272,200
31	Alwisam Aldahabi for Flour, Mills, Feeds, and Rice Milling	41,176,565
32	Bostan Libya for Foodstuffs, Livestock, and Meat Import	40,653,483
33	Aljaid for Food Industries	40,335,425
34	Almaamoura for Agricultural and Animal Investment	40,242,653
35	Alibdaa for Detergent and Soap Manufacturing	40,233,910
36	Fardas for Pasta and Couscous Manufacturing	40,040,509
37	Majmoat Alemtiaz for Mills, Rice Milling, and Vegetable Oil Packaging	39,879,550
38	Riyada for Chemical and Raw Material Industries	39,686,010
39	Almabrouka for Food Industries	39,673,315
40	Tamr Hend for Car and Spare Parts Import	39,374,702
41	Alrafiq Alamthal for Building Materials Manufacturing	38,374,792
42	Aljibal for Feed Manufacturing	38,100,926
43	Adwa Alnizak for Electronic Devices and Accessories Import	37,409,017
44	Alajniha Allibiya Aviation Shareholding	36,882,501
45	Aljoda Alealamia Al'oola for Feed, Flour Mills, and Food Industries	36,323,145
46	Althamarat Allibiya for Foodstuffs Import	36,065,105
47	Majmoat Altawasul Almomyaz for Raw Materials Import	34,389,118
48	Alistithmariya for Engineering Industries and Metal Forming	32,874,766
49	Tareeq Alqara for Foodstuffs Import	31,911,998
50	Watan Almajd for Foodstuffs Import	31,310,092
51	Alzarka Aldawliya for Food Industries	30,636,417
52	Onyx for Building Materials, Paint, Putties, Plastic, and Raw Materials Manufacturing	29,397,200
53	Adri for Transport Means and Accessories Import	29,172,645
54	Alquds for Tank and Plastic Pipes Manufacturing	29,073,760
55	Almaamoura for Foodstuffs Import and Distribution	28,616,261
56	Almarai Alkhusba for Mills, Feeds, and Rice Milling	28,108,760
57	Alsahil for Livestock and Meat Import	28,107,783
58	Alsawahil Aldahabiya for Foodstuffs Import	27,899,564
59	Almasobat for Building Materials Manufacturing	27,751,713
60	Lamsat Alhayat for Medical Equipment, Medicines, and Medical Supplies Import	27,247,893

61	Mata'al Taawon for Feed Manufacturing	26,897,900
62	A'ali Alandalus for Food Industries	26,877,465
63	Bita for Cleaning Material Manufacturing	26,594,250
64	Armco for Paint Manufacturing	26,135,200
65	Adwa Africa for Foodstuffs, Livestock, and Meat Import	26,125,682
66	Almatin Alawal for Car and Spare Parts Import	25,646,000
67	Mafatih Alkhair for Electrical Equipment and Accessories, Electronic Devices, and Accessories Import	25,565,914
68	Omega for Chemical and Packaging Industries	25,494,400
69	Tarabulus Alkubra for Tomato and Foodstuff Packaging	25,421,440
70	Ishraqat Alamalam for Agricultural and Animal Investment and Poultry Farming	24,833,563
71	Bashair Alzahra for Food and Soft Drink Manufacturing	24,798,523
72	Alnil Alarabi for Oil Services	24,600,226
73	Lamar Benghazi for Plastic Manufacturing	24,425,278
74	Jama for Plastic Manufacturing	23,479,322
75	Almadhak Altayeb for Foodstuffs, Livestock, and Meat Import	23,431,073
76	Alsad Alhaditha for Mills, Feed, and Pasta Manufacturing	23,299,122
77	Alshams Alsatia for Food Industries	23,112,509
78	Majmoat Alfakhama for Metal Smelting and Forming	22,752,079
79	Allibiya Aljadida for Metal Manufacturing	22,673,079
80	Super for Building Materials, Paint, Plastic, and Raw Materials Manufacturing	22,397,400
81	Global for Building Materials, Paint, Putties, Plastic, and Raw Materials Manufacturing	21,892,620
82	Carthage for Food Industries	21,841,525
83	Alqaysar for Cleaning Material Manufacturing	21,813,125
84	Altaif for Foodstuffs Import	21,568,992
85	Altoroq Alhaditha for Asphalt and Insulating Material Manufacturing	21,548,301
86	Altaqnia Alkhadraa for Electrical and Electronic Equipment Import	21,396,383
87	Almutahida Alarabiya for Cleaning Material Manufacturing	20,773,300
88	Osoul Altaknologia for Electronic and Electrical Device Manufacturing	20,547,750
89	Majmoat Almowashi Alhaya for Foodstuffs, Livestock, and Meat Import	20,418,700
90	Alghitha Alsehhi for Foodstuffs Import	20,373,841
91	Ajwad Almoahadat for Car Import	20,237,134
92	Alsahil Alakhdar for Mills and Feeds	20,231,082
93	Kenz Libya for Mills, Feeds, and Rice Milling	20,112,805

94	Alnajaa Alkabir for Foodstuffs, Livestock, and Meat Import	19,988,163
95	Sama Almarai for Mills, Feed, and Rice Milling	19,862,057
96	Alasala Aldhahabiya for Mills and Rice Milling	19,567,590
97	Almaamoura Alawla for Foodstuffs Import	19,394,548
98	Jisr Alkhalij for Livestock and Meat Import	19,092,391
99	Aldawliya for Building Materials, Paint, Plastic, and Raw Materials Manufacturing	18,691,050
100	Alnakhwa Allibiya for Foodstuffs Import	18,647,494
101	Aleilmiya for Medicines, Medical Products, and Mother and Child Supplies Import	18,482,122
102	SAS for Building Materials, Paint, Plastic, and Raw Materials Manufacturing	18,460,300
103	Alnafetha Alsehhiya for Medical Equipment and Supplies Import	18,432,027
104	Attirab Allibi for Foodstuffs, Livestock, and Meat Import	18,351,073
105	Aldoroub for Bitumen and Insulating Materials Manufacturing	18,345,932
106	Ajyal Alata' Alwafir for Foodstuffs Import	18,288,000
107	Alkout Aljadeed for Heavy Machinery and Equipment Import	18,003,234
108	Alghitha Aldhahabi for Tomato Paste and Food Industries	17,866,250
109	Alfalk Alawal for Transport Means and Spare Parts Import	17,612,149
110	Alamana for Mother and Child Supplies Import	17,585,683
111	Albina'a Alteqni for Building Materials Import	17,495,171
112	Almansour for Asphalt and Petroleum Derivatives Manufacturing	17,464,100
113	Marsin for Household and Electrical Appliances Import	17,393,154
114	Almobtaker Alhadith for PVC Manufacturing	17,240,313
115	Alkhaleejia for Water and Oil Factory Equipment Manufacturing	16,973,137
116	Rawafid Alghitha for Foodstuffs Import	16,851,382
117	Alshajara Alshamkha for Foodstuffs, Livestock, and Meat Import	16,849,135
118	Abtihaj Altabea for Foodstuffs Import	16,741,106
119	Sama Almutawasit Aviation	16,733,581
120	Tanawas for Agricultural Machinery and Supplies Import	16,710,241
121	Alshurooq Alealami for Food Industries	16,608,600
122	Alamal Aleadima for Foodstuffs Import	16,602,000
123	Ro'aa Altaqaddom for Foodstuffs, Livestock, and Meat Import	16,568,110
124	Alsawla for Food Industries, Water Technology, and Plastic Products Manufacturing	16,530,096
125	Alomran for Car and Spare Parts Import	16,385,860
126	Alhiblo Alealamiya for Shipping Agencies	16,161,115
127	Alruwad Alealami for Transport Means and Accessories Import (LLC)	16,049,967

128	Alsahil Almotakadam for Foodstuffs Import	16,039,806
129	Al'ufuq for Mother and Child Supplies Import	16,037,098
130	Ard Ale'ta'a for Food Industries (LLC)	15,891,544
131	Alnajaah for Mesh Sheets Manufacturing	15,804,249
132	Almutawasit for Feed Manufacturing	15,765,000
133	Albunyan for Metal Smelting and Rolling	15,354,915
134	Alayadi Albaida for PVC Manufacturing	15,234,021
135	Aljidar Allibi for Transport Means and Accessories Import (LLC)	15,148,265
136	Aljoda Alraida for Foodstuffs Import	15,141,604
137	Alkhaleej Al'afriqi for Heavy Machinery and Equipment Import	15,129,850
138	Alzahra for Foodstuffs Import	15,118,316
139	Itar Alaman for Transport Means and Accessories Import	14,978,905
140	Altanmia Alhaditha for Iron Industries	14,926,946
141	Alkhibra for Shipping Agencies, affiliated with Natco Holding	14,923,646
142	Anwar Almadina for Electrical and Non-Electrical Equipment Import	14,839,019
143	Gargar for Agricultural and Animal Investment	14,781,396
144	Alqalaa Alhaditha for Building Materials, Plastic, and Raw Materials Manufacturing	14,752,050
145	Aseel for Baby Diaper and Tissue Manufacturing	14,670,079
146	Alwasal for Asphalt and Petroleum Insulation Manufacturing	14,589,620
147	Alkimiya for Building Materials, Paint, Plastic, and Raw Materials Manufacturing	14,581,300
148	Alfada' Aldhahabi for Foodstuffs Import	14,522,545
149	Nabd Alatlasi for Foodstuffs, Livestock, and Meat Import	14,494,714
150	Alsalam for Food Industries	14,464,250
151	Alnabq for Medicines, Medical Products, and Mother and Child Supplies Import	14,431,937
152	Alrabi for Feed Manufacturing	14,417,852
153	Alhusn Almateen for Iron Industries	14,380,435
154	Inaam Libya for Feed and Supplement Import	14,325,500
155	Altaqaddom Aldawli for Electrical and Non-Electrical Equipment and Spare Parts Import	14,256,956
156	Majmoat Almorwah for Mills, Feeds, and Rice Milling	14,250,237
157	Albawadi Alkhadra for Feed and Grain Milling Manufacturing	14,122,601
158	Taysir Aldawa'iya for Medical Equipment, Medicines, and Medical Products Import	14,068,498
159	Alrabi for Sponge, Furnishings, and Mattress Manufacturing	14,040,084
160	Neptune for Paint and Putty Manufacturing	13,955,700
161	Hokol Alwatan for Agricultural Machinery and Spare Parts Import	13,755,004

162	Asarya Aldhahabiya for Foodstuffs Import	13,590,945
163	Nawarat Libya for Foodstuffs Import	13,575,009
164	Alnaeem for Mills, Feeds, and Grains	13,497,500
165	Hadrian for Foodstuffs Import (Limited)	13,456,761
166	Panorama Libya for Feed Manufacturing	13,414,250
167	Alragas Alzarai for Agricultural Machinery and Supplies Import	13,390,144
168	Tarabulus Alooka for Mills and Feeds	13,338,000
169	Ashab Alnama for Agricultural Supplies and Seed Import	13,302,962
170	Alramah for Foodstuffs Import	13,116,975
171	Almateen for Foodstuffs Import	13,051,293
172	Rajha Aldawliya for Heavy Machinery and Equipment Import	12,991,000
173	Alrabia Alkhadra for Foodstuffs Import	12,982,281
174	Al'iqlim Aljadeed for Raw Materials Import	12,973,386
175	Alwahaat Almutajaddida for Foodstuffs Import	12,923,287
176	Alsad for Mills, Feeds, and Pasta Manufacturing	12,914,500
177	Alrabi Aljadeed for Foodstuffs Import	12,877,225
178	Alfatih for Mills and Feeds	12,833,641
179	Libya Alwataniya for Building Materials and Furniture Manufacturing	12,617,292
180	Alnawras for Feed, Mills, and Rice Milling Manufacturing	12,517,956
181	Al'araban for Medical Equipment, Medicines, and Medical Products Import	12,483,994
182	Altafouq for Medical Equipment and Mother and Child Supplies Import	12,476,062
183	Alatrj for Electronic Devices, Electrical Materials, and Mobile Phones Import	12,400,327
184	Alhadaba for Feed Manufacturing	12,275,839
185	Marmara Alandalus for Building Materials and Sanitary Ware Import	12,265,535
186	Alhulul Almutakamilah for Medicines and Medical Equipment Import	12,005,672
187	Alsamoud for Household Goods Import	11,937,198
188	Matla Alfajr for Decorative Items and Cleaning Materials Import	11,834,155
189	Alribat Alwathiq for Foodstuffs, Livestock, and Meat Import	11,823,924
190	Shua' Alaoula for Building Materials and Sanitary Ware Manufacturing	11,777,301
191	Allibiya Alsaeria for Civil Aviation, Handling, and Air Cargo	11,750,306
192	Luluat Alard for Agricultural Machinery and Spare Parts Import	11,712,978
193	Allibiya Aljadeeda for Car and Spare Parts Import	11,709,129
194	Sandra for Foodstuffs, Livestock, and Meat Import	11,543,519
195	Alahlam for Sponge and Mattress Manufacturing, affiliated with Natco Holding	11,518,123

196	Alra'id for Clothing and Sports Shoes Import (LLC)	11,486,950
197	Tawasul Libya for Electronics Import (Shareholding)	11,423,784
198	Everest for Food Industries	11,370,450
199	Alabraj Alatiqa for Foodstuffs Import	11,220,000
200	Alamal for Transport Means and Accessories Import (LLC)	11,129,675
201	Alsafeer Alealami for Tobacco and Cigarette Import	11,085,500
202	Alkheir Alrafie for Kitchen and Furniture Manufacturing	10,931,069
203	Alandalus for Feed and Derivative Manufacturing	10,927,918
204	Ard Alzaafaran for Foodstuffs Import	10,889,516
205	Almasa for Foodstuffs Import	10,773,880
206	Sama Alwatan for Electrical and Non-Electrical Equipment, Electronic Devices, and Spare Parts Import	10,754,582
207	Sand Aleamar for Building Materials and Sanitary Ware Import	10,738,409
208	Altomouh Alarabi for Foodstuffs Import	10,736,823
209	Albarka Alealamiya for Foodstuffs, Livestock, and Meat Import	10,731,121
210	Beta Polymer for Raw Material Manufacturing for Chemical Industries	10,698,600
211	Alqalaa Almutaaliqa for Building Materials, Paint, Plastic, and Raw Materials Manufacturing	10,685,100
212	Majmoat Athiqa Al'daima for Foodstuffs, Livestock, and Meat Import	10,587,492
213	Alwatak Alawal for PVC Manufacturing	10,572,287
214	Delta Alkheir for Building Materials and Sanitary Ware Import	10,537,317
215	Azhra Allibiya for Food Industries	10,516,784
216	Khairat Aljood for Agricultural Machinery and Spare Parts Import	10,454,160
217	Altawasol Alfareed for Electrical Devices and Household Materials Import	10,350,445
218	Qasreen Aldawaa for Medical Equipment, Medicines, and Medical Products Import	10,329,538
219	Aqar Almutamayez for Aluminum Manufacturing	10,269,034
220	Aman Alghad for Foodstuffs, Livestock, and Meat Import	10,243,637
221	Almadain for PVC Manufacturing	10,219,516
222	Alqimma Aldawliya for All Types of Aluminum Manufacturing	9,963,946
223	Najmat Alforsan for Foodstuffs Import	9,959,991
224	Carmen Altijariya for Medical Equipment, Medicines, and Medical Products Import	9,957,199
225	Nepal for Transport Means and Accessories Import	9,937,036
226	Afaq Alghad for Wooden Industries	9,935,782
227	Majma Albayan for Building Materials, Petrochemicals, and Chemicals Manufacturing	9,897,930
228	Basateen Aljannah for Food Industries	9,896,595

229	Africa Aljadida for Foodstuffs Import	9,892,386
230	Aljeera Alealamia for Foodstuffs, Livestock, and Meat Import	9,801,304
231	Alqalaa for Wooden Industries	9,794,302
232	Alsada for Medical Equipment and Supplies Import	9,780,382
233	Alemtiarz Aljadeed for Transport Means and Accessories Import	9,718,215
234	Altaliea Aljadeeda for Limited Liability Feed Manufacturing	9,707,189
235	Alwasal Allibiya for Mills and Feeds	9,688,037
236	Atlas Alfaniya for Food Industries	9,669,960
237	Janub Libya for Fruits, Vegetables, Foodstuffs, Livestock, and Meat Import	9,637,425
238	Alfajr Aljadeed for Grain Milling, Flour, and Rice Milling Manufacturing	9,600,000
239	Alkhairat Alealamiya for Transport Means and Accessories Import	9,572,561
240	Majmoat Almazra'a for Agricultural Machinery Import	9,566,793
241	Almays for Food Industries	9,523,595
242	Seiran for Medicines and Medical Equipment Import	9,486,033
243	Shamal Almotawasit for Foodstuffs Import	9,468,501
244	Nibras Alkheir for Feed and Grain Milling Manufacturing	9,466,399
245	Yabqa Alamal for Engineering Industries and Wire Drawing	9,421,840
246	Bab Almadina for Kitchen and Accessories Manufacturing	9,371,960
247	Almitaq Alhadith for PVC Manufacturing	9,309,520
248	Oya Aldawliya for Aviation	9,285,692
249	Hatoon for Foodstuffs Import	9,204,060
250	Alsanbula for Food Industries	9,159,197
251	Alkhibarat Aldawa'iyah for Medicines and Medical Equipment Import	9,148,712
252	Athiqa Alda'ima for Foodstuffs Import	9,144,122
253	Kayan for Water and Oil Factory Equipment Manufacturing	9,118,265
254	Alshofan for Agricultural Machinery and Spare Parts Import	9,028,644
255	Alreisha Aldhahabiya for Foodstuffs Import (LLC)	8,965,682
256	Muharikat Ydr for Transport Means and Accessories Import	8,960,885
257	Tawasul Alealam for Electronic Devices, Accessories, and Spare Parts Import	8,937,050
258	A'ali Almotawasit for Foodstuffs, Livestock, and Meat Import	8,897,050
259	Alhakim for Medicines and Medical Supplies Import	8,882,700
260	Alrafi' for Wooden Industries Manufacturing	8,863,364
261	Aman Altakhasosi for Electrical, Non-Electrical Equipment, and Electronic Devices Import	8,848,766
262	Emax Electro for Electrical and Electronic Equipment Import	8,815,482

263	Alra'is for Wooden Furniture Manufacturing	8,813,982
264	Aldar Alarabiya for Foodstuffs, Livestock, and Meat Import	8,797,136
265	Alam Alaman for Foodstuffs Import	8,785,916
266	Hattin Alealamia for Raw Materials Import	8,770,144
267	Alhareth for Agricultural Machinery and Supplies Import	8,711,801
268	Aljami'ah Alistihlakia for Foodstuffs, Livestock, and Meat Import	8,685,624
269	Idaran for Foodstuffs, Livestock, and Meat Import	8,682,754
270	Alzahraa for Food Industries	8,668,567
271	Wasel Allibiya for Transport	8,638,320
272	Alnajaah Alraida for Engineering Industries	8,555,137
273	Maysan for Food Industries	8,488,276
274	Albarka Alsafia for Medicines, Medical Products, and Mother and Child Supplies Import	8,405,102
275	Alkuadar Almutajaddida for Kitchen Manufacturing	8,394,629
276	Almajal Alzakhir for Electrical, Non-Electrical Equipment, and Electronic Devices Import	8,333,568
277	Al'ufuq Alsatia for Raw Materials Import	8,307,393
278	Alnajaah for Building Materials and Sanitary Ware Import	8,292,398
279	A'ihitimam for Medical Equipment, Medicines, and Mother and Child Supplies Import	8,242,353
280	Hokool Al'oola for Agricultural Machinery, Supplies, and Spare Parts Import	8,190,461
281	Taj Alwoqar for Electrical and Non-Electrical Materials Import	8,176,605
282	Ajiyad Libya Aloola for Building Materials and Sanitary Ware Import	8,098,969
283	Almorouj for Kitchen Manufacturing	8,080,159
284	Almandar Alawal for Feed and Derivative Manufacturing	8,037,000
285	Homi for Distribution, Packing, and Packaging	8,025,735
286	Altaa'awon Alsatia for Building Materials and Sanitary Ware Import	8,024,941
287	Almajoa Almutahida for Electronics and Electrical Device Assembly and Manufacturing	7,989,457
288	Alrafi' for Aluminum and PVC Door and Window Manufacturing	7,985,869
289	Alfoulath for All Types of Aluminum Manufacturing	7,968,603
290	Alratil wa Shuraka'uhu for Building Materials and Plastic Pipes Manufacturing	7,920,112
291	Qimam Alsaahil for Electrical, Non-Electrical Materials, and Spare Parts Import	7,918,428
292	Alekleel Alealami for Electrical and Electronic Equipment Import	7,913,812
293	Alnour Altayib for Feed Manufacturing	7,906,800
294	Altaliea for Limited Liability Feed Manufacturing	7,893,678
295	Almuqoud Alserie for Oils, Tires, and Batteries Import	7,884,018
296	Alzein Aldawliya Aljadeeda for Medical Equipment and Supplies Import	7,827,675

297	Alfakhama Aldhababiya for Flour Mills and Feed Manufacturing	7,811,600
298	Alnajm Alsatie Alfidhi for Agricultural Machinery and Supplies Import	7,809,646
299	Allamsa Alakhira for Wooden Furniture Manufacturing	7,750,105
300	Altarabot Almateen for Iron Industries	7,744,753
301	Libo Plast for Extrusions, Covers, and Food Packaging Material Manufacturing	7,714,992
302	Al'aimada Aldawliya for All Types of Iron Manufacturing	7,686,952
303	Alkhiyoul Aldhababiya for Building Materials and Sanitary Ware Import	7,665,217
304	Alseil Plast for Plastic Industries	7,655,864
305	Alnajm Alsa'ed for Heavy Machinery, Equipment, and Spare Parts Import	7,646,258
306	Safari for Foodstuffs Import	7,616,463
307	Altamad for Poultry Rearing and Hatchery	7,606,935
308	Albina' Athabit for Kitchen and Furniture Manufacturing	7,580,663
309	Alrea's Allibi for Medical Equipment, Medicines, and Medical Products Import	7,565,350
310	Aldaqa Aldawliya for PVC Manufacturing and Derivatives	7,565,264
311	Albayt Albasiit for Electrical Devices Import	7,560,709
312	Alsafi for Electrical and Non-Electrical Devices, Spare Parts, and Electronic Devices Import	7,553,253
313	Ikhtiark Alafdal for All Types of PVC Manufacturing	7,493,879
314	Alemeen for Cleaning Material Manufacturing	7,460,712
315	Zahra Alyasmeen for Agricultural Equipment Import	7,434,153
316	Safari for Building Materials, Paint, Plastic, and Raw Materials Manufacturing	7,410,600
317	Layth Al'oola for Agricultural Machinery and Spare Parts Import	7,397,276
318	Hadaeq Alnaseem for Food Industries	7,387,230
319	Royal for Chemical and Raw Material Industries	7,375,100
320	Najm Alta'alok Alraqi for Agricultural Machinery and Supplies Import	7,373,595
321	Altawasul Aljadeed for Aluminum, PVC, and Wooden Door, Window, and Decoration Manufacturing	7,355,163
322	Aljoda for Feed and Poultry Farming	7,320,600
323	Polizan for Paint, Putty, and Chemical Material Manufacturing	7,287,300
324	Dar Attakhasos for Electronic and Electrical Device Import	7,255,617
325	Khalij Assidra for Transport Means and Accessories Import	7,253,793
326	Snaw Aldawliya for Foodstuffs Import	7,202,344
327	Aljof for Paint and Putty Manufacturing	7,165,500
328	Tabouk for Electrical and Electronic Device Manufacturing	7,164,524
329	Atmar Almuttahida for Foodstuffs Import	7,150,272

330	Aljothour for Building and Sanitary Materials Import	7,114,674
331	Provimi Albahr Almutawasit for Feed Manufacturing (Shareholding)	7,075,597
332	Alburooj Almutahida Al'oola for Feed and Grain Manufacturing	7,072,500
333	Albarq Almodi for Mother and Child Supplies Import	7,050,192
334	Alandalus for Oil Refining and Packaging	7,047,481
335	Alruwad for Sponge and Mattress Manufacturing	7,038,000
336	Alra'id Allibi for Foodstuffs, Livestock, and Meat Import	7,035,600
337	Basmaty for Food Industries	6,987,500
338	Alramal Alaoula for Feed and Derivative Manufacturing	6,987,133
339	Alsahra' Aldawliya for Food Industries	6,961,680
340	Albozour Al'oola for Feed and Derivative Manufacturing	6,951,513
341	Majmoat Alkhalij Alzاهر for Foodstuffs Import	6,949,387
342	Adwaa Alqara Boli for Flour Mills	6,910,325
343	Wadi Banour for Food Industries	6,887,886
344	General for Building Materials, Paint, Plastic, and Raw Materials Manufacturing	6,886,800
345	Visa Libya for Generators and Electrical and Non-Electrical Equipment Import	6,846,198
346	Almuheet Alraida for Electrical and Non-Electrical Devices, Spare Parts, and Equipment Import	6,843,408
347	Majmoat Almotawireen for Aluminum and PVC Manufacturing	6,840,546
348	Alrahbah Alhaditha for Electrical and Non-Electrical Equipment and Spare Parts Import	6,837,458
349	Alnajaah for Insulated Panels and Prefabricated Houses Manufacturing	6,834,058
350	Alsadada for Agricultural and Animal Production	6,812,141
351	Al'ufuq Aldawliya for Decorative Items and Cleaning Materials Import	6,807,907
352	Alkhiam for PVC Manufacturing	6,800,396
353	Alramal for Mother and Child Supplies Import	6,795,600
354	Almahsool Alakhdar for Rice Milling, Food Industries, and Flour Milling	6,750,000
355	Als'adi for Agricultural and Animal Production	6,732,961
356	Alkhat Almudii Aljadeed for Electronic, Electrical, Household Equipment, and Spare Parts Import	6,732,018
357	Janan Alkhair for Foodstuffs Import	6,718,915
358	Tamar Almousim for Agricultural Equipment Manufacturing	6,708,685
359	Alrehab for Car and Spare Parts Import	6,693,245
360	Albina' Almethali for Electrical and Non-Electrical Equipment, Spare Parts Import	6,664,241
361	Alsahil Alhadith for Livestock and Meat Import	6,633,387
362	Farah for Food Industries	6,625,000

363	Alwataniya for Plastic and Packaging Materials Manufacturing	6,617,305
364	Alfardous Alkhadra for Tractors, Agricultural Equipment, and Materials Import	6,604,495
365	Alyarmouk Alhadith for Aluminum Manufacturing	6,583,702
366	Alhasad Adda'im for Agricultural Machinery and Spare Parts Import	6,566,653
367	Albarka for Oil Refining and Packaging	6,563,707
368	Alsafwa for Electrical and Non-Electrical Devices, Spare Parts, and Electronic Devices Import	6,560,372
369	Itar Atta'ameer Holding	6,548,283
370	Platinum Aloola for Raw Materials Import	6,526,836
371	Alfonoon for Book and Stationery Import	6,456,574
372	Alartiqaa Almomayaz for Food Industries, Mills, and Rice Milling	6,443,370
373	Alshurooq Allibiya for Mills and Feeds	6,434,302
374	Alghowaytat for Tire and Battery Import	6,413,307
375	Noor Alkanari for Egg Hatchery and Poultry Production	6,349,573
376	Rawafid Almustaqbal for Foodstuffs Import	6,337,783
377	Attilal Allibiya for Foodstuffs Import	6,331,925
378	Aldawliya for Electrical and Household Materials Import	6,327,449
379	Qaraji for Transport Means and Accessories Import (LLC)	6,290,027
380	Alghout for Clothing, Textiles, and Leather Products Import	6,267,096
381	Attawasul Almotakamel for Building Materials Import	6,263,017
382	Alqita'a Althabit for Aluminum Manufacturing	6,249,130
383	Alghitha Allibi for Foodstuffs, Livestock, and Meat Import	6,247,731
384	Labika for Food Industries	6,247,489
385	Bawabat Alquds for Feed, Flour, and Grain Milling Manufacturing	6,240,000
386	Alwan for Paper and Cardboard Industries	6,224,000
387	Alwahaj for Foodstuffs, Livestock, and Meat Import	6,184,615
388	Qimmat Aljibal for Electronic and Electrical Industries	6,148,164
389	Noqous Libya for Building and Sanitary Materials Import	6,112,000
390	Almadina Misrata for Paint, Putty, and Construction Chemicals Manufacturing (affiliated with Almadina Misrata Holding)	6,111,797
391	Alistimrar for Foodstuffs Import	6,077,136
392	Bayan for Paper and Plastic Industries	6,048,351
393	Alsaqiya for Foodstuffs, Livestock, and Meat Import	6,028,574
394	Alwated Almunir for Electrical and Electronic Industries and Accessories	5,987,519
395	Almuqaddad for Foodstuffs Import	5,978,630

396	Almontaj Alawal for Livestock and Meat Import	5,965,139
397	Alsafez Alraqi for Household Goods and Electrical Equipment Import	5,959,334
398	Almazraa Aljadeeda for Livestock, Meat, and Foodstuffs Import	5,951,663
399	Almays for Medicines, Medical Products, and Mother and Child Supplies Import	5,936,209
400	Sokra Alealamia for Foodstuffs Import	5,934,402
401	Almae'da Alraqi'a for Foodstuffs Import	5,917,509
402	Darsaf Libya for Ceramic, Porcelain, and Sanitary Ware Manufacturing	5,896,460
403	Alwa'ad Almotamayez for Electronic and Household Appliance Import	5,871,293
404	Tripolis for Mills and Feeds	5,865,000
405	Almousim for Food Industries and Rice Milling	5,850,000
406	Tajoura Alhayat for Food Industries	5,849,963
407	Alam Alghitha for Foodstuffs Import	5,848,800
408	Najmat Almotawasit for Raw Materials Import	5,840,850
409	Alghitha Aljadeed for Agricultural Equipment and Machinery Import	5,827,344
410	Alsanobar for All Types of Aluminum Manufacturing	5,814,761
411	Souq Alkhamis for Feed Manufacturing	5,806,500
412	Afdal Ikhtiyar for Mother and Child Supplies Import	5,805,194
413	Dana for Metal Furniture Manufacturing	5,734,848
414	Amwaj Almoheet for Food Industries	5,728,229
415	Aljissor for Agricultural Machinery and Equipment Import	5,724,508
416	Mafaza for Petrochemical Industries	5,705,365
417	Almotawar Alhadith for Software Devices and Data Centers Manufacturing	5,704,380
418	Alnizak Almudii for Car and Spare Parts Import	5,702,700
419	Almarsa for Metal Furniture Manufacturing	5,700,652
420	Mafaza Shamal Africa for Car, Spare Parts, Oils, and Accessories Import	5,645,716
421	Akwat Alkhair for Food Industries	5,637,320
422	Buthoor Alkhair Aloola for Agricultural Supplies and Equipment Import	5,633,080
423	Alqubtan for Foodstuffs Import	5,601,900
424	Aldafater for Paper and Plastic Industries	5,585,180
425	Alsawaaed Alealamia for Foodstuffs, Livestock, and Meat Import	5,581,465
426	Mujama Albibass for Plastic Industries	5,579,682
427	Najmat Alsahil for Agricultural Equipment and Machinery Import	5,529,076
428	Alemtiaz Alhadith for Building and Sanitary Materials Import	5,528,306
429	Albariq Aldawli for Electronic and Electrical Equipment Manufacturing	5,526,400

430	Almoda Alsihiya for Cotton Products Manufacturing	5,454,767
431	Wakeel Zlitan for Foodstuffs, Fruits, and Meat Import	5,452,750
432	Alafdaliya Alda'ima for Foodstuffs, Livestock, and Meat Import	5,452,302
433	Mafaz for Engine and Transport Means Import	5,427,475
434	Alreef for Foodstuffs Import	5,426,706
435	Alqalaa for Aluminum and PVC Door and Window Manufacturing	5,388,010
436	Albahera for Building Materials Manufacturing	5,371,645
437	Noor Altaqaddom for Foodstuffs Import	5,346,810
438	Alayn for Food Industries and Water and Juice Packaging	5,312,737
439	Alsad Aljadeed for Feed and Derivative Manufacturing	5,310,000
440	Riyadh Almadina for Foodstuffs Import	5,299,837
441	Majmoat Altawasul Aljadeed for Raw Materials Import	5,291,808
442	Wadi Alamal for Food Industries	5,291,426
443	Aljazeera Aloola for Tire and Battery Import	5,286,001
444	Alakhasb Almalakiya for Building and Sanitary Materials Import	5,252,012
445	Alemeer Allibi for Foodstuffs, Livestock, and Meat Import	5,250,792
446	Azeitouna Alaseela for Foodstuffs Import	5,190,631
447	Afif for Foodstuffs Import	5,185,880
448	Alamal for Medical Equipment and Medicines Import	5,175,108
449	Athil for Feed and Flour Milling Manufacturing	5,174,500
450	Alkhalij Alzaher for Food Industries	5,160,886
451	Altasakhier Aldawliya for Agricultural Machinery and Equipment Import	5,129,860
452	Alam Alibdaa for Medical Equipment Import	5,122,621
453	Janub Almutawasit for Food Development	5,118,764
454	Tareeq Alnaeem for Agricultural Machinery and Equipment Import	5,105,150
455	Alshamila Altibbiya Almuhaduda for Medicines and Medical Equipment Import	5,080,843
456	Alafia for Medicines and Medical Equipment Import	5,072,317
457	Alshouf for Foodstuffs Import	5,061,771
458	Kunooz Alsahil for Foodstuffs, Livestock, and Meat Import	5,060,309
459	Mawasim Alkhair for Feed Manufacturing (affiliated with Noor Holding Group)	5,060,000
460	Dar Qurtuba for Medical Equipment, Medicines, and Medical Supplies Import	5,047,551
461	Albadil Altibbi for Medical Equipment and Medicines Import	5,045,162
462	Tanawas Albina for Building and Sanitary Materials Import	5,013,380
463	Almaali Alwataniya for Furniture, Door, and Window Manufacturing	4,991,948

464	Nasem Libya for Decorative Items and Cleaning Materials Import	4,970,114
465	Aali Sidra for Building Materials Manufacturing	4,967,563
466	Althania for Tomato Paste Packaging and Manufacturing	4,967,477
467	Rawan Alamal for Foodstuffs, Livestock, and Meat Import	4,964,721
468	Alsindan Almutaliq for Food and Soft Drink Manufacturing	4,912,034
469	Aldania Alkubra for Household and Electrical Goods Import	4,910,536
470	PharmaLis Libya for Medicines and Medical Supplies Import	4,909,003
471	Alistithmariya for Mills, Rice Milling, and Feeds	4,899,000
472	Riyadh Libya for Foodstuffs Import	4,889,199
473	Sahl Alfadheel Abu Omar for Agricultural Machinery and Equipment Import	4,883,399
474	Alfadheel for Tire Import	4,881,619
475	Alemeer Allibi for Food Industries	4,870,022
476	Adraj Albina for Building Materials Manufacturing	4,860,248
477	Maas for Plastic Industries	4,831,376
478	Riyadh for Food Industries	4,760,047
479	Tuyour Aljannah for Book and Stationery Import	4,755,524
480	Alghayda for Foodstuffs Import	4,729,447
481	Alsadaqa Aldawliya for Various Transport Means and Spare Parts Import	4,655,991
482	Alalama Aldawliya for Livestock and Meat Import	4,614,037
483	Qalam Almutamayezon for Stationery Import	4,608,000
484	Lamsat Ibdad for Clothing, Fabric, and Textile Manufacturing	4,603,400
485	Alam Aleteqan Alool for IT Technology	4,589,015
486	Alqaysar for Building and Sanitary Materials Import	4,585,815
487	Aleqariyah Alhaditha for Building and Sanitary Materials Import	4,581,407
488	Nojoom Tripoli for Electrical, Electronic, and Household Appliance Import	4,580,671
489	Altaaj Alarika for Electronic and Electrical Equipment and Spare Parts Import	4,528,007
490	Alghazala Allibiya for Foodstuffs Import	4,514,214
491	Loran for Foodstuffs, Meat, and Livestock Import	4,498,200
492	Alsaaqiya Almotahida for Raw Materials Import	4,493,484
493	Rahbat Albarka for Foodstuffs Import	4,486,641
494	Aldawliya for Medicines and Medical Equipment Import	4,485,724
495	Alminhal for Medicines, Medical Products, and Mother and Child Supplies Import	4,463,668
496	Alburj Alfidu for Electronic and Household Appliance Import	4,460,925
497	Aldanob for Foodstuffs Import	4,455,357

498	Attawasul Alool for Paper Industries	4,452,425
499	Sama for Wooden Industries	4,451,925
500	Aljihad Aloola for Electrical, Non-Electrical Equipment, and Spare Parts Import	4,449,316
501	Almubhara for Metallic and Electronic Chips Manufacturing	4,443,240
502	Allibiya Aldawliya for Foodstuffs Import	4,427,757
503	Lamis Alwiqaya for Mother and Child Supplies Import	4,419,290
504	Alqirtas for Paper and Cardboard Manufacturing	4,414,587
505	Akno for Foodstuffs Import	4,405,277
506	Alronaq for Wooden Industries Manufacturing	4,402,920
507	Alnoor for Grain Milling and Rice Milling	4,394,600
508	Sijad Tripoli for Carpet Manufacturing	4,381,349
509	Shamal Africa for Soap and Cleaning Product Manufacturing	4,375,084
510	Alawtar Alsinaiya for Electronic and Electrical Device Manufacturing	4,361,259
511	That Alborooj for Aluminum Manufacturing	4,347,231
512	Alrawabi Aldhahabiya for Building and Sanitary Materials Import	4,346,415
513	Alsalabah Allibiya for Iron Industries	4,342,939
514	Arkan Libya for Furniture Manufacturing	4,325,263
515	Alzawiya Oil for Oil and Car Accessories Import	4,319,751
516	Alnistr Aldhahabi Aloola for Electrical and Electronic Equipment Import	4,319,702
517	Alraqam Alawal for Electrical and Electronic Equipment Import	4,318,501
518	Almaamoura for Poultry Hatchery	4,307,795
519	Gharb Almotawasit for Cleaning Materials Import	4,306,162
520	Ale'tiqan Mobile for Electronic and Electrical Equipment Import	4,269,014
521	Alnarjis Aldawliya for Mother and Child Supplies Import	4,240,100
522	Alnokhba Almudia for Wooden and Metal Furniture Manufacturing	4,231,323
523	Alburooj Al'aali for Electronic and Electrical Industries	4,213,140
524	Alsabl Almasoomah for Agricultural Machinery and Equipment Import	4,200,620
525	Attahadi Alkhalid Aljadeed for Food Industries	4,191,002
526	Almasa Aldawliya for Medical Equipment, Medicines, and Medical Supplies Import	4,173,603
527	Alhawatif Almutaharrika for Electronic Devices, Accessories, and Spare Parts Import	4,173,390
528	Libya Aljadeeda for Car and Spare Parts Import	4,165,771
529	Almazraa Allibiya Aloola for Foodstuffs, Livestock, and Meat Import	4,152,125
530	Masnaa Misrata for Plastic Pipe Manufacturing	4,151,800
531	Diqqat Alikhtiyar for Electrical and Non-Electrical Equipment and Spare Parts Import	4,148,572

532	Alnaseem for Household and Electrical Goods Import	4,145,143
533	Jibal Libya for Heavy Machinery, Equipment, and Spare Parts Import	4,133,262
534	Almurabi for Feed Manufacturing and Milling	4,128,794
535	Alam Aljadeed for Electronic Manufacturing	4,116,550
536	Masnaa Almajdoob for Marble Cutting and Shaping	4,107,140
537	Mazare'e Alkhairat for Feed Manufacturing and Milling	4,100,100
538	Anwar Misrata for Electrical, Non-Electrical Equipment, and Spare Parts Import	4,079,574
539	Alalama Alwataniya for Food Industries	4,078,547
540	Afaq Almajara for Livestock and Meat Import	4,075,883
541	Aldhow' Alabyad for Electronics, Electrical Goods, and Spare Parts Import	4,072,400
542	Albadil Aljadeed for Transport Means and Accessories Import	4,061,000
543	Almuthalath for Electrical Industries (LLC)	4,055,264
544	Muharikat Alfa for Car and Spare Parts Import (LLC)	4,034,941
545	Rawnq Libya for Medical Equipment, Medicines, and Medical Supplies Import	4,030,018
546	Qimat Altawasul for Transport Means and Accessories Import	4,016,512
547	Makamin Aloola for Furniture Manufacturing	4,002,669
548	Aabirat Albihar for Tobacco and Cigarette Import	3,978,087
549	Qutais for Electrical and Non-Electrical Equipment and Spare Parts Import	3,962,060
550	Elaf Aldawliya for Clothing and Shoes Import (affiliated with Elaf Al'oola Holding)	3,944,900
551	Altamayyuz Alarabi for Building and Sanitary Materials Import	3,932,955
552	Anabib Misrata for Plastic Pipe and Accessories Manufacturing	3,923,055
553	Alwaha for Paint Manufacturing	3,922,357
554	Najmat Alforsan for Food Industries	3,922,000
555	Darsaf for Marble and Granite Manufacturing	3,919,062
556	Alrawdah for Aluminum and PVC Manufacturing	3,899,322
557	Almotakhas Alhadith for Food and Soft Drink Manufacturing	3,897,600
558	Alzajel for Kitchen and Furniture Manufacturing	3,891,217
559	Dar Alyusr for Food Industries	3,881,345
560	Altareq for Iron Industries	3,875,000
561	Alkuf for Foodstuffs Import	3,833,580
562	Taj for Aviation	3,781,206
563	Alikhtiyar Alamthal for Aluminum Manufacturing	3,770,688
564	Altaqnia Aldawliya for Medical Equipment and Supplies Import	3,761,844
565	Arwad for Oil and Car Lubricants Import	3,745,071

566	Jawaher Nafisa for Food Industries	3,725,000
567	Attawasul for Wooden Industries Manufacturing	3,720,271
568	Sabil for Cleaning Product Manufacturing	3,700,000
569	Alhadatha Alasriya for Iron Industries	3,690,194
570	Duroob Libya Aldawliya for Plastic Industries	3,684,930
571	Altarabot for Door, Window, and Geometric Shape Manufacturing	3,680,206
572	Al'iqlim for Foodstuffs and Meat Import	3,673,185
573	Altarabulsi for Clothing, Fabric, and Textile Import	3,668,217
574	Alyam for Foodstuffs Import	3,663,426
575	Jisour Alnahda for Foodstuffs, Livestock, and Meat Import	3,662,744
576	Asimat Alamal for Foodstuffs Import	3,650,494
577	Alriyada Albahriya for Shipping Agencies	3,635,870
578	Bin Tahir Factory for Household and Office Furniture Manufacturing	3,622,285
579	Aseel Alhurr for Aluminum Manufacturing	3,619,062
580	Almubarmij Alhadith for Electronic and Electrical Equipment and Accessories Import	3,608,394
581	Almathalathat for Food Industries (Shareholding)	3,595,088
582	Alsharq Alawsat for Heavy Machinery Manufacturing	3,592,000
583	Sama Altaqaddom for Aluminum, PVC, Wood, and Gypsum Board Door, Window, and Decoration Manufacturing	3,590,039
584	Alwiqaya for Medical Equipment, Medicines, and Medical Supplies Import	3,586,805
585	Alsind Alawal for Furniture Manufacturing	3,569,155
586	Alawafi for Foodstuffs Import	3,569,117
587	Alzarai Aldawli for Agricultural Equipment and Supplies Import	3,548,634
588	Sokra for Food Industries	3,535,000
589	Almajmoa Almotahida for Foodstuffs Import	3,520,595
590	Almomtaz for Shipping Agencies	3,515,452
591	Al'ayn Aloola for Foodstuffs Import	3,472,830
592	Attahalof for Livestock and Meat Import	3,464,502
593	Almadad Almutaqaddem for Electronic and Electrical Equipment and Accessories Import	3,454,208
594	Almoheet for Electrical and Non-Electrical Equipment and Spare Parts Import	3,450,207
595	Awraass Aljadeeda for Furniture Manufacturing	3,430,877
596	Alsand for Wooden Industries	3,417,061
597	Anoud Aljabal for Foodstuffs Import	3,399,898
598	Almarkabat Almottahida for Transport Means and Accessories Import	3,385,861

599	Elaf Alyasmeen for Mother and Child Supplies Import	3,377,840
600	Qasr Alhamrayah for Foodstuffs, Livestock, and Meat Import	3,333,557
601	Almubaraka for Food Industries	3,314,210
602	Alzein Aldawliya for Foodstuffs Import	3,309,747
603	Aseel for Cleaning Materials Import	3,307,752
604	Barniq for Industrial Machinery and Equipment Import	3,281,759
605	Suluq for All Types of Feed and Mill Manufacturing	3,269,118
606	Alsultan for Plastic Industries	3,267,268
607	Altakamul for Corrugated Sheet Metal Manufacturing	3,240,070
608	Alaseel for Feed Manufacturing	3,236,700
609	Altariq for Agricultural Supplies Import	3,213,770
610	Almasar Aljadeed for Transport Means and Accessories Import	3,213,379
611	Annojoum Aldhahabiya for Car and Spare Parts Import	3,212,945
612	Alfaeq Almutamayez for Artistic Industries	3,200,000
613	Injaz Alwataniya for Building Materials Manufacturing	3,187,800
614	Allibiya Almottaheda for Wood Product Manufacturing	3,187,546
615	Aldhura for Agricultural Supplies and Spare Parts Import	3,184,423
616	Alijma' for Household and Electrical Equipment Import	3,180,361
617	Alqaws Alealamiya for Transport Means, Accessories, Oils, and Grease Import	3,179,683
618	Mateen for Cleaning Materials Import	3,179,435
619	Alistiqlal for Foodstuffs Import	3,171,433
620	Sada Alaswaq for Electrical and Non-Electrical Equipment and Spare Parts Import	3,161,423
621	Almotakaddemoon Allibiyoona for Electronic and Electrical Equipment and Accessories Import	3,146,837
622	Assayadilah for Medicines and Medical Supplies Import	3,146,762
623	Awslein for Medical Equipment, Devices, and Supplies Import	3,143,804
624	Majmoat Almarj for Foodstuffs, Livestock, and Meat Import	3,130,187
625	Elaf Aldawliya Almottaheda for Clothing, Shoes, Textiles, and Leather Products Import	3,130,000
626	Aboshanab for Foodstuffs Import	3,128,746
627	Alriyadah for Iron Industries	3,118,508
628	Almosamem Almutamayez for Building and Sanitary Materials Manufacturing	3,110,000
629	Attahadi Alawal for Electronic Manufacturing	3,103,286
630	Aljuzur Azzahira for Electrical and Non-Electrical Equipment and Accessories Import	3,102,311
631	Alnibras for Foodstuffs, Livestock, and Meat Import	3,100,262
632	Almontaj Alburaq for Cleaning and Cosmetic Materials Manufacturing	3,100,000

633	Zakharif for Furniture Manufacturing	3,076,667
634	Alekleel for Decorative Items and Cleaning Materials Import	3,075,800
635	Alataib for Foodstuffs, Livestock, and Meat Import	3,071,755
636	Salalah for Furniture, Door, and Window Manufacturing	3,056,042
637	Alshouf for Building Materials Manufacturing	3,054,000
638	Alhazel Almutamayez for Sponge and Mattress Manufacturing (LLC)	3,040,558
639	Alra'idah for Building Materials Manufacturing	3,008,056
640	Ras Almajan Factory for Aluminum and PVC Door, Window, and Geometric Shape Manufacturing	3,007,690
641	Ru'ya Almustaqbal for Foodstuffs Import	3,000,180
642	Sayidat Alghitha for Foodstuffs, Livestock, and Meat Import	2,998,800
643	Altaqaddom Aldawliya for Cleaning Materials Manufacturing	2,993,223
644	Almustaqbal Alwadih for Mother and Child Supplies Import	2,980,527
645	Almasar Alawal for Raw Materials Import	2,973,204
646	Alha'is for Clothing, Textiles, and Leather Products Import	2,967,266
647	Alkhabir Almoalej for Building and Sanitary Materials and Accessories Import	2,962,521
648	Qalb Almoheet for Foodstuffs, Fruits, Livestock, and Meat Import	2,952,508
649	Almoroona for Raw Materials Import	2,938,848
650	Talia for Foodstuffs Import	2,927,110
651	Almihrath Aljadeed for Agricultural Equipment and Supplies Import	2,926,100
652	Almeamar Altam for Electrical and Non-Electrical Equipment Import	2,925,284
653	Majmoat Alwafi for Agricultural Equipment and Spare Parts Import	2,905,603
654	Alsada Altibbiya for Medicines, Medical Equipment, and Pharmaceutical Supplies Import	2,886,000
655	Asas Albarmaja for Software Manufacturing	2,858,500
656	Alam Almodi for Electrical and Non-Electrical Equipment and Spare Parts Import	2,853,835
657	Alnasia Alithadeya for Foodstuffs, Livestock, and Meat Import	2,830,500
658	Alfa for Electrical and Equipment Supplies Import	2,826,453
659	Almohandisoon Almotahidoon for Construction and Engineering Works	2,814,914
660	Jawharah Alsinaiya for Aluminum and PVC Manufacturing	2,811,200
661	Aljadeed for Iron Industries	2,801,418
662	Batool Aljabal for Brick, Building Materials, and Complements Manufacturing	2,800,000
663	Alta'aluq Albahir Alawal for Electronic, Household, and Electrical Equipment and Accessories Import	2,796,053
664	Tawasol Alghad for Foodstuffs Import	2,761,506

665	Alru'ya Alealamia for Paint and Putty Manufacturing	2,750,905
666	Almajarah for Foodstuffs Import	2,750,048
667	Alnajmah for Soap Manufacturing	2,741,594
668	Almohtarifeen for Furniture Manufacturing	2,728,128
669	Nawarat Asharq for Foodstuffs Import	2,712,116
670	Noor Alqamar for Electronic and Electrical Industries	2,705,740
671	Assafar for Agricultural Equipment and Spare Parts Import	2,703,250
672	Almoktashef Aldawliya for IT and Security Systems	2,700,000
673	Wafira Alghitha for Foodstuffs Import	2,687,074
674	Alfurooj Almoomayaz for Foodstuffs, Livestock, and Meat Import	2,686,629
675	Almurabi for Feed Manufacturing	2,684,300
676	Alam Altaqnia for Paper and Plastic Cup Manufacturing	2,679,416
677	Alfa for Food Industries, Mills, and Feeds (LLC)	2,671,214
678	Ard Alkhairat for Coffee Manufacturing	2,670,798
679	Aslanta for Foodstuffs, Livestock, and Meat Import	2,661,038
680	Sultan Albarka for Foodstuffs Import	2,655,790
681	Elektron Altiqariya for Electrical and Non-Electrical Equipment and Spare Parts Import	2,651,700
682	Akleel for Medical Equipment and Medicines Import	2,650,114
683	Abna' Balhaj Factory for Aluminum and PVC Door and Window Manufacturing	2,632,949
684	Karzaz for Building and Sanitary Materials and Accessories Import	2,620,687
685	Afdal Alashkal for Electronic and Electrical Device Manufacturing	2,616,630
686	Almuaharat Allibiya for Car and Spare Parts Import	2,616,619
687	Rand for Food Industries	2,608,314
688	Alebhaar Alfani for Foodstuffs, Livestock, and Meat Import	2,592,050
689	Sultan Alkhair for Foodstuffs Import	2,582,500
690	Alanzima Almotakaddimah for Electronic Devices, Accessories, and Spare Parts Import	2,560,996
691	Kondor Libya for Electrical and Non-Electrical Equipment and Spare Parts Import	2,556,237
692	Larin for Agricultural Equipment and Spare Parts Import	2,555,770
693	Dana Alibdaa for Mother and Child Supplies Import	2,549,136
694	Aljawhara for Cleaning Materials Import (LLC)	2,547,200
695	Almadmoona for Building and Sanitary Materials Import	2,538,732
696	Al'arif for Electrical and Non-Electrical Equipment and Spare Parts Import	2,537,929
697	Qarnab for Car and Spare Parts, Oils, and Grease Import	2,510,113
698	Majmoat Alartiqaa Almotahida for Transport Means and Accessories Import	2,509,835

699	Alithar Aldaem for Foodstuffs, Livestock, and Meat Import	2,506,307
700	Asmran for Asphalt and Petroleum Derivatives Manufacturing	2,505,000
701	Fiumi for Feed and Grain Milling Manufacturing	2,503,000
702	Fardas for Foodstuffs, Livestock, and Meat Import	2,489,526
703	Alharam for Paint and Plastic/Metal Packaging Manufacturing	2,487,286
704	Aljithad for Electrical and Non-Electrical Equipment and Spare Parts Import	2,481,320
705	Alittihad Alfalahi for Electrical Equipment and Spare Parts Import	2,462,340
706	Wabel Alhaditha for Medical Equipment and Supplies Import	2,450,025
707	Alsadara Aljadeeda for Foodstuffs and Fresh Fruits Import	2,449,911
708	Qalat Almukhtar for Computer and Accessories Import	2,428,704
709	Majmoat Alawael for Household Furniture Manufacturing	2,428,681
710	Albashair for Electrical Equipment Import	2,427,061
711	Abodabous Factory for Plastic Containers and Household Products Manufacturing	2,425,387
712	Alrifaaq Aljudud for Agricultural Equipment and Spare Parts Import	2,414,250
713	Alhadaf for Rice and Flour Milling and Derivatives	2,410,000
714	Albiyadar Alkhadra for Various Transport Spare Parts and Accessories Import	2,395,992
715	Wadi Bay Alkabir for Seeds and Agricultural Supplies Import	2,394,000
716	Shorouq Libya for Foodstuffs Import	2,389,117
717	Safa' Attariq for Foodstuffs, Livestock, and Meat Import	2,380,043
718	Alzad Alealamiya for Food Industries	2,376,786
719	Albattan for Veterinary Medicines Import	2,376,611
720	Alomran for All Types and Forms of Iron Manufacturing	2,376,505
721	Alseray Factory for Aluminum Doors and Windows Manufacturing	2,376,113
722	Alfakhira for Foodstuffs and Fruits Import	2,364,045
723	Altaamier for Building and Sanitary Materials and Accessories Import	2,347,836
724	Nasim Aldawliya for Foodstuffs Import	2,347,768
725	Twitter for Electronics, Electrical, and Household Goods Import	2,344,168
726	Alqout for Food Industries	2,337,258
727	Allahq for Electrical and Non-Electrical Equipment and Spare Parts Import	2,335,228
728	Majmoat Almorshed for Transport Means and Accessories Import (LLC)	2,313,519
729	Altaaj Almumayaz for Food Industries and Grain Milling	2,303,752
730	Altalal Alkhadra for Foodstuffs Import	2,301,000
731	Albayt Aljadeed for Electronic and Electrical Industries	2,300,455
732	Marhaba for Foodstuffs Import	2,289,542

733	Afnan Aljadeeda for Foodstuffs, Livestock, and Meat Import	2,279,677
734	Rawasi Aleamar for Building Materials Import	2,270,025
735	Jawharat Ourika for Foodstuffs, Livestock, and Meat Import	2,269,909
736	Adrar Libya for Cleaning and Decorative Items Import	2,268,899
737	Alqalaa Alkubra for Agricultural Supplies and Spare Parts Import	2,265,651
738	Alayn Assahira for Foodstuffs Import	2,261,729
739	Aldiqqa Aldhahabiya for Food Industries	2,255,075
740	Amwaj Altaif for Electronic and Electrical Equipment Import	2,254,455
741	Rukun Addiya' for Electrical and Non-Electrical Equipment and Spare Parts Import	2,246,160
742	Alburj Aldawliya for Marble and Granite Cutting and Building Materials Manufacturing	2,239,697
743	Alkis for Plastic Industries	2,238,642
744	Almiran for Furniture Manufacturing	2,232,665
745	Carthage Aldawliya for Foodstuffs and Fresh Fruits Import	2,231,509
746	Manarat Alsahil for Foodstuffs Import	2,221,900
747	Aljoda for Electrical, Household, and Electronic Materials Manufacturing and Assembly	2,217,522
748	Dar Alwafa for Foodstuffs Import	2,214,533
749	Alayadi Aldhahabiya for Iron Industries	2,204,000
750	Tazweed Libya for Foodstuffs Import	2,202,436
751	Almazare' Alawal for Livestock and Meat Import	2,199,167
752	Ahd Almahaba for Foodstuffs Import	2,188,162
753	Attuyour Almohajira for Foodstuffs Import	2,184,950
754	Alauras Altijariya for Foodstuffs, Livestock, and Meat Import	2,181,468
755	A'ter Alward for Chemical and Cleaning Products Manufacturing	2,173,232
756	Aldiqqa Alaliya for Foodstuffs, Livestock, and Meat Import	2,166,004
757	Najmat Almajarah for Livestock and Meat Import	2,165,660
758	Tasahil Aldhahabiya for Electronic and Electrical Equipment Import	2,165,000
759	Asr Albina' Aldawli for Building Materials and Accessories Import	2,149,065
760	Marai Dovan for Foodstuffs, Livestock, and Meat Import	2,147,073
761	Joud Libya for Agricultural Equipment and Spare Parts Import	2,146,359
762	Alam Alibdaa for General Contracting and Real Estate Investment	2,145,102
763	Majmoat Alrabea for Electrical, Electronic Equipment, and Accessories Import	2,140,020
764	Wahat Alkhair for Electronic Equipment Import	2,136,040
765	Assatie' for Transport Means and Accessories Import	2,135,807
766	Areen Aloola for Foodstuffs, Livestock, and Meat Import	2,122,364

767	Tebesti Alhaditha for Car and Spare Parts Import	2,113,904
768	Abeer Alwatan for Building Materials Manufacturing	2,111,200
769	Alru'ya Addigitaliya for Foodstuffs, Livestock, and Meat Import	2,109,943
770	Almashriqa for Animal and Bird Import	2,108,112
771	Addiya' Aldawliya Aloola for Electrical and Non-Electrical Equipment and Spare Parts Import	2,102,602
772	Majmoat Almorwah for Mills, Feeds, and Rice Milling	2,100,000
773	Alaseel for Food Industries	2,095,317
774	Majmoat Buyout Alizz for Building and Sanitary, Electrical Materials Import	2,085,327
775	Aldiqqa Alamina for Transport Means and Accessories Import	2,080,722
776	Alitar for Transport Means and Accessories Import	2,061,801
777	Dar Aleamar for Building Materials Manufacturing	2,061,772
778	Almutahida for Aluminum, PVC, and Decoration Manufacturing	2,058,421
779	Abin for Heavy Machinery and Equipment, Spare Parts, and Workshop Supplies Import	2,050,400
780	Attahadi Alawal for Furniture Manufacturing	2,045,840
781	Almasar Alliby for Foodstuffs, Livestock, and Meat Import	2,044,020
782	A'ali Almutawasi for Shipping Agencies	2,036,112
783	Dar Alkhibrat for Car and Spare Parts Import	2,029,512
784	Karam Alkhair for Beverage and Juice Manufacturing	2,029,000
785	Nasim Albahr Misrata for Food Industries	2,027,935
786	Alqweiri for Iron Industries	2,027,693
787	Majmoat Alamala Altibbiya for Medicines, Medical Equipment, and Supplies Import	2,025,581
788	A'ter Alharamain for Foodstuffs and Fresh Fruits Import	2,024,973
789	Alrakh'a for Flour and Derivatives Manufacturing	2,020,000
790	Issam wa Shuraka'uhu for Coffee Manufacturing	2,018,562
791	Alnouran for Electronic and Electrical Industries	2,014,155
792	Almajal Alwasi' for Electronic and Electrical Device Manufacturing	2,009,325
793	Kona for Foodstuffs Import	2,007,188
794	Alwidad for Foodstuffs, Livestock, and Meat Import	2,006,600
795	Nahj Alasema for Furniture Manufacturing	2,004,279
796	Aborweileh Factory for Household Plastic Products Manufacturing	2,001,446
797	Altaqnia Alhaditha for PVC and Derivatives Manufacturing	2,001,063
798	Alard Albahira for Agricultural Machinery and Spare Parts Import	1,998,773
799	Alrayhana for Food Industries	1,992,808
800	Almarsa for Shipping Agencies	1,991,455

801	Alafdal for Feed Manufacturing	1,988,875
802	Bidayat Almeamar for Building and Sanitary Materials Import	1,987,650
803	Alyaqeen Aldawliya for Jewelry and Precious Metals Import	1,987,110
804	Majmoat Alemtiaz for Agricultural Equipment and Supplies Import	1,982,725
805	Alheera for Electronic and Electrical Device Manufacturing	1,981,000
806	Allu'lu'a Aldawliya for Jewelry, Precious Metals, and Gemstones Import	1,969,760
807	Ghadames for Air Transport (Shareholding)	1,969,527
808	Wadi Alhayat for Raw Materials Import	1,961,837
809	Alshahin Aldawliya for Foodstuffs Import	1,960,268
810	Alzahr Allibi for Jewelry, Precious Metals, and Gemstones Import	1,954,105
811	Almansour for Baby Diaper Manufacturing	1,952,899
812	Alrahiq Alazraq for Food Industries	1,952,000
813	Alahram Almathaliya Al'ula for General Contracting and Real Estate Investment	1,944,797
814	Alwadi for Building and Sanitary Materials Import	1,936,858
815	Alasra Almathaliya for Food Industries	1,934,498
816	Assati'a Al'ula for Electrical and Electronic Equipment Import	1,921,855
817	Alenma' Altadamuniya for Building Materials Import	1,918,436
818	Rasana Almutawasit for Agricultural Equipment and Spare Parts Import	1,918,400
819	Aleumq for Oil Services	1,914,257
820	Altabea Allibiya for Raw Materials Import	1,904,828
821	Ard Alkhairat for Raw Materials Import	1,901,875
822	Almutahida Allibiya for Electronic, Electrical, and Non-Electrical Equipment and Accessories Import	1,900,563
823	Altanmia Alhandasiya for Trailer Manufacturing	1,899,019
824	Balhaj Factory for Plastic and Aluminum Mats Manufacturing	1,897,082
825	Alnoqat Aljadeeda for Agricultural Machinery and Supplies Import	1,888,089
826	Alrabi' for Diaper, Health Care, and Cleaning Products Manufacturing	1,882,980
827	Alhilal Aldawli for Livestock and Meat Import	1,871,008
828	Darsaf for Building and Sanitary Materials Import	1,866,150
829	Alnissr Aldhahabi Almutajadded for Electrical and Household Goods Import	1,862,485
830	Alminqalah for Foodstuffs Import	1,862,085
831	Havana for System Installation and Maintenance	1,847,825
832	Al'ital Almumayaz for Electronic Assembly and Software Manufacturing	1,840,316
833	Shati Almutadawal for Foodstuffs, Livestock, and Meat Import	1,835,200

834	Ma'idat Alrahman for Foodstuffs Import	1,827,277
835	Alabr Alalamia for General Contracting and Real Estate Investment	1,825,000
836	Libya Alwataniya Al'ula for Wooden and Furniture Industries	1,821,196
837	Rahmah for Transport Means and Accessories Import	1,818,476
838	Alsadaqa Alhaditha for Communication and IT Services	1,815,083
839	Alraawi for Dairy and Derivative Manufacturing	1,815,044
840	Alruwad for Clothing, Textiles, and Leather Products Import	1,811,280
841	Qasr Assadir for Ceramic and Building Materials Import	1,809,047
842	Alasema Al'ula for Livestock and Meat Import	1,793,800
843	Alwaraq Alabyad for Paper and Cardboard Industries	1,787,750
844	Alafia Allibiya for Medical Industries	1,785,315
845	Naeem Biladi for Foodstuffs Import	1,784,108
846	Altalal for Agricultural Equipment and Supplies Import	1,780,248
847	Alghiran Aljadeeda for Furniture Import	1,775,207
848	Rahma Libya for Agricultural Machinery and Equipment Manufacturing, and Generator Assembly	1,766,696
849	Aboubaker Salem Maloug for Paper Manufacturing	1,765,500
850	Sama Alkhair for Raw Materials Import	1,755,000
851	Libya Hurra for Generator, Electrical Machinery, and Spare Parts Import	1,754,410
852	Rimal Libya for Communication and IT Services	1,753,240
853	Alnukhba for Foodstuffs Import	1,752,503
854	Suhul Alrabi' for Flour, Rice, and Food Industries	1,740,000
855	A'ali Asharq for Foodstuffs, Livestock, and Meat Import	1,738,750
856	Verona for Foodstuffs, Livestock, and Meat Import	1,737,043
857	Adhwa Alshamal for Electrical Equipment Import	1,735,098
858	Abwab Almustaqbal for Building Materials Import	1,731,800
859	Bayan Alkhair Almutawasil for Building and Sanitary Materials Import	1,731,755
860	Carthage Alalamia for Foodstuffs Import	1,714,360
861	Bir Layas for Agricultural Machinery and Supplies Import	1,713,717
862	Design Alhaditha for Foodstuffs, Livestock, and Meat Import	1,700,576
863	Almutahida Aldawliya Al'ula for Heavy Machinery and Equipment Import	1,699,920
864	Alsumut for Medicines, Medical Equipment, and Supplies Import	1,699,430
865	Hoqul Alghitha for Livestock and Meat Import	1,695,340
866	Dalil Al'amaken for Importing Electrical and Non-Electrical Equipment and Spare Parts	1,689,626

867	Alsadaqa Alraqiya for Importing Building and Sanitary Materials and Accessories	1,686,355
868	Alnokhba for Industrial Investment (LLC)	1,684,938
869	Alshorouq Almalakiya for Importing Raw Materials	1,682,496
870	A'amal Libya for Grain Milling	1,680,000
871	Buhaira Alsaraya for Importing Electrical and Non-Electrical Equipment and Spare Parts	1,678,155
872	Almashareq Aljadeeda for Importing Foodstuffs, Livestock, and Frozen Meat	1,673,880
873	Sah for Technology for Importing Books, Stationery, and Office Equipment	1,671,904
874	Altanara for Fishing and Fish Canning	1,671,860
875	Attahadi Alawal for Paper and Cardboard Manufacturing	1,671,375
876	Thamara for Food Industries	1,670,181
877	Dar Aljoud for Cardboard, Bag, and Paper Packaging Manufacturing	1,667,844
878	Libya Almomtaza for Metal Forming and Manufacturing	1,664,809
879	Athuraya for Importing Building and Sanitary Materials and Accessories	1,659,204
880	Jil Al'amal for Livestock and Meat Import	1,655,361
881	Alkhaleej Factory for Shoe Manufacturing	1,650,542
882	Alshariqa for Importing Perfumes and Cosmetics	1,650,000
883	Titan for Clothing, Shoes, and Leather Goods Import	1,644,042
884	Aljadeeda for Food Industries	1,636,870
885	Albadil for Importing Electronic Equipment and Accessories	1,635,070
886	Najmat Bilady for Aluminum, PVC, and Accessories Manufacturing	1,631,330
887	Tayib Alandalus for Foodstuffs, Livestock, and Meat Import	1,630,380
888	Soohul Libya for Foodstuffs, Livestock, and Meat Import	1,628,197
889	Alwathika Al'aslia for Importing Transport Means and Accessories	1,623,411
890	Alhadaiq Alhaditha for Importing Agricultural Machinery and Supplies	1,618,930
891	Albiskel for Importing Electrical and Household Goods	1,616,675
892	Zahret Alsadr for Food Industries	1,604,000
893	Al'abraaj Alhaditha for Importing Electrical and Non-Electrical Equipment and Spare Parts	1,601,457
894	Sayoul for Iron Industries	1,600,872
895	Majmoat Alanaqa Aldawliya for Clothing, Fabric, and Textile Manufacturing	1,600,000
896	Safaa Aljoda for Flour Manufacturing	1,599,200
897	Almotajaddid for Home and Office Furniture Import	1,597,257
898	Sheba for System Installation and Maintenance	1,596,650
899	Miyar Aloola Aldawliya for Foodstuffs, Livestock, and Meat Import	1,594,900
900	Abwab Alfatih for Stationery and Office Supplies Import	1,588,924

901	Saba for Foodstuffs Import	1,588,439
902	Alruis for Importing Electrical and Non-Electrical Equipment and Spare Parts	1,585,403
903	Alqalaa for Agricultural Supplies (Shareholding)	1,584,318
904	Qubtan Libya for Foodstuffs, Livestock, and Meat Import	1,580,127
905	Dhat Alramal for Foodstuffs Import	1,579,174
906	Alsiraj Al'ali for Importing Electrical and Non-Electrical Equipment and Spare Parts	1,575,238
907	Alrifaaq Aljudud for Livestock and Meat Import	1,572,388
908	Altazaj for Foodstuffs, Livestock, and Meat Import	1,568,951
909	Sadim Aldawliya for Foodstuffs, Livestock, and Meat Import	1,565,618
910	Almouasis Alraqi for Iron Industries	1,565,565
911	Al'uma Almotahida for Printing, Publishing, Media, and Paper Industries	1,565,400
912	Atlas Aldawliya for Importing Medical Equipment and Supplies	1,563,883
913	Alqalam for System Installation, Maintenance, and Development	1,563,325
914	Kafalos for Shipping Agencies	1,560,485
915	Sama Libya for Feed Manufacturing	1,560,000
916	Bab Africa Aljadeeda for Food Industries	1,556,115
917	Alealamia for Confectionery and Food Industries	1,544,426
918	Ital Aldawliya for Importing Building and Sanitary Materials and Accessories	1,542,267
919	Alhabbat Aldhahabiya Alfakhira for Rice Refining and Grain Milling	1,536,000
920	Bayan Libya Alealamiya for Importing Electronic, Electrical, and Non-Electrical Equipment and Spare Parts	1,535,612
921	Delta Almotahida for Packaging Material Manufacturing	1,534,313
922	Aljubail for Raw Material Import	1,532,539
923	Alsalah for Importing Agricultural Machinery and Supplies	1,531,701
924	Bariq Alasr Aldawliya for Importing Building and Sanitary Materials and Accessories	1,526,343
925	Majmoat Allibiya for HVAC Systems Import	1,521,622
926	Wadi Zein for Importing Medical Equipment and Supplies	1,511,513
927	Nasma for HVAC Systems Import	1,509,426
928	Barqa for Importing Agricultural Supplies	1,505,591
929	Tobruk for Vegetable Oil Refining and Packaging	1,503,901
930	Athawb Alraqi for Importing Clothing, Fabric, and Leather Goods	1,500,930
931	Madina Misrata Factory for Paint and Putty Manufacturing	1,488,645
932	Fine for Sponge and Sofa Manufacturing	1,487,347
933	Balhaj Aldawliya for Door, Window, and Decor Supplies Manufacturing	1,485,465

934	Masarat Aleilm for Telecommunications and IT	1,485,188
935	Alyaqout for Agricultural Production	1,471,871
936	Alittihad Alraida for Furniture Import	1,465,098
937	Alburj Alealamiya for Importing Transport Means and Accessories	1,459,000
938	Qafilat Alshati for Foodstuffs Import	1,451,000
939	Alkiyan for Printing, Paper Industries, and Packaging	1,445,000
940	Medica for Importing Medical Equipment and Supplies	1,444,527
941	Marafi for Food and Vegetable Oil Industries	1,443,719
942	Manazel for Importing Electrical and Non-Electrical Equipment	1,443,275
943	Alnour for Foodstuffs Import	1,443,193
944	Almarsa Aljadeed for Egg Hatchery and Poultry Production	1,439,490
945	Almaham for Foodstuffs Import	1,436,450
946	Alkawkab Aldhahabi for Importing Electronic Equipment and Accessories	1,429,917
947	Alraed for Importing Transport Means and Accessories	1,428,654
948	Alqasar Almalki for Importing Medical Equipment and Supplies	1,423,209
949	Alnawafidh Al'asria for PVC and Aluminum Manufacturing	1,422,020
950	Arzaq Almutawasit for Foodstuffs, Livestock, and Meat Import	1,421,404
951	Aldiyar Al'arabiya for Importing Building and Sanitary Materials and Accessories	1,415,761
952	Alriyada Aldawa'iya for Importing Medical Equipment and Medicines	1,411,006
953	Almajmoat Alealamiya for Importing Building Materials and Accessories	1,402,784
954	Alnahda Allibiya for Cardboard and Paper Product Manufacturing	1,400,031
955	Sultan for Food and Beverage Manufacturing	1,393,659
956	Qimat Alazdiyar for Importing Mother and Child Supplies	1,392,462
957	Al'amiral for Importing Cleaning and Decorative Supplies	1,391,411
958	Almothmira for Foodstuffs Import	1,389,912
959	Alghazara for Foodstuffs, Livestock, and Meat Import	1,381,900
960	Alrowad Factory for Aluminum and PVC Manufacturing	1,378,135
961	Almotawira for Importing Electrical Equipment and Spare Parts	1,377,487
962	Alealamia Almumtaza for Importing Transport Means	1,377,306
963	Aldiqqa for Aluminum Manufacturing	1,376,491
964	Alrasikha for Importing Building and Sanitary Materials and Accessories	1,375,848
965	Khouf Aljibal for Building Material Manufacturing	1,375,000
966	Jadeed Al'umma for Car and Spare Part Import	1,374,819
967	A'ter Asharq for Importing Cleaning Supplies	1,372,285

968	Jusoor Altijara for Foodstuffs and Live Animal Import	1,371,809
969	Alsanbula Alfareqa for Foodstuffs Import	1,370,699
970	Alnabdh Aljadeed for Telecommunications and IT	1,362,600
971	Alnoor Alhaditha for Foodstuffs Import	1,358,507
972	Alsad Ala'ali for Electronic Device Manufacturing	1,354,900
973	Alrowad Aldawli for Clothing Manufacturing	1,354,652
974	Sahel Alhanashir for Importing Electrical Equipment and Accessories	1,345,335
975	Althiqah Aldawliya for Electromechanical Works	1,337,250
976	Alsawaed for Wooden Industries	1,336,028
977	Alhamia for Importing Building and Sanitary Materials and Accessories	1,333,307
978	Alshahin for Veterinary Medicine Import	1,332,098
979	Alna'am Alealamiya for Food Industries	1,325,000
980	Shababik Al'asema for Foodstuffs Import	1,321,219
981	Victoria for Foodstuffs Import	1,317,751
982	Taj Abourada for Foodstuffs, Livestock, and Meat Import	1,315,050
983	Babel Alhaditha for Importing Clothing, Textiles, and Leather Products	1,313,460
984	Alfahd Assarie for Raw Material Import	1,310,097
985	Murjan Albahr for Importing Frozen Fish, Livestock, and Meat	1,304,900
986	Aldiwan for Importing Medicines and Medical Supplies	1,303,255
987	Silah for Telecommunications and IT	1,300,921
988	Alrukun Al'ilkruni for Electronic and Electrical Device Manufacturing	1,300,540
989	Almaisam Aldawliya for Clothing, Textile, and Leather Product Import	1,294,363
990	Medico for Importing Medicines and Medical Supplies	1,293,695
991	Bin Faraj for Tire and Battery Import (LLC)	1,285,378
992	Shams Almajid for Building Material Import	1,281,825
993	Alrabei' Factory for Confectionery, Legume Packaging, and Wrapping Manufacturing	1,281,254
994	Altamiz for Aluminum and PVC Manufacturing	1,280,863
995	Alraha' for Foodstuffs, Livestock, and Meat Import	1,280,392
996	Almabani Aldhahabiya for General Contracting	1,279,016
997	Abolonia Pharma for Importing Medicines and Mother and Child Supplies	1,277,532
998	Hadid Libya Alwataniya for Iron Industries	1,277,015
999	Aljawhara Factory for Plastic Pipe Manufacturing	1,271,714
1000	Remas Medical for Importing Medical Equipment and Supplies	1,265,000
1001	Alghazala for Importing Building and Sanitary Materials and Accessories	1,255,665

1002	Alsalama for Importing Fabrics and Textiles	1,249,919
1003	Alafdaliya for Importing Electrical and Non-Electrical Equipment	1,249,637
1004	Altaqadam for Metal and Plastic Industries	1,240,724
1005	Sofana for Foodstuffs, Livestock, and Meat Import	1,236,541
1006	Altawafuq Addaem for Foodstuffs Import	1,229,738
1007	Alnajem Alrifi for Electronic and Electrical Device Import	1,225,550
1008	Alshifa for Medicine Import	1,225,470
1009	Fakhr Libya Alawal for Car and Spare Part Import	1,224,450
1010	Aljeera for Foodstuffs, Livestock, and Meat Import	1,223,220
1011	Alburaq Alawal for Generator and Electrical Equipment Import	1,220,180
1012	Ahad Almoharakat for Various Transport Means and Spare Part Import	1,219,500
1013	Rabiana Almotahida for Importing Personal Care Supplies	1,212,366
1014	Alzaytouna Alkhadra for Importing Agricultural Machinery and Supplies	1,210,630
1015	Itar Alafdal for Transport Means and Accessories Import	1,208,246
1016	Harem Alshifa for Importing Medical Equipment and Mother and Child Supplies	1,206,089
1017	Emaar for Iron and Corrugated Sheet Industries	1,205,612
1018	Sanabel Alzahraa for Importing Barn Equipment and Agricultural Supplies	1,205,276
1019	Altanmia for Importing Oil Equipment and Devices	1,201,460
1020	Bab Almustaqbal for Importing Car Spare Parts and Accessories	1,198,283
1021	Almawared Almutahida for Foodstuffs Import	1,195,918
1022	Altaqadam Alwatani for Importing Building and Sanitary Materials and Accessories	1,195,442
1023	Zahal Aljadeeda for Importing Transport Means and Accessories	1,193,558
1024	Majmoat Alshahid for Foodstuffs Import	1,191,050
1025	Alfikra Alhaditha for Foodstuffs Import	1,179,503
1026	Alrisala for Foodstuffs Import	1,176,067
1027	Kunooz Libya for Cleaning Material Import	1,174,811
1028	Miftah for Clothing, Textiles, and Leather Product Import	1,164,475
1029	Itar Alamun for Tire and Battery Import and Car Accessories	1,162,500
1030	Amabsa for Importing Various Building Materials	1,158,480
1031	Alzaytouna for Plastic Industries	1,157,060
1032	Taj Alaalami Almunayaz for Importing Electrical and Non-Electrical Devices and Spare Parts	1,147,378
1033	Shamal Africa Aldawliya for Importing Generators, Electrical Equipment, and Spare Parts	1,147,020
1034	Ghalia for Food Industries	1,145,964
1035	Aldiyafa Libya for Importing Electronic and Electrical Devices	1,139,050

1036	Alsada Almumtazoon for Food Industries	1,137,766
1037	Aldiyafa Allibiya for Foodstuffs Import	1,132,832
1038	Alnakheel Factory for Food Industries	1,131,822
1039	Albunduqiya for Foodstuffs Import	1,127,725
1040	Aldiyafa Allibiya for Food and Beverage Industries	1,127,200
1041	Atlas Aldawli for Importing Building and Sanitary Materials and Accessories	1,125,635
1042	Kinzi for Importing Medical Equipment, Medicines, and Supplies for Mother and Child	1,125,232
1043	Alhimma for Importing Medicines and Medical Equipment	1,124,665
1044	Duroob Alrakhaa for Foodstuffs Import	1,123,600
1045	Salouq for Poultry Farming and Production	1,120,900
1046	Bayt Alizdiyar for Furniture and Kitchen Manufacturing	1,114,119
1047	Anarat Almutawasi for Importing Electrical and Non-Electrical Devices	1,113,944
1048	Allibiya Alasriya for Importing Electrical and Electronic Devices and Accessories	1,112,610
1049	Qarza for Food and Fresh Fruit Import	1,107,617
1050	Al'ayadi for Building Material Manufacturing	1,107,305
1051	Allamsa for Furniture Import and Accessories	1,099,662
1052	Alburj Alghidha'i Aljadeed for Foodstuffs, Livestock, and Meat Import	1,099,575
1053	Alridwan for Medicine Import	1,099,565
1054	Kandy for Foodstuffs, Livestock, and Meat Import	1,099,113
1055	Alhaql Alakhdar for Importing Agricultural Machinery and Supplies	1,093,289
1056	Rouh Libya for Importing Medicines, Medical Supplies, and Mother and Child Essentials	1,089,779
1057	Alrabea' Factory for Cleaning Product Manufacturing	1,089,049
1058	Shamoos Alghidha for Foodstuffs, Livestock, and Meat Import	1,085,562
1059	Magdit for Food Industries	1,085,422
1060	Aljudwa Alealamiya for Clothing, Textiles, and Leather Product Import	1,076,265
1061	Lamsat Almarah for Book and Stationery Import	1,075,194
1062	Alshamila Alteqaniya for Importing Electronic and Electrical Devices	1,073,514
1063	Al'imkaniat for Importing Electrical and Non-Electrical Devices and Accessories	1,072,777
1064	Afaq Almustaqbal for Plastic Tool Manufacturing	1,063,000
1065	Talmitha Aljadeeda for Household Goods Import	1,062,597
1066	Rawasi Alsahra for Importing Oils, Greases, and Transport Means and Accessories	1,061,891
1067	Attahadi Alssamed for Flour Mills and Feed	1,051,574
1068	Aldiyar Alealamiya for Importing Building and Sanitary Materials and Accessories	1,051,540
1069	Aalam Alfada Alteqani for Importing Electronic and Electrical Devices and Accessories	1,050,725

1070	Alriyadah Alealamia Aloola for Importing Grains, Seeds, and Agricultural Supplies	1,050,000
1071	Almakhzon Altayeb for Mother and Child Essentials Import	1,043,353
1072	Al'arabia for Book and Stationery Import	1,036,378
1073	Alraedah Almumtaza for Foodstuffs, Livestock, and Meat Import	1,023,750
1074	Alqalaa for Soap and Cleaning Product Manufacturing (Shareholding)	1,023,726
1075	Alseham Allame for Importing Building Materials and Sanitary Supplies	1,023,695
1076	Wahat Altip for Importing Medical Equipment	1,023,000
1077	Alwakeel Alalami Alawal for Importing Medicines, Mother and Child Supplies, and Medical Equipment	1,022,457
1078	Drob Albedaa for Importing Agricultural Machinery, Supplies, and Spare Parts	1,020,000
1079	Altaj Alghitha Aldahabi for Importing Foodstuffs, Livestock, and Meat	1,019,683
1080	Title altegaria for Importing Medical Equipment, Medicines, Medical Supplies, and Mother and Child Essentials	1,018,260
1081	Mafkherat Alard for Importing Means of Transportation and Accessories	1,014,000
1082	Yafa altegaria for Importing Medical Equipment, Medicines, Medical Supplies, and Mother and Child Essentials	1,007,706
1083	Altahkom for Manufacturing PVC, Aluminum, and Glass	1,005,516
1084	Noor Sama for Importing Medical Equipment and Supplies	1,001,346
1085	Alraed Alawal for Importing Foodstuffs, Livestock, and Meat	1,000,800
1086	Alghazal for Importing Clothing, Textiles, and Leather Goods	1,000,000
1087	Shamal Afriqya for Importing Medicines and Medical Equipment (Limited Liability)	999,153
1088	Alrafaqa for Importing Building Materials and Sanitary Supplies	996,091
1089	Altawonia for Iron Industries	995,562
1090	Alosool Alasasya for Manufacturing Electronic Devices and Systems	995,000
1091	Alnojoom Aljadeda for Importing Foodstuffs, Livestock, and Meat	993,216
1092	Alamida Almodyaa for Importing Building Materials and Sanitary Supplies	991,575
1093	Albadiya Aleariqa for Manufacturing Building Materials	990,206
1094	Wahat Libya for Importing Foodstuffs	989,884
1095	Afaq Altaweer for Manufacturing Aluminum and PVC	987,709
1096	Lybiana for Importing Medicines and Medical Equipment	984,891
1097	Tatwor Libya for Importing Building Materials, Sanitary Supplies, and Accessories	983,831
1098	Alkhalij for Importing Clothing, Textiles, and Leather Goods	979,030
1099	Tarso for Oil Services	978,576
1100	Alemya for Prefabricated Buildings	976,280

1101	Alam Alqiyada for Importing Means of Transportation	975,785
1102	Abraj Aldahabiya for Coating and Compounds	975,294
1103	Albadil Almomtaz for Importing Electronic and Electrical Devices	974,860
1104	Yashfeen Aldawliya for Importing Medicines and Veterinary Serums	974,499
1105	Manarat Shahat for Aluminum Manufacturing	970,930
1106	Almostaqbal for Manufacturing Gypsum and Decor	970,181
1107	Khotoot Atlas for Importing Electrical, Non-Electrical Devices, and Spare Parts	965,150
1108	Aslanta for Importing Electronic Devices	955,339
1109	Alqala Alhaditha for Importing Foodstuffs	954,274
1110	Agadir Aldahabiya for Importing Electrical Equipment, Electronics, and Telecommunication Devices	950,000
1111	Almahri Alsaree for Transportation	950,000
1112	Alwatania for Importing Heavy Machinery, Equipment, and Factory Supplies	945,865
1113	Alsafwa Alraeda for Plastic Industries	939,422
1114	Altawasol Almudhi for Importing Foodstuffs, Livestock, and Meat	938,268
1115	Libya Baytona for Importing Building Materials, Sanitary Supplies, and Accessories	935,226
1116	Alabanoos for Manufacturing Furniture	931,479
1117	Alsidra Aljadeda for Importing Electrical and Non-Electrical Devices and Spare Parts	925,644
1118	Alborj Almotawaset for Importing Means of Transportation and Accessories	919,660
1119	Almajd for Importing Dental Equipment	919,608
1120	Alnajm Alqotbi for Importing Electrical and Household Devices	917,500
1121	Alrahla for General Contracting and Real Estate Investment	912,050
1122	Altaqwor Alzeraee for Importing Agricultural Supplies	906,487
1123	Alshahed Almomayaz for Importing Foodstuffs	904,650
1124	Etihad Electroniyat for Importing Electronic and Electrical Devices	902,736
1125	Qemat Aliraqa for Importing Clothing	902,200
1126	Alitar Alhadeeth for Importing Cars and Spare Parts	900,222
1127	Almotoor Alsharq Alawsat for Management Consulting, Training, and Rehabilitation	897,200
1128	Alrahma for Manufacturing Aluminum Doors and Windows	896,912
1129	Atoor Alwadi for Importing Foodstuffs, Livestock, and Meat	890,563
1130	Jabal Alsharq for Poultry Farming, Egg, and Meat Production	885,998
1131	Aldelta for Manufacturing Cleaning Products	885,346
1132	Alfahed Alostori for Importing Foodstuffs, Livestock, and Meat	884,829
1133	Alsalb for Corrugated Steel Manufacturing	884,349

1134	Alsarya Alemya for Wooden Industries	882,443
1135	Alnamaa Alfelahi for Importing Agricultural Supplies and Spare Parts	881,760
1136	Alibram for Importing Foodstuffs	878,383
1137	Alqandoz for Manufacturing Aluminum Mats	872,287
1138	Alnama for Engineering Industries	871,154
1139	Aloola Alhaditha for Importing Electronic Devices and Accessories	867,375
1140	Alraed Alhadeeth for Importing Means of Transportation and Accessories	862,366
1141	Rimas Libya for Oil Services	862,300
1142	Adwaa Akakos for Importing Foodstuffs	861,393
1143	Altanmeya Alhaditha for Manufacturing PVC Sheets, Profiles, and Pipes	859,618
1144	Albuhira for Importing Cleaning Materials	857,655
1145	Naseem Aldawliya for Importing Foodstuffs	854,730
1146	Libya Alalamiya for Manufacturing Aluminum and PVC Doors and Windows, Furniture, and Decor	853,860
1147	Aykona Aljadedda for Manufacturing Hangers and Mobile Homes	852,200
1148	Majelan for Importing Books and Stationery	851,260
1149	Alkhalij for Manufacturing Insulated Panels	846,315
1150	Alhaditha for Importing Foodstuffs	845,197
1151	Dar Altijara for Importing Foodstuffs, Livestock, and Meat	844,148
1152	Alyaqeen Almomayaz for Importing Foodstuffs, Livestock, and Meat	840,525
1153	Manaa Almiamar for Importing Building Materials and Sanitary Supplies	840,389
1154	Nafdat Alalam Aljadeed for Importing Foodstuffs	839,500
1155	Mojmoa Gharah Libya for Importing Means of Transportation and Accessories	836,915
1156	Altaybat Allibiya for Importing Medical Supplies and Mother and Child Essentials	835,275
1157	Wahat Alasema for Importing Foodstuffs	832,927
1158	Wadi Alhayat for Importing Means of Transportation and Accessories	830,000
1159	Albonyan Alaali for Manufacturing Steel, Aluminum, and PVC Doors and Windows	829,745
1160	Rama Alibiya for Plastic Industries	829,332
1161	Almstasaag for Importing Mother and Child Essentials	824,792
1162	Altafqa Alibiya for Importing Various Means of Transportation and Accessories	821,432
1163	Alshamla Alawla for Importing Medical Equipment, Medical Supplies, and Mother and Child Essentials	820,806
1164	Alamat Alsharq for Importing Foodstuffs, Livestock, and Meat	820,779
1165	Alhuda for Manufacturing Plastic Bags (Limited Liability)	816,465

1166	Arej Alghitha for Importing Foodstuffs	814,369
1167	Alzahya for Importing Medicines, Medical Equipment, Medical Supplies, and Mother and Child Essentials	812,629
1168	Almazarea Alwatany for Importing Agricultural Equipment, Supplies, and Spare Parts	810,024
1169	Alzomorda Aljadedda for Importing Raw Materials	804,258
1170	Shams Alaseel for Importing Electrical, Non-Electrical Devices, and Spare Parts	801,626
1171	Akeed Alekeed for Medical Services	800,000
1172	Albadiya Aleariqa for Food Industries	798,312
1173	Bilady for Paint Manufacturing	795,445
1174	Aldhea Alraqi for Iron Industries	794,015
1175	Clean Aldawliya for Importing Cosmetics, Hardware, and Cleaning Products	793,328
1176	Aljalel Alabiad for Cooling, Air Conditioning, and Elevator Services	789,860
1177	Almasdar Alameen for Importing Means of Transportation and Accessories	785,423
1178	Sohareena for Importing Cleaning Materials (Limited Liability)	783,991
1179	Alasas Alraqi Aljadedd for Importing Building Materials, Sanitary Supplies, and Accessories	778,998
1180	Daman Aljoda for Importing Foodstuffs, Livestock, and Meat	774,564
1181	Asas Alitehad for Glass Manufacturing and Accessories	774,537
1182	Alnahda for Manufacturing Clothing	773,950
1183	Alghitha Alafdal for Importing Foodstuffs (Limited Liability)	773,903
1184	Sulook for Manufacturing All Types of Building Materials	772,500
1185	Wadi Arm Aldawliya for Importing Cars and Spare Parts	767,704
1186	Maamar Libya Aldawliya for General Contracting and Real Estate Investment	765,445
1187	Almotafoka for Importing Electronics	761,940
1188	Jabal Alnoor for Importing Clothing, Textiles, and Leather Goods	761,229
1189	Alitehad Alarabi for Importing Medicines, Medical Equipment, Medical Supplies, and Mother and Child Essentials	760,624
1190	Alsharq for Importing Electrical, Non-Electrical Devices, and Spare Parts	759,556
1191	Alghad for Assembling and Manufacturing Various Electronics and Software, and Spare Parts	753,933
1192	Belhaj Aldawliya Wa Shorkaoh for Importing Electrical, Non-Electrical Devices, and Spare Parts	751,879
1193	Aldeka Alsehya for Importing Orthopedic Devices and Medical Supplies	751,635
1194	Badr Alnoor for Importing Foodstuffs	751,400
1195	Alibda Alehor for Importing Clothing, Textiles, and Leather Goods	750,256
1196	Alnoor for Importing Means of Transportation and Accessories	744,520
1197	Alradwan for Importing Electrical and Household Supplies	743,768

1198	Sanabel Alandalus for Importing Foodstuffs	743,283
1199	Almalika Aldahabiya for Importing Mother and Child Essentials	739,048
1200	Alibiya Alhaditha for Importing Medical Equipment, Medicines, Medical Supplies, and Mother and Child Essentials	738,020
1201	Mojmoa Almoada for Importing Cosmetics, Hardware, and Cleaning Products	737,241
1202	Khata Alahelam for Importing Foodstuffs	733,842
1203	Banan for Importing Perfumes, Cosmetics, Hardware, and Cleaning Products	729,764
1204	Byat Libya for Plastic Industries	727,799
1205	Khalf Albahar for Importing Livestock and Meat	726,862
1206	Altanmeya Aldawliya for Importing Various Means of Transportation and Accessories	723,800
1207	Albna Alyaqeen for Importing Electrical, Non-Electrical Devices, and Spare Parts	722,685
1208	Albaryena for Importing Medicines, Equipment, Supplies, Laboratories, Medical Supplies, and Child Essentials	720,473
1209	Alasala Araae for Importing Furniture	714,345
1210	Almanahel Altbya for Importing Medicines, Medical Materials, and Supplies	711,253
1211	Alshoroq Alibiya for Poultry Breeding and Hatching	710,407
1212	Bashayer Altahreer for Importing Foodstuffs, Livestock, and Meat	707,912
1213	Almusanada Alibiya for Importing Transportation Means and Accessories	705,202
1214	Karkas for Importing Foodstuffs	704,950
1215	Aldefa Aleariqa for Importing Clothing, Textiles, and Leather Goods	703,803
1216	Aytal for Importing Electrical and Non-Electrical Devices	703,163
1217	Faras for Networks and Information Technology	703,138
1218	Amjad Althani for Cleaning Product Manufacturing	701,979
1219	Estil Aldawliya for Iron Industries	701,770
1220	Almarai Alawaly for Importing Foodstuffs, Livestock, and Meat	700,849
1221	Almotale'a for Telecommunications and Technology	700,745
1222	Almezan Aldahabi for Importing Building Materials, Sanitary Materials, and Accessories	700,044
1223	Dar Alsalam for Importing Foodstuffs	698,909
1224	Al-Tadamun Alarabi for Food Industries	694,542
1225	Buyut Alezz for Manufacturing Building Materials	693,791
1226	Alhemam Alalamia for Iron Industries	693,500
1227	Alalama Alawla for Importing Medical Equipment, Pharmaceuticals, Medical Supplies, and Mother and Child Essentials	691,864
1228	Al-Khalil for Importing Transportation Means and Accessories	690,100

1229	Shumu'a Al-Insha'at wa Al-Sana'a Almetaliyya (Candles of Construction and Metal Industries)	690,082
1230	Al-Intilaqah Alwatania for Importing Workshop and Factory Equipment of All Types	689,304
1231	Aryaf Biladi for Importing Foodstuffs	688,385
1232	Albassma Al-Tibbiyah Ad-Dawlia for Importing Pharmaceuticals and Medical Equipment	687,302
1233	Nour Libya Alhurra for Importing Books and Stationery	686,800
1234	Almotahida Insurance Company	682,042
1235	Aljowda Almutakmila for Importing Agricultural Machinery, Equipment, and Spare Parts	680,000
1236	Nardeen Alhayat for Importing Clothing, Textiles, and Leather Goods	680,000
1237	Aldawlia for Importing Agricultural Materials and Supplies	680,000
1238	Wadi Bi for Manufacturing Animal Feed and Agricultural Supplies	680,000
1239	Al-Qadi Majmoua for Importing Furniture	679,941
1240	Lebika for Importing Foodstuffs, Vegetables, Fruits, Livestock, and Meat	679,500
1241	Alimtiyaz Alakhir for Importing Foodstuffs	677,640
1242	Desan Ad-Dawlia for Importing Foodstuffs, Livestock, and Meat	674,960
1243	Alsawab Almunir for Importing Electrical and Non-Electrical Appliances and Spare Parts	674,383
1244	Arar and Partners for Importing Foodstuffs	671,333
1245	Bab Libya for Importing Medical Equipment, Medical Supplies, and Mother and Child Essentials	670,456
1246	Qatarat Alnada Alawla for Importing Pumps and Building Materials	661,951
1247	Gamma Libya for Importing and Distributing Electrical Equipment and Spare Parts	661,760
1248	Alsohila for Importing Foodstuffs	659,359
1249	Alikhwa Almutahidoon for Importing Household Equipment, Appliances, and Electrical Materials	658,870
1250	Aljadeeda for Importing Foodstuffs	658,365
1251	Al-Manara Alalamia for Importing Transportation Means and Accessories	658,136
1252	Al-Inma Alhadith for Manufacturing Glass, Aluminum, and PVC	656,432
1253	Al-Tawakul for Importing Household and Electrical Materials	655,540
1254	Al-Mazn for Importing Matches and Lighters and their Accessories	653,600
1255	Aljowda Almutaqadima Alhadith for Food Industries	651,000
1256	Bara'a for Information Technology	650,000
1257	Aljidar Aljadid for Importing Heavy Machinery, Equipment, and Spare Parts	650,000
1258	Alyasmin for Baking and Confectionery Manufacturing	648,397
1259	Asas Alalamiya for Importing Decorative Materials, Hardware, and Cleaning Supplies	647,969
1260	Belhaj Factory for Manufacturing Car Radiators	645,373

1261	Alshafaq for Information Technology	645,000
1262	Amasi for Importing Foodstuffs	643,750
1263	Alhadaf Majmoua for Importing Pharmaceuticals and Medical Equipment	642,071
1264	Al-Amta for Importing Leather Goods and Clothing	640,874
1265	Argan for Importing Pharmaceuticals, Medical Supplies, and Mother and Child Essentials	636,824
1266	Alhadatha Ad-Dawlia for Importing Transportation Means, Spare Parts, Tires, and Batteries	633,200
1267	Noor Alestiqama for Importing Pharmaceuticals, Medical Supplies, Medical Equipment, and Mother and Child Essentials	631,890
1268	Rehlat Ashita for Importing Agricultural Machinery, Equipment, and Fertilized Eggs	630,000
1269	MAFCO for General Contracting and Real Estate Investment	629,981
1270	Al-Isra Alhadith for Importing Foodstuffs, Livestock, and Meat	628,705
1271	Al-Ma'dan Allibi for Iron and Steel Industries and Hangars	626,970
1272	Al-Mustaqbal Factory for Plastic Industries	625,500
1273	Anwar Al-Mustaqbal Alalamiya for Importing Electrical and Non-Electrical Appliances and Spare Parts	623,813
1274	Eimar Almodon for Manufacturing Building Materials and Cement Blocks	623,628
1275	Zad Al-Asil for Importing Foodstuffs	622,656
1276	Otour Alwadi for Importing Medical Equipment, Medical Supplies, and Mother and Child Essentials	618,960
1277	Alakil for Importing Foodstuffs	618,476
1278	Lain Alalamiya for Importing Foodstuffs	616,512
1279	Tayba Ad-Dawlia for Importing Furniture and Accessories	616,188
1280	Alalama Alriadiya for Importing Sports Supplies	615,806
1281	Altaryaq Ad-Dawiai for Importing Medical Equipment, Pharmaceuticals, Medical Supplies, and Mother and Child Essentials	612,551
1282	Alqaser Ad-Dawlia for Importing Agricultural Equipment	610,821
1283	Noqtat Tawasul Raqamia for Informatics and Technology	610,500
1284	Ashghal Tunis for Contracting and Construction Works	610,000
1285	Aljil Alqadem for Importing Pharmaceuticals and Medical Equipment	608,989
1286	Alnahda Alwataniya for Importing Transportation Means and Accessories	607,788
1287	Otour Alsanober for Importing Cleaning Supplies and Decorative Materials	607,554
1288	Rokn Almutawasit for Manufacturing Electrical and Electronic Appliances	605,875
1289	Batta for Importing Electrical and Non-Electrical Appliances, Spare Parts, and Electronic Devices	604,230

1290	Dunia Alsaha for Importing Pharmaceuticals, Medical Supplies, and Mother and Child Essentials	603,383
1291	Srar Al-Mumtaz for Importing Raw Materials and Workshop Equipment	600,000
1292	Eilaf Ad-Dawlia Alawla for Importing Clothing, Textiles, and Leather Goods	600,000
1293	Almathmar Alawal for Importing Agricultural Equipment and Supplies	598,853
1294	Al-Intilaqah Aljadeedah for Importing Tires, Batteries, and Car Spare Parts	595,109
1295	Alkahrman Almunir for Importing Electrical Materials and Appliances	594,517
1296	Rabwat Algharb for Importing Foodstuffs	593,552
1297	Sanabel for Manufacturing Woven Bags	592,700
1298	Al-Salamah for Manufacturing Hangars and Corrugated Sheets	591,710
1299	Danob for Importing Pharmaceuticals, Medical Supplies, and Mother and Child Essentials	588,450
1300	Alazm for Importing Pharmaceuticals, Medical Supplies, and Mother and Child Essentials	587,900
1301	Allamsa Almalakia for Importing Agricultural Machinery and Equipment	586,900
1302	Athran Ad-Dawlia for Importing Meat and Live Livestock for Slaughter	586,574
1303	Bianchi for Importing Clothing	584,268
1304	Aljowda Alalia for Agricultural and Livestock Investment	584,055
1305	Oya Almutafawqa for Importing Medical Equipment	582,881
1306	Marmar Libya for Importing Foodstuffs	580,964
1307	Alhawdaj Al'ali for Importing Medical Supplies and Mother and Child Essentials	579,420
1308	Alwahah Aljadeeda for Importing Foodstuffs	579,240
1309	Afaaq Majmoua for Mills, Feed, and Rice Mills	577,133
1310	Al-Borhan Alalamiya for Importing Foodstuffs, Livestock, and Meat	575,210
1311	Medrar Alard for Importing Foodstuffs	573,554
1312	Altanmiya for Manufacturing Plastic Pipes	573,500
1313	Alqaryah for Importing Foodstuffs	571,737
1314	Alajwad Ad-Dawaia for Importing Pharmaceuticals, Medical Equipment, Medical Supplies, and Laboratory Operators	571,354
1315	Buhaira Alsaraya for Importing Heavy Machinery, Equipment, and Spare Parts	567,800
1316	Albarakah Ad-Dawlia for Importing Building Materials and Sanitary Materials	565,622
1317	Mateen for Importing Mother and Child Essentials	564,870
1318	Libya Alata' for Importing Foodstuffs	564,052
1319	Jawad Alnaeem for Importing Foodstuffs	563,989
1320	Albushra for Importing Medical Equipment and Medical Supplies	562,882
1321	Bayn Al-Nahrayn for Importing Foodstuffs	561,600

1322	Saba Almozdahira for Importing Building Materials and Sanitary Materials and Accessories	560,003
1323	Mazaya Al-Manazel for Importing Electrical and Non-Electrical Appliances	557,808
1324	Bayader Al-Nima for Food Industries	555,963
1325	Sultan for Catering and Provisions	552,381
1326	Al-Ezdihar Factory for Wood Industries	551,454
1327	Ayadi Alshifa for Importing Pharmaceuticals, Equipment, and Medical Supplies	550,186
1328	Aseel Al-Fadhia for Importing Building Materials, Sanitary Materials, and Accessories	547,388
1329	Al-Tawafuq Al-Tibbi for Importing Pharmaceuticals, Medical Equipment, and Laboratory Operators	545,600
1330	Al-Tahadan for Importing Books and Stationery	543,927
1331	Rokn Aljazeera for Importing Cleaning Supplies	541,404
1332	Nala for Importing Foodstuffs	540,295
1333	Al-Tabadul for Importing Transportation and Workshop Equipment	539,027
1334	Ward Al-Gharb for Importing Decoration, Sundries, and Cleaning Supplies	538,722
1335	Al-Jaraba for Importing Medical Equipment, Pharmaceuticals, and Maternal and Child Supplies	536,618
1336	Al-Faris Aldawalia for Importing Foodstuffs, Livestock, and Meat	535,950
1337	Shamal Africa Aldawalia for Electrical and Non-Electrical Devices and Spare Parts	534,265
1338	Zahra Al-Firdous for Importing Foodstuffs	532,423
1339	Al-Reem for Importing Pharmaceuticals and Medical Equipment	530,932
1340	Minna Aldawalia for Importing Foodstuffs	530,430
1341	Atlas for Importing Electronics, Electrical, and Household Appliances	529,099
1342	Majmoua Sama for Importing Electrical and Non-Electrical Devices and Spare Parts	527,894
1343	AldahabiaDelta for Importing Clothing, Textiles, and Leather Products	527,206
1344	Aleaj alaked for Importing Pharmaceuticals, Medical Preparations, and Maternal and Child Supplies	525,750
1345	Panorama Libya for Importing Foodstuffs	524,307
1346	Zahra Al-Arab for Importing Decorations and Sundries	523,653
1347	Matlaa Al-Fajr for Importing Pharmaceuticals, Medical Preparations, and Maternal and Child Supplies	523,374
1348	Al-Mansoura Libya for Food Industries	521,478
1349	Al-Badil Al-Alami for Importing Transportation Means and Accessories	519,500
1350	Al-Zafra for Importing Foodstuffs, Livestock, and Meat	518,301
1351	Al-Qistas for Importing Foodstuffs, Livestock, and Meat	517,667

1352	Liptz for Importing Foodstuffs	516,399
1353	Al-Masdar Aldawalia for Importing Foodstuffs, Meat, and Livestock	515,754
1354	Al-Jahd Al-Muthmir for PVC Manufacturing	515,574
1355	Alnsejon alibeoun for Carpet and Moquette Manufacturing	515,495
1356	Tobaktis Sponge Manufacturing Plant	515,400
1357	Al-Rawi for Importing Agricultural Machinery and Spare Parts	514,207
1358	Aljadid Jasmine for Importing Cleaning Supplies	513,649
1359	Al-Raya for Agricultural Production (Limited Liability)	513,311
1360	Masna almotakess for Manufacturing Aluminum and PVC Doors and Windows	510,745
1361	Altadawael alula for Importing Foodstuffs	508,260
1362	Hittin for Importing Transportation Means and Accessories	507,840
1363	Al-Reyada Aldawalia for Importing Building Materials	506,078
1364	Al-Shumus Plant for Manufacturing Aluminum and PVC Doors and Windows	506,054
1365	Al-Taqnia for Telecommunications and Data Services	504,436
1366	Olum alhaiya for Medical and Laboratory Services (Shareholding)	504,310
1367	Majmoua alraida for Manufacturing Cups and Café Supplies	503,904
1368	Al-Wifaq for Importing Transportation Means and Accessories	502,676
1369	Al-Safanat Al-Asliyya for Importing Transportation Means and Accessories	502,287
1370	Qetaf almasa for Iron Industries	502,165
1371	Al-Omran Al-Bahir for Importing Building Materials, Sanitary Products, and Accessories	502,107
1372	Al-Muqdam for Iron Industries	501,000
1373	Al-Saraya Al-Hamra for Importing Marble and Its Accessories	500,751
1374	Mawsim Daera Al-Khair for Agricultural Services and Investment	500,371
1375	Al-Rahba for Importing Foodstuffs	500,018
1376	Al-Ataa Al-Mutawasil for Furniture and Sponge Manufacturing	499,801
1377	Nawar for Food Industries	499,223
1378	Al-Nahda for Prefabricated Housing Manufacturing Plant	496,812
1379	Anwar Al-Shoala for Importing Electrical Supplies	495,839
1380	Musrata Edifice for Importing Transportation Means and Accessories	495,782
1381	Strain for Importing Electrical and Non-Electrical Devices and Spare Parts, and Electronic Equipment	492,793
1382	Khazafiya for Importing Building and Sanitary Materials	490,298
1383	Al-Safran Majmoua for Manufacturing Doors and Home Furniture	489,726
1384	Adrar Akakus for Importing Heavy Machinery (Limited Liability)	489,211

1385	Delta almutahida alula for Importing Pharmaceuticals, Medical Preparations, and Maternal and Child Supplies	487,349
1386	Almanak alsharqe for Importing Foodstuffs	487,206
1387	Alhadita Sectors for Aluminum Manufacturing	485,011
1388	Hilal Al-Qamar for Importing Electronic, Electrical, and Non-Electrical Devices and Spare Parts	484,950
1389	Al-Ezz Aldawalia for Food Industries	484,814
1390	Ithmaar for Importing Agricultural Machinery and Spare Parts	484,731
1391	Al-Naba Al-Safi for Bottling Drinking Water	483,668
1392	Shahin Al-Mustaqbal for Importing Foodstuffs, Livestock, and Meat	483,384
1393	Alhadita Aldawalia for Importing Various Means of Transportation	482,916
1394	Lamsa alula for Importing Household, Electrical, and Electronic Devices	482,220
1395	Tagadm almostadam for Mattress and Sponge Manufacturing	481,436
1396	Al-Aqla for Aluminum Manufacturing	476,694
1397	Al-Obour Equipment for Importing Car Spare Parts	474,386
1398	Almad aljadida for Importing Foodstuffs, Meat, and Livestock	472,017
1399	Shams for Metalwork and Mobile Homes Manufacturing	469,563
1400	Malameh noor for Food Industries	466,069
1401	Tamasih Aldawalia for Food Industries	465,061
1402	Karzaz for Plastic Industries Plant	465,000
1403	Al-Nakheel Aldawalia for Importing Various Means of Transportation and Machinery	464,927
1404	Al-Ashqaqa for Plastic Industries	464,100
1405	Al-Amanah Aldawalia for Importing Decorations and Sundries	463,797
1406	Al-Fath for Importing Agricultural Supplies	463,048
1407	Al-Jazeera Al-Kubra for Aluminum and Plastic Window Manufacturing	462,346
1408	Al-Waha for Food Manufacturing	461,651
1409	Refah altebe for Importing Medical Supplies and Equipment	461,000
1410	Bawasel albena for Importing Building Materials and Sanitary Products	460,982
1411	Wadi Al-Namaa for Importing Agricultural Machinery and Spare Parts	458,350
1412	Sabaq for Importing Transportation Means and Accessories	457,628
1413	Droop Furat for Food Industries	456,350
1414	Alam zen for Food Industries	456,200
1415	Madakel albayda for Importing Machinery, Factory Equipment, and Workshop Supplies	454,105
1416	Al-Jarf for Plastic Industries and Bags of Various Types and Sizes	453,390
1417	Libya hurra Medical Services Company	452,901

1418	Samno for Food Processing, Packaging, and Preparing Nuts, Legumes, and Coffee (Limited Liability)	452,500
1419	Al-Anis for Importing Decorations	452,343
1420	Shate alnakel for Iron Industries	448,005
1421	Al-Amthal for Importing Pharmaceuticals, Medical Equipment, Preparations, and Maternal and Child Supplies	447,397
1422	Hilal for Importing Electrical and Non-Electrical Devices and Spare Parts	447,099
1423	Alhezam alzerai for Importing Agricultural Machinery and Spare Parts	446,067
1424	Al-Maida Al-Jadida for Importing Foodstuffs	445,526
1425	Al-Azimah for Importing Foodstuffs (Shareholding)	445,523
1426	Al-Areeaf Al-Fidhya for Importing Decorations, Sundries, and Cleaning Supplies	444,960
1427	Libya Al-Majd for Importing Cleaning and Sundries Supplies	444,012
1428	Qandi and Partners for Importing Cars, Spare Parts, and Accessories	442,407
1429	Alalmia alkubra for Importing Pharmaceuticals and Medical Preparations	441,390
1430	Shorouq Libya for Plastic Manufacturing	437,580
1431	Al-Fawaris for Importing Cars and Spare Parts	437,574
1432	Belhaj Aldawalia for Cooler Manufacturing	436,316
1433	Bab Al-Hurriyah for Importing Workshop Equipment	433,710
1434	Builders of Tomorrow for Importing Building Materials and Sanitary Products	430,031
1435	Shaima for Food Industries	430,000
1436	Matlaa Al-Fajr Majmoua for Importing Electrical and Non-Electrical Devices and Spare Parts, and Electronic Equipment	429,859
1437	Alhadita Technologia Systems for Computer and IT Services	429,472
1438	Alsahare aljadida for Iron Industries	428,674
1439	Al-Saraha for Importing Transportation Means and Accessories	428,490
1440	Jabal Akakus for Furniture Manufacturing	427,610
1441	Aletajahat for Milling and Feed	426,196
1442	Anwar Misalata for Importing Foodstuffs, Meat, and Livestock	424,155
1443	Alhulul altabia for Importing and Installing Medical Equipment and Laboratories	422,864
1444	Al-Rimal for Importing Foodstuffs, Livestock, and Meat	418,470
1445	Almutahida for Plastic Manufacturing	417,745
1446	Oras for Furniture Importing	416,119
1447	Arwaq for Food Industries	413,960
1448	Al-Mazn for Importing Foodstuffs, Livestock, and Meat	410,670

1449	Shahed almadina for Food Industries	410,002
1450	Rakan Al-Khair for Importing Foodstuffs, Livestock, and Meat	408,960
1451	First Star for Importing Restaurant and Hotel Equipment	408,011
1452	Somood Towers for Importing Building Materials and Sanitary Products and Accessories	407,740
1453	Ideal Summit for Importing Building Materials and Sanitary Products and Accessories	407,000
1454	Marai Poultry Station for Poultry and Parent Stock	406,197
1455	Amazing Excellence for Importing Cleaning Supplies	404,602
1456	Tayeba Tree for Importing Foodstuffs	404,593
1457	Al-Fayhaa Aldawalia for Importing Pharmaceuticals, Medical Equipment, Preparations, and Maternal and Child Supplies	402,500
1458	AldahbiaDiamond for Importing Pharmaceuticals, Equipment, and Medical Preparations and Supplies for Mothers and Children	402,043
1459	Sipes Libya for Paint Manufacturing (Joint Venture)	400,050
1460	Idraj Al-Bustan for Cleaning Products Manufacturing	400,000
1461	Al-Yaqout for Plastic Industries (Subsidiary of Al-Madina Misrata Holding)	399,960
1462	Thass for Marble and Granite Manufacturing	399,841
1463	Arab Union for Feed Manufacturing and Grain Milling	396,426
1464	Sana for Wood and Metal Furniture Manufacturing	395,214
1465	Ghota San Vaz for Food Industries	393,731
1466	Central Excellence for Feed Manufacturing	393,515
1467	Al-Kardon Plant for Marble Cutting and Polishing	392,718
1468	Al-Bunyan for Prefabricated Building Manufacturing	391,921
1469	Ramsa for Importing Pharmaceuticals and Medical Equipment	391,836
1470	Aldawalia Excellence for Plastic and Paper Industries	390,700
1471	Pioneering World for Furniture and Furnishing Importing	388,810
1472	Aljadid Al-Ithar for Importing Foodstuffs, Livestock, and Meat	387,567
1473	Sama Benghazi for Empty Box, Hangar, and Prefabricated House Manufacturing	387,435
1474	Hannibal for Importing Decorations and Sundries	387,017
1475	Al-Morouj Al-Samia Company for importing medicines, medical preparations, and mother and child supplies	386,566
1476	Albahar alkabir for Importing Electrical Materials	385,283
1477	Al'anwaf Aljadida for Importing Means of Transportation, Spare Parts, Tires, Oils, and All Accessories	384,145
1478	Rokan alebda for Food Industries	381,232

1479	Tibesti Aldawlia for Importing Electrical Materials and Spare Parts	380,793
1480	Royal for Manufacturing Furniture, Kitchens, Carpentry, and Decor Work	380,385
1481	Haiti Ala'lamia for Importing Pharmaceuticals, Medical Equipment, and Supplies	377,812
1482	Alinara Albayda for Importing Electrical Devices, Materials, Spare Parts, Electronics, and Accessories	377,405
1483	Alsarya Factory for Manufacturing Sponge and Medical Mattresses	375,220
1484	Takiyan for Importing Foodstuffs, Livestock, and Meats	374,400
1485	Andrah for Manufacturing Cleaning Products	373,338
1486	Aletjah Ala'wel for Importing Agricultural Supplies	372,806
1487	Thoo Alhmm for Importing Medical Equipment	372,346
1488	A'abral'alam for Importing Building Materials	371,526
1489	Almajd for Importing Means of Transportation and Accessories	370,618
1490	Alrabea for Agricultural and Animal Investment	370,185
1491	Shrooq Misurata for Manufacturing Metal Structures and Mobile Homes	369,781
1492	Jawhara Alsaheil Allibiya for Importing Foodstuffs, Livestock, and Meats	369,694
1493	Tripoli Ala'lamia for Importing Foodstuffs	369,514
1494	Lamat Alakhwa for Importing Foodstuffs	369,402
1495	Alwahah Pharma for Importing Pharmaceuticals and Mother and Child Supplies	368,727
1496	Alrokan Althahabi for Importing Foodstuffs, Livestock, and Meats	367,539
1497	Belady Alkhair for Food Industries	366,832
1498	Sama Libya Aljadida for Importing Foodstuffs and Fresh Fruits	365,148
1499	Almathalia Alfany'a for General Contracting	363,938
1500	Aljorf for Importing Foodstuffs	362,772
1501	Aseel Alkhair for Importing Foodstuffs	362,760
1502	Amajid Almutamiaza for Importing Foodstuffs	360,440
1503	Alesha'er for Tourism Services	360,000
1504	Mayas for Importing Various Means of Transportation and Accessories	359,864
1505	Majmoo'at Aljaleed for Importing Electrical Devices and Materials	358,519
1506	Aletihad for Plastic Industries	358,403
1507	Alnaka'a Al'a'ali for General Contracting and Real Estate Investment	358,400
1508	Bareeq Al'adwia for Importing Pharmaceuticals and Medical Equipment	358,213
1509	Akakus Aljanoub for Importing Electronic Devices	357,280
1510	Alsaagy for Packing and Packaging Water, Oils, Beverages, and All Foodstuffs	357,192
1511	Alma'idah Altyebah for Importing Foodstuffs, Livestock, and Meats	356,219

1512	Atayeb Alzad for Food Industries	356,130
1513	Opal for Importing Foodstuffs	355,625
1514	Majma' Alfardos for Importing Electronic and Electrical Devices and Spare Parts	355,018
1515	Alkanar for Importing Means of Transportation and Accessories	354,252
1516	Majmoo'at Alzhoor for Importing Foodstuffs	353,733
1517	Dar Alkaram for Importing Medical Supplies and Equipment	353,597
1518	Alqal'ah Alhasina for Importing Building and Sanitary Materials and Accessories	351,768
1519	Safina Alghtha for Importing Foodstuffs	350,738
1520	Jet for Importing Building and Sanitary Materials	350,654
1521	Alriyada Altijaria for Importing Cleaning, Decoration, and Hardware Supplies	350,300
1522	Asda Libya for Importing Electrical Devices, Materials, and Spare Parts	350,005
1523	Almajmoo'a Alryadh Aldawlia for Importing Raw Materials for Factories and Production Supplies	350,000
1524	Majmoo'at Aljory for Importing Cleaning, Decoration, and Hardware Supplies	349,075
1525	Alyasmeen Aldawlia for Importing Foodstuffs	348,710
1526	Aseel Aldawaiya for Importing Pharmaceuticals, Medical Preparations, Medical Equipment, and Mother and Child Supplies	347,688
1527	Aldoha Benghazi for Aluminum Manufacturing	347,661
1528	Elan for Importing Heavy Machinery and Equipment and Spare Parts	345,419
1529	Aljawhara Allibiya Allami'a for Importing Building and Sanitary Materials and Accessories	345,174
1530	Khubara Altiqnia for Importing Communication Devices and Computers	344,985
1531	Barniq Alhadith for Aluminum and PVC Manufacturing	344,945
1532	Aleetraa Alqadeem for Importing Computers	344,231
1533	Alkanary for Veterinary Pharmaceuticals and Medical Preparations	343,968
1534	Ras Altoba for General Contracting and Real Estate Investment	343,692
1535	Alfawaris Aljadida for Importing Foodstuffs	342,926
1536	Al'etqan for Aluminum and PVC Manufacturing	341,431
1537	Salah Alghitha for Importing Foodstuffs	341,225
1538	Al'etihad Alearabi for Manufacturing Aluminum Doors and Windows	340,069
1539	Alnour Alabyad for Importing Agricultural Machinery and Supplies	340,000
1540	Moroog Libya for Importing Agricultural Machinery, Equipment, and Spare Parts	340,000
1541	Alsaabah Alkhadra for Importing Agricultural Supplies and Machinery	340,000
1542	Alwaleed for Importing Foodstuffs, Livestock, and Meats	339,563
1543	Alharooj Alrayida for Wire Drawing and Nail Manufacturing	339,283

1544	Altaqnia Aljadida for Importing Pharmaceuticals, Medical Equipment, and Mother and Child Supplies	337,413
1545	Alboraq Aldawlia for Importing Means of Transportation, Oils, and Accessories	336,924
1546	Alrabea Alo'la for Importing Pharmaceuticals and Medical Equipment	336,835
1547	Alnour for Importing Foodstuffs	334,710
1548	Alrawafed Alearabya for Importing Workshop and Factory Equipment, Various Means of Transportation, Spare Parts, and Raw Materials	333,884
1549	Rajab Ibrahim Alhaj Ahmed Clothing Factory	333,509
1550	Tibesti Aldawalia Company for Importing Electrical, Electronic Devices, and Spare Parts	331,625
1551	Almumtaz Company for Importing Paint and Equipment	331,540
1552	Alqanas Company for Importing Transportation Means and Accessories	330,448
1553	Akakus Libya Company for Electromechanical Services	329,605
1554	Al-Fath Al-Dahabiya Company for Electrical Industries	328,164
1555	Al-Yaqout Majmoua Company for Importing Electrical and Non-Electrical Devices, Spare Parts, and Electronic Devices	327,870
1556	Alrayhana Al-Alamiya Company for Importing Cleaning Materials	326,683
1557	Aljadid Lineage Company for Importing Building Materials, Sanitary Ware, and Accessories	326,406
1558	Alshurooq Company for Importing Factory and Workshop Equipment and Supplies	325,838
1559	Bashayer Alkhair Company for Poultry Farming	323,298
1560	Athal Aldawalia Company for Importing Medicines, Medical Equipment, and Mother and Child Supplies	323,238
1561	Atlas Company for Importing Agricultural Machinery, Feed of Various Types, and Additives	323,200
1562	Ayan Company for Importing Clothing and Sports Shoes	322,213
1563	Al-Mawada Al-Wosta Company for Importing Foodstuffs, Livestock, and Meat	320,651
1564	Alwafaa Al-Amtal Company for Importing Foodstuffs	320,362
1565	Yanboua Almoheet Company for Importing Transportation Means, Spare Parts, and Accessories	320,313
1566	Zahra Al-Bayt Company for Importing Furniture	319,058
1567	Alada'a Alaa'ali Company for Importing Building Materials	318,456
1568	Alam alebdaa Company for Importing Raw Materials, Paint, and Plastic Packaging	318,100
1569	Alimti az Company for Importing Cleaning Materials	316,773
1570	Al-Irtika Al-Mutajadid Company for Importing Building Materials, Sanitary Ware, and Accessories	316,685
1571	Aljadid Corner Company for Importing Building Materials and Sanitary Ware	316,451

1572	Anadolu Majmoua Company for Importing Building Materials, Sanitary Ware, and Accessories	315,319
1573	Al-Dafniya Al-Haditha Company for Iron Industries	315,000
1574	Zahra Al-Alam Company for Importing Foodstuffs	315,000
1575	Al-Manar Company for Food Industries	313,597
1576	Al-Sharif Majmoua Company for Importing Building Materials, Sanitary Ware, and Accessories	312,732
1577	Rubia Company for Medical Equipment and Supplies	312,609
1578	Al-Wadi Al-Da'em Company for Manufacturing Aluminum, PVC, and Accessories	311,985
1579	Almajd Company for Importing Electrical and Non-Electrical Devices, Spare Parts, and Electronic Devices	309,595
1580	Wahiba and Partners Company for Importing Foodstuffs, Livestock, and Meat	309,225
1581	Jabal Tibesti Company for Marble Manufacturing	309,160
1582	Al-Muttahida Company for Importing Games and Sports Equipment	308,169
1583	Al-Bihar Al-Alamiya Company for Importing Medical Equipment	307,030
1584	Dari altegaria Company for Importing Transportation Means and Accessories	306,500
1585	Altaatweer Company for Importing Workshop and Factory Equipment	306,196
1586	Al-Naaman Majmoua Company for Importing Medicines, Medical Equipment, and Supplies	306,139
1587	Free Libya Noor Company for Importing Books and Stationery	304,560
1588	Tabakt Company for Importing Electrical and Household Goods	302,614
1589	Al-Masfoufah Al-Raqamiyah Al-Mahdooda Company for Communications, IT, and Value-Added Services	302,000
1590	Accurate Solutions Company for Information Technology	301,983
1591	Al-Sadara Company for Manufacturing, Packing, and Preparing Foodstuffs, Legumes, Nuts, and Coffee	300,563
1592	Al-Ard Al-Khadra Company for Importing Foodstuffs, Livestock, and Meat	300,326
1593	Qasr Al-Manara Company for Importing Furniture	299,520
1594	Al-Asalah Al-Da'imah Company for Marble and Granite Manufacturing	298,000
1595	Arkan Al-Sharq Company for Importing Flooring and Carpets	297,967
1596	Al-Osoor Company for Importing Clothing, Textiles, and Leather Goods	297,816
1597	Al-Majmoo'a Al-Alamiya Company for Importing Medicines and Medical Equipment	296,975
1598	Al-Niyazak Al-Dahabiya Company for Importing Foodstuffs, Livestock, Meat, and Fresh Fruits	295,259
1599	Rama Al-Wataniya Company for Importing Medicines and Medical Equipment	295,170
1600	Azdo Company for Importing Medical Equipment, Medicines, Medical Supplies, and Mother and Child Supplies	295,079
1601	Ayyar Company for Electromechanical Works	294,764

1602	Bushariqa Company for Importing Electrical Materials	291,331
1603	Al-Tawd Al-Jadeed Company for Importing Heavy Machinery, Equipment, Spare Parts, and Factory Equipment	290,220
1604	Sama Libya Aldawalia Company for Animal and Agricultural Investment	290,148
1605	Al-Jusoor Company for Importing Workshop and Factory Equipment	290,073
1606	Dana Majmoua Company for Importing Heavy Machinery and Equipment	289,934
1607	Amaan Libya Company for Importing Safes and Furniture	289,607
1608	Al-Ayn Plastic Manufacturing Plant	289,230
1609	Al-Haqool Al-Khadraa Company for Importing Agricultural Equipment and Supplies	287,157
1610	Al-Masar Al-Hadith Company for Importing Heavy Machinery, Equipment, Spare Parts, and Workshop and Factory Equipment	287,075
1611	Al-Tarabot Al-Da'im Company for Importing Transportation Means and Accessories	287,050
1612	Manar Al-Ghad Company for Importing Foodstuffs	286,985
1613	Alsorour Company for PVC and Aluminum Manufacturing	286,976
1614	Alama Al-Jadida Company for Importing Medical Equipment and Supplies	286,491
1615	Al-Tale'a Al-Bahira Company for Importing Building Materials, Sanitary Ware, and Accessories	286,076
1616	Abyat Almutawasit Company for Importing Building Materials, Sanitary Ware, and Accessories	283,716
1617	Sahara Libya Company for Importing Cars and Spare Parts	282,874
1618	Klbs Libya Company for Importing Books and Stationery	282,240
1619	Alwaha Alwataniya Company for Importing Foodstuffs, Livestock, and Meat	279,300
1620	Albuhaira Company for Importing Foodstuffs	277,000
1621	Aldurar Company for Importing Mother and Child Supplies	276,705
1622	Dana Aldawalia Company for Importing Medicines, Medical Equipment, and Mother and Child Supplies	275,811
1623	Al-Mutawasit Al-Zaher Company for Importing Foodstuffs	275,196
1624	Abnaa Belhaj Factory for Car Radiator Manufacturing	275,115
1625	Al-Imad Al-Hadith Company for Importing Furniture	274,385
1626	Alburooj Company for Importing Building Materials, Sanitary Ware, and Accessories	273,865
1627	Dunya Al-Seha Company for Importing Medicines, Serums, and Veterinary Vaccines	273,186
1628	Albatrik Company for Importing Building Materials, Sanitary Ware, and Accessories	272,594
1629	Qoot Company for Importing Foodstuffs, Livestock, and Meat	272,041
1630	Al-Rawaq Company for Plastic Manufacturing	272,000
1631	Al-Khibra Al-Alamiya Company for Importing Medical Supplies, Medicines, and Medical Equipment	270,325

1632	Al-Nahda Company for Importing Building Materials, Sanitary Ware, and Accessories	270,278
1633	Dadas Company for Agricultural and Animal Production, Development, and Improvement	269,227
1634	Bi'r Hzwa Company for Importing Foodstuffs, Livestock, and Meat	267,220
1635	Aldhiya Al-Aali Company for Importing Medicines and Medical Equipment	266,997
1636	Al-Shatee Company for Information Systems	266,962
1637	Al-Bawadi Al-Jadeedah Company for Importing Agricultural Equipment and Supplies	266,957
1638	Al-Bina' Al-Rasekh Company for Importing Building Materials, Sanitary Ware, and Accessories	266,763
1639	Al-Takaful Company for Importing Agricultural Equipment, Supplies, and Spare Parts	265,759
1640	Al-Raswa Company for Plastic Manufacturing	265,100
1641	Wadi Jumhoor Company for Importing Games and Sports Equipment	260,210
1642	First Company for Importing Electrical and Non-Electrical Devices, Spare Parts, Electronic Devices, and Accessories	259,519
1643	Al-Dhahabiya Glass Manufacturing Company	259,434
1644	Nibras Al-Bina' Al-Hadith Company for Importing Building Materials, Sanitary Ware, and Accessories	257,476
1645	Al-Salama Al-Mihaniya Company for Safety Equipment, Road and Environmental Gear	256,569
1646	Elegant Company for Chocolate and Confectionery Manufacturing	255,243
1647	Tibesti Al-Oula Company for Importing Foodstuffs	254,856
1648	Al-Marjan Al-Dawliya Company for Importing Foodstuffs	254,375
1649	Al-Qamar Company for Importing Seeds, Agricultural Supplies, and Spare Parts	254,083
1650	Adwaa Al-Kristal Company for Importing Electrical and Non-Electrical Devices, and Spare Parts	253,732
1651	Dar Al-Khalil Company for Medical Services	253,186
1652	Kilda Company for Importing Medicines, Medical Equipment, and Mother and Child Supplies	252,158
1653	Al-Tasami Company for Importing Medicines, Medical Equipment, and Mother and Child Supplies	251,906
1654	Al-Libya Al-Asriya Company for Importing Medicines, Medical Equipment, and Mother and Child Supplies	251,363
1655	Tadawul Electronic Technology Company	250,852
1656	Al-Khiyar Al-Afdal Company for Importing Electronic and Electrical Devices	250,038
1657	Al-Bardi Company for Soft and Sanitary Paper Manufacturing	249,395
1658	Al-Safi Company for Importing Building Materials, Sanitary Ware, and Accessories	247,649
1659	Al-Zahra Company for Importing Medical Equipment, Medicines, and Medical Supplies	246,766
1660	Zliten Iron Industries Company	245,675

1661	Al-Saraya Manufacturing Plant for Aluminum Doors and Windows	245,481
1662	Ta'er Al-Salam Company for Importing Agricultural Machinery, Equipment, and Veterinary Serums	245,007
1663	Al-Methali Al-Hadith Company for Importing Electrical and Non-Electrical Devices, and Spare Parts	244,946
1664	Al-Libya Al-Alamiyah Al-Oula for General Contracting and Real Estate Investment	244,600
1665	Al-Sinaa Al-Mutqina for Importing Goods and Workshop Equipment	243,427
1666	Al-Gulf Majmoua for Manufacturing Building Materials and Grinding Clinker	242,358
1667	Abraj Al-Tijariya for Importing Foodstuffs	241,671
1668	Al-Ba'd Al-Tasi for Information and Communication Technology, a subsidiary of the Holding Business Center	241,464
1669	Mutawasit Al-Qarrah for Importing Building Materials, Sanitary Materials, and Accessories	241,436
1670	Al-Qaryah Al-Muttahida for Manufacturing and Canning Foodstuffs	240,000
1671	Al-Alam Al-Jadid for Importing Foodstuffs, Livestock, and Meat	239,676
1672	Al-Rabi' Al-Abyad for Importing Furniture and Complements	238,858
1673	Jebal Akakus for Importing Means of Transport and Accessories	238,517
1674	Al-Dardafi Factory for Manufacturing Corrugated Sheets	238,080
1675	Al-Marfa for Importing Means of Transport and Accessories	237,872
1676	Al-Anfan for Importing Foodstuffs	237,087
1677	Dar Al-Khibra for Importing Electrical and Non-Electrical Devices, Spare Parts, and Electronics	236,931
1678	Ain Dwara for Importing Foodstuffs	236,338
1679	Al-Mutawakkil for Manufacturing Aluminum and PVC Doors and Windows	236,051
1680	Al-Nada for Dairy Manufacturing and its Derivatives	235,235
1681	Preparations	235,212
1682	Ala'dat Al-Sihha for Importing Medical Equipment	232,882
1683	Gharyan Aldawalia for Importing Electrical and Electronic Devices	232,695
1684	Al-Qayrawan Al-Jadid for Importing Furniture	232,350
1685	Al-Sunwan Al-Jadid for Importing Foodstuffs, Livestock, and Meat	231,530
1686	Bab Al-Jabal for Importing Foodstuffs, Livestock, and Meat	231,165
1687	Al-Mediterranean Libyan for Importing Medicines and Medical Preparations	230,996
1688	Al-Dira Al-Dhahabiya for Importing Electronic and Electrical Devices	230,771
1689	Jisir Africa for Importing Agricultural Equipment and Supplies	230,335
1690	Al-Fadhayat for Importing Electronic Devices	230,000
1691	Al-Tabadul Al-Hurr for Importing Limited Foodstuffs	229,500

1692	Al-Nada for Mineral Water and Juice Manufacturing and Soft Drinks	226,589
1693	Al-Ajnha Al-Mutaliqa for Importing Electrical Devices	225,237
1694	Qatar Al-Nada for Importing Foodstuffs	225,000
1695	Ri'hab Al-Madina Al-Fadhila for Importing Foodstuffs, Livestock, and Meat	223,440
1696	Al-Mushar for Importing Building Materials, Sanitary Materials, and Accessories	223,352
1697	Al-'Issami Factory for Manufacturing Paint	223,284
1698	Al-Hadaf for Paper Manufacturing	222,250
1699	Al-Rakhai Al-Da'im for Manufacturing Aluminum and PVC	221,209
1700	Titl for Importing Equipment and Workshop Gear and Requirements	221,200
1701	Tabarak Al-Khayr for Importing Foodstuffs, Livestock, and Meat	221,040
1702	Al-Lu'lu' Al-Mumayyazah for Importing Foodstuffs, Livestock, Meat, and Fresh Fruits	220,644
1703	Al-Noor Al-Awwali for Food Industries	220,228
1704	Madinty Al-Dhahabiya for Manufacturing Aluminum and PVC	219,992
1705	Tibb Al-Usra for Importing Medical Equipment, Medicines, Medical Supplies, and Mother and Child Needs	219,965
1706	Majmou'at Al-Mahari for Importing Electrical Devices and Materials	219,792
1707	Al-Qamar Nour for Importing Foodstuffs	219,600
1708	Liyas for Importing Fabrics and Textiles	219,185
1709	Al-Masdar Al-Hadith for Manufacturing Building Materials and Sanitary Materials	218,681
1710	Sirin Medical for Importing Medical Equipment and Mother and Child Supplies	218,125
1711	Al-Ta'awun Al-Da'im for Importing Clothing, Textiles, and Leather Goods	217,750
1712	Al-Maysam for Importing Cars and Spare Parts	216,843
1713	Qasr Al-Fann for Importing Furniture	216,696
1714	Al-Zaytuna Al-Tayyiba for Importing Foodstuffs, Livestock, and Meat	216,240
1715	Libya Al-Muttahida for Importing Means of Transport and Accessories	214,400
1716	Al-Maw'id Al-Jadid for Importing Foodstuffs	214,027
1717	Sama Tech for Internet Services and Information Technology	213,420
1718	Al-Mubadala for Importing Medicines and Medical Equipment	212,500
1719	Al-Dalil Al-'Alami for Importing Means of Transport, Accessories, Spare Parts, Tires, and Oils	212,207
1720	Darat for Importing Foodstuffs, Livestock, and Meat	210,125
1721	Al-Mutasilah Al-Libiyah for Agricultural and Animal Production, Development, and Investment	210,000
1722	Al-Muzar'un Al-Arab for Importing Agricultural Equipment and Supplies	209,188
1723	Miah Al-Naj' for Mineral Water	208,783
1724	Al-Wafa Al-Safi for Importing Cars, Machines, and Spare Parts	208,342

1725	Al-Noor Al-Jadid for Importing Foodstuffs, Livestock, and Meat	208,070
1726	Misrata Al-Ghad for Importing Means of Transport and Accessories	208,000
1727	Areeaf Al-Mediterranean for Importing Car Spare Parts	207,705
1728	Al-Tafuq Al-Zahir for Importing Means of Transport and Accessories	207,337
1729	Al-Tasahil for Importing Medical Equipment, Medicines, and Medical Supplies	205,994
1730	Al-Tabi'a for Food Industries	205,980
1731	Al-Istishari for Importing Computers and Accessories	205,275
1732	Al-Wafir for Food Manufacturing	203,512
1733	Lamat for Information Technology	203,500
1734	Al-Azom for General Contracting and Real Estate Investment	203,293
1735	Al-Riyada Al-Kubra for Importing alhadita Cars	203,148
1736	Dawajin Libya for Raising, Packaging, and Marketing Poultry	202,720
1737	Al-Ibtisama Al-Safiya for Importing Medical Equipment	201,650
1738	Nawa Al-Nakhlah for Importing Foodstuffs, Livestock, Meat, and Dairy Products	201,300
1739	Sahatak Al-Dawiya for Importing Medical Equipment, Medicines, and Supplies	201,299
1740	Awafi Al-Khayr for Importing Medical Equipment, Medicines, and Supplies	201,226
1741	Al-Nibras for Importing Agricultural Equipment and Spare Parts	201,119
1742	Al-Hada'iq Al-Mudhila for Importing Foodstuffs, Livestock, and Meat	201,080
1743	Al-Majdoub Factory for Manufacturing Car Exhaust Parts	200,760
1744	Al-Sharara for Importing Building Materials and Sanitary Materials	200,355
1745	Al-Khalil Al-Alami for Importing Clothing and Textiles	200,000
1746	Al-Ayn for Importing Agricultural Equipment and Supplies	199,816
1747	Al-Zahra Aldawalia for Importing Shoes, Clothing, Bags, and Leather Goods	199,714
1748	Al-Tanmiya for Importing Building Materials	199,395
1749	Ishada for Importing Clothing, Textiles, and Shoes	199,204
1750	Al-Alam Al-Mutajaddid Aldawalia for Importing Foodstuffs, Livestock, and Meat	199,196
1751	Mahtan Fathi Ali Muhammad Al-Qurabazi	197,760
1752	Al-Gulf Al-Sharqi for Importing Medicines	196,750
1753	Sima Al-Mumayyaza for Importing Foodstuffs, Livestock, and Meat	196,469
1754	Takno Labda for Aluminum, PVC, and Suspended Ceilings	195,877
1755	Ta'ni for Importing Foodstuffs	194,979
1756	Al-Rayan Al-Fakher for Importing Foodstuffs	194,509
1757	Al-Bida'a Al-Haditha for Importing Medicines and Veterinary Serums	192,040
1758	Al-Alab Al-Dhahabiya for Importing Sports and Recreational Equipment	191,607

1759	Al-Qal'a Al-Dhahabiya for Importing Cars and Spare Parts	189,570
1760	Al-Shuqiq for Importing Agricultural Equipment and Spare Parts	187,687
1761	Fakhama Al-Jibal for Manufacturing Building Materials	187,545
1762	Al-Ard Al-Marwiya for Importing Foodstuffs	186,749
1763	Sarwah for Importing Foodstuffs, Livestock, and Meat	186,136
1764	Al-Abriq Al-Dhahabi for Importing Household Items	182,962
1765	Al-Qowwa Al-Zarqa for Importing Welding Supplies and Workshop Equipment	182,906
1766	Al-Muharrrik Libya for Importing Electrical and Non-Electrical Devices, Spare Parts, and Electronics	179,910
1767	Frasin for Importing Foodstuffs	179,582
1768	Qasr Al-Khalil for Importing Electrical and Non-Electrical Devices, Spare Parts, and Electronics	179,516
1769	Bayt Al-Muluk for Importing Home and Office Furniture	179,300
1770	Al-Mahasil Al-Ghidaia for Importing Foodstuffs	178,776
1771	Ansam Al-Andalus for Importing Medicines and Medical Supplies	178,000
1772	Al-Asil Al-Hadith for Importing Medical Equipment	177,071
1773	Majmou'at Al-Smet for Importing Medicines and Medical Equipment	177,030
1774	Al-Douma for Importing Cars and Spare Parts	176,373
1775	Africa Al-Jadida for Importing Building Materials and Sanitary Materials	176,203
1776	Al-Fanniyah for Manufacturing Aluminum	175,868
1777	Al-Masdar Al-Hadith for Importing Stationery and Office Supplies	174,613
1778	Majmou'at Al-Fahd for Importing Foodstuffs, Meat, and Livestock	173,938
1779	Wahat Al-Nakhil Al-Areeqa for Importing Foodstuffs	173,654
1780	Al-'Alamiya for Manufacturing Marble	173,619
1781	Al-Dalil Al-Tibbi for Importing Medicines and Medical Preparations	173,592
1782	Jebal Kordofan for Importing Foodstuffs, Livestock,	173,400
1783	Alkhaleel Aldawalia for Iron Industries	172,528
1784	Alomran Alsatea for Importing Building and Sanitary Materials	171,895
1785	Rkaz for Plastic Industries	171,895
1786	Almuda for Importing Household and Electrical Supplies	171,782
1787	Aimeza for Tourism Services	171,680
1788	Altafeq for Importing Medical Equipment and Supplies	171,269
1789	Alwatheon Almutamayezon for Importing Electrical Devices, Supplies, and Spare Parts	170,003
1790	Itihad Alazya for Importing Clothing, Leather Goods, and Garments	168,461
1791	Alqawaed for Engineering Industries	166,896
1792	Jibal Alsafwa for Importing Building and Sanitary Materials and Accessories	166,852

1793	Alhelal for Importing Electrical and Non-Electrical Devices, Spare Parts, and Electronics	166,670
1794	Alhadaf Alsami for Importing Household and Electrical Supplies	166,166
1795	Altaqnia Almutakademah for Importing Agricultural Machines and Equipment	165,818
1796	Tubaktas Libya for Manufacturing Plastic Pipes	165,210
1797	Hateen for Metal Smelting and Forming	163,827
1798	Almnara for Equipping Hospitals and Hotels	163,563
1799	Altadawel for Financial and Electronic Brokerage	163,523
1800	Salveum Libya for Importing Foodstuffs, Livestock, Meat, Clothing, Furniture, and Electronics	162,774
1801	Alqawareer Aldhahabiya for Importing Household, Electrical, Food, Clothing, and Stationery Supplies	161,750
1802	Yashfeen for Importing Medical Equipment, Medicines, Medical Supplies, and Mother and Baby Products	161,182
1803	Alwaseet Alliby for Food Manufacturing	159,585
1804	Almohit Aljadid for Importing Foodstuffs	159,354
1805	Alameera Factory for Food Industries	159,259
1806	Alwasia for Importing Foodstuffs	158,717
1807	Alttatweer Aljadid for Tourism Investment	158,119
1808	Alraya Alhaditha for Importing Medicines and Medical Equipment	157,088
1809	Alkhair Alwaed for Olive Oil Pressing and Packaging	155,585
1810	Almajid Factory for Plastic Bag Manufacturing	155,160
1811	Aleamar Alareek for Importing Building and Sanitary Materials and Accessories	154,964
1812	Alkhate Althahabi for Plastic Pipes and Tanks Manufacturing	154,782
1813	Ataa Alfalah Almutayamiz for Importing Agricultural Machinery	154,705
1814	Remas Alraeda for Importing Building and Sanitary Materials and Accessories	153,574
1815	Almithaq Aldawalia for Importing Agricultural Equipment and Spare Parts	153,213
1816	Alhafitha Althahabiya for Importing Foodstuffs	153,109
1817	Ajyad for Importing Building Materials	152,896
1818	Almasdar Alwaheed for Importing Clothing, Textiles, and Leather Products	151,935
1819	Albaraka Aljadeeda for Importing Foodstuffs, Livestock, and Meat	151,800
1820	Alawal for Trailer and Truck Body Manufacturing	151,358
1821	Azaria for Manufacturing Furniture, Decorations, and Various Office Supplies (LLC)	151,137
1822	Tamir Albenaa for Importing Building and Sanitary Materials and Accessories	150,912
1823	Alnajm Almithaly for Importing Clothing, Textiles, and Leather Products	150,875
1824	Aldaymouma Almithalya for Importing Foodstuffs, Livestock, and Meat	150,450

1825	Alimtiyaz Alawal for Importing Medical Equipment and Supplies	150,220
1826	Alwameed Majmoua for Importing Medicines and Medical Equipment	149,974
1827	Wadi Libya for Importing Foodstuffs and Fresh Fruits	148,200
1828	Rubina for Marble and Granite Manufacturing	147,975
1829	Janoub Almutawasit for Electromechanical Works	147,001
1830	Alealameya Factory for Tile Manufacturing	145,590
1831	Alikhaa Alliby Alawal for Importing Foodstuffs, Livestock, and Meat	145,555
1832	Aleitar for Importing Building Materials	145,141
1833	Sanwan for Importing Electrical and Electronic Supplies	145,109
1834	Alnawras Aldawalia for Importing Stationery and Office Supplies	144,957
1835	Almashirqi for Importing Medicines, Medical Equipment, and Mother and Child Supplies	143,640
1836	Almuthalath for Manufacturing PVC and Aluminum Products	143,513
1837	Almarje Alsihy for Importing Medicines, Medical Preparations, and Mother and Child Supplies	143,095
1838	Alakhyar for Importing Foodstuffs	142,797
1839	Mega Sport for Importing Clothing and Footwear	142,314
1840	Abna Almoqtar for Importing Building and Sanitary Materials and Accessories	141,782
1841	Alhasad for Poultry Farming, Agricultural, and Livestock Production	141,739
1842	Almarjan for Packaging and Wrapping Materials Manufacturing	141,052
1843	Jabal Nafusa for Importing Raw Materials	140,625
1844	Altawheed for Printing and Publishing	140,599
1845	Aldhahira Almithaly for Importing Electrical and Non-Electrical Equipment and Spare Parts	140,250
1846	Hadaeq Jannat for Importing Agricultural Equipment and Spare Parts	139,992
1847	Alsalama Alsomood for Importing Building and Sanitary Materials and Accessories	139,584
1848	Aksir Alealam for Importing Medicines and Medical Equipment	139,529
1849	Alqotoof Alkhadhra for Importing Agricultural Equipment and Supplies	138,954
1850	Altaalq Alliby for Importing Furniture and Accessories	138,866
1851	Almokhtasa for Importing Medical Equipment and Supplies	138,825
1852	Almadina Pack for Manufacturing Metal Containers, Subsidiary of Almadina Misrata Holding	138,210
1853	Alsanabel Alkhadhra for Importing Foodstuffs	137,360
1854	Aqar for Oil Services	136,400
1855	Abraj Misrata for Importing Building and Sanitary Materials and Accessories	135,610
1856	Qimat Alastabraq for Importing Clothing, Textiles, and Leather Products	135,600
1857	Bayt Altaam for Importing Foodstuffs	135,012
1858	Estidama for Importing Cleaning Materials	133,782
1859	Alnoorin Commercial for Importing Foodstuffs, Livestock, and Meat	131,940

1860	Abna Alzubaidi Factory for Floor Tile Manufacturing	131,250
1861	Sama Global for Importing Foodstuffs, Livestock, and Meat	130,650
1862	Alaseel Factory for Aluminum and PVC Doors and Windows Manufacturing	130,385
1863	Almesbar Aldawalia for Communications and Information Technology	130,366
1864	Ajyal for Manufacturing Soft Paper and Hygienic Preserves	130,000
1865	Alamlak Aldawalia for Importing Building and Sanitary Materials and Accessories	130,000
1866	Buyout Alrahma for Importing Building Materials (LLC)	128,760
1867	Albahaj Aldawalia for Manufacturing Aluminum and PVC Doors and Windows	127,646
1868	Aldossar Alawal for Importing Building and Sanitary Materials and Accessories	126,992
1869	Noor Alsharq for Importing Foodstuffs, Livestock, and Meat	126,748
1870	Alforsan Alawal for Importing Foodstuffs, Basic Goods, Livestock, and Meat	126,500
1871	Almokhtar for Confectionery and Food Manufacturing	125,320
1872	Sajad Libya for Importing Clothing and Textiles	125,050
1873	Esnad Aldawalia for Importing Medicines, Medical Equipment, and Laboratory Supplies	124,637
1874	Alaawael Alalamia for Importing Cleaning Materials	124,140
1875	Emar Alfann for Importing Building Materials	123,395
1876	Aljabal for Manufacturing PVC, Aluminum, and Decorations	123,044
1877	Alpha for Chemical Industries	123,000
1878	Athwaq Majmoua for Importing Foodstuffs, Livestock, and Meat	122,976
1879	Alshuraka for Importing Electrical Equipment, Devices, Spare Parts, and Electronic Accessories	122,735
1880	Alnamareq Almithalya for Importing Furniture	122,564
1881	Almaamoura Aljadeeda for Flour Mills, Feed, and Rice Milling	122,450
1882	Mezran for Importing Electrical and Non-Electrical Equipment and Spare Parts	122,317
1883	Aljazeera Aldawalia for Importing Clothing, Textiles, and Leather Products	122,263
1884	Taleen for Manufacturing PVC, Aluminum, Stainless Steel, and Glass (LLC)	121,535
1885	Alteeb for Feed Manufacturing	121,300
1886	Rowad Almutawasit for Importing Means of Transport, Cars, and Spare Parts	120,000
1887	Almottowar Aljadeed for Importing Building and Sanitary Materials and Accessories	120,000
1888	Almostaqbal Alomrany for Importing Means of Transport and Accessories	120,000
1889	Almadina Alhaditha for Aluminum, Suspended Ceilings, and Decorations Manufacturing	119,485
1890	Swany for Food Industries	119,106
1891	Rabah for Plastic Manufacturing	118,575
1892	Aljeel Alasher for Importing Electrical and Non-Electrical Devices and Spare Parts	118,500
1893	Carnival for Manufacturing Doors, Windows, and Decorations	118,474

1894	Almasar Almutahid for Importing Means of Transport and Accessories	118,315
1895	Alaafya Almutamayyza for Importing Foodstuffs, Livestock, and Meat	117,800
1896	Dar Alsaafa for Seal Manufacturing	117,759
1897	Alriyadah for Sponge and Mattress Manufacturing	117,184
1898	Siraj Alamtal for Importing Means of Transport and Accessories	116,893
1899	Almajara Aljadeeda for Importing Electronics, Spare Parts, Accessories, and Mobile Phones	116,750
1900	Eksir Alsihha for Importing Medicines and Medical Equipment	116,152
1901	Alyaqoot Alsafi for Importing Heavy Machinery, Equipment, Supplies, and Factory Equipment	116,050
1902	Alwan Almutawasi for Importing Building and Sanitary Materials and Accessories	116,010
1903	Alsanbila Alrafa for Importing Agricultural Supplies	115,200
1904	Alrashed for Plastic Manufacturing	115,000
1905	Royal Aldawalia for Importing Clothing and Furnishings	114,674
1906	Aldik for Importing Means of Transport and Accessories	114,524
1907	Azzahra Alsharqia for Importing Electrical, Non-Electrical Devices, Spare Parts, and Electronics	113,950
1908	Almeeza Alalamia for Importing Building Materials	113,315
1909	Naseem Almazraa for Importing Foodstuffs	112,772
1910	Alburj Alabyad Aldawalia for Importing Building and Sanitary Materials and Accessories	112,444
1911	Mask Alghaba for Importing Foodstuffs and Livestock	111,592
1912	Alhayat Alafdal for Importing Cleaning Materials	111,382
1913	Albyad Aljadeed for Importing Restaurant and Café Supplies	111,363
1914	Aram for Importing Medicines and Medical Equipment	110,859
1915	Almandara Aldawalia for Importing Various Means of Transport and Spare Parts	110,501
1916	Alamal for Plastic Manufacturing and Derivatives	110,492
1917	Alssadaqa Almithaly for Beverage and Food Manufacturing	110,487
1918	Almalak Aljadeed for Importing Foodstuffs, Fresh Fruits, Vegetables, Livestock, and Meat	110,000
1919	Alwasila for Importing Building and Insulation Materials of All Types	109,932
1920	Afanan Alshajar Alakhadar for Importing Foodstuffs	109,401
1921	Alsadara for Importing Medical Equipment and Supplies	109,134
1922	Ghanima Majmoua for Importing Foodstuffs, Livestock, and Meat	108,325
1923	Bab Alsahra for Importing Foodstuffs, Livestock, and Meat	108,000
1924	Shobob Alkhair for Importing Foodstuffs, Meat, and Livestock	107,800
1925	Alandalus for Ice Cream Manufacturing	107,601
1926	Alafdal Althahabi for Importing Building Materials and Sanitary Supplies	107,300
1927	Docks for Importing Means of Transport and Accessories	106,742
1928	Najm Albahr for Maritime Transport (LLC)	105,000

1929	Aldoom for Oil Services	104,760
1930	Amoaj Alhaditha for Importing Building and Sanitary Materials and Accessories	104,081
1931	Aleamer for Importing Foodstuffs	103,014
1932	Altofeeq Majmoua for Investment and Tourism Services	102,714
1933	Alrafiq Aldaem for Importing Cars and Spare Parts	102,607
1934	Ramali Albahr for Importing Medicines, Medical Equipment, and Mother and Child Supplies	102,472
1935	Alrubaa Aldawliya for Importing Clothing, Textiles, and Leather Products	101,937
1936	Nasyaat Alkhair for Importing Agricultural Equipment and Spare Parts	101,351
1937	Alsahil for Paper Manufacturing	101,349
1938	Alekberat Allibya for Importing Oil Equipment	101,300
1939	Alnasiaa Aldawalia for Importing Foodstuffs	101,250
1940	Atlas Alawal for Importing Means of Transport and Accessories	101,208
1941	Alamal Almutaliq for Manufacturing PVC and Aluminum Doors and Windows	101,027
1942	Albidaya Alawal for Importing Foodstuffs	100,981
1943	Alastabraq Althahabi for Importing Raw Materials	100,800
1944	Rama for Plastic Manufacturing	100,760
1945	Fadae Albaraa for Importing Mother and Child Supplies	100,340
1946	Albahja for Importing Household Items	100,247
1947	Aleasema Alalamia for Importing Cars and Spare Parts	100,050
1948	Alkon Alttibia for Importing Medicines and Medical Equipment	100,000
1949	Altejan for Importing Medical Equipment and Dental Supplies	99,633
1950	Zeen Aljawaher for Importing Foodstuffs	99,278
1951	Alnahda Almutamayiza for Importing Medicines, Medical Supplies, and Mother and Child Products	99,227
1952	Alkaffa'a Alalama for Importing Transportation Means and Accessories	99,129
1953	Alwatanya for Importing Transportation Means and Accessories	98,750
1954	Alartiqaa Altibi for Importing Medicines, Medical Supplies, and Mother and Child Products	98,560
1955	Majmoua Zain for Importing Electrical Devices and Materials	97,200
1956	Tayba for Importing Foodstuffs	96,336
1957	Alsorouh Alwatanya for Importing Foodstuffs, Livestock, and Meat	96,248
1958	Bena for Importing Foodstuffs	96,000
1959	Allibiya Almutakhassisa for Importing Chemicals and Agricultural Supplies	95,497
1960	Alrashed for Importing Building Materials	95,232
1961	Jawharat Garji for Importing Foodstuffs, Livestock, and Meat	94,965

1962	Alatwar for Importing Electrical Systems	94,236
1963	Almashareq Alalamya for Importing Heavy Machinery, Equipment, and Spare Parts	93,973
1964	Rawasem for Manufacturing Advertising and Media Materials	92,186
1965	Alsyoul for Importing Agricultural Equipment and Spare Parts	90,450
1966	Almaseera Alkubra for Importing Foodstuffs	90,028
1967	Alaws for Technical Services and Security Protection	90,000
1968	Alyarmouk Aljadeeda for Importing Building Materials and Sanitary Materials	89,598
1969	Azaj for Glass and Aluminum Works	88,847
1970	Dar Aljoud for Importing Generators, Spare Parts, Electrical Materials, and Electronic Devices	88,800
1971	Shams Alasyl Allibi for Importing Foodstuffs, Livestock, and Meat	88,800
1972	Alqamar for Manufacturing Cleaning Materials	88,175
1973	Aliaf Libya for Manufacturing Fiberglass	88,015
1974	Altanmya Allibiya for Importing Building Materials, Sanitary Materials, and Accessories	87,786
1975	Dhalal Libya Aloula for Manufacturing Tents and Canopies	87,383
1976	Almada for Passenger Transport	86,914
1977	Aloud Altayeb for Importing Decorative Materials, Hardware, and Cleaning Products	86,909
1978	Alqudrah for Importing Veterinary Medicines and Serums	86,592
1979	Alrayyan Aldawliya Aloula for Importing Building Materials	86,500
1980	Itlala for Engineering Industries	85,952
1981	Libya for Importing Optics and Accessories	85,840
1982	Meftah Alaman for Importing Safes, Keys, and Locks	85,753
1983	Alraqi Aldawliya for Importing Raw Materials	85,704
1984	Dekor for Importing Building Materials, Sanitary Materials, and Accessories (subsidiary of Almadina Misurata Holding)	85,690
1985	Rama for Manufacturing Aluminum and PVC Engineering Industries	85,488
1986	Almaras Alwatanya for Importing Books and Stationery	84,697
1987	Alhedaya for Importing Paint Paste and Raw Materials	84,266
1988	Souhoul Alqardabiya for Importing Foodstuffs	84,240
1989	Labda for Manufacturing Cleaning Materials	84,123
1990	Almadhish for Importing Building Materials, Sanitary Materials, and Accessories	82,908
1991	Arkan Almadina for Importing Furniture	82,587
1992	Almansoura for Importing Furniture	82,576
1993	Alamtiaz for Manufacturing Aluminum and PVC Doors and Windows	82,502
1994	Marina Aldawa'iyah for Importing Medicines, Equipment, and Medical Supplies	81,900

1995	Aras for Importing Building Materials, Sanitary Materials, and Accessories	81,644
1996	Aljawhara Albayda for Food Industries	81,595
1997	Dadas for Mills, Feeds, and Rice Processing	81,499
1998	Almajmo'a Almutamayiza Alhaditha for Importing Foodstuffs, Livestock, and Meat	81,400
1999	Ashbal Alsaeeda for Importing Foodstuffs	81,286
2000	Ben Zahia and Partners for Importing Clothing, Textiles, and Leather Goods	81,000
2001	Borouj Alsalam for Manufacturing Animal Feed and Flour	80,101
2002	Altoyur Allama'a for Poultry Farming	79,910
2003	Alta'awun Alraqi for Importing Building Materials, Sanitary Materials, and Accessories	79,821
2004	Alnawarat for Manufacturing Sweets, Ice Cream, and Foodstuffs	79,570
2005	Alwatan for Importing Decorative Materials, Hardware, and Cleaning Products	79,250
2006	Nafitha for Manufacturing and Working with Aluminum and PVC	78,643
2007	Casa Libya for Importing Foodstuffs	78,618
2008	Alhares Aldawliya for Importing Carpets and Furnishings	78,095
2009	Almokhtar for Insurance	77,948
2010	Alaseel for Importing Books, Stationery, and Office Supplies	77,707
2011	Almuneer Allibi for Importing Medical Equipment and Supplies	77,592
2012	Lazward for Importing Building Materials and Sanitary Materials	76,500
2013	Fada' Libya for Tourism Services	76,485
2014	Taj Libya for Importing Medicines	76,400
2015	Altawheed for Importing Foodstuffs	75,502
2016	Sidrat Altaiba for Importing Medicines and Medical Equipment	75,196
2017	Alargoone for Importing Foodstuffs, Livestock, and Meat	74,880
2018	Alalam Almuttahid for Technical Systems	74,331
2019	Agadir Asharq for Importing Foodstuffs, Livestock, and Meat	74,100
2020	Alasala Alda'ima for Importing Marble, Granite, Building Materials, Sanitary Materials, and Accessories	73,978
2021	Almaharah Alalamya for Importing Foodstuffs	73,860
2022	Taj Alefah for Importing Foodstuffs and Supplies	73,395
2023	Najmat Aldawa for Importing Medicines, Medical Equipment, Medical Supplies, and Accessories	73,305
2024	Roz Libya for Importing Foodstuffs	73,297
2025	Alwokala for Importing Cars and Spare Parts	72,951
2026	Wadi Nalut for Bottling Water, Beverages, and Foodstuffs	71,750

2027	Alnujourn Allibiya for Importing Foodstuffs	71,100
2028	Alalama for Importing Air Conditioning, Refrigeration Devices, Accessories, and Spare Parts	71,033
2029	Alan'am for Importing Medicines and Medical Equipment	70,432
2030	Abtalna for Importing Clothing and Sports Equipment	70,331
2031	Alfanous Alwatanya for Importing Household and Electrical Goods	70,000
2032	Nahj Alkhair for Importing Foodstuffs, Livestock, and Meat (Limited Liability)	69,007
2033	Almesbar for Importing Wires, Cables, and Electrical Materials	68,920
2034	Almutahida Alshamaliya for Importing Agricultural, Animal, and Poultry Supplies	68,714
2035	Alwatanya Aldawliya for Importing Medicines, Medical Equipment, Medical Supplies, and Accessories	68,404
2036	Amwaj Albaraka Aldawliya for Importing Foodstuffs and Livestock	68,000
2037	Almezan for Food Manufacturing	67,987
2038	Alitqan for Carton and Packaging Manufacturing	67,800
2039	Basha'er Libya Aldawliya for Importing Foodstuffs, Livestock, and Meat	67,599
2040	Alhilal for Manufacturing Plastic Materials	65,790
2041	Mowrid Alamal for Importing Oils and Lubricants for Vehicles	65,452
2042	Libya for Manufacturing Construction Chemicals	65,272
2043	Athaqeel Aldawliya for Importing Transportation Means and Accessories	65,100
2044	Almarkez alibi almane for Orthopedic Surgery	64,477
2045	RAL for Importing Foodstuffs	64,400
2046	Almostanad Arrasikh for Food Manufacturing	64,350
2047	Gulf Majmoua for Importing Building Materials and Sanitary Materials	63,877
2048	Almawaqid for Installation and Maintenance of Central Heating	63,442
2049	Leptus for Importing Household and Electrical Goods	61,592
2050	Qanawat Altaqnia for Information and Communication Technology	61,500
2051	Ramadan Fathi Ali Araqto Factory	59,690
2052	Alsayf Almuhand for Importing Foodstuffs, Livestock, and Meat	59,673
2053	Alikhtiyar Alsahih for Importing Furniture	59,560
2054	Gym for Importing Transportation Means and Accessories	58,933
2055	Alsaraha for Importing Computers and Electronics	58,850
2056	Jawharat Al-Um for Importing Mother and Child Supplies	58,800
2057	Ajwan for Manufacturing Textile	58,529
2058	Almansoura for Manufacturing Cleaning Products	58,425
2059	Marathon Benghazi for Importing Medical Clothing and Footwear	57,300

2060	Sahil Libya for Importing Foodstuffs and Meat (Limited Liability)	56,976
2061	Altawasul for Manufacturing Prefabricated Homes, Hangars, and Refrigeration Rooms	56,699
2062	Almushtal for Importing Agricultural Supplies	56,217
2063	Oya for Metal Recycling	55,360
2064	Almotamayez Alawal for Importing Medicines, Medical Equipment, and Mother and Child Supplies	55,333
2065	Alintilaqah Almutamayiza for Importing Transportation Means and Accessories	55,241
2066	Alandalus Aldawalia for Importing Building Materials, Sanitary Materials, and Accessories	55,025
2067	Asia for Importing Medicines and Medical Equipment	54,750
2068	Alinara for Importing Electrical and Non-Electrical Equipment and Spare Parts, and Electronic Devices	54,618
2069	Asarya for Importing Cleaning Materials	53,338
2070	Altaqniat Alhaditha Aloula for Importing Agricultural Machines and Supplies	53,307
2071	Jood Majmoua for Importing Electrical Equipment and Materials	53,184
2072	Alataa Almutatawira for Importing Tires, Batteries, Vehicles, and Spare Parts	52,817
2073	Everest for Importing Foodstuffs	52,328
2074	Alnoaman Majmoua for Manufacturing Eyewear and Lenses	52,011
2075	Aljood Alhadith Aldawalia for Importing Foodstuffs, Livestock, and Meat	51,840
2076	Alzai Alwatani for Importing Foodstuffs, Livestock, and Meat	51,616
2077	Afnan for Manufacturing Paint and Wall Putties	51,506
2078	Fawanis Alkhair Aldawalia for Importing Clothing, Textiles, and Leather Goods	51,212
2079	Diyar Alfakhama for Importing Household and Office Furniture and Furnishings	49,840
2080	Jenet for Importing Medical Equipment	49,495
2081	Ahlam Alsaaeda for Importing Clothing and Leather Goods	49,482
2082	Alrasheed Libyan Majmoua for General Contracting and Real Estate Investment	49,200
2083	Yamamatalsharq for Importing Foodstuffs	49,090
2084	Alwaqt Aldhababi for Importing Watches and Accessories	48,938
2085	Durob Alqimma for Supplying Hotels, Restaurants, and Cafes	48,810
2086	Namarq Alkhair for Importing Decorative Materials, Hardware, and Cleaning Products	48,675
2087	Taj Libya for Importing Automotive Paints	48,111
2088	Alfaneya for Importing Medical Equipment	48,080
2089	Aldelta Aldawalia for Importing Household and Electrical Appliances	47,981
2090	Alsharara for Importing Transportation Means and Accessories	47,976
2091	Larco for Food Industries	47,792

2092	Tubactus Cement for Manufacturing Concrete Mixes	47,631
2093	Alnokhba for Importing Sports Equipment, Recreational Items, and Games	47,600
2094	Alsaraha Aldawalia for Importing Transportation Means and Accessories	47,405
2095	Tarsin Aloula for Importing Furniture	47,329
2096	Alghosn Alfadhi for Importing Foodstuffs	46,791
2097	Alnojoom Alalamya for Importing Foodstuffs, Livestock, and Meat	46,500
2098	Alameed for Importing Foodstuffs	46,010
2099	Aldhabi for Food Industries, Mills, Feeds, and Rice Processing	45,367
2100	Aldirae Alarabi for Importing Building Materials, Sanitary Materials, and Accessories	44,616
2101	Akakus Aldawalia Medical for Importing Medical Equipment, Pharmaceuticals, and Mother and Child Supplies	44,550
2102	SR for Maintenance Services and Environmental Solutions	44,093
2103	Alsadeed for Importing Foodstuffs	43,957
2104	Alimtiyaz Alda'em for Manufacturing Sponge	43,000
2105	Alkifah for General Metalworking, Metal Fabrication, and Manufacturing Metal Furniture and Rolling Doors	42,051
2106	Azawia Agricultural for Importing Tractors and Agricultural Supplies	40,820
2107	Mazaya Albayt for Importing Household, Electrical, and Non-Electrical Appliances	40,064
2108	Almasdar Almutamayez for Importing Sanitary and Building Materials	40,054
2109	Alkatla Alsafraa for Importing Agricultural Machines and Spare Parts	39,515
2110	Mawazin Libya for Electronic Systems and Scales	39,114
2111	Alqimmah Allami'ah for Importing Building Materials, Sanitary Materials, and Accessories	37,615
2112	Almahsoul Alghathaei Alawal for Importing Foodstuffs, Livestock, and Meat	37,503
2113	Qotoof for Importing Building Materials and Sanitary Materials	37,216
2114	Alrabeea Aldawalia for Importing Mother and Child Supplies	36,844
2115	Alhadaf Pharmaceutical for Importing Medicines, Pharmaceuticals, and Mother and Child Supplies	36,585
2116	Alusra for Importing Medicines and Mother and Child Supplies	36,273
2117	Alwadq Aldawalia for Importing Foodstuffs	36,250
2118	Balad Alrabeea for Importing Building Materials, Sanitary Materials, and Accessories	35,811
2119	Alfaris for Importing Transportation Means and Accessories	35,005
2120	Alqusur Aldhabibiya for Importing Furniture	34,969
2121	Darib Alimtiyaz for Importing Transportation Means and Accessories	34,565
2122	Paris for Tourism Services	33,711

2123	Masafi for Importing Foodstuffs	33,372
2124	Abnaa Al'aaber for Importing Electrical and Non-Electrical Equipment and Spare Parts	32,018
2125	Almajra Alwataniya for Mills, Feeds, and Rice Processing	31,787
2126	Noor Alhuda for Manufacturing Cleaning Materials and Brooms and Accessories	30,780
2127	Zareeq for Importing Electronics and Electrical Appliances	30,274
2128	Quraysh for Importing Building Materials	29,194
2129	Aljawda for Importing Medicines, Medical Equipment, Pharmaceuticals, and Mother and Child Supplies	29,092
2130	Alikhtiyar Almoomayaz for Importing Building Materials and Sanitary Materials	28,971
2131	Mas Aljawda for Importing Decorative Materials, Hardware, and Cleaning Products	28,080
2132	Alardh Aldhahabiya for Food Industries	27,657
2133	Kilimanjaro for Importing Furniture	27,194
2134	Techno Majd for Importing Electrical and Non-Electrical Equipment and Spare Parts and Electronic Devices	26,800
2135	Alrubyan for Salt Industries	26,691
2136	Aldhwaa' Aljadeeda for Importing Building Materials, Sanitary Materials, and Accessories	24,800
2137	Farm for Importing Agricultural Machines and Spare Parts	23,817
2138	Almukhtar Almithaly for Importing Transportation Means and Accessories	23,266
2139	Crystal Aldawalia for Manufacturing Paint and Accessories (Limited Liability)	22,000
2140	Itihad for Insurance	21,423
2141	Tasameem Al'ammam for Importing Building Materials, Sanitary Materials, and Accessories	20,034
2142	Alqala'a Al'ula for Importing Veterinary Medicines and Serums	19,419
2143	Shaheen Aljabal Aldawalia for Importing Building Materials	19,024
2144	Alhandasya for Manufacturing Metalworks and Hangar Equipment	15,821
2145	Sanabel Almadina for Importing Foodstuffs	13,500
2146	Refaq Al'asima for Importing Foodstuffs	12,699
2147	Fitir Benghazi for Mushroom Cultivation and Soil Production	11,820
2148	Majmoua Aldawliya for Insurance	3,100

**Accepted Coverage Requests**  
**By Goods or Services - Private Sector**  
**From 1/1 - to 31/10/2024**

**"Descending order"**

Order.	Goods or services	Value in USD
1	Miscellaneous Food Commodities	2,328,555,090
2	Production and Operation Supplies	1,913,714,718
3	Transportation, tires, batteries and spare parts	680,990,326
4	Building Materials and Construction Supplies	552,069,605
5	Feeds	483,546,551
6	Machinery and Equipment	427,524,841
7	Essential Commodity Production Requirements	426,571,161
8	Live and frozen meat	405,573,863
9	Electronic Equipment	354,345,979
10	Medicines	311,717,739
11	Agricultural	243,104,795
12	Household and Household Electrical	208,796,032
13	Milk, diapers and baby food	169,115,288
14	Sanitary materials	110,030,981
15	Milk	102,554,200
16	Cheeses	89,128,507
17	Burniq Air requests	81,990,838
18	Clothing and Shoes	54,580,332
19	Airlines Transfers	52,322,492
20	Furniture	44,472,114
21	Various navigational services	43,723,610
22	Agricultural	39,507,286
23	Stationery	30,723,933

24	Fruits and Vegetables	25,349,553
25	Production and Operation Services	24,091,384
26	Hygienic materials	23,941,043
27	Special requests for Libyan Wings Company	21,556,188
28	ICT Services	18,496,273
29	Cleaning materials	18,269,644
30	Ghee	18,076,330
31	Miscellaneous	17,388,990
32	Veterinary Medicines	14,061,830
33	Tobacco of all kinds and accessories	11,085,500
34	Libyan Express Air Transport Company	10,881,994
35	Fish and Marines	8,459,100
36	Gold Import Transfer	5,910,975
37	Butter	5,377,801
38	Oya Airlines expenses	4,775,859
39	Carpets and Textiles	3,626,244
40	Other Goods	2,580,731
41	Ghadames Airlines Company	1,850,017
42	Medical	1,804,633
43	Iron and steel plant operating requirements	1,669,833
44	MedSky Airways Company requests	1,618,347
45	Insurance Companies Transfers	784,513
46	System subscription fees	610,500
47	Costs of tourist services	565,391
48	Goods for public services	266,962
49	Port Operating Supplies	175,517
50	Visa fees costs	76,485

**Accepted Coverage Requests ?**  
**According to Country of Origin - Private Sector ?**  
**From 1/1 - to 31/10/2024?**

**"Descending order"?**

Order.	Country of origins	Value in USD
1	Türkiye	1,910,835,576
2	China	1,046,680,498
3	Egypt	921,322,865
4	Russian Federation	635,820,428
5	Brazil	475,394,235
6	India	468,834,714
7	Italy	439,046,778
8	Tunisia	323,045,078
9	Ukraine	268,459,768
10	Spain	227,753,177
11	Thailand	212,648,956
12	Argentina	191,736,687
13	Germany	177,598,661
14	France	169,917,174
15	United Arab Emirates	143,056,380
16	Netherlands	141,236,586
17	Saudi Arabia	122,865,476
18	Belgium	116,540,354
19	United States	116,497,532
20	Ireland	109,357,066

21	Poland	97,921,950
22	South Korea	97,431,287
23	New Zealand	86,511,064
24	Romania	84,130,235
25	Japan	73,126,353
26	Indonesia	63,081,338
27	Greece	56,592,301
28	Viet Nam	55,930,515
29	Sri Lanka	46,848,140
30	United Kingdom	42,092,579
31	Austria	37,971,023
32	Morocco	35,717,329
33	Ecuador	35,681,545
34	Jordan	31,007,918
35	Switzerland	30,418,089
36	Sweden	28,319,923
37	Hungary	26,324,496
38	Oman	25,583,154
39	Denmark	24,932,891
40	Portugal	16,754,537
41	Kuwait	14,102,014
42	Slovakia	13,154,978
43	Bahrain	11,445,224
44	Lithuania	11,157,989
45	Algeria	10,445,337
46	Malaysia	9,173,279
47	Australia	8,793,535

48	Malta	8,735,202
49	Slovenia	6,424,179
50	Colombia	6,229,600
51	Gabon	6,221,967
52	Moldova	5,679,237
53	Costa Rica	5,578,660
54	Bulgaria	5,289,511
55	Europe	4,529,784
56	Finland	4,225,252
57	Mexico	3,678,828
58	Qatar	3,415,250
59	Pakistan	3,136,230
60	Lebanon	2,676,279
61	Canada	2,452,820
62	Croatia	2,434,390
63	Cyprus	2,297,923
64	Czech Republic	2,270,647
65	Iraq	2,267,800
66	Cayman Islands	2,158,487
67	Estonia	1,954,978
68	Norway	1,768,605
69	Taiwan	1,690,354
70	Cambodia	1,662,549
71	Bangladesh	1,566,095
72	Equatorial Guinea	1,546,030
73	Serbia	1,527,482
74	Guatemala	1,467,279

75	Luxembourg	1,389,853
76	South Africa	1,286,771
77	Iceland	1,218,067
78	Bosnia and Herzegovina	984,731
79	Singapore	646,883
80	Uruguay	640,000
81	North Korea	625,526
82	Hong Kong S.A.R.	573,439
83	Nigeria	563,255
84	Former Yugoslav Republic of Macedonia	557,198
85	Chile	440,316
86	Albania	436,200
87	Ethiopia	414,212
88	Latvia	388,210
89	Yemen	260,000
90	Europe	254,415
91	Namibia	251,082
92	Puerto Rico (United States)	242,069
93	Tanzania	213,200
94	Ghana	110,800
95	Cuba	106,990
96	Dominican Republic	90,559
97	Belarus	61,250
98	Syria	60,151
99	Sudan	10,349
100	Sierra Leone	3,082
101	Réunion	880

**Accepted Coverage Requests ?**  
**According to Beneficiary Country - Private Sector ?**  
**From 1/1 - to 31/10/2024?**

**"Descending order"?**

Order.	Beneficiary Country	Value in USD
1	Türkiye	2,115,873,268
2	United Arab Emirates	1,306,498,080
3	Switzerland	779,467,137
4	Egypt	652,173,564
5	United Kingdom	625,717,586
6	China	479,992,260
7	Italy	432,029,404
8	Tunisia	376,862,520
9	Spain	309,550,060
10	Canada	187,282,696
11	Austria	171,798,184
12	Jordan	167,644,390
13	Japan	151,268,972
14	Thailand	145,467,573
15	France	140,122,807
16	Netherlands	136,864,642
17	South Korea	126,166,595
18	Germany	118,334,629
19	New Zealand	72,829,505
20	Slovakia	61,558,614

21	Belgium	55,819,958
22	India	55,611,710
23	Saudi Arabia	49,140,633
24	United States	43,809,727
25	Morocco	39,225,379
26	Denmark	37,843,591
27	Malta	37,390,005
28	Indonesia	35,749,332
29	Singapore	35,725,837
30	Ukraine	34,604,535
31	Oman	33,660,982
32	Romania	30,864,584
33	Mauritius	30,597,991
34	Sri Lanka	29,021,640
35	Sweden	28,415,160
36	Hong Kong S.A.R.	23,930,168
37	Ireland	22,012,673
38	Brazil	21,991,898
39	Poland	17,878,222
40	Portugal	15,141,665
41	Greece	14,253,514
42	Kuwait	14,102,014
43	Hungary	13,166,854
44	Bahrain	11,962,495
45	Algeria	9,315,157
46	Luxembourg	8,645,244
47	Swaziland	8,547,800

48	Slovenia	8,000,705
49	Qatar	7,709,420
50	Lithuania	7,655,705
51	Cyprus	7,641,755
52	Bulgaria	5,549,496
53	Argentina	5,085,640
54	Viet Nam	4,540,158
55	Ecuador	4,244,308
56	Malaysia	4,017,707
57	Russian Federation	3,900,000
58	Finland	3,528,871
59	Lebanon	2,315,451
60	Cayman Islands	2,158,487
61	Serbia	1,527,482
62	South Africa	1,452,589
63	Georgia	1,230,920
64	Iceland	1,218,067
65	Australia	1,182,325
66	Liechtenstein	1,166,004
67	Pakistan	1,110,423
68	Moldova	1,000,800
69	Bosnia and Herzegovina	984,731
70	Taiwan	842,950
71	Croatia	693,394
72	Bangladesh	671,434
73	Czech Republic	564,006
74	Nigeria	563,255

75	Monaco	445,676
76	Albania	388,977
77	Latvia	388,210
78	Estonia	156,510
79	Djibouti	72,620
80	Former Yugoslav Republic of Macedonia	53,415
81	Norway	15,365
82	Sierra Leone	3,082
83	Europe	726

## Accepted Coverage Requests ?

### List of all entities - **Public Sector** ?

From 1/1 - to 31/10/2024?

"Descending order"?

Order.	Entity Name	Value in USD
1	Libyan Iron and Steel Company	394,342,453
2	Libyana Mobile Phone Company	111,604,950
3	National Development Agency	94,302,326
4	Administrative Centres Development Authority	50,499,805
5	Almadar Aljadid Company	47,772,167
6	Aletihad Alarabee Contracting Company J.S.C	46,087,540
7	Misurata Free Zone	28,182,550
8	Afriqiyah Airways	26,043,499
9	Libya Telecom and Technology Company J.S.C	23,970,086
10	Al Ahlia Cement Company J.S.C	18,095,549
11	Tatweer Industrial Investment Company	11,968,000
12	Libya Insurance Company	11,889,827
13	Hatef Libya Company	9,909,761
14	Libyan International Telecommunications Company	8,377,937
15	Housing and Utilities Projects Implementation Authority	5,721,046
16	Libyan Airlines	5,631,455
17	Awqaf General Authority and Islamic Affairs	2,108,454
18	Al-Manhaj Printing and Publishing Company	1,945,321
19	Alenma Electric Investment Company	1,869,824
20	Tatweer Industrial Investment Company	1,501,155
21	General Company for Importing Security Goods	1,465,100

22	Libyan Ports Company	1,376,150
23	Libyan Federation of Insurance Companies	975,371
24	Public Company for General Cleaning Services Tripoli	892,000
25	Libyan Academy for Communications and Informatics Company	807,382
26	National Center for Meteorology	768,951
27	Social Welfare Fund at the Ministry of Interior	722,408
28	Moamalat Financial Services Company	629,977
29	Electrical Industries Company	603,843
30	Atheqaa Company for Meat and Food Import Joint Stock	413,050
31	Construction and Maintenance Authority of Ports and Fishing Harbors	139,741
32	Trucks and Buses Company	107,300
33	University of Benghazi	85,429
34	The Agricultural and Animal Projects Development and Investment Authority	76,250
35	Aljeel Aljadeed for Technology Company	50,144
36	Tatweer Real Estate and Tourism Investment Company	48,285
37	Libya Post Company	15,178
38	Insurance Supervisory Authority	10,500
39	Anamaa Allebeyah Insurance Company J.S.C	6,624

## Accepted Coverage Requests ?

According to Goods or Services - **Public Sector**??

From 1/1 - to 31/10/2024?

**"Descending order"**?

Order.	Goods or Services	Value in USD
1	Libyan Iron and Steel Company Requirements	370,664,675
2	Production and operation requirements	95,410,322
3	Communications and IT Services	84,490,220
4	Requests of Transportation Projects Board	64,300,000
5	Libyana Mobile Phone Company Requests	60,623,723
6	Aletihad Alarabee Contracting Company	41,119,610
7	Machinery and Equipment	33,821,897
8	Almadar Aljadid	31,270,113
9	Airline Transfers	22,090,807
10	Libya Telecom and Technology Company	19,276,729
11	Port Operating Requirements	14,930,659
12	Libya Insurance Company Transfers	10,706,784
13	Miscellaneous Food Commodities	8,064,000
14	Afriqiyah Airways	7,934,218
15	Al Ahlia Cement Company J.S.C	7,856,192
16	Housing Projects Authority Requests	5,721,046
17	Building Materials and Construction Supplies	5,365,739
18	Foodstuffs	4,317,050
19	Libyan Airlines Requirements	3,741,718

20	Port operation and maintenance requirements	3,739,477
21	Production and Operation Services	3,432,984
22	Awqaf General Authority and Islamic Affairs	2,108,454
23	Miscellaneous	2,030,750
24	Electronic Devices	1,948,376
25	General Company for Importing Security Goods	1,465,100
26	General Electricity Company Requirements	1,090,179
27	Transportation, tires, batteries and spare parts	829,977
28	Training Course Transfers	821,882
29	Social Welfare Fund	722,408
30	Libyan Ports Company	646,645
31	Moamalat Financial Services Company Requirements	310,977
32	Agricultural	76,250
33	Goods for public services	66,625
34	Hatef Libya Company Operating Supplies	15,178
35	Insurance Companies Requests	6,624

**Accepted Coverage Requests**  
**According to Country of Origin - Public Sector**  
**From 1/1 - to 31/10/2024**

**"Descending order"**

Order.	Country of origin	Value in USD
1	Brazil	249,260,381
2	China	208,151,739
3	United Arab Emirates	70,648,740
4	Bahrain	67,611,929
5	Türkiye	48,254,843
6	Germany	39,165,107
7	Italy	35,958,185
8	United Kingdom	34,827,468
9	United States	25,810,102
10	Spain	20,526,436
11	Sweden	14,788,423
12	Egypt	13,066,026
13	France	9,655,108
14	Tunisia	9,223,971
15	Austria	9,096,745
16	India	8,833,974
17	Saudi Arabia	7,377,003
18	Belgium	5,967,785
19	Finland	4,611,321
20	Hong Kong S.A.R.	4,348,865
21	Europe	3,909,583
22	Singapore	3,209,259

23	Denmark	2,893,146
24	Netherlands	2,139,781
25	Jordan	1,965,100
26	Malta	1,716,837
27	Lebanon	1,154,682
28	Portugal	1,010,524
29	Thailand	728,050
30	Slovenia	675,255
31	Mexico	608,391
32	Gabon	597,071
33	Czech Republic	563,325
34	Cameroon	506,456
35	Morocco	468,123
36	Bulgaria	395,377
37	Greece	302,531
38	Poland	290,217
39	Mauritius	240,498
40	Switzerland	188,848
41	Ukraine	109,897
42	Canada	58,529
43	Luxembourg	56,574
44	Estonia	17,038
45	Lithuania	13,413
46	Latvia	9,657
47	Romania	2,575
48	Sierra Leone	2,500

**Accepted Coverage Requests**  
**According to Beneficiary Country - Public Sector**  
**From 1/1 - to 31/10/2024**

**"Descending order"**

Order.	Beneficiary Country	Value in USD
1	China	194,059,391
2	United States	157,639,559
3	Brazil	84,271,872
4	United Arab Emirates	75,006,701
5	Bahrain	68,623,533
6	Türkiye	59,251,063
7	United Kingdom	35,319,272
8	Italy	32,351,915
9	Jordan	31,967,426
10	Tunisia	24,756,308
11	Austria	19,684,005
12	Spain	16,819,532
13	Sweden	16,645,133
14	Germany	15,199,929
15	France	14,528,353
16	Egypt	10,066,026
17	Switzerland	9,285,742
18	India	7,376,505
19	Saudi Arabia	6,499,272
20	Denmark	5,292,759

21	Hong Kong S.A.R.	4,690,978
22	Malta	4,613,711
23	Finland	4,611,321
24	Singapore	3,209,259
25	Belgium	2,991,234
26	Netherlands	2,139,781
27	Lebanon	1,116,994
28	Slovenia	675,255
29	Morocco	468,123
30	Thailand	413,050
31	Bulgaria	380,072
32	Greece	302,531
33	Portugal	266,999
34	Mauritius	240,498
35	Poland	93,000
36	Canada	58,529
37	Luxembourg	56,574
38	Estonia	17,038
39	Lithuania	13,413
40	Latvia	9,657
41	Romania	2,575
42	Sierra Leone	2,500

## Accepted Coverage Requests <sup>?</sup>

### Foreign Transfers - Salaries<sup>?</sup>

From 1/1 - to 31/10/2024<sup>?</sup>

Order.	Entity	Value in USD
1	EgyptAir Company	15,354,441
2	Alaman Bank for Trade and Investment	7,597,976
3	Tunisair branch	5,655,208
4	Bank of Commerce and Investment	4,137,738
5	Al Andalus Bank Company	2,238,815
6	Tadhamun Bank Company	2,060,800
7	Arab Islamic Investment Bank	1,575,585
8	(63) Salary transfers for foreigners	1,087,646
9	Mediterranean Bank	801,680
10	Al Ahly Sport Club	431,769
11	Wahda Bank	260,000
12	German Airlines	160,950
13	Royal Jordanian Airlines Branch	151,678
14	Embassy of the State of Qatar	4,665

### According to Beneficiary Country - Foreign Transfers (Salaries)¶

Order.	Beneficiary Country	Value in USD
1	Egypt	15,635,841
2	Tunisia	6,278,412
3	United States	4,015,000
4	United Kingdom	3,569,611
5	Spain	3,262,008
6	Morocco	1,417,030
7	United Arab Emirates	1,366,153
8	India	1,201,730
9	Netherlands	1,091,215
10	China	759,094
11	Jordan	713,995
12	Mauritius	552,207
13	Türkiye	281,836
14	Malta	274,077
15	Belgium	189,120
16	France	179,406
17	Germany	160,950
18	Ukraine	104,245
19	Poland	97,735
20	Mali	72,625
21	Bulgaria	67,800
22	Philippines	66,030
23	Italy	56,630
24	Lebanon	35,330
25	Sudan	34,500
26	Uzbekistan	13,842
27	Moldova	11,864
28	Pakistan	6,000
29	Qatar	4,665