

Central Bank of Libya

Commercial Banks' Uses of Foreign Exchange

During (1/1 – to 30/11/2024)



Research and Statistics Department

&

Banking and Monetary Supervision Department



Foreign Exchange Expenditures' Movement Analysis

From 1/1 – to 30/11/2024

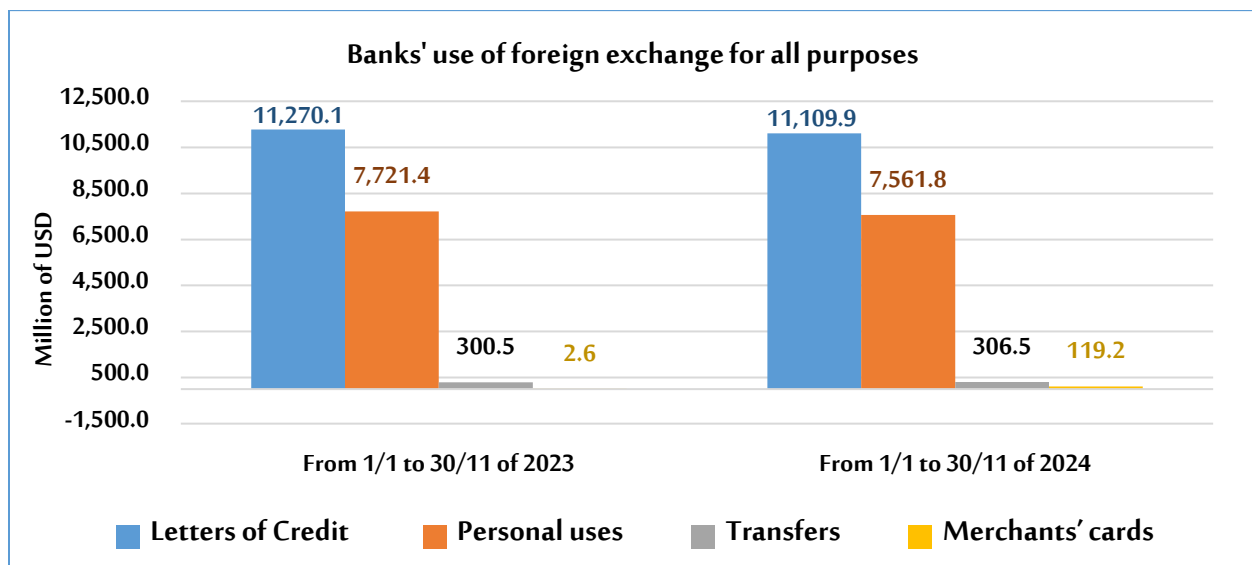
The total uses of foreign exchange by banks from 1/1 – to 30/11/2024 amounted to about \$19,097,368,715 compared to \$19,249,517,119 during the same period of 2023, which is a decline of about \$197,148,403, with a rate of 1.0%.

The letters of credit accounted for **58.2%** of total bank uses of foreign exchange, personal purposes accounted for **39.6%** of total bank uses of foreign exchange, while transfers accounted for only **2.2%** of total uses.

The actual banks' uses of foreign exchange for all purposes

" in USD "

Item	From 1/1 to 30/11 of 2023	From 1/1 to 30/11 of 2024	Change in value	Percentage change
Letters of Credit	11,270,060,180	11,109,930,355	-160,129,825	-1.4
Transfers	300,488,717	306,476,629	5,987,912	2.0
Personal uses	7,721,368,222	7,561,784,179	-159,584,043	-2.1
Merchants' cards	2,600,000	119,177,553	116,577,553	4,483.8
Total	19,294,517,119	19,097,368,715	-197,148,403	-1.0





Amounts sold to banks in foreign exchange for all purposes:

According to the table below, which illustrates the values sold of foreign exchange by banks, it is clear that [National Commercial Bank](#) was the most bank purchased foreign exchange from 1/1 – to 30/11/2024 with a market share of 17.4%, as the total amounts of foreign exchange purchased was about \$3,313,641,261, followed by [Aman Bank for Trade and Investment](#) with a market share of 15.7%, as the total amounts of foreign exchange purchased was about \$2,990,556,211, then [Jumhouria Bank](#) was in the third place with a value of \$2,089,782,607. Then [Nuran Bank](#) was ranked in fourth place with a value of \$1,667,353,764, then [Wahda Bank](#) was in fifth place with a value of \$1,659,813,761. Then the following banks come in terms of relative importance in order: [the United Bank, Libyan Islamic Bank, Bank of Commerce and Development, Sahara Bank, and Andalus Bank](#) as shown in the table below, which also contains the order in which banks were in the same period of 2023.



Ranking of banks according to the total amounts sold of foreign exchange.

Bank	From 1/1 to 30/11 of 2023			From 1/1 to 30/11 of 2024		
	Order	Value in USD	Market Share	Order	Value in USD	Market Share
National Commercial Bank	1	2,552,001,732	13.2%	1	3,313,641,261	17.4%
Aman Bank for Trade and Investment	4	1,962,987,204	10.2%	2	2,990,556,211	15.7%
Jumhouria Bank	3	2,260,881,521	11.7%	3	2,089,782,607	10.9%
Nuran Bank	5	1,717,885,489	8.9%	4	1,667,353,764	8.7%
Wahda Bank	2	2,296,109,814	11.9%	5	1,659,813,761	8.7%
United Bank for Commerce and Investment	8	1,362,130,087	7.1%	6	1,150,484,454	6.0%
Bank of Commerce and Development	7	1,368,549,838	7.1%	7	1,129,180,594	5.9%
Libyan Islamic Bank	14	379,103,376	2.0%	8	1,007,048,030	5.3%
Sahara Bank	9	991,224,983	5.1%	9	791,247,310	4.1%
Andalus Bank	13	406,648,392	2.1%	10	755,350,443	4.0%
North African Bank	10	657,235,427	3.4%	11	695,466,511	3.6%
Assaray Trade and Investment Bank	12	418,653,543	2.2%	12	567,724,565	3.0%
First Gulf Libyan Bank	11	588,769,006	3.1%	13	526,062,081	2.8%
Libyan Foreign Bank	18	86,561,127	0.4%	14	172,144,989	0.9%
Tadhamon Bank	17	194,355,556	1.0%	15	153,513,684	0.8%
Alwaha Bank	16	210,644,498	1.1%	16	150,420,217	0.8%
Yaqeen Bank	6	1,563,181,743	8.1%	17	134,708,775	0.7%
Mediterranean Bank	19	50,176,363	0.3%	18	104,952,131	0.5%
Alwafa Bank	15	227,417,422	1.2%	19	29,154,406	0.2%
Arab Investment Islamic Bank	-	-	-	20	8,654,923	0.05%
National Union Bank	20	0	0.0%	21	108,000	0.0%
Total	-	19,294,517,119	100.0%	-	19,097,368,715	100.0%



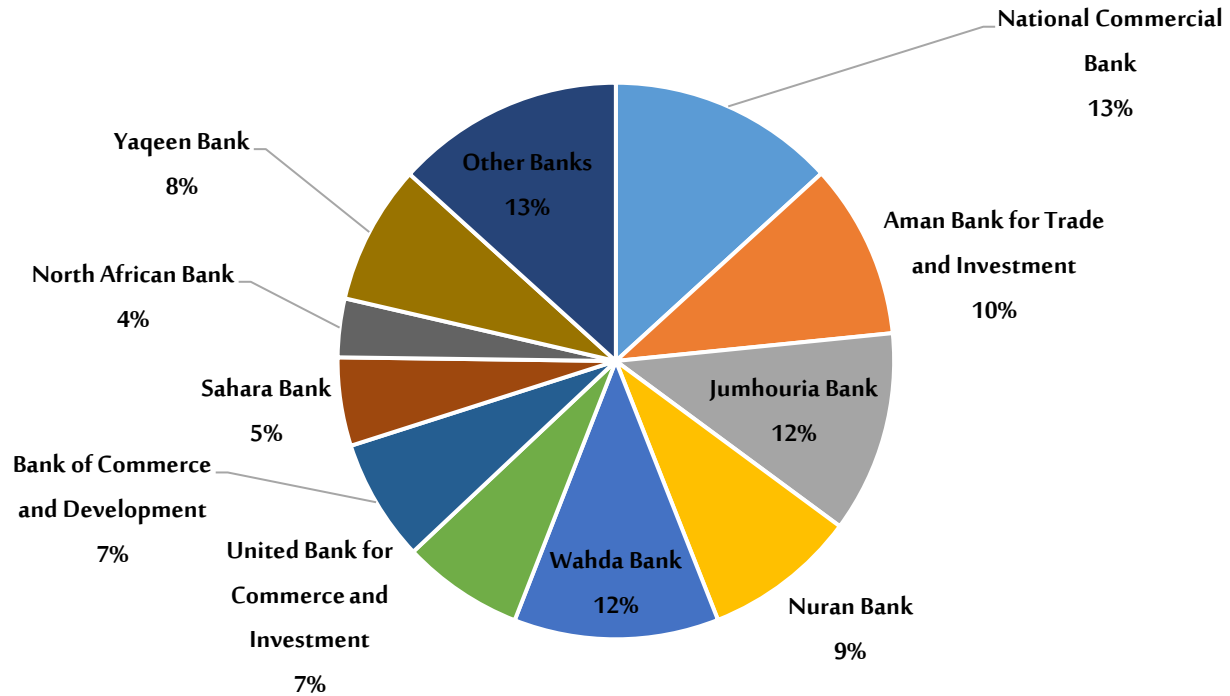
Amounts sold to banks in foreign exchange - According to purpose.

"In Millions of USD"

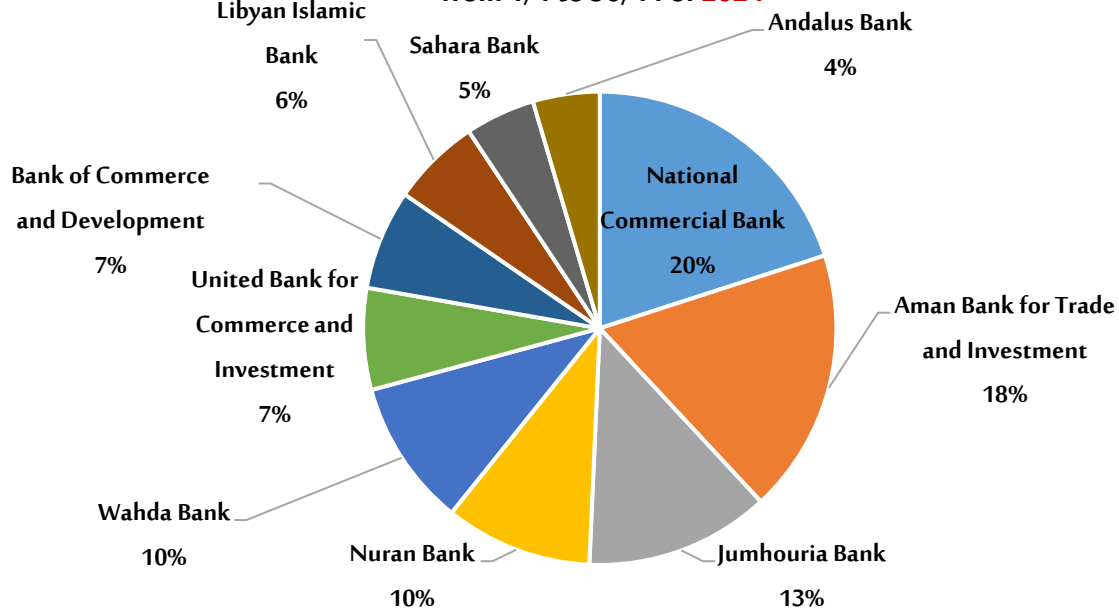
Order	Bank	Letters of Credit		Miscellaneous Transfers		Personal Purposes		Merchants' cards	
		From 1/1 to 30/11 of 2023	From 1/1 to 30/11 of 2024	From 1/1 to 30/11 of 2023	From 1/1 to 30/11 of 2024	From 1/1 to 30/11 of 2023	From 1/1 to 30/11 of 2024	From 1/1 to 30/11 of 2023	From 1/1 to 30/11 of 2024
-1	National Commercial Bank	1,220,025,282	2,083,508,923	5,465,690	2,434,137	1,324,410,760	1,191,598,200	2,100,000	36,100,000
-2	Aman Bank for Trade and Investment	615,136,763	959,981,984	2,094,353	1,866,634	1,345,356,087	1,970,587,100	400,000	58,120,493
-3	Jumhouria Bank	1,251,445,551	1,321,767,055	54,130,470	6,523,152	955,305,500	761,492,400	0	0
-4	Nuran Bank	1,355,952,801	1,325,412,243	29,799,588	22,794,221	332,133,099	308,422,800	0	10,724,500
-5	Wahda Bank	1,949,650,324	850,715,516	938,689	9,855,945	345,520,801	799,242,300	0	0
-6	United Bank for Commerce and Investment	435,651,238	563,523,354	3,377,258	0	923,101,591	586,780,600	0	180,500
-7	Bank of Commerce and Development	993,138,787	787,889,701	45,377,579	18852893.24	330,033,472	322,438,000	0	0
-8	Libyan Islamic Bank	5,700,000	354,278,813	0	72,659,418	373,403,376	579,009,800	0	1,100,000
-9	Sahara Bank	385,491,797	448,836,727	11,601,821	19,283,182	594,131,366	323,127,400	0	0
-10	Andalus Bank	359,084,243	640,410,728	8,663,874	14,011,719	38,900,275	100,927,996	0	0
-11	North African Bank	352,256,453	415,482,766	41,643,848	29,378,345	263,335,126	249,623,900	0	981,500
-12	Assaray Trade and Investment Bank	381,396,573	465,299,192	26,056,450	9,964,513	11,200,521	81,365,300	0	11,095,560
-13	First Gulf Libyan Bank	557,123,973	496,767,073	30,696,353	28,195,608	948,680	1,099,400	0	0
-14	Libyan Foreign Bank	60,338,358	107,076,238	25,563,089	64,467,252	659,680	601,500	0	0
-15	Tadhamon Bank	194,355,556	123,064,384	0	2,060,800	0	28,388,500	0	0
-16	Alwaha Bank	110,476,840	52,759,573	1027076.25	1,977,244	99140582	95,683,400	0	0
-17	Yaqeen Bank	777,957,194	7,127,904	14,052,582	616,371	771,071,967	126,589,500	100,000	375,000
-18	Mediterranean Bank	41,338,819	81,245,155	0	812,193	8,837,544	22,394,783	0	500,000
-19	Alwafa Bank	223,539,627	16,851,106	0	0	3,877,795	12,303,300	0	0
-20	Arab Investment Islamic Bank	0	7,931,922	0	723,001		0		0
-21	National Union Bank	0	0	0	0	0	108,000	0	0
	Total Grand	11,270,060,180	11,109,930,355	300,488,717	306,476,629	7,721,368,222	7,561,784,179	2,600,000	119,177,553



Relative importance by bank for foreign exchange uses
from 1/1 to 30/11 of 2023



Relative importance by bank for foreign exchange uses
from 1/1 to 30/11 of 2024





Accepted banks' requests to cover Letters of Credit and transfers, except for personal purposes, from 1/1 – to 30/11/2024:

The number of companies, factories, public entities, and other entities whose applications were approved to purchase foreign exchange from 1/1 – to 30/11/2024 has reached (2,333), with a number of total requests amounting to **15,856** applications. Most of these applications were made on purpose to cover letters of credit, which were **13,836** applications, **87.3%** of the total applications, as shown in the following tables:

Number of accepted applications for foreign exchange purchase - by sectors

Sectors	Number of companies, factories, or entities
Private Sector	2,212
Public Sector	39
Miscellaneous Entities	82
Total	2,333

Number of accepted applications for foreign exchange purchases by type of transfer

Transfer type	Number of requests			Total	Relative Importance %
	Private Sector	Public Sector	Banking Sector		
Letters of Credit	13,515	307	14	13,836	87.3%
Airlines Transfers	957	77	13	1047	6.6%
Commercial Transfers	38	305	40	383	2.4%
Other Transfers	29	274	16	319	2.0%
Insurance Transfers	26	91	0	117	0.7%
Salary Transfers	0	0	67	67	0.4%
Industrial Transfers	72	10	0	82	0.5%
Gold Import Transfer	5	0	0	5	0.0%
Total	14,642	1,064	150	15,856	100.0%



1. Private Sector

The number of private sector companies and factories reached (2,212) whose requests for foreign exchange from banks to cover Letters of credit and other transfers were approved during the period (1/1 - until 30/11/2024), where requests for the purchase of foreign exchange by the private sector to import Miscellaneous Food Commodities ranked first of the total purchase requests during the period, constituting **24.8%** of the total foreign exchange purchase requests. As for private sector companies, Al Naseem Food Industries Company ranked first during the period. The following tables show the purchase orders for the top hundred goods or services, as well as purchase orders according to the most important hundred companies during the period (1/1 - until 30/11/2024).

Purchase orders for the top fifty goods or services - Private sector

During the period (1/1 – 30/11/2024)

"Descending order"

Order.	Company or factory	Value in USD	Relative Importance %
1	Miscellaneous Food Commodities	2,607,154,373	24.8%
2	Production and Operation Supplies	2,132,261,403	20.3%
3	Transportation, tires, batteries and spare parts	749,319,747	7.1%
4	Building Materials and Construction Supplies	697,384,892	6.6%
5	Feeds	541,106,912	5.2%
6	Electronic Equipment	467,873,583	4.5%
7	Machinery and Equipment	456,428,603	4.3%
8	Essential Commodity Production Requirements	447,193,742	4.3%
9	Live and frozen meat	423,373,745	4.0%
10	Medicines	330,659,318	3.2%
11	Agricultural	254,689,261	2.4%
12	Household and Household Electrical	214,903,008	2.0%
13	Milk, diapers and baby food	172,944,049	1.6%
14	Sanitary materials	114,774,617	1.1%
15	Milk	110,527,131	1.1%



16	Cheeses	90,855,621	0.9%
17	Burniq Air requests	84,799,074	0.8%
18	Hygienic materials	62,503,998	0.6%
19	Airlines Transfers	62,106,653	0.6%
20	Clothing and Shoes	60,564,281	0.6%
21	Furniture	47,562,541	0.5%
22	Various navigational services	46,102,130	0.4%
23	Agricultural	40,802,065	0.4%
24	Stationery	33,184,151	0.3%
25	Production and Operation Services	28,938,354	0.3%
26	ICT Services	26,595,113	0.3%
27	Fruits and Vegetables	25,379,557	0.2%
28	Special requests for Libyan Wings Company	23,239,555	0.2%
29	Cleaning materials	19,640,615	0.2%
30	Ghee	18,076,330	0.2%
31	Miscellaneous	17,943,178	0.2%
32	Veterinary Medicines	14,870,539	0.1%
33	Tobacco of all kinds and accessories	14,734,000	0.1%
34	Libyan Express Air Transport Company	11,563,285	0.1%
35	Gold Import Transfer	9,900,055	0.1%
36	Fish and Marines	8,666,509	0.1%
37	Butter	5,377,801	0.1%
38	Oya Airlines expenses	4,775,859	0.05%
39	Carpets and Textiles	3,753,138	0.04%
40	Other Goods	2,580,731	0.02%
41	Medical	1,980,639	0.02%
42	Ghadames Airlines Company	1,917,015	0.02%
43	Iron and steel plant operating requirements	1,669,833	0.02%
44	MedSky Airways Company requests	1,618,347	0.02%
45	Insurance Companies Transfers	820,460	0.01%
46	Goods for public services	641,962	0.01%
47	(GS1) System subscription fees	610,500	0.01%



48	Costs of tourist services	565,391	0.01%
49	Port Operating Supplies	175,517	0.002%
50	Visa fees costs	76,485	0.001%

Purchase orders by the most important hundred companies - Private sector

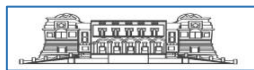
During the period (1/1 – 30/11/2024)

"Descending order"

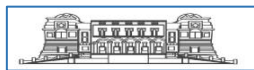
Order.	Company or factory	Value in USD
1	Alnaseem Company for Food Industries	171,803,102
2	Alsharq Allebi Company for Mills, Feeds, and Rice Hullers	144,435,115
3	Wadi Alkuf Company for Mills, Feeds, and Rice Hullers	129,436,308
4	Allibya Almotahida Company for Beverage Packaging	123,552,069
5	Toyota Libya Company for Car Trading, Spare Parts, Import, and Export	111,867,348
6	Berniq Airlines Company	100,375,547
7	Albena Altaqni Company for Building Materials Import	98,890,596
8	Aljadeed Company for Foodstuff Import	98,618,097
9	Osoul Alteknologia Company for Electronics and Electrical Devices Manufacturing	98,167,089
10	Drob Libya Company for Transportation Means and Accessories Import	86,753,974
11	Aali Alandalus Company for Food Industries	85,218,557
12	Africa Company for Beverage Packaging	82,545,860
13	Alsaraya Alraqueia Company for Foodstuff, Fresh Vegetables, Fruits, Livestock, and Meat Import	78,389,663
14	Alwasl Almunir Company for Foodstuff, Livestock, and Meat Import	76,134,521
15	Almabrooka Company for Foodstuff Import	75,335,242
16	Sharian Alhayat Company for All Types of Feeds, Supplements, Agricultural Equipment, Animal Seeds, and Grain Milling Import	75,000,000
17	Almamoura Company for Food Industries, Mills, and Feeds	70,733,342
18	Allibya Alkubra Company for Semolina and Flour Manufacturing	68,811,427
19	Joudy Company for Food Industries	67,924,487
20	Sama Allibya Company for Foodstuff, Livestock, and Meat Import	63,714,712
21	Majmoat Alemtiaz Company for Transportation Means and Accessories Import	60,833,178
22	Majmoat Alraidoon Company for Building Materials Manufacturing	59,764,516



23	Almaher Aldawli Company for Mills and Feeds	57,664,421
24	Alpha Company for Medicines, Medical Equipment, Pharmaceuticals, and Mother & Child Supplies Import	55,857,817
25	Basmat Aljoda Company for Foodstuff, Livestock, and Meat Import	54,753,210
26	Alrihan Company for Food Manufacturing	54,523,476
27	Aljahiza Company for Foodstuff Import	54,392,000
28	Jabal Alkuf Company for Cars and Spare Parts Import	54,331,491
29	Aljoda Alalamia Alola Company for Feeds, Flour Mills, and Food Industries	53,572,906
30	Yeld Company for Foodstuff Import	53,414,375
31	Asarya Aldhababiya Company for Foodstuff Import	52,381,354
32	Aljibal Company for Feeds Manufacturing	52,132,868
33	Khairat Alayadi Company for Foodstuff Import	50,327,500
34	Jodat Almowsem Company for Foodstuff Import	48,931,500
35	Almajmoa Allebiya Company for Oil and Energy Services	48,620,320
36	Tripoli Alkubra Company for Tomato and Foodstuff Production and Packaging	45,836,880
37	Aljadeed Company for Food Industries	45,097,951
38	Alibda Company for Detergents, Soap, and Supplies Manufacturing	43,685,910
39	Alajnha Allibya Company for Aviation	43,553,028
40	Aroos Albayda Company for Livestock and Meat Import, Subsidiary of Akakus Holding Company	42,272,200
41	Alwisam Aldhababi Company for Flour, Mills, Feeds, and Rice Hullers Manufacturing	41,176,565
42	Bostan Libya Company for Foodstuff, Livestock, and Meat Import	40,653,483
43	Fardas Company for Pasta and Couscous Manufacturing	40,420,518
44	Omega Company for Chemical Industries and Packaging Materials	40,394,940
45	Almamoura Company for Agricultural and Livestock Investment	40,242,653
46	Majmoat Alemtiaz Company for Mills, Rice Hullers, and Vegetable Oil Packaging	39,879,550
47	Mafateeh Alkhair Company for Electrical Devices, Spare Parts, Electronics, and Accessories Import	39,736,918
48	Riada Company for Chemical Industries and Raw Materials	39,686,010
49	Almabrooka Company for Food Industries	39,673,315
50	Alquds Company for Plastic Tanks and Pipes Manufacturing	39,604,360
51	Tamar Hind Company for Cars and Spare Parts Import	39,374,702
52	Bashair Alzahraa Company for Foodstuff and Soft Drink Manufacturing	38,876,571
53	Alrafiq Alamthal Company for Building Materials Manufacturing	38,374,792



54	Adwaa Alnizk Company for Electronics, Accessories, and Spare Parts Import	37,924,804
55	Majmoat Altawasol Almomayaz Company for Raw Materials Import	37,898,158
56	Athmarat Allibya Company for Foodstuff Import	37,867,805
57	Beta Factory for Cleaning Materials Manufacturing	37,375,950
58	Alslam Company for Food Industries	36,205,506
59	Adri Company for Transportation Means and Accessories Import	33,307,665
60	Alsahil Company for Livestock and Meat Import	33,296,452
61	Alistithmaria Company for Engineering Industries and Metal Forming	32,874,766
62	Tareeq Alqara Company for Foodstuff Import	31,911,998
63	Watan Almajid Company for Foodstuff Import	31,310,092
64	Alsawahil Aldhahabiya Company for Foodstuff Import	31,072,456
65	Azraqa Aldawliya Company for Food Industries	30,636,417
66	Alsad Alhadeetha Company for Mills, Feeds, and Pasta Manufacturing	30,439,122
67	Onyx Company for Building Materials, Paints, Putties, Plastics, and Raw Materials Manufacturing	29,397,200
68	Global Company for Building Materials, Paints, Putties, Plastics, and Raw Materials Manufacturing	29,004,120
69	Almamoura Company for Foodstuff Import and Distribution	28,616,261
70	Almarai Alkhusba Company for Mills, Feeds, and Rice Hullers	28,108,760
71	Adwaa Africa Company for Foodstuff, Livestock, and Meat Import	28,033,744
72	Almasboubat Company for Building Materials Manufacturing	27,751,713
73	Aldthaq Altaib Company for Foodstuff, Livestock, and Meat Import	27,549,073
74	Adraj Albena Company for Building Materials Manufacturing	27,454,700
75	Lamsat Alhayat Company for Medical Equipment, Medicines, Pharmaceuticals, and Mother & Child Supplies Import	27,247,893
76	Altaawon Factory for Feeds Manufacturing	26,897,900
77	Armco Factory for Paint Manufacturing	26,135,200
78	Almatin Alawal Company for Cars and Spare Parts Import	25,646,000
79	Ashraquat Alamall Company for Agricultural and Livestock Investment and Poultry Breeding	24,833,563
80	Alnil Alarabi Company for Oil Services	24,600,226
81	Almotahida Alarabia Company for Cleaning Materials Manufacturing	24,451,800
82	Lamar Benghazi Company for Plastic Manufacturing	24,425,278
83	Altaqnia Alkhadraa Company for Electrical and Electronic Devices Import	24,405,050



84	Attoroq Alhadeetha Company for Asphalt and Insulating Materials Manufacturing	23,898,301
85	Alasala Aldhahabiya Company for Mills and Rice Hullers Manufacturing	23,876,090
86	Alkoot Aljadeed Company for Heavy Machinery, Factory Equipment, and Spare Parts Import	23,835,534
87	Altaef Company for Foodstuff Import	23,531,320
88	Jama Factory for Plastic Manufacturing	23,479,322
89	Ajwad Almoharikat Company for Car Import	23,222,118
90	Alshams Alsatea Company for Food Industries	23,112,509
91	Majmoat Alfakhama Company for Metal Melting and Forming	22,752,079
92	Allibya Aljadeeda Company for Metal Manufacturing	22,673,079
93	Alghathaa Alsahee Company for Foodstuff Import	22,593,014
94	Super Company for Building Materials, Paints, Plastics, and Raw Materials Manufacturing	22,397,400
95	SAS Company for Building Materials, Paints, Plastics, and Raw Materials Manufacturing	21,960,700
96	Qartaj Company for Food Industries	21,841,525
97	Alqaiser Company for Cleaning Materials Manufacturing	21,813,125
98	Gargar Company for Agricultural and Livestock Investment	21,163,927
99	Jisr Alkhaleej Company for Livestock and Meat Import	21,162,002
100	Majmoat Almowashi Alhiya Company for Foodstuff, Livestock, and Meat Import	20,418,700

Banks' requests for letters of credits and remittances - Private sector

(By most important beneficiary countries)

The table below shows the values of banks' foreign exchange orders by beneficiary countries during (1/1 - 30/11/2024) of the private sector, according to the table 21.6% of bank transfers to cover letters of credit or other transfers were to Türkiye, The United Arab Emirates ranked second with 14.1%, then Egypt and Switzerland with 10.0%, and 8.1% respectively. The following table shows the top twenty beneficiary countries.



Banks' requests for letters of credit and transfers - Private Sector

(according to the most important beneficiary countries)

During (1/1 – 30/11/2024)

Order.	Beneficiary Country	Value in USD	Relative Importance %
1	Türkiye	2,262,926,126	21.6%
2	United Arab Emirates	1,480,878,091	14.1%
3	Egypt	1,050,004,813	10.0%
4	Switzerland	847,104,521	8.1%
5	United Kingdom	658,529,264	6.3%
6	China	513,794,056	4.9%
7	Italy	473,505,802	4.5%
8	Tunisia	402,642,740	3.8%
9	Spain	318,195,154	3.0%
10	Canada	193,147,721	1.8%
11	Austria	181,045,854	1.7%
12	Jordan	174,480,827	1.7%
13	Thailand	157,731,992	1.5%
14	Japan	151,594,422	1.4%
15	Netherlands	149,517,151	1.4%
16	France	148,636,372	1.4%
17	South Korea	138,455,297	1.3%
18	Germany	126,564,144	1.2%
19	New Zealand	79,247,697	0.8%
20	Slovakia	61,558,614	0.6%



Banks' requests for letters of credit and transfers - Private sector

(According to the most important countries of origin of goods or services)

The table below shows the values of banks' foreign exchange orders by country of origin of goods or services during the period (1/1 - 30/11/2024) of the private sector. The goods and services of Turkish origin ranked first and accounted for **19.8%** of the total accepted purchase orders, imports of goods and services of Egypt origin were second attributed to **12.5%** of the total. While, goods and services of Chinese origin ranked third and accounted for **10.8%**, and goods and services of Russian origin represented **6.5%** of the total. The goods and services of indian origin accounted for **5.1%** of the total. The following table shows the twenty most important countries of origin for goods or services.

Banks' requests for letters of credit and transfers - Private sector

(According to the most important countries of origin of goods or services)

During (1/1 – 30/11/2024)

Order.	Country of origins	Value in USD	Relative Importance %
1	Türkiye	2,074,265,557	19.8%
2	Egypt	1,312,091,554	12.5%
3	China	1,134,149,719	10.8%
4	Russian Federation	685,022,721	6.5%
5	India	532,402,573	5.1%
6	Brazil	491,001,777	4.7%
7	Italy	478,510,720	4.6%
8	Tunisia	347,542,376	3.3%
9	Ukraine	287,671,016	2.7%
10	Spain	235,713,995	2.2%
11	Thailand	227,517,507	2.2%
12	Argentina	195,244,143	1.9%
13	Germany	188,508,864	1.8%
14	France	181,205,538	1.7%



15	United Arab Emirates	162,794,882	1.6%
16	Netherlands	154,450,314	1.5%
17	United States	136,712,720	1.3%
18	Saudi Arabia	132,876,804	1.3%
19	Belgium	125,192,663	1.2%
20	Ireland	116,247,454	1.1%

2. Public Sector

The number of public sector entities whose applications for foreign exchange to cover letters of credit and other transfers were approved reached **39 entities** during the period (1/1 - until 30/11/2024), where the Iron and Steel Factory's requirements ranked first of the total purchase orders during the period, as it constituted **42.0%** of the total foreign exchange purchase requests, while the Production and operation requirements ranked the second place in terms of relative importance to constitute about **11.4%**. Therefore, the Libyan Iron and Steel Company ranked first, as its accepted requests for the purchase of foreign exchange recorded about **\$446.9** Million, followed by Libyana Mobile Phone Company with total acceptable requests of **\$126.0** million, and the following tables show requests for the purchase of goods or services as well as purchase orders by public entities during the period (1/1 – until 30/11/2024).



Purchase orders by commodity or service - public sector

During the period (1/1 – 30/11/2024)

"Descending order"

Order.	Goods or Services	Value in USD	Relative Importance %
1	Libyan Iron and Steel Company Requirements	423,249,066	42.0%
2	Production and operation requirements	114,415,001	11.4%
3	Communications and IT Services	101,427,430	10.1%
4	Requests for Transportation Projects Board	64,300,000	6.4%
5	Libyana Mobile Phone Company Requests	60,623,723	6.0%
6	Aletihad Alarabee Contracting Company	41,119,610	4.1%
7	Machinery and Equipment	34,101,750	3.4%
8	Almadar Aljadid	31,821,052	3.2%
9	Airline Transfers	23,199,953	2.3%
10	Libya Telecom and Technology Company	19,276,729	1.9%
11	Port Operating Requirements	17,782,371	1.8%
12	Libya Insurance Company Transfers	11,255,628	1.1%
13	Miscellaneous Food Commodities	8,064,000	0.8%
14	Afriqiyah Airways	7,934,218	0.8%
15	Al Ahlia Cement Company J.S.C	7,856,192	0.8%
16	Housing Projects Authority Requests	5,721,046	0.6%
17	Building Materials and Construction Supplies	5,562,624	0.6%
18	Foodstuffs	4,317,050	0.4%
19	Libyan Airlines Requirements	3,810,120	0.4%
20	Port operation and maintenance requirements	3,803,662	0.4%
21	Production and Operation Services	3,432,984	0.3%
22	Awqaf General Authority and Islamic Affairs	2,108,454	0.2%
23	Miscellaneous	2,039,389	0.2%
24	Electronic Devices	1,948,376	0.2%
25	General Company for Importing Security Goods	1,465,100	0.1%
26	General Electricity Company Requirements	1,298,479	0.1%
27	Libyan Ports Company	1,212,279	0.1%
28	Training Course Transfers	1,102,212	0.1%



29	Transportation, tires, batteries and spare parts	947,055	0.1%
30	Social Welfare Fund	722,408	0.1%
31	Moamalat Financial Services Company Requirements	310,977	0.03%
32	Household and Household Electrical	172,693	0.02%
33	Agricultural	76,250	0.01%
34	Goods for public services	66,625	0.01%
35	Hatef Libya Company Operating Supplies	15,178	0.002%
36	Insurance Companies Requests	6,624	0.001%

Purchase orders by entities - **Public Sector**

During the period (1/1 – 30/11/2024)

"Descending order"

Order.	Entity Name	Value in USD
1	Libyan Iron and Steel Company	446,926,844
2	Libyana Mobile Phone Company	125,986,490
3	National Development Agency	94,302,326
4	Administrative Centers Development Authority	68,847,050
5	Almadar Aljadid Company	49,342,034
6	Aletihad Alarabee Contracting Company J.S.C	46,087,540
7	Misurata Free Zone	28,592,042
8	Afriqiyah Airways	26,629,565
9	Libya Telecom and Technology Company J.S.C	23,970,086
10	Al Ahlia Cement Company J.S.C	18,740,422
11	Libya Insurance Company	12,294,444
12	Tatweer Industrial Investment Company	11,968,000
13	Libyan International Telecommunications Company	9,914,679
14	Hatef Libya Company	9,909,761
15	Libyan Airlines	6,222,937
16	Housing and Utilities Projects Implementation Authority	5,721,046
17	Libyan Ports Company	4,866,320
18	Alenma Electric Investment Company	2,447,702



19	Awqaf General Authority and Islamic Affairs	2,108,454
20	Al-Manhaj Printing and Publishing Company	1,945,321
21	Tatweer Industrial Investment Company	1,501,155
22	General Company for Importing Security Goods	1,465,100
23	Libyan Federation of Insurance Companies	1,119,598
24	Libyan Academy for Communications and Informatics Company	1,087,712
25	Public Company for General Cleaning Services Tripoli	892,000
26	National Center for Meteorology	768,951
27	Social Welfare Fund at the Ministry of Interior	722,408
28	Moamalat Financial Services Company	629,977
29	Electrical Industries Company	603,843
30	Atheqaa Company for Meat and Food Import Joint Stock	413,050
31	Construction and Maintenance Authority of Ports and Fishing Harbors	139,741
32	Trucks and Buses Company	107,300
33	University of Benghazi	85,429
34	The Agricultural and Animal Projects Development and Investment Authority	76,250
35	Aljeel Aljadeed for Technology Company	50,144
36	Tatweer Real Estate and Tourism Investment Company	48,285
37	Libya Post Company	15,178
38	Insurance Supervisory Authority	10,500
39	Anamaa Allebeyah Insurance Company J.S.C	6,624



3. Miscellaneous:

Accepted Coverage Requests

Foreign Transfers - Salaries

From 1/1 - to 30/11/2024

"Descending order"

Order.	Entity	Value in USD
1	Egypt Air Company	15,354,441
2	Alaman Bank for Trade and Investment	7,597,976
3	Tunisair branch	4,734,986
4	Turkish Airlines Air Transport Company	4,477,716
5	Bank of Commerce and Investment	4,137,738
6	Al Andalus Bank Company	2,238,815
7	Tadhamun Bank Company	2,060,800
8	Arab Islamic Investment Bank	1,575,585
9	(67) Salary transfers for foreigners	1,133,416
10	Tunisair Express Branch / Tunisie	920,222
11	Mediterranean Bank	801,680
12	Al Ahly Sport Club	431,769
13	Wahda Bank	260,000
14	German Airlines	160,950
15	Royal Jordanian Airlines Branch	151,678
16	Embassy of the State of Qatar	4,665



According to Beneficiary Country - Foreign Transfers (Salaries)

"Descending order"

Order.	Beneficiary Country	Value in USD
1	Egypt	15,645,288
2	Tunisia	6,278,412
3	Türkiye	4,759,552
4	United States	4,015,000
5	United Kingdom	3,569,611
6	Spain	3,262,008
7	Morocco	1,417,030
8	United Arab Emirates	1,366,153
9	India	1,208,790
10	Netherlands	1,091,215
11	China	759,094
12	Jordan	713,995
13	Mauritius	552,207
14	Malta	274,077
15	Belgium	189,120
16	France	179,406
17	Germany	160,950
18	Poland	118,950
19	Ukraine	104,245
20	Philippines	74,078
21	Mali	72,625
22	Bulgaria	67,800
23	Italy	56,630
24	Lebanon	35,330
25	Sudan	34,500
26	Uzbekistan	13,842
27	Moldova	11,864
28	Pakistan	6,000
29	Qatar	4,665



Appendices

Accepted coverage requests for all sectors from 1/1 – to 30/11/2024:

- List of all beneficiary companies and factories
- Purchase Orders by Goods or Services
- Purchase orders by country of origin of goods or services and the beneficiary country.

Accepted Coverage Requests 2

List of all Companies and Factories - Private Sector 2

From 1/1 - to 30/11/20242

"Descending order"2

Order.	Company or factory	Value in USD
1	Alnaseem Company for Food Industries	171,803,102
2	Alsharq Allebi Company for Mills, Feeds, and Rice Hullers	144,435,115
3	Wadi Alkuf Company for Mills, Feeds, and Rice Hullers	129,436,308
4	Allibya Almotahida Company for Beverage Packaging	123,552,069
5	Toyota Libya Company for Car Trading, Spare Parts, Import, and Export	111,867,348
6	Berniq Airlines Company	100,375,547
7	Albena Altaqni Company for Building Materials Import	98,890,596
8	Aljadeed Company for Foodstuff Import	98,618,097
9	Osoul Alteknologia Company for Electronics and Electrical Devices Manufacturing	98,167,089
10	Drob Libya Company for Transportation Means and Accessories Import	86,753,974
11	Aali Alandalus Company for Food Industries	85,218,557
12	Africa Company for Beverage Packaging	82,545,860
13	Alsaraya Alraqeia Company for Foodstuff, Fresh Vegetables, Fruits, Livestock, and Meat Import	78,389,663
14	Alwasl Almunir Company for Foodstuff, Livestock, and Meat Import	76,134,521
15	Almabrooka Company for Foodstuff Import	75,335,242
16	Sharian Alhayat Company for All Types of Feeds, Supplements, Agricultural Equipment, Animal Seeds, and Grain Milling Import	75,000,000
17	Almamoura Company for Food Industries, Mills, and Feeds	70,733,342
18	Allibya Alkubra Company for Semolina and Flour Manufacturing	68,811,427
19	Joudy Company for Food Industries	67,924,487
20	Sama Allibya Company for Foodstuff, Livestock, and Meat Import	63,714,712
21	Majmoat Alemtiaz Company for Transportation Means and Accessories Import	60,833,178

22	Majmoat Alraidoon Company for Building Materials Manufacturing	59,764,516
23	Almaher Aldawli Company for Mills and Feeds	57,664,421
24	Alpha Company for Medicines, Medical Equipment, Pharmaceuticals, and Mother & Child Supplies Import	55,857,817
25	Basmat Aljoda Company for Foodstuff, Livestock, and Meat Import	54,753,210
26	Alrihan Company for Food Manufacturing	54,523,476
27	Aljahiza Company for Foodstuff Import	54,392,000
28	Jabal Alkuf Company for Cars and Spare Parts Import	54,331,491
29	Aljoda Alalamia Alola Company for Feeds, Flour Mills, and Food Industries	53,572,906
30	Yeld Company for Foodstuff Import	53,414,375
31	Asarya Aldhahabiya Company for Foodstuff Import	52,381,354
32	Aljibal Company for Feeds Manufacturing	52,132,868
33	Khairat Alayadi Company for Foodstuff Import	50,327,500
34	Jodat Almowsem Company for Foodstuff Import	48,931,500
35	Almajmoa Allebiya Company for Oil and Energy Services	48,620,320
36	Tripoli Alkubra Company for Tomato and Foodstuff Production and Packaging	45,836,880
37	Aljadeed Company for Food Industries	45,097,951
38	Alibda Company for Detergents, Soap, and Supplies Manufacturing	43,685,910
39	Alajnha Allibya Company for Aviation	43,553,028
40	Aroos Albayda Company for Livestock and Meat Import, Subsidiary of Akakus Holding Company	42,272,200
41	Alwisam Aldhahabi Company for Flour, Mills, Feeds, and Rice Hullers Manufacturing	41,176,565
42	Bostan Libya Company for Foodstuff, Livestock, and Meat Import	40,653,483
43	Fardas Company for Pasta and Couscous Manufacturing	40,420,518
44	Omega Company for Chemical Industries and Packaging Materials	40,394,940
45	Almamoura Company for Agricultural and Livestock Investment	40,242,653
46	Majmoat Alemtiaz Company for Mills, Rice Hullers, and Vegetable Oil Packaging	39,879,550
47	Mafateeh Alkhair Company for Electrical Devices, Spare Parts, Electronics, and Accessories Import	39,736,918
48	Riada Company for Chemical Industries and Raw Materials	39,686,010
49	Almabrooka Company for Food Industries	39,673,315
50	Alquds Company for Plastic Tanks and Pipes Manufacturing	39,604,360

51	Tamar Hind Company for Cars and Spare Parts Import	39,374,702
52	Bashair Alzahraa Company for Foodstuff and Soft Drink Manufacturing	38,876,571
53	Alrafiq Alamthal Company for Building Materials Manufacturing	38,374,792
54	Adwaa Alnizk Company for Electronics, Accessories, and Spare Parts Import	37,924,804
55	Majmoat Altawasol Almomayaz Company for Raw Materials Import	37,898,158
56	Athmarat Allibya Company for Foodstuff Import	37,867,805
57	Beta Factory for Cleaning Materials Manufacturing	37,375,950
58	Alslam Company for Food Industries	36,205,506
59	Adri Company for Transportation Means and Accessories Import	33,307,665
60	Alsahil Company for Livestock and Meat Import	33,296,452
61	Alistithmaria Company for Engineering Industries and Metal Forming	32,874,766
62	Tareeq Alqara Company for Foodstuff Import	31,911,998
63	Watan Almajid Company for Foodstuff Import	31,310,092
64	Alsawahil Aldhahabiya Company for Foodstuff Import	31,072,456
65	Azraqa Aldawliya Company for Food Industries	30,636,417
66	Alsad Alhadeetha Company for Mills, Feeds, and Pasta Manufacturing	30,439,122
67	Onyx Company for Building Materials, Paints, Putties, Plastics, and Raw Materials Manufacturing	29,397,200
68	Global Company for Building Materials, Paints, Putties, Plastics, and Raw Materials Manufacturing	29,004,120
69	Almamoura Company for Foodstuff Import and Distribution	28,616,261
70	Almarai Alkhusba Company for Mills, Feeds, and Rice Hullers	28,108,760
71	Adwaa Africa Company for Foodstuff, Livestock, and Meat Import	28,033,744
72	Almasboubat Company for Building Materials Manufacturing	27,751,713
73	Aldthaq Altaib Company for Foodstuff, Livestock, and Meat Import	27,549,073
74	Adraj Albena Company for Building Materials Manufacturing	27,454,700
75	Lamsat Alhayat Company for Medical Equipment, Medicines, Pharmaceuticals, and Mother & Child Supplies Import	27,247,893
76	Altaawon Factory for Feeds Manufacturing	26,897,900
77	Armco Factory for Paint Manufacturing	26,135,200
78	Almatin Alawal Company for Cars and Spare Parts Import	25,646,000

79	Ashraquat Alamall Company for Agricultural and Livestock Investment and Poultry Breeding	24,833,563
80	Alnil Alarabi Company for Oil Services	24,600,226
81	Almotahida Alarabia Company for Cleaning Materials Manufacturing	24,451,800
82	Lamar Benghazi Company for Plastic Manufacturing	24,425,278
83	Altaqnia Alkhadraa Company for Electrical and Electronic Devices Import	24,405,050
84	Attoroq Alhadeetha Company for Asphalt and Insulating Materials Manufacturing	23,898,301
85	Alasala Aldhahabiya Company for Mills and Rice Hullers Manufacturing	23,876,090
86	Alkoot Aljadeed Company for Heavy Machinery, Factory Equipment, and Spare Parts Import	23,835,534
87	Altaef Company for Foodstuff Import	23,531,320
88	Jama Factory for Plastic Manufacturing	23,479,322
89	Ajwad Almoharikat Company for Car Import	23,222,118
90	Alshams Alsatea Company for Food Industries	23,112,509
91	Majmoat Alfakhama Company for Metal Melting and Forming	22,752,079
92	Allibya Aljadeeda Company for Metal Manufacturing	22,673,079
93	Alghathaa Alsahee Company for Foodstuff Import	22,593,014
94	Super Company for Building Materials, Paints, Plastics, and Raw Materials Manufacturing	22,397,400
95	SAS Company for Building Materials, Paints, Plastics, and Raw Materials Manufacturing	21,960,700
96	Qartaj Company for Food Industries	21,841,525
97	Alqaiser Company for Cleaning Materials Manufacturing	21,813,125
98	Gargar Company for Agricultural and Livestock Investment	21,163,927
99	Jisir Alkhaleej Company for Livestock and Meat Import	21,162,002
100	Majmoat Almowashi Alhiya Company for Foodstuff, Livestock, and Meat Import	20,418,700
101	Alsahl Alakhdar Company for Mills and Feeds	20,231,082
102	Konoz Libya Company for Mills, Feeds, and Rice Hullers	20,112,805
103	Alnjaa Alkabeer Company for Foodstuff, Livestock, and Meat Import	19,988,163
104	Marsin Company for Household and Electrical Appliances Import	19,920,268
105	Sama Almarai Company for Mills, Feeds, and Rice Hullers Manufacturing	19,862,057
106	Alelmia Company for Medicines, Pharmaceuticals, and Mother & Child Supplies Import	19,801,325
107	Almamoura Alola Company for Foodstuff Import	19,394,548

108	Alkhalijia Factory for Water and Oil Factory Supplies Manufacturing	19,088,217
109	Addawlia Company for Building Materials, Paints, Plastics, and Raw Materials Manufacturing	18,691,050
110	Alnakhoa Allibya Company for Foodstuff Import	18,647,494
111	Alufuq Company for Mother & Child Supplies Import	18,646,462
112	Alheblow Alalamia Company for Maritime Agencies	18,539,635
113	Alnawafeth Alsaheya Company for Medical Equipment and Supplies Import	18,432,027
114	Atturab Alliby Company for Foodstuff and Livestock Import	18,351,073
115	Addoroub Company for Bitumen, Tar, and Insulating Materials Manufacturing	18,345,932
116	Alkimya Company for Building Materials, Paints, Plastics, and Raw Materials Manufacturing	18,340,300
117	Ajyal Alataaa Alwafir Company for Foodstuff Import	18,288,000
118	Alqala Almutalaqa Company for Building Materials, Paints, Plastics, and Raw Materials Manufacturing	18,016,350
119	Alghitha Aldhahabi Company for Tomato Paste Production and Food Industries	17,866,250
120	Alnajah Factory for Mesh Sheets Manufacturing	17,795,849
121	Alfalk Alawal Company for Transportation Means, Spare Parts, and Accessories Import	17,612,149
122	Alamana Company for Mother and Child Supplies Import	17,585,683
123	Alsalwa Company for Food Industries, Water Technologies, and Plastic Pellet Manufacturing	17,577,102
124	Almansour Company for Asphalt and Petroleum Derivatives Manufacturing	17,464,100
125	Alruwad Alalamia Company for Transportation Means and Accessories Import (Limited Liability)	17,382,717
126	Almubtaker Alhadeeth Company for PVC Manufacturing	17,240,313
127	Samaa Almutawassit Company for Aviation	17,080,645
128	Asasat Alomara Company for Building Materials Manufacturing	17,061,114
129	Altanmia Alhadeetha Company for Iron Industries	17,040,292
130	Alrabie Factory for Feed Manufacturing	16,917,852
131	Alomran Company for Cars and Spare Parts Import	16,896,519
132	Rawafid Alghitha Company for Foodstuff Import	16,851,382
133	Alshajara Alshamkha Company for Foodstuff, Livestock, and Meat Import	16,849,135
134	Alhosn Almateen Company for Iron Industries	16,842,012
135	Abtihaj Altabia Company for Foodstuff Import	16,741,106
136	Tanfas Alzeraai Company for Agricultural Machinery, Supplies, and Spare Parts Import	16,710,241

137	Hadrian Company for Foodstuff Import (Limited Liability)	16,699,319
138	Alshorouq Alalami Company for Food Industries	16,608,600
139	Alamal Alaazima Company for Foodstuff Import	16,602,000
140	Altaqadum Aldawlia Company for Electrical and Non-Electrical Devices and Spare Parts Import	16,579,403
141	Roa Altaqadum Company for Foodstuff, Livestock, and Meat Import	16,568,110
142	Itar Alaman Company for Transportation Means and Accessories Import	16,550,775
143	Nabdh Alatlasi Company for Foodstuff, Livestock, and Meat Import	16,544,734
144	Anwar Almadina Company for Electrical and Non-Electrical Devices Import	16,313,265
145	Alsahl Almutakaddim Company for Foodstuff Import	16,039,806
146	Ard Alataa Company for Food Industries (Limited Liability)	15,891,544
147	Almutawassit Company for Feed Manufacturing	15,765,000
148	Alrabie Company for Sponge, Furniture, and Mattress Manufacturing	15,741,225
149	Aljidar Alliby Company for Transportation Means and Accessories Import (Limited Liability)	15,537,825
150	Alramah Company for Foodstuff Import	15,485,733
151	Majmoat Almurwa Company for Mills, Feeds, and Rice Hullers	15,455,237
152	Almateen Company for Foodstuff Import	15,427,119
153	Albunyan Company for Metal Melting and Rolling	15,354,915
154	Alkhaleej Alafriqi Company for Machinery and Heavy Equipment Import	15,342,750
155	Alayadi Albayda Company for PVC Manufacturing	15,234,021
156	Almaysam Company for Cars and Spare Parts Import	15,214,170
157	Nawarat Libya Company for Foodstuff Import	15,176,111
158	Aljoda Alraeda Company for Foodstuff Import	15,141,604
159	Alzahraa Company for Foodstuff Import	15,118,316
160	Bayan Company for Paper and Plastic Industries	14,934,701
161	Alkhibra Company for Maritime Agencies (Affiliated with Natco Holding)	14,923,646
162	Alrabia Alkhadhraa Company for Foodstuff Import	14,897,281
163	Alqala Alhadeetha Company for Building Materials, Plastics, and Raw Materials Manufacturing	14,752,050
164	Aseel Company for Diapers and Paper Towels Manufacturing	14,670,079
165	Alwasal Company for Asphalt and Petroleum Insulators Manufacturing	14,589,620

166	Alfadha Aldhahabi Company for Foodstuff Import	14,522,545
167	Alnabq Company for Medicines, Pharmaceuticals, and Mother & Child Supplies Import	14,431,937
168	Inam Libya Company for Feeds and Supplements Import	14,325,500
169	Alsad Aljadeed Company for Feeds and Derivatives Manufacturing	14,213,970
170	Kasreen Aldawa Company for Medical Equipment, Medicines, and Pharmaceuticals Import	14,211,527
171	Albawadi Alkhadhraa Company for Feeds and Grain Milling Manufacturing	14,122,601
172	Taysir Aldawaya Company for Medical Equipment, Medicines, and Pharmaceuticals Import	14,068,498
173	Neptune Company for Paints and Putties Manufacturing	13,955,700
174	Hoqul Alwatan Company for Agricultural Machinery and Spare Parts Import	13,755,004
175	Delta Alkhair Company for Building Materials and Sanitary Supplies Import	13,557,339
176	Everest Company for Food Industries	13,523,700
177	Alnaeim Company for Mills, Feeds, and Grains	13,497,500
178	Panorama Libya Company for Feed Manufacturing	13,414,250
179	Alregas Alzeraai Company for Agricultural Machinery, Supplies, and Spare Parts Import	13,390,144
180	Tripoli Aloula Company for Mills and Feeds	13,338,000
181	Ashab Alnamaa Company for Agricultural Supplies and Seeds Import	13,302,962
182	Alsafeer Alalami Company for Tobacco, Cigarettes, and Accessories Import	13,245,500
183	Atheel Company for Feeds and Flour Mills Manufacturing	13,216,370
184	Oya Aldawlia Company for Aviation	13,094,524
185	Albaraka Alalamia Company for Foodstuff, Livestock, and Meat Import	13,057,921
186	Alhadba Company for Feed Manufacturing	13,017,839
187	Alholoul Almokhtalifa Company for Medicines and Medical Equipment Import	13,010,977
188	Rajaaha Aldawlia Company for Heavy Machinery and Factory Equipment Import	12,991,000
189	Alaqlemia Aljadeeda Company for Raw Materials Import	12,973,386
190	Alwahaat Almotajaddida Company for Foodstuff Import	12,923,287
191	Alsad Company for Mills, Feeds, and Pasta	12,914,500
192	Alrabie Aljadeed Company for Foodstuff Import	12,877,225
193	Alfath Company for Mills and Feeds	12,833,641
194	Alsanbula Company for Food Industries	12,766,757

195	Libya Alwataniya Company for Building Materials and Furniture Manufacturing	12,617,292
196	Alnawras Company for Feeds, Mills, and Rice Hullers Manufacturing	12,517,956
197	Alarban Company for Medical Equipment, Medicines, and Pharmaceuticals Import	12,483,994
198	Allibya Alsarea Company for Civil Aviation, Ground Handling, and Air Cargo	12,431,597
199	Alatraj Company for Electronics, Electrical Devices, and Mobile Phones Import	12,400,327
200	Alraed Company for Sportswear and Shoes Import (Limited Liability)	12,355,925
201	Alqala Company for Wood Industries	12,337,370
202	Alkhair Alrafi Company for Kitchens and Furniture Manufacturing	12,278,262
203	Marmara Alandalus Company for Building Materials and Sanitary Supplies Import	12,265,535
204	Tawasul Libya Company for Electronics Import (Shareholding)	12,128,614
205	Afaq Alghad Company for Wood Industries	12,043,780
206	Areen Aloula Company for Foodstuff, Livestock, and Meat Import	12,010,445
207	Matlaa Alfajr Company for Accessories, Hardware, and Cleaning Materials Import	11,990,668
208	Alsomood Company for Household Items Import	11,937,198
209	Alribatt Alwathiq Company for Foodstuff, Livestock, and Meat Import	11,823,924
210	Shua Alola Company for Building Materials and Sanitary Supplies Manufacturing	11,777,301
211	Loalooa Alard Company for Agricultural Machinery and Spare Parts Import	11,712,978
212	Allibya Aljadeeda Company for Cars and Spare Parts Import	11,709,129
213	Aljeera Alalamia Company for Foodstuff, Livestock, and Meat Import	11,705,879
214	Altaliaa Aljadeeda Company for Feed Manufacturing (Limited Liability)	11,697,775
215	Alfajr Aljadeed Company for Grain Milling, Flour, and Rice Hullers Manufacturing	11,642,992
216	Sandra Company for Foodstuff, Livestock, and Meat Import	11,543,519
217	Ahlam Company for Sponge and Mattress Manufacturing (Affiliated with Natco Holding)	11,518,123
218	Aman Alghad Company for Foodstuff, Livestock, and Meat Import	11,490,277
219	Dar Altakhasos Company for Electronic and Electrical Devices Import	11,436,527
220	Basateen Aljanna Company for Food Industries	11,381,217
221	Africa Aljadeeda Company for Foodstuff Import	11,329,735
222	Alabraj Alateeqa Company for Foodstuff Import	11,220,000
223	Alamal Company for Transportation Means and Accessories Import (Limited Liability)	11,129,675

224	Adwaa Alqaraboli Company for Flour Mills	10,931,125
225	Alandalus Company for Feed and Derivatives Manufacturing	10,927,918
226	Mawasem Alkhair Company for Feed Manufacturing (Affiliated with Alnour Holding Group)	10,926,091
227	Ard Alzaafaran Company for Foodstuff Import	10,889,516
228	Royal Company for Chemical Industries and Raw Materials Manufacturing	10,874,900
229	Safari Company for Building Materials, Paints, Plastics, and Raw Materials Manufacturing	10,852,200
230	Bolizan Company for Paints, Putties, and Chemical Materials Manufacturing	10,829,100
231	Alameen Company for Cleaning Materials Manufacturing	10,828,868
232	Altaliaa Company for Feed Manufacturing (Limited Liability)	10,820,076
233	Almasa Company for Foodstuff Import	10,773,880
234	Samaa Alwatan Company for Electrical and Non-Electrical Devices Import	10,754,582
235	Sand Alaemmar Company for Building Materials and Sanitary Supplies Import	10,738,409
236	Altomooh Alarabi Company for Foodstuff Import	10,736,823
237	Beta Polymer Factory for Chemical Raw Materials Manufacturing	10,698,600
238	Nepal Company for Transportation Means and Accessories Import	10,650,715
239	Alreisha Aldhahabiya Company for Foodstuff Import (Limited Liability)	10,645,021
240	Majmoat Althiqaa Aldaema Company for Foodstuff, Livestock, and Meat Import	10,587,492
241	Alnajah Company for Building Materials and Sanitary Supplies Import	10,582,638
242	Alwitaq Alawal Company for PVC Manufacturing	10,572,287
243	Alkhibrat Aldawaeya Company for Medicines and Medical Equipment Import	10,526,489
244	Altaawon Alsateaa Company for Building Materials and Sanitary Supplies Import	10,522,923
245	Alzahraa Allibya Company for Food Industries	10,516,784
246	Khairat Aljood Company for Agricultural Machinery and Spare Parts Import	10,454,160
247	Alkhairat Alalamia Company for Transportation Means and Accessories Import	10,429,645
248	Tabuk Company for Electrical and Electronic Devices Manufacturing	10,415,493
249	Altawasul Alfareed Company for Electrical Appliances and Household Items Import	10,350,445
250	Almondar Alawal Company for Feed and Derivatives Manufacturing	10,337,000
251	Idran Company for Foodstuff, Livestock, and Meat Import	10,321,316
252	Moharekat Yeder Company for Transportation Means and Accessories Import	10,293,551

253	Aqar Almutamayez Company for Aluminum Manufacturing	10,269,034
254	Almadaen Company for PVC Manufacturing	10,219,516
255	Alhakim Company for Medicines and Medical Supplies Import	10,113,463
256	Alrafie Factory for Wooden Industries	9,996,557
257	Alqimma Aldawlia Company for Aluminum Manufacturing	9,963,946
258	Najmat Alforsan Company for Foodstuff Import	9,959,991
259	Carmen Altejaría Company for Medical Equipment, Medicines, and Pharmaceuticals Import	9,957,199
260	Shamal Almutawassit Company for Foodstuff Import	9,909,062
261	Majmaa Albayan Company for Building Materials, Bitumen, and Chemicals Manufacturing	9,897,930
262	Aali Tarabulus Company for Foodstuff Import	9,896,939
263	Maysan Company for Food Industries	9,836,476
264	Platinum Aloula Company for Raw Materials Import	9,827,472
265	Alsada Company for Medical Equipment and Supplies Import	9,780,382
266	Hatoon Company for Foodstuff Import	9,738,936
267	Hadaeq Alnaseem Company for Food Industries	9,736,788
268	Alimtiáz Aljadeed Company for Transportation Means and Accessories Import	9,718,215
269	Alnajm Alsatea Alfadhi Company for Agricultural Machinery and Spare Parts Import	9,699,630
270	Alwasal Allibya Company for Mills and Feeds	9,688,037
271	Atlas Alfania Company for Food Industries	9,669,960
272	Janoub Libya Company for Fruits, Vegetables, Foodstuff, Livestock, and Meat Import	9,637,425
273	Elm Alaman Company for Foodstuff Import	9,619,055
274	Aljamia Alistehlakia Company for Foodstuff, Livestock, and Meat Import	9,615,884
275	Alsahra Aldawlia Company for Food Industries	9,596,438
276	Majmoat Almuzarie Company for Agricultural Machinery Import	9,566,793
277	Almays Company for Food Industries	9,523,595
278	Allamseh Alakhira Factory for Wooden Furniture Manufacturing	9,520,153
279	Seran Company for Medicines and Medical Equipment Import	9,486,033
280	Nebras Alkhair Company for Feed and Grain Milling Manufacturing	9,466,399
281	Tawasul Alalam Company for Electronics and Accessories Import	9,459,818

282	Yabqa Alamal Factory for Engineering and Wire Drawing Industries	9,421,840
283	Bab Almadina Company for Kitchen Manufacturing and Accessories	9,371,960
284	Almeethaq Alhadeeth Company for PVC Manufacturing	9,309,520
285	Almajal Alzakher Company for Electrical and Non-Electrical Devices Import	9,159,778
286	Althiqaa Aldaema Company for Foodstuff Import	9,144,122
287	Noor Alkanary Company for Egg Incubation and Poultry Production	9,130,789
288	Breqa Libya Holding Company	9,120,500
289	Kayan Company for Water and Oil Factory Supplies Manufacturing	9,118,265
290	Alshofan Company for Agricultural Machinery and Spare Parts Import	9,028,644
291	Najm Altalaq Alraqi Company for Agricultural Machinery Import	8,996,763
292	Aali Almutawassit Company for Foodstuff, Livestock, and Meat Import	8,897,050
293	Alaman Altakhasosi Company for Electrical and Non-Electrical Devices Import	8,848,766
294	Emax Electro Company for Electrical and Electronic Devices Import	8,815,482
295	Alraes Factory for Wooden Furniture Manufacturing	8,813,982
296	Aldar Alarabia Company for Foodstuff, Livestock, and Meat Import	8,797,136
297	Ajead Libya Aloula Company for Building Materials and Sanitary Supplies Import	8,780,994
298	Hattin Alalamia Company for Cleaning Materials Manufacturing	8,770,144
299	Altarabot Almateen Company for Iron Industries	8,766,115
300	Alhareth Company for Agricultural Machinery and Spare Parts Import	8,711,801
301	Alzohraa Company for Food Industries	8,668,567
302	Wasil Allibya Company for Transport	8,638,320
303	Alkhiyool Aldhahabiya Company for Building Materials and Sanitary Supplies Import	8,593,869
304	Alnajah Alraeda Company for Engineering Industries	8,555,137
305	Alshoroq Allibya Company for Mills and Feeds	8,465,882
306	Alrafie Factory for Aluminum and PVC Doors and Windows Manufacturing	8,443,546
307	Majmoat Alkhaleej Alzaher Company for Foodstuff Import	8,428,261
308	Albaraka Alsaafiya Company for Medicines and Mother & Child Supplies Import	8,405,102
309	Alkawader Almotajaddida Company for Kitchen Manufacturing	8,394,629
310	Alufuq Alsatea Company for Raw Materials Import	8,307,393

311	Alsail Plast Company for Plastic Industries	8,292,728
312	Alihtimam Company for Medical Equipment, Medicines, and Mother & Child Supplies Import	8,286,412
313	Hoqool Aloula Company for Agricultural Machinery, Supplies, and Spare Parts Import	8,190,461
314	Taj Alwoqar Company for Electrical and Non-Electrical Materials Import	8,176,605
315	Almorouj Company for Kitchen Manufacturing	8,080,159
316	Homey Company for Distribution, Packaging, and Wrapping	8,025,735
317	Almajmoaa Almotahida Company for Electronics and Electrical Devices Manufacturing	7,989,457
318	Alfoolath Company for Aluminum Manufacturing in All Types	7,968,603
319	Alrateel and Partners Company for Building Materials and Plastic Pipes Manufacturing	7,920,112
320	Qimam Alsaheil Company for Electrical and Non-Electrical Materials and Spare Parts Import	7,918,428
321	Alakleel Alalamiya Company for Electrical and Electronic Devices Import	7,913,812
322	Atmar Almotahida Company for Foodstuff Import	7,913,543
323	Alnour Altayeb Company for Feed Manufacturing	7,906,800
324	Alraed Alliby Company for Foodstuff, Livestock, and Meat Import	7,895,600
325	Altawasul Aljadeed Company for Aluminum, PVC, and Wooden Doors, Windows, and Decorations Manufacturing	7,884,511
326	Almaqood Alsaaree Company for Oils, Tires, and Batteries Import	7,884,018
327	Alzeen Aldawliya Aljadeeda Company for Medical Supplies and Equipment Import	7,827,675
328	Alfakhama Aldhahabiya Company for Flour Mills and Feed Manufacturing	7,811,600
329	Almays Company for Medicines, Pharmaceuticals, and Mother & Child Supplies Import	7,737,974
330	Alsafi Company for Electrical and Non-Electrical Devices, Spare Parts, and Electronics Import	7,729,542
331	Libo Plast Company for Caps and Food Packaging Materials Manufacturing	7,714,992
332	Alamida Aldawliya Company for Iron Manufacturing in All Types	7,686,952
333	Safari Company for Foodstuff Import	7,646,467
334	Alnajm Alsaed Company for Heavy Machinery and Spare Parts Import	7,646,258
335	Altamad Company for Poultry Breeding and Hatching	7,606,935
336	Albinaa Athabet Company for Kitchen and Furniture Manufacturing	7,580,663
337	Aljazeera Aloula Company for Tires and Batteries Import	7,566,668
338	Alreas Alliby Company for Medical Equipment and Pharmaceuticals Import	7,565,350

339	Aldeqaa Aldawliya Company for PVC and Derivatives Manufacturing	7,565,264
340	Albayt Albaset Company for Electrical Devices Import	7,560,709
341	Almoheet Alraeda Company for Electrical and Non-Electrical Devices and Spare Parts Import	7,538,061
342	Jenan Alkhair Company for Foodstuff Import	7,499,139
343	Ekhtiarak Alafdal Company for PVC Manufacturing in All Types	7,493,879
344	Alrehba Alhadeetha Company for Electrical and Non-Electrical Devices and Spare Parts Import	7,485,863
345	Khalij Alsedra Company for Transportation Means and Accessories Import	7,479,543
346	Zahret Alyasmeen Company for Agricultural Equipment Import	7,434,153
347	Allyth Aloula Company for Agricultural Machinery and Supplies Import	7,397,276
348	Alam Alghithaa Company for Foodstuff Import	7,348,996
349	Aljoda Company for Feed Manufacturing and Poultry Farming	7,320,600
350	Alameer Alliby Company for Foodstuff, Livestock, and Meat Import	7,265,432
351	Najmat Almotawassit Company for Raw Materials Import	7,255,850
352	Sanaw Aldawliya Company for Foodstuff Import	7,202,344
353	Aljout Factory for Paints and Putties Manufacturing	7,165,500
354	Aljodoor Company for Building and Sanitary Materials Import	7,114,674
355	Alandalos Company for Oil Refining and Packaging	7,099,481
356	Profimi Albahr Almutawassit Company for Feed Manufacturing (Joint Stock)	7,075,597
357	Alburooj Almottahida Aloula Company for Feed, Flour, and Grain Milling Manufacturing	7,072,500
358	Albarq Almudee Company for Mother & Child Supplies Import	7,050,192
359	Alufuq Aldawliya Company for Accessories, Hardware, and Cleaning Materials Import	7,043,057
360	Alruwad Company for Sponge and Mattress Manufacturing	7,038,000
361	Alalama Aldawliya Company for Livestock and Meat Import	7,031,212
362	Alghot Company for Clothing, Textiles, and Leather Goods Import	7,000,560
363	Basmaty Company for Food Industries	6,987,500
364	Aramal Aloula Company for Feed and Derivatives Manufacturing	6,987,133
365	Albozoor Aloula Company for Feed and Derivatives Manufacturing	6,951,513
366	Wadi Banour Company for Food Industries	6,887,886
367	General Company for Building Materials, Paints, Plastics, and Raw Materials Manufacturing	6,886,800

368	VISA Libya Company for Generators, Electrical, and Non-Electrical Devices Import	6,846,198
369	Majmoat Almotatawreen Company for Aluminum and PVC Manufacturing	6,840,546
370	Alnajah Company for Insulated Panels and Prefabricated Houses Manufacturing	6,834,058
371	Alsadada Company for Agricultural and Livestock Production and Investment	6,812,141
372	Almadina Misrata Company for Paints, Putties, and Construction Chemicals (Affiliated with Almadina Misrata Holding)	6,801,374
373	Alkhayam Company for PVC Manufacturing	6,800,396
374	Alramal Company for Mother & Child Supplies Import	6,795,600
375	Altawasul Almotakamal Company for Building Materials Import	6,785,219
376	Altelal Allibiya Company for Foodstuff Import	6,780,547
377	Almahsoul Alakhdar Company for Rice Hullers, Food Industries, Flour Milling, and Derivatives	6,750,000
378	Alsaaadi Company for Agricultural and Livestock Production	6,732,961
379	Alkhat Almodee Aljadeed Company for Electronics, Electrical, and Household Devices and Spare Parts Import	6,732,018
380	Addawlia Company for Electrical and Household Devices Import	6,711,522
381	Tamar Almousim Company for Agricultural Equipment Manufacturing	6,708,685
382	Alrehab Company for Cars and Spare Parts Import	6,693,245
383	Alermook Alhadeeth Factory for Aluminum Manufacturing	6,676,841
384	Tanafus Albinaa Company for Building Materials and Sanitary Supplies Import	6,664,812
385	Albinaa Almethaly Company for Electrical and Non-Electrical Devices and Spare Parts Import	6,664,241
386	Alsahil Alhadeeth Company for Livestock and Meat Import	6,633,387
387	Majmoat Almurwa Company for Mills, Feeds, and Rice Hullers	6,629,788
388	Farah Company for Food Industries	6,625,000
389	Rawafid Almoustakbal Company for Foodstuff Import	6,617,556
390	Alwataniya Company for Plastic Industries and Packaging Materials Manufacturing	6,617,305
391	Alfirdaws Alkhadhraa Company for Tractors, Agricultural Machinery, and Equipment Import	6,604,495
392	Alhasad Aldaem Company for Agricultural Machinery and Supplies Import	6,566,653
393	Albaraka Company for Oil Refining and Packaging	6,563,707
394	Alsafwa Company for Electrical and Non-Electrical Devices, Spare Parts, and Electronics Import	6,560,372
395	Alakhshab Almalkiya Company for Building Materials and Sanitary Supplies Import	6,560,346
396	Etar Altaameer Holding Company	6,548,283

397	Alwahaj Company for Foodstuff, Livestock, and Meat Import	6,477,398
398	Alfunoon Company for Books and Stationery Import	6,456,574
399	Alirtikaa Almunayaz Company for Food Industries, Mills, and Rice Hullers	6,443,370
400	Alghwaitat Company for Tires and Batteries Import	6,413,307
401	Noqous Libya Company for Building Materials and Sanitary Supplies Import	6,413,000
402	Qaraji Company for Transportation Means and Accessories Import (Limited Liability)	6,381,579
403	Azeitona Alaseela Company for Foodstuff Import	6,337,631
404	Alqitaath Althabit Company for Aluminum Manufacturing	6,249,130
405	Alghithaa Alliby Company for Foodstuff, Livestock, and Meat Import	6,247,731
406	Lebika Company for Food Industries	6,247,489
407	Bab Alquds Company for Feed, Flour, and Grain Milling Manufacturing	6,240,000
408	Alwan Company for Paper and Cardboard Industries	6,224,000
409	Almaali Alwataniya Company for Furniture, Doors, and Windows Manufacturing	6,197,990
410	Qimat Aljibal Company for Electronic and Electrical Industries	6,148,164
411	Riad Libya Company for Foodstuff Import	6,101,299
412	Alistimrar Company for Foodstuff Import	6,077,136
413	Almaida Alraqiya Company for Foodstuff Import	6,063,309
414	Alreef Company for Foodstuff Import	6,044,289
415	Alsaaqiya Company for Foodstuff, Livestock, and Meat Import	6,028,574
416	Alimtiyaz Alhadeeth Company for Building Materials and Sanitary Supplies Import	6,007,443
417	Alwotad Almuneer Company for Electrical and Electronic Industries and Accessories	5,987,519
418	Almoqdad Company for Foodstuff Import	5,978,630
419	Almontaj Alawal Company for Livestock and Meat Import	5,965,139
420	Almazraa Aljadeeda Company for Livestock, Meat, and Foodstuff Import	5,951,663
421	Sukra Alalamia Company for Foodstuff Import	5,934,402
422	Dorsaf Libya Company for Ceramic, Porcelain, and Sanitary Supplies Manufacturing	5,896,460
423	Alwaad Almotamayaz Company for Electronics and Home Appliances Import	5,871,293
424	Tripolis Company for Mills and Feeds	5,865,000
425	Almawsem Company for Food Industries and Rice Hullers	5,850,000

426	Tajoura Alhayat Company for Food Industries	5,849,963
427	Alghithaa Aljadeed Company for Agricultural Equipment and Machinery Import	5,827,344
428	Altaj Alareqa Company for Electronic and Electrical Devices and Accessories Import	5,815,377
429	Alsanobor Company for Aluminum Manufacturing in All Types	5,814,761
430	Alkhaleej Alzaher Company for Food Industries	5,808,076
431	Sooq Alkhamis Company for Feed Manufacturing	5,806,500
432	Afdal Ekhtiyar Company for Mother & Child Supplies Import	5,805,194
433	Alsafeez Alraqi Company for Household Items and Electrical Devices Import	5,768,297
434	Dana Factory for Metal Furniture Manufacturing	5,734,848
435	Amwaj Almoheet Company for Food Industries	5,728,229
436	Aljossor Company for Agricultural Machinery and Supplies Import	5,724,508
437	Mafaza Company for Petrochemical Industries	5,705,365
438	Almotatawer Alhadeeth Company for Software and Data Center Devices Manufacturing	5,704,380
439	Alnizk Almudee Company for Cars and Spare Parts Import	5,702,700
440	Almarsaa Factory for Metal Furniture Manufacturing	5,700,652
441	Alnokhba Almudeaa Company for Wooden and Metal Furniture Manufacturing	5,692,733
442	Najmat Alsahil Company for Agricultural Machinery and Equipment Import	5,679,195
443	Rwan Alamall Company for Foodstuff, Livestock, and Meat Import	5,678,060
444	Mafaza Shamal Afriqia Company for Cars, Spare Parts, and Oil Import	5,645,716
445	Aquwat Alkhair Company for Food Industries	5,637,320
446	Bozoor Alkhair Aloula Company for Agricultural Equipment and Supplies Import	5,633,080
447	Akno Company for Foodstuff Import	5,620,214
448	Alafia Company for Medicines and Medical Equipment Import	5,604,893
449	Alqobtan Company for Foodstuff Import	5,601,900
450	Alsobol Almosama Company for Agricultural Equipment and Spare Parts Import	5,597,959
451	Aleen Company for Food Industries, Water Bottling, and Juices Manufacturing	5,592,737
452	Addafater Company for Paper and Plastic Industries	5,585,180
453	Alswaed Alalamia Company for Foodstuff, Livestock, and Meat Import	5,581,465
454	Majmaa Albeibas Company for Plastic Industries	5,579,682

455	Riad Almadina Company for Foodstuff Import	5,578,157
456	Bin Taher Factory for Home and Office Furniture Manufacturing	5,536,578
457	Albariq Aldawli Company for Electronic and Electrical Devices Manufacturing	5,526,400
458	Noor Altaqaddom Company for Foodstuff Import	5,483,618
459	Almawad Alseheya Company for Cotton and Sanitary Products Manufacturing	5,470,911
460	Wakeel Zaltan Company for Foodstuff, Fruits, and Meat Import	5,452,750
461	Afdalia Aldaema Company for Foodstuff, Livestock, and Meat Import	5,452,302
462	Mafaza Lilmooharakat Company for Transportation Means and Accessories Import	5,427,475
463	Alqala Company for Aluminum and PVC Doors and Windows Manufacturing	5,388,010
464	Albahaera Company for Building Materials Manufacturing	5,371,645
465	Majmoat Altawasul Aljadeed Company for Raw Materials Import	5,291,808
466	Wadi Alamal Company for Food Industries	5,291,426
467	Alam Alitqan Alawal Company for IT Solutions	5,290,015
468	Almarkabat Almotahida Company for Transportation Means and Accessories Import	5,202,654
469	Konoz Alsahil Company for Foodstuff, Livestock, and Meat Import	5,201,366
470	Afeef Company for Foodstuff Import	5,185,880
471	Azzawya Nafth Company for Oil and Car Accessories Import	5,177,470
472	Alamal Company for Medicines and Medical Equipment Import	5,175,108
473	Anabib Misrata Company for Plastic Pipes and Accessories Manufacturing	5,135,372
474	Altasakhir Aldawlia Company for Agricultural Machinery and Supplies Import	5,129,860
475	Alam Alibda Company for Medical Equipment Supply	5,122,621
476	Janoub Almutawassit Company for Food Development	5,118,764
477	Tariq Alnaeim Company for Agricultural Equipment and Machinery Import	5,105,150
478	Alshamela Altebeya Company for Medical Equipment Import (Limited Liability)	5,080,843
479	Alshouf Company for Foodstuff Import	5,061,771
480	Addawlia Company for Medicines and Medical Equipment Import	5,052,510
481	Dar Cordoba Company for Importing Medical Equipment, Medicines, Medical Supplies, and Mother and Child Products	5,047,551
482	Albadeel Altibbi Company for Importing Medicines and Medical Equipment	5,045,162

483	Anwar Misrata Company for Importing Electrical and Non-Electrical Devices and Spare Parts	4,980,960
484	Nasaïm Libya Company for Importing Decorations, Sundries, and Cleaning Supplies	4,970,114
485	Aali Sidra Company for Building Materials Manufacturing	4,967,563
486	Al-Saniya Company for Tomato Paste Production and Packaging	4,967,477
487	Yasmeen Aldawlia Company for Food Industries	4,947,052
488	Alsandan Almotaaïeq Company for Food and Soft Drink Manufacturing	4,912,034
489	Addaniya Alkubra Company for Importing Household and Electrical Goods	4,910,536
490	Pharmalis Libya Company for Importing Medicines, Medical Supplies, and Mother and Child Products	4,909,003
491	Alistithmarya Company for Mills, Rice Hullers, and Feeds	4,899,000
492	Sahl Alfadil Abu Omar Company for Importing Agricultural Equipment and Spare Parts	4,883,399
493	Alfadil Company for Tire Import	4,881,619
494	Alemeer Allibi Company for Food Industries	4,870,022
495	Mass Company for Plastic Industries	4,831,376
496	Aldanoub Company for Foodstuff Import	4,815,902
497	Altafak Company for Importing Medical Equipment and Mother and Child Products	4,802,548
498	Riyadh Company for Food Industries	4,760,047
499	Tuyour Aljanna Company for Importing Books and Stationery	4,755,524
500	Lamees Alwaqaya Company for Importing Mother and Child Supplies	4,748,640
501	Alghidaa Company for Foodstuff Import	4,729,447
502	Bab Albilad Aloula Company for Importing Transportation Means and Accessories	4,715,360
503	Almotaqadimoun Allibyoun Company for Importing Electronics, Electrical Devices, and Spare Parts	4,711,323
504	Eilaf Alyasmeen Company for Importing Mother and Child Supplies	4,685,028
505	Alwaqaya Company for Importing Medical Equipment, Medicines, and Medical Supplies	4,664,247
506	Alsadaqa Aldawlia Company for Importing Various Means of Transportation and Spare Parts	4,655,991
507	Qalam Almomayezon Company for Stationery Import	4,608,000
508	Afdal Alashkal Company for Manufacturing Electronic and Electrical Devices	4,605,630
509	Lamsa Ibdiaa Company for Manufacturing Clothes, Fabrics, and Textiles	4,603,400
510	Alghazala Allibiya Company for Foodstuff Import	4,588,913

511	Alqaysar Company for Importing Building Materials and Sanitary Supplies	4,585,815
512	Altahadi Alkhalid Aljadeed Company for Food Industries	4,582,602
513	Alaqaria Alhadeetha Company for Importing Building Materials and Sanitary Supplies	4,581,407
514	Nojoom Tarablus Company for Importing Electronics, Home Appliances, and Accessories	4,580,671
515	Shamal Afriqia Company for Soap and Cleaning Materials Manufacturing	4,545,433
516	Zakharif Company for Furniture Manufacturing	4,530,912
517	Alronoq Factory for Wooden Industries	4,524,948
518	Louran Company for Foodstuff, Meat, and Livestock Import	4,498,200
519	Alsaqiya Almottahida Company for Raw Materials Import	4,493,484
520	Rahbat Albaraka Company for Foodstuff Import	4,486,641
521	Almanhal Company for Importing Medicines, Medical Supplies, and Mother and Child Products	4,463,668
522	Alborj Alfidi Company for Importing Electronics and Household Goods	4,460,925
523	Altawasul Alawal Company for Paper Industries	4,452,425
524	Sama Company for Wooden Industries	4,451,925
525	Alnaseem Company for Importing Household and Electrical Goods	4,451,799
526	Aljehad Aloula Company for Importing Electrical and Non-Electrical Devices and Spare Parts	4,449,316
527	Almobhara Company for Metal and Electronic Chips Manufacturing	4,443,240
528	Al Yame Company for Foodstuff Import	4,434,176
529	Allibiya Aldawlia Company for Foodstuff Import	4,427,757
530	Alqartas Company for Paper and Cardboard Manufacturing	4,414,587
531	Taj Company for Aviation	4,395,588
532	Alnour Company for Grinding Grains and Rice Milling	4,394,600
533	Alsiyada Company for Importing Medicines and Medical Supplies	4,388,452
534	Sajad Tarablus Company for Carpet Manufacturing	4,381,349
535	Alqout Company for Food Industries	4,367,795
536	Alawtar Alsinaiya Company for Manufacturing Electronic and Electrical Devices	4,361,259
537	That Alburooj Company for Aluminum Manufacturing	4,347,231
538	Alrawabi Althahabiya Company for Importing Building Materials and Sanitary Supplies	4,346,415
539	Assolaba Allibiya Company for Iron Industries	4,342,939

540	Arkan Libya Company for Furniture Manufacturing	4,325,263
541	Alnasr Athahabi Aloula Company for Importing Electrical and Electronic Devices	4,319,702
542	Alraqm Alawal Company for Importing Electrical and Electronic Devices	4,318,501
543	Almaamoura Company for Poultry Hatchery	4,307,795
544	Gharb Almutawasit Company for Cleaning Materials Import	4,306,162
545	Alitqan Mobile Company for Importing Electronics, Electrical Devices, and Spare Parts	4,269,014
546	Arouad Company for Oil and Car Grease Import	4,242,679
547	Alnarges Aldawlia Company for Importing Mother and Child Supplies	4,240,100
548	Alborej Alaali Company for Manufacturing Electronics and Electrical Devices	4,213,140
549	Batoul Aljabal Company for Brick and Building Materials Manufacturing	4,205,630
550	Almasah Aldawlia Company for Importing Medical Equipment, Medicines, and Medical Supplies	4,173,603
551	Alhawatif Almotaharika Company for Importing Electronics and Spare Parts	4,173,390
552	Libya Aljadeeda Company for Importing Cars and Spare Parts	4,165,771
553	Almazraa Allibiya Aloula Company for Importing Foodstuffs, Livestock, and Meat	4,152,125
554	Misrata Factory for Plastic Pipes Manufacturing	4,151,800
555	Deqqat Alekhtiyar Company for Importing Electrical and Non-Electrical Devices and Spare Parts	4,148,572
556	Jebal Libya Company for Importing Heavy Equipment, Spare Parts, and Factory Supplies	4,133,262
557	Eilaf Aldawliya Almuttahida Company for Importing Clothing, Footwear, and Leather Products	4,130,000
558	Almorabi Company for Feed Manufacturing and Milling	4,128,794
559	Altarabot Company for Manufacturing Doors, Windows, and Geometric Shapes	4,127,392
560	Alealam Aljadeed Company for Electronics Manufacturing	4,116,550
561	Almajdoob Factory for Marble Cutting and Shaping	4,107,140
562	Mazare' Alkheirat Company for Feed Manufacturing and Milling	4,100,100
563	Alealama Alwataniya Company for Food Industries	4,078,547
564	Afaaq Almajara Company for Importing Livestock and Meat	4,075,883
565	Aldhwa Albeyd Company for Importing Electronics, Electrical Devices, and Spare Parts	4,072,400
566	Albadil Aljadeed Company for Importing Transportation Means and Accessories	4,061,000
567	Almuthallath Company for Electrical Industries (Limited Liability)	4,055,264
568	Moharikat Alfa Company for Importing Cars and Spare Parts	4,034,941

569	Ronq Libya Company for Importing Medical Equipment, Medicines, and Mother and Child Products	4,030,018
570	Qimat Altawasol Company for Importing Transportation Means and Accessories	4,016,512
571	Makamin Aloula Company for Furniture Manufacturing	4,002,669
572	Aabirat Albihar Company for Importing Tobacco, Cigarettes, and Related Products	3,978,087
573	Qutis Company for Importing Electrical and Non-Electrical Devices, Spare Parts, and Electronics	3,962,060
574	Eilaf Aldawliya Company for Importing Clothing and Footwear (Subsidiary of Eilaf Aloula Holding Company)	3,944,900
575	Sama Altaqaddom Company for Manufacturing Doors, Windows, and Decorations	3,934,108
576	Altamyeer Alarabi Company for Importing Building Materials and Sanitary Supplies	3,932,955
577	Alwaha Company for Paint Manufacturing	3,922,357
578	Najmat Alforsan Company for Food Industries	3,922,000
579	Dersaf Company for Marble and Granite Manufacturing	3,919,062
580	Alrawdha Company for Aluminum and PVC Manufacturing	3,899,322
581	Almotakhasis Alhadeeth Company for Food and Beverage Manufacturing	3,897,600
582	Tawasol Factory for Wooden Industries	3,892,978
583	Alzajel Company for Kitchen and Furniture Manufacturing	3,891,217
584	Dar Alyusr Company for Food Industries	3,881,345
585	Altariq Company for Iron Manufacturing	3,875,000
586	Altaqaddom Aldawli Company for Cleaning Products Manufacturing	3,870,639
587	Alsada Medical Company for Importing Medicines and Medical Supplies	3,856,904
588	Jusoor Alnahda Company for Importing Foodstuffs, Livestock, and Meat	3,856,777
589	Aleqleem Company for Importing Foodstuffs and Meat	3,845,385
590	Salalah Company for Furniture and Door Manufacturing	3,833,580
591	Qasr Alhamraya Company for Importing Foodstuffs, Livestock, and Meat	3,796,242
592	Alkhtiar Alamatel Company for Aluminum Manufacturing	3,780,557
593	Altaqnia Aldawliya Company for Importing Medicines and Medical Supplies	3,770,688
594	Jawahir Nafisa Company for Food Industries	3,761,844
595	Al Libiya Almuttahida Company for Wooden Product Manufacturing	3,725,000
596	Sabeel Company for Cleaning Product Manufacturing	3,722,936

597	Alhadatha Aleasria Factory for Iron Industries	3,700,000
598	Droob Libya Aldawliya Company for Plastic Industries	3,690,194
599	Alrakha Company for Flour and Its Derivatives Manufacturing	3,684,930
600	Altrablsi Company for Importing Clothes and Fabrics	3,670,000
601	Aasimat Alamāl Company for Importing Foodstuffs	3,668,217
602	Alriyada Albahria Company for Maritime Agencies	3,650,494
603	Aseel Alhurr Company for Aluminum Manufacturing	3,635,870
604	Almobarimj Alhadeeth Company for Importing Electronics and Accessories	3,619,062
605	Alhazil Almomtaz Company for Mattress and Sponge Manufacturing	3,608,394
606	Almuthallathat Company for Food Industries (Joint-Stock)	3,601,137
607	Alsharq Alawsat Company for Heavy Machinery Manufacturing	3,595,088
608	Alsind Alawal Company for Furniture Manufacturing	3,592,000
609	Ala'wafi Company for Foodstuff Import	3,569,155
610	Barniq Company for Importing Industrial Equipment	3,569,117
611	Alzeraei Aldawli Company for Importing Agricultural Equipment and Supplies	3,553,631
612	Sukra Company for Food Industries	3,548,634
613	Alnibras Company for Foodstuff, Livestock, and Meat Import	3,535,000
614	Almajmoua Almuttahida Company for Foodstuff Import	3,520,977
615	Naseem Aldawliya Company for Foodstuff Import	3,520,595
616	Almumtaz Company for Maritime Agencies	3,519,568
617	Alkhiyar Alafdal Company for Importing Electronics	3,515,452
618	Alkheyar Alafdal Company for Importing Electronics and Electrical Devices	3,502,169
619	Alayah Company for Importing Foodstuffs	3,499,804
620	Alain Aloula Company for Importing Foodstuffs	3,472,830
621	Altehalof Company for Importing Livestock and Meat	3,464,502
622	Almedad Almutaqaddem Company for Importing Electronics and Electrical Devices and Accessories	3,454,208
623	Alejmaa Company for Importing Household and Electrical Goods	3,452,296
624	Almoheet Company for Importing Electrical and Non-Electrical Devices and Spare Parts	3,450,207
625	Talia Company for Importing Foodstuffs	3,437,759

626	Auras Aljadeeda Company for Furniture Manufacturing	3,430,877
627	Alsand Company for Wooden Industries	3,417,061
628	Anoud Aljabal Company for Importing Foodstuffs	3,399,898
629	Almobaraka Company for Food Industries	3,314,210
630	Alataeb Company for Importing Foodstuffs, Livestock, and Meat	3,311,455
631	Alzain Aldawliya Company for Importing Foodstuffs	3,309,747
632	Aseel Company for Importing Cleaning Products	3,307,752
633	Aljadeed Company for Iron Industries	3,294,418
634	Alsultan Company for Plastic Industries	3,273,035
635	Slog Company for Manufacturing All Types of Animal Feed and Mills	3,269,118
636	Altakamul Factory for Corrugated Metal Sheet Manufacturing	3,240,070
637	Alaseel Company for Feed Manufacturing	3,236,700
638	Majmouat Almarj Company for Importing Foodstuffs, Livestock, and Meat	3,232,187
639	Majmouat Alamal Altibiya Company for Importing Medicines and Medical Equipment	3,215,692
640	Hamat Alkhair Company for Importing Raw Materials	3,214,425
641	Altariq Company for Importing Agricultural Supplies	3,213,770
642	Almasar Aljadeed Company for Importing Various Vehicles and Spare Parts	3,213,379
643	Alnojoom Althahabiya Company for Importing Cars and Spare Parts	3,212,945
644	Aletihad Alfelahi Company for Importing Electrical Devices and Spare Parts	3,209,042
645	Alfaeq Almutamayez Company for Artistic Industries	3,200,000
646	Engaz Alwataniya Company for Building Materials Manufacturing	3,187,800
647	Aldhara Company for Importing Agricultural Materials and Supplies	3,184,423
648	Alqaws Alalamiya Company for Importing Vehicles, Accessories, Oils, and Lubricants	3,179,683
649	Mateen Company for Importing Cleaning Products	3,179,435
650	Alistiqlal Company for Importing Foodstuffs	3,171,433
651	Alardh Albahira Company for Importing Agricultural Equipment and Supplies	3,163,917
652	Sada Alaswaq Company for Importing Electrical and Non-Electrical Devices and Spare Parts	3,161,423
653	Almathmoona Company for Importing Building Materials and Sanitary Supplies	3,159,948
654	Awslen Company for Importing Medical Equipment and Supplies for Mothers and Children	3,143,804

655	Abu Shanab Company for Importing Foodstuffs	3,128,746
656	Aljawhara Company for Importing Cleaning Products	3,125,690
657	Alreyadah Company for Iron Industries	3,118,508
658	Almusamem Almutamayez Company for Manufacturing Building and Sanitary Materials	3,110,000
659	Altehad Alawal Company for Electronics Manufacturing	3,103,286
660	Aljuzor Alzahira Company for Importing Electrical and Non-Electrical Devices and Spare Parts	3,102,311
661	Almontaj Albaraq Company for Manufacturing Cleaning and Cosmetic Products	3,100,000
662	Alithar Aldaem Company for Importing Foodstuffs, Livestock, and Meat	3,084,465
663	Aleklil Company for Importing Decorations, Hardware, and Cleaning Supplies	3,075,800
664	Alshoof Company for Building Materials Manufacturing	3,054,000
665	Aalam Alteqnia Company for Paper and Plastic Cup Manufacturing	3,046,916
666	Alnajma Company for Soap Manufacturing	3,016,594
667	Souhoul Alrabee Company for Flour, Rice, and Food Industries	3,015,000
668	Alraeda Company for Building Materials Manufacturing	3,008,056
669	Ras Almajoun Factory for Doors, Windows, and Aluminum and PVC Shapes Manufacturing	3,007,690
670	Ru'ya Almustaqbal Company for Importing Foodstuffs	3,000,180
671	Sayyidat Alghida Company for Importing Foodstuffs, Livestock, and Meat	2,998,800
672	Almustaqbal Alwadih Company for Importing Mother and Child Supplies	2,980,527
673	Almasar Alawal Company for Importing Raw Materials	2,973,204
674	Alha'es Company for Importing Clothes, Fabrics, and Leather Products	2,967,266
675	Alkhabeer Almuealaj Company for Importing Building and Sanitary Materials	2,962,521
676	Qalb Almoheet Company for Importing Foodstuffs, Fruits, Livestock, and Meat	2,952,508
677	Safaa Altariq Company for Importing Foodstuffs, Livestock, and Meat	2,950,871
678	Almoroona Company for Importing Raw Materials	2,938,848
679	Almanqala Company for Importing Foodstuffs	2,934,485
680	Almuharth Aljadeed Company for Importing Agricultural Equipment and Supplies	2,926,100
681	Almaemar Altam Company for Importing Electrical Devices and Materials	2,925,284
682	Karzaz Company for Importing Building Materials and Sanitary Supplies	2,921,587
683	Altulhiya Aloula Company for Importing Clothes, Fabrics, and Shoes	2,910,513

684	Shamal Afriqya Company for Paper and Carton Manufacturing	2,909,500
685	Majmouat Alwafi Company for Importing Agricultural Equipment and Spare Parts	2,905,603
686	Sama Libya Company for Feed Manufacturing	2,898,588
687	Asas Albarmaja Company for Software Manufacturing	2,858,500
688	Aalam Almudhi Company for Importing Electrical and Non-Electrical Devices and Spare Parts	2,853,835
689	Anna Belhaj Factory for Manufacturing Aluminum and PVC Doors and Windows	2,852,865
690	Alnasya Alittehadya for Importing Foodstuffs, Livestock, and Meat	2,830,500
691	Alpha for Importing Materials, Equipment, Electrical Supplies, and Accessories	2,826,453
692	Tazweed Libya for Importing Foodstuffs	2,824,636
693	Almuhandisoon Almutahidoon for Constructions and Engineering Works	2,814,914
694	Jawhara Alsenaiya for Manufacturing Aluminum and PVC	2,811,200
695	Alomq for Oil Services	2,806,921
696	Maeda Alrahman for Importing Foodstuffs	2,805,677
697	Altaalok Albaheer Alawal for Importing Electronics, Home Appliances, Electrical Equipment, and Accessories	2,796,053
698	Albadeel for Importing Electronic Devices and Accessories	2,795,070
699	Abin for Importing Heavy Machinery, Equipment, Spare Parts, and Factory Tools	2,786,400
700	Shorooq Libya for Importing Foodstuffs	2,785,538
701	Rand for Food Industries	2,770,814
702	Ferdas for Importing Foodstuffs, Livestock, and Meat	2,764,026
703	Tawasol Alghad for Importing Foodstuffs	2,761,506
704	Alruya Alalamia for Paints and Putties	2,750,905
705	Almajara for Importing Foodstuffs	2,750,048
706	Alfroj Almomayaz for Importing Foodstuffs, Livestock, and Meat	2,737,545
707	Almohtrfeen for Furniture Manufacturing	2,728,128
708	Manarat Alsahil for Importing Foodstuffs	2,721,700
709	Nuwarat Alsharq for Importing Foodstuffs	2,712,116
710	Noor Alqamar for Electronics and Electrical Industries	2,705,740
711	Adwaa Alshamal for Importing Electrical Supplies	2,704,163
712	Alsafar for Importing Agricultural Machinery and Spare Parts	2,703,250

713	Almustakshif Aldawli for IT and Protection Systems	2,700,000
714	Shams Almajid for Importing Building Materials	2,687,175
715	Wafira Alghidaa for Importing Foodstuffs	2,687,074
716	Almorabi Factory for Feed Manufacturing	2,684,300
717	Alpha for Food Industries, Mills, and Feeds (LLC)	2,671,214
718	Ard Alkhairat for Coffee Manufacturing	2,670,798
719	Fiomi for Feed Manufacturing and Grain Milling	2,670,683
720	Marhaba for Importing Foodstuffs	2,666,198
721	Altanmiya Alhandasiya for Trailer Manufacturing	2,666,039
722	Aslanta for Importing Foodstuffs, Livestock, and Meat	2,661,038
723	Sultan Albaraka for Importing Foodstuffs	2,655,790
724	Electron Altejaria for Importing Electrical and Non-Electrical Materials and Devices	2,651,700
725	Ekleel for Importing Medicines and Medical Equipment	2,650,114
726	Alharam for Paints and Plastic and Metal Containers Manufacturing	2,631,286
727	Almoharrikat Allibiya for Importing Cars and Spare Parts	2,616,619
728	Libya Hurra for Importing Generators, Machinery, and Electrical Equipment	2,613,123
729	Alibhar Alfani for Importing Foodstuffs, Livestock, and Meat	2,592,050
730	Sultan Alkhair for Importing Foodstuffs	2,582,500
731	Etar Alharamain for Importing Foodstuffs and Fresh Fruits	2,576,065
732	Alkhadamat Aldhabia for Communications and Technology	2,563,870
733	Alanzima Almutaqadima for Importing Electronic Devices and Accessories	2,560,996
734	Condor Libya for Importing Electrical and Non-Electrical Devices and Spare Parts	2,556,237
735	Larin for Importing Agricultural Machinery and Supplies	2,555,770
736	Danat Alibda for Importing Mother and Baby Supplies	2,549,136
737	Alarif for Importing Electrical and Non-Electrical Materials and Devices	2,537,929
738	Attahadi Alsamed for Mills and Feeds Manufacturing	2,526,674
739	Qarnab for Importing Cars, Spare Parts, Oils, and Lubricants	2,510,113
740	Majmooat Alerteqaa Almotahida for Importing Transportation Means and Accessories	2,509,835
741	Asmeran for Asphalt and Petroleum Derivatives Manufacturing	2,505,000

742	Almasar Allibi for Importing Foodstuffs, Livestock, and Meat	2,504,134
743	Albottan for Importing Veterinary Medicines	2,490,117
744	Aljithad for Importing Electrical and Non-Electrical Devices and Spare Parts	2,481,320
745	Alitar for Importing Transportation Means and Accessories	2,476,477
746	Alsadaqa Alhaditha for Telecommunication and IT Services	2,475,583
747	Essam and Partners for Coffee Manufacturing	2,463,380
748	Wabel Alhaditha for Importing Equipment and Medical Supplies	2,450,025
749	Alsadara Aljadeeda for Importing Foodstuffs and Fresh Fruits	2,449,911
750	Alam Alfada Altakani for Importing Electronic and Electrical Devices and Accessories	2,437,365
751	Qalaat Almohtar for Importing Computers and Accessories	2,428,704
752	Majmooat Alawail for Home Furniture Manufacturing	2,428,681
753	Albashaer for Importing Electrical Materials	2,427,061
754	Abodbous Factory for Plastic Containers and Household Products Manufacturing	2,425,387
755	Majmooat Buyout Alezz for Importing Building Materials and Sanitary Ware	2,424,831
756	Naeem Bladi for Importing Foodstuffs	2,415,118
757	Alrifaaq Aljedod for Importing Agricultural Machinery and Spare Parts	2,414,250
758	Sohooool Libya for Importing Foodstuffs, Livestock, and Meat	2,414,116
759	Alhadaf for Rice, Flour Mills, and Derivatives	2,410,000
760	Albiyader Alkhadra for Importing Spare Parts for Various Means of Transportation	2,395,992
761	Wadi Bay Alkabeer for Importing Seeds and Agricultural Supplies	2,394,000
762	Alzad Alalamiya for Food Manufacturing	2,376,786
763	Alomran for Iron Manufacturing of All Types and Forms	2,376,505
764	Alsaray Factory for Manufacturing Aluminum Doors and Windows	2,376,113
765	Alfakhra for Importing Foodstuffs and Fruits	2,364,045
766	Altaameer for Importing Building Materials, Sanitary Ware, and Accessories	2,347,836
767	Twitter for Importing Electronics, Electrical, and Household Materials	2,344,168
768	Alaseel for Food Industries	2,343,967
769	Allahat for Importing Electrical and Non-Electrical Materials and Spare Parts	2,335,228
770	Majmooat Almarshed for Importing Transportation Means and Accessories (Limited)	2,313,519

771	Altaj Almomayaz for Food Industries and Grain Milling	2,303,752
772	Altalal Alkhadra for Importing Foodstuffs	2,301,000
773	Albayt Aljadeed for Electronics and Electrical Industries	2,300,455
774	Dar Alwafa for Importing Foodstuffs	2,299,464
775	Afanan Aljadeeda for Importing Foodstuffs, Livestock, and Meat	2,279,677
776	Rawasi Aleamar for Importing Building Materials	2,270,025
777	Jawharat Orika for Importing Foodstuffs, Livestock, and Meat	2,269,909
778	Adrar Libya for Importing Cleaning Materials, Cosmetics, and Hardware	2,268,899
779	Alqala Alkubra for Importing Agricultural Supplies and Spare Parts	2,265,651
780	Alain Alsaheera for Importing Foodstuffs	2,261,729
781	Aldaqa Aldhahabiya for Food Industries	2,255,075
782	Amwaj Altaif for Importing Electronic and Electrical Devices	2,254,455
783	Rokn Aldiya for Importing Electrical and Non-Electrical Devices and Spare Parts	2,246,160
784	Alryhana for Food Industries	2,244,963
785	Alborj Aldawliya for Marble, Granite Cutting, and Building Materials Manufacturing	2,239,697
786	Alkees for Plastic Industries	2,238,642
787	Almran for Furniture Manufacturing	2,232,665
788	Qartaj Aldawliya for Importing Foodstuffs and Fresh Fruits	2,231,509
789	Aldaqa Alamina for Importing Transportation Means and Accessories	2,223,989
790	Aljoda for Manufacturing and Assembling Electrical, Household, and Electronic Materials	2,217,522
791	Altalal for Importing Agricultural Machinery and Spare Parts	2,213,437
792	Saba for Importing Foodstuffs	2,208,644
793	Alayadi Aldhahabiya for Iron Industries	2,204,000
794	Almazaree Alaowal for Importing Livestock and Meat	2,199,167
795	Dar Aljood for Manufacturing Cartons, Bags, and Paper Packaging	2,190,932
796	Ahd Almahaba for Importing Foodstuffs	2,188,162
797	Altuyoor Almuhajira for Importing Foodstuffs	2,184,950
798	Alores Altijaria for Importing Foodstuffs, Livestock, and Meat	2,181,468
799	Etar Alward for Chemical Industries and Cleaning Materials	2,173,232

800	Aldaqa Alalia for Importing Foodstuffs, Livestock, and Meat	2,166,004
801	Najmat Almajara for Importing Livestock and Meat	2,165,660
802	Tasahiel Aldahabiya for Importing Electronic and Electrical Devices	2,165,000
803	Belhaj Factory for Manufacturing Mats and Accessories from Plastic and Aluminum	2,155,952
804	Asr Albina Aldawli for Importing Building Materials and Accessories	2,149,065
805	Alwadi for Importing Building Materials and Sanitary Ware	2,147,735
806	Maraaee Dofan for Importing Foodstuffs, Livestock, and Meat	2,147,073
807	Jood Libya for Importing Agricultural Machinery and Spare Parts	2,146,359
808	Alam Alibda for General Contracting and Real Estate Investment	2,145,102
809	Majmooat Alrabee for Importing Electrical and Electronic Devices and Accessories	2,140,020
810	Wahat Alkhair for Importing Electronic Devices	2,136,040
811	Alsatea for Importing Transportation Means and Accessories	2,135,807
812	Almajmooat Allibiya for Importing Air Conditioning and Heating Systems	2,132,882
813	Naseem Albahar Misrata for Food Industries	2,114,430
814	Tebesti Alhaditha for Importing Cars and Spare Parts	2,113,904
815	Abeer Alwatan for Building Materials Manufacturing	2,111,200
816	Alruya Aldigitalya for Importing Foodstuffs, Livestock, and Meat	2,109,943
817	Almashreqa for Importing Animals and Birds	2,108,112
818	Aldiya Aldawliya Alawla for Importing Electrical and Non-Electrical Devices and Spare Parts	2,102,602
819	Alaamar Altibi for Importing Medical Equipment and Mother and Baby Supplies	2,093,000
820	Aamar Zliten for General Contracting and Real Estate Investment	2,091,288
821	Ghadames for Air Transport (Shareholding Company)	2,063,248
822	Dar Aleemara for Building Materials Manufacturing	2,061,772
823	Alghizara for Importing Foodstuffs, Livestock, and Meat	2,061,044
824	Almottahda for Manufacturing Aluminum, PVC, and Decor	2,058,421
825	Alrabee for Diapers, Health Care, and Cleaning Products Manufacturing	2,047,400
826	Attahadi Alawal for Furniture Manufacturing	2,045,840
827	Aali Almotawassit for Maritime Agencies	2,036,112
828	Almaramar Alsafi for Importing Building Materials and Sanitary Ware	2,030,400

829	Dar Alkhubra for Importing Cars and Spare Parts	2,029,512
830	Karam Alkhair for Manufacturing Beverages and Juices	2,029,000
831	Alkhalij Factory for Shoe Manufacturing	2,028,445
832	Alquwairi for Iron Industries	2,027,693
833	Alnooran for Electronics and Electrical Industries	2,014,155
834	Almajal Alwase for Electronics and Electrical Devices Manufacturing	2,009,325
835	Kuna for Importing Foodstuffs	2,007,188
836	Alwidad for Importing Foodstuffs, Livestock, and Meat	2,006,600
837	Nahj Alasema for Furniture Manufacturing	2,004,279
838	Aboorwela Factory for Manufacturing Household Plastic Materials	2,001,446
839	Altaqnia Alhaditha for Manufacturing PVC and Derivatives	2,001,063
840	Alsamt for Importing Medicines, Medical Equipment, and Mother and Baby Supplies	2,000,134
841	Alzomoruda Aldawliya for Importing Books and Stationery	1,998,605
842	Qurara for Importing Jewelry, Precious Stones, and Metals	1,996,870
843	Afanan for Importing Jewelry, Precious Stones, and Metals	1,992,210
844	Almarsaa for Maritime Agencies	1,991,455
845	Alafdal for Feed Manufacturing	1,988,875
846	Bedayat Almeamar for Importing Building Materials and Sanitary Ware	1,987,650
847	Alyaqeen Aldawliya for Importing Jewelry	1,987,110
848	Majmooat Alemtiaz for Importing Agricultural Machinery and Supplies	1,982,725
849	Alheera for Manufacturing Electronic and Electrical Devices	1,981,000
850	Alhadaeq Alhaditha for Importing Agricultural Machinery, Supplies, and Spare Parts	1,972,304
851	Allu'lu'a Aldawliya for Importing Jewelry, Precious Metals, and Gemstones	1,969,760
852	Wadi Alhayat for Importing Raw Materials	1,961,837
853	Alshahin Aldawliya for Importing Foodstuffs	1,960,268
854	Alzaher Allibi for Importing Jewelry, Precious Metals, and Gemstones	1,954,105
855	Almansour for Manufacturing Baby Diapers	1,952,899
856	Alraheeq Alazraq for Food Industries	1,952,000
857	Alahram Almethaliya Aloola for General Contracting and Real Estate Investment	1,944,797

858	Alosra Almethaliya for Food Industries	1,934,498
859	Alsatea Aloola for Importing Electrical and Electronic Materials	1,921,855
860	Alenma Altadamonía for Importing Building Materials	1,918,436
861	Rasanat Almotawassit for Importing Agricultural Machinery and Spare Parts	1,918,400
862	Alghiran Aljadeeda for Importing Furniture	1,916,607
863	Atabia Allibiya for Importing Raw Materials	1,904,828
864	Ard Alkhairat for Importing Raw Materials	1,901,875
865	Almottahida Allibiya for Importing Electronic, Electrical, Non-Electrical Devices, and Accessories	1,900,563
866	Alnqat Aljadeeda for Importing Agricultural Machinery, Supplies, and Spare Parts	1,888,089
867	Alhilal Aldawli for Importing Livestock and Meat	1,871,008
868	Darsaf for Importing Building Materials, Sanitary Ware, and Accessories	1,866,150
869	Alnasr Aldhahabi Almotajaded for Importing Electrical and Household Materials	1,862,485
870	Havana for Installing and Maintaining All Types of Systems	1,847,825
871	Alshifa for Importing Medicines	1,843,484
872	Al'etlala Almotamayeza for Assembling and Manufacturing Electronics, Software, and Spare Parts	1,840,316
873	Alreyada Aldawa'eya for Importing Medical Equipment and Medicines	1,839,296
874	Shati Almotadawal for Importing Foodstuffs, Livestock, and Meat	1,835,200
875	Almedad for Importing Building Materials	1,833,469
876	Qubtan Libya for Importing Foodstuffs, Livestock, and Meat	1,831,601
877	Alabr Alalamia for General Contracting and Real Estate Investment	1,825,000
878	Ital Aldawliya for Importing Building Materials, Sanitary Ware, and Accessories	1,823,961
879	Libya Alwataniya Aloola for Wooden Industries and Furniture Manufacturing	1,821,196
880	Rahma for Importing Transportation Means and Accessories	1,818,476
881	Alrawi for Dairy Manufacturing and Derivatives	1,815,044
882	Alruwad for Importing Clothes, Textiles, and Leather Products	1,811,280
883	Qasr Alsdeer for Importing Ceramics and Building Materials	1,809,047
884	Tatweer for Industrial Investment (Shareholding Company)	1,794,325
885	Alasema Aloola for Importing Livestock and Meat	1,793,800
886	Alqasr Almalki for Importing Medical Equipment, Medicines, and Mother and Baby Supplies	1,790,540

887	Alwaraq Alabyad for Paper and Carton Industries	1,787,750
888	Alaafiya Allibiya for Medical Industries	1,785,315
889	Alsarayah Alalamia for Wooden Industries	1,766,824
890	Rahmat Libya for Manufacturing Agricultural Machinery, Equipment, and Assembling Generators	1,766,696
891	Abubakr Salem Mloq Factory for Paper Manufacturing	1,765,500
892	Altamayoz Factory for Manufacturing Aluminum and PVC	1,756,520
893	Sama Alkhair for Importing Raw Materials	1,755,000
894	Ramalat Libya for Communications and IT	1,753,240
895	Alnokhba for Importing Foodstuffs	1,752,503
896	Aali Alsharq for Importing Foodstuffs, Livestock, and Meat	1,738,750
897	Verona for Importing Foodstuffs, Livestock, and Meat	1,737,043
898	Almadina Misrata Factory for Paints and Putties Manufacturing	1,735,075
899	Abwab Almustaqbal for Importing Building Materials	1,731,800
900	Bayan Alkhair Almotawasil for Importing Building Materials, Sanitary Ware, and Accessories	1,731,755
901	Najmat Bladi for Manufacturing Aluminum, PVC, and Accessories	1,731,674
902	Almothmera for Importing Foodstuffs	1,718,764
903	Qartaj Alalamia for Importing Foodstuffs	1,714,360
904	Beer Lias for Importing Agricultural Machinery and Spare Parts	1,713,717
905	Dezain Alhaditha for Importing Foodstuffs, Livestock, and Meat	1,700,576
906	Almottahida Aldawliya Aloola for Importing Heavy Machinery and Equipment	1,699,920
907	Hoqul Alghidaa for Importing Livestock and Meat	1,695,340
908	Daleel Alamakin for Importing Electrical, Non-Electrical Devices, and Spare Parts	1,689,626
909	Alsadaqa Alraqia for Importing Building Materials, Sanitary Ware, and Accessories	1,686,355
910	Alnokhba for Industrial Investment (LLC)	1,684,938
911	Alshurooq Almalkiya for Importing Raw Materials	1,682,496
912	Aemal Libya for Grain Milling	1,680,000
913	Buheira Alsaraya for Importing Electrical, Non-Electrical Devices, and Spare Parts	1,678,155
914	Almashareq Aljadeeda for Importing Foodstuffs, Livestock, and Frozen Meat	1,673,880
915	Saah for Technology for Importing Books, Stationery, and Office Equipment	1,671,904

916	Altanara for Fishing and Fish Canning	1,671,860
917	Attahadi Alawal for Paper and Carton Industries	1,671,375
918	Thamara for Food Industries	1,670,181
919	Bayn Alnahrain for Importing Foodstuffs	1,670,028
920	Almotajaded for Importing Home and Office Furniture	1,667,638
921	Libya Almotamayza for Metal Industries and Forming	1,664,809
922	Athuraya for Importing Building Materials and Sanitary Ware	1,659,204
923	Jeel Aleamal for Importing Livestock and Meat	1,655,361
924	Alshariqa for Importing Perfumes and Cosmetics	1,650,000
925	Bab Africa Aljadeeda for Food Industries	1,646,103
926	Titan for Importing Clothes, Shoes, and Leather Products	1,644,042
927	Aljadeeda for Food Industries	1,636,870
928	Alrahba for Importing Foodstuffs	1,635,306
929	Sultan for Food Industries, Water, and Beverage Packaging	1,634,056
930	Tayib Alandalus for Importing Foodstuffs, Livestock, and Meat	1,630,380
931	Altafoq Al'aly for Importing Agricultural Supplies and Spare Parts	1,624,677
932	Alwatheqa Al'aselea for Importing Transportation Means and Accessories	1,623,411
933	Albaskel for Importing Electrical and Household Materials	1,616,675
934	Albastana for Kitchen Manufacturing and Spare Parts	1,608,879
935	Zahret Alseder for Food Industries	1,604,000
936	Alabraaj Alhaditha for Importing Electrical and Non-Electrical Devices and Spare Parts	1,601,457
937	Sioul Factory for Iron Industries	1,600,872
938	Majmooat Alanaqa Aldawliya for Clothes and Textiles Manufacturing	1,600,000
939	Safa Aljoda for Flour Manufacturing	1,599,200
940	Sheba for Installing and Maintaining All Types of Systems	1,596,650
941	Sadeem Aldawliya for Importing Foodstuffs, Livestock, and Meat	1,595,776
942	Hadeed Libya Alwataniya for Iron Industries	1,595,015
943	Mayar Aloola Alalamia for Importing Foodstuffs, Livestock, and Meat	1,594,900
944	Abwab Alfath for Importing Stationery and Office Supplies	1,588,924

945	Alrawes for Importing Electrical, Non-Electrical Devices, and Spare Parts	1,585,403
946	Alqala for Importing Agricultural Supplies (Shareholding)	1,584,318
947	Majmooat Alshahed for Importing Foodstuffs	1,579,300
948	That Alrimal for Importing Foodstuffs	1,579,174
949	Alsiraj Alaly for Importing Electrical, Non-Electrical Devices, and Spare Parts	1,575,238
950	Alrifaaq Aljedod for Importing Livestock and Meat	1,572,388
951	Altazaj for Importing Foodstuffs, Livestock, and Meat	1,568,951
952	Almo'asses Alraqi for Iron Industries	1,565,565
953	Alumma Almotahida for Printing, Publishing, Media, and Paper Packaging Industries	1,565,400
954	Alatlas Aldawliya for Importing Medicines, Medical Supplies, and Mother and Baby Products	1,563,883
955	Alqalam for Installing, Maintaining, and Developing Systems	1,563,325
956	Kafalos for Maritime Agencies	1,560,485
957	Alhamia for Importing Building Materials, Sanitary Ware, and Accessories	1,556,507
958	Victoria for Importing Foodstuffs	1,555,382
959	Hattin for Importing Transportation Means and Accessories	1,549,402
960	Alalamia for Sweets and Food Industries	1,544,426
961	Alhabbah Aldhahabiya Alfakhira for Rice Refining and Grain Milling	1,536,000
962	Bayan Libya Alalamia for Importing Electronic, Electrical, and Non-Electrical Devices and Spare Parts	1,535,612
963	Delta Almotahida for Manufacturing Packaging Materials	1,534,313
964	Alamirall for Importing Cleaning Materials, Cosmetics, and Hardware	1,533,311
965	Aljubail for Importing Raw Materials	1,532,539
966	Alsallala for Importing Agricultural Machinery and Spare Parts	1,531,701
967	Bariq Alaser Aldawalia for Importing Building Materials, Sanitary Ware, and Accessories	1,526,343
968	Wadi Zain for Importing Medicines, Medical Supplies, and Mother and Baby Products	1,511,513
969	Nasma for Importing Air Conditioning and Heating Systems	1,509,426
970	Bariqa for Importing Agricultural Supplies	1,505,591
971	Tobruk for Refining and Packaging Vegetable Oils	1,503,901
972	Althawb Alraqi for Importing Clothes, Textiles, and Leather Products	1,500,930
973	Alkhutwa Aloola for Manufacturing Panels and Insulating Materials	1,500,000

974	Medica for Importing Medicines, Medical Supplies, and Mother and Baby Products	1,493,127
975	Altaqadam Alwatani for Importing Building Materials, Sanitary Ware, and Accessories	1,491,182
976	Jadid Alommah for Importing Cars, Spare Parts, and Accessories	1,491,162
977	Altawazon for Importing Tobacco, Cigarettes, and Accessories	1,488,500
978	Fine for Sponge and Salons Manufacturing	1,487,347
979	Belhaj Alalamia for Manufacturing Doors, Windows, and Decorative Supplies	1,485,465
980	Masarat Alelm for Communications and IT	1,485,188
981	Alalamia Almotamayza for Importing Transportation Means	1,480,335
982	Alyaqoot for Agricultural and Livestock Production	1,471,871
983	Alittihad Alraeda for Importing Furniture	1,465,098
984	Alborj Alalamiya for Importing Transportation Means and Accessories	1,459,000
985	Qafilat Alshati for Importing Foodstuffs	1,451,000
986	Alkayan for Printing, Paper Products, Packaging, and Advertising	1,445,000
987	Marafi for Food and Vegetable Oil Industries	1,443,719
988	Manazel for Importing Electrical and Non-Electrical Devices and Spare Parts	1,443,275
989	Alnoor for Importing Foodstuffs	1,443,193
990	Almarsa Aljadeed for Egg Hatching and Poultry Production	1,439,490
991	Almaham for Importing Foodstuffs	1,436,450
992	Alkowkab Aldhababi for Importing Electronic Devices, Accessories, and Spare Parts	1,429,917
993	Alraed for Importing Transportation Means and Accessories	1,428,654
994	Alnawafeth Alasriya for Manufacturing PVC and Aluminum Products	1,422,020
995	Arzaq Almotawassit for Importing Foodstuffs, Livestock, and Meat	1,421,404
996	Aldyar Alarabiya for Importing Building Materials, Sanitary Ware, and Accessories	1,415,761
997	Almajmooat Alalamiya for Importing Building Materials and Supplies	1,402,784
998	Alnahda Allibiya for Carton and Paper Products Manufacturing	1,400,031
999	Almaysem Aldawliya for Importing Clothes, Textiles, and Leather Products	1,394,367
1000	Qimat Alezdehar for Importing Mother and Baby Supplies	1,392,462
1001	Alruwad Factory for Aluminum and PVC Manufacturing	1,378,135
1002	Almotawra for Importing Electrical Devices and Spare Parts	1,377,487

1003	Aldaqa for Aluminum Manufacturing	1,376,491
1004	Alrasikha for Importing Building Materials, Sanitary Ware, and Accessories	1,375,848
1005	Kohof Aljibal for Building Materials Manufacturing	1,375,000
1006	Atar Alsharq for Importing Cleaning Materials	1,372,285
1007	Jusoor Altijara for Importing Foodstuffs and Livestock	1,371,809
1008	Alsonbola Alfareqa for Importing Foodstuffs	1,370,699
1009	Alnabad Aljadeed for IT and Communications	1,362,600
1010	Alnoor Alhaditha for Importing Foodstuffs	1,358,507
1011	Alsad Alali for Manufacturing Electronic Devices	1,354,900
1012	Alruwad Aldawli Factory for Clothes Manufacturing	1,354,652
1013	Sahel Alhenshir for Importing Electrical Devices and Spare Parts	1,345,335
1014	Alfikra Alhaditha for Importing Foodstuffs	1,344,970
1015	Athaqa Aldawliya for Electromechanical Works	1,337,250
1016	Alsawaed for Wooden Industries	1,336,028
1017	Alshahin for Importing Veterinary Medicines	1,332,098
1018	Almehri Alsaree for Transportation	1,325,000
1019	Alnaem Alalamiya for Food Industries	1,325,000
1020	Shababek Alasema for Importing Foodstuffs	1,321,219
1021	Taj Abu Jaradah for Importing Foodstuffs, Livestock, and Meat	1,315,050
1022	Babel Alhaditha for Importing Clothes, Textiles, Shoes, and Leather Products	1,313,460
1023	Alfahd Alsaree for Importing Raw Materials	1,310,097
1024	Murjan Albahr for Importing Frozen Fish, Livestock, and Meat	1,304,900
1025	Aldewan for Importing Medicines, Medical Equipment, and Supplies	1,303,255
1026	Silah for Communications and IT	1,300,921
1027	Alrokn Elektroni for Manufacturing Electronic and Electrical Devices	1,300,540
1028	Medico for Importing Medicines, Medical Equipment, and Mother and Baby Supplies	1,293,695
1029	Albareena for Importing Medicines, Equipment, and Laboratory Supplies	1,291,012
1030	Bin Faraj for Importing Tires and Batteries (Limited)	1,285,378
1031	Alrubai Factory for Sweets Manufacturing and Pulses Packaging	1,281,254

1032	Alrahha for Importing Foodstuffs, Livestock, and Meat	1,280,392
1033	Almabani Aldhahabiya for General Contracting	1,279,016
1034	Alresala for Importing Foodstuffs	1,278,067
1035	Apolonia Pharma for Importing Medicines and Mother and Baby Supplies	1,277,532
1036	Aljohara Factory for Plastic Pipe Manufacturing	1,271,714
1037	Rimas Altibiya for Importing Medical Equipment, Medicines, and Mother and Baby Products	1,265,000
1038	Alghazala for Importing Building Materials, Sanitary Ware, and Accessories	1,255,665
1039	Alsalama for Importing Textiles and Fabrics	1,249,919
1040	Alafdalia for Importing Electrical and Non-Electrical Devices	1,249,637
1041	Shaheen Almustaqbal for Importing Foodstuffs, Livestock, and Meat	1,243,423
1042	Altaqadum for Metal and Plastic Industries	1,240,724
1043	Sovana for Importing Foodstuffs, Livestock, and Meat	1,236,541
1044	Altawafuq Aldaem for Importing Foodstuffs	1,229,738
1045	Alnajm Alreefie for Importing Electronic and Electrical Devices	1,225,550
1046	Fakhr Libya Aloola for Importing Cars and Spare Parts	1,224,450
1047	Aljeera for Importing Foodstuffs, Livestock, and Meat	1,223,220
1048	Alburaq Aloola for Importing Generators, Electrical, and Non-Electrical Devices	1,220,180
1049	Ahadeth Almohrikat for Importing Various Transportation Means and Spare Parts	1,219,500
1050	Rabayna Almottahida for Importing Personal Care Supplies	1,212,366
1051	Alzeitona Alkhadra for Importing Agricultural Machinery and Spare Parts	1,210,630
1052	Itar Alafdal for Importing Transportation Means and Accessories	1,208,246
1053	Haram Alshifa for Importing Medical Equipment and Mother and Baby Products	1,206,089
1054	Aamar for Iron and Corrugated Sheet Industries	1,205,612
1055	Sanabel Alzahraa for Importing Barn Equipment and Agricultural Supplies	1,205,276
1056	Altanmiya for Importing Oil Devices and Equipment	1,201,460
1057	Bab Almustaqbal for Importing Car Spare Parts	1,198,283
1058	Almawarid Almottahida for Importing Foodstuffs	1,195,918
1059	Alnakheel Factory for Food Industries	1,193,857
1060	Zuhal Aljadeeda for Importing Transportation Means and Accessories	1,193,558

1061	Almanahil Altibiya for Importing Medicines and Medical Supplies	1,191,598
1062	Konoz Libya for Importing Cleaning Materials	1,174,811
1063	Alghidaa Alafdal for Food Industries (LLC)	1,173,864
1064	Alfarouq Altibiya for Importing Medicines, Medical Equipment, and Supplies	1,172,142
1065	Alsahm Allami for Importing Building Materials and Sanitary Ware	1,165,352
1066	Meftah for Importing Clothes, Textiles, and Leather Products	1,164,475
1067	Itar Alamman for Importing Tires, Batteries, and Car Accessories	1,162,500
1068	Ambasa for Importing All Types of Building Materials	1,158,480
1069	Alalamia for Prefabricated Buildings	1,157,580
1070	Alzeitouna for Plastic Industries	1,157,060
1071	Taj Alalami Almomayaz for Importing Electrical and Non-Electrical Devices	1,147,378
1072	Shamal Afriqia Aldawliya for Importing Generators, Electrical, and Non-Electrical Devices	1,147,020
1073	Ghalia for Food Industries	1,145,964
1074	Aber Alalam for Importing Building Materials	1,144,086
1075	Aldiyafa Libya for Importing Electronic Devices	1,139,050
1076	Alsadah Almotamayzoon for Food Industries	1,137,766
1077	Itihad Alelectronat for Importing Electronic and Electrical Devices	1,135,934
1078	Alnahda Alwataniya for Importing Transportation Means and Accessories	1,133,183
1079	Aldiyafa Allibiya for Importing Foodstuffs	1,132,832
1080	Albunduqiya for Importing Foodstuffs	1,127,725
1081	Aldiyafa Allibiya for Food and Beverage Manufacturing	1,127,200
1082	Atlas Aldawli for Importing Building Materials, Sanitary Ware, and Accessories	1,125,635
1083	Alqala Alhaditha for Importing Foodstuffs	1,125,299
1084	Kenzi for Importing Medical Equipment, Medicines, and Mother and Baby Supplies	1,125,232
1085	Alhimma for Importing Medicines and Medical Equipment	1,124,665
1086	Alnujom Aljadeeda for Importing Foodstuffs, Livestock, and Meat	1,123,944
1087	Duroob Alrakhaa for Importing Foodstuffs	1,123,600
1088	Suluq for Poultry Farming and Slaughtering	1,120,900
1089	Albahira for Importing Cleaning Materials	1,117,554

1090	Bayt Alizdiyar for Furniture and Kitchen Manufacturing	1,114,119
1091	Enarat Almotawassit for Importing Electrical and Non-Electrical Devices	1,113,944
1092	Allibiya Alasriya for Importing Electrical, Non-Electrical, and Electronic Devices and Accessories	1,112,610
1093	Gharza for Importing Foodstuffs and Fresh Fruits	1,107,617
1094	Alayadi for Manufacturing Building Materials	1,107,305
1095	Almaadan Allibi for Iron and Hangar Industries	1,103,827
1096	Allamsa for Importing Furniture and Accessories	1,099,662
1097	Alborj Alghithaee Aljadeed for Importing Foodstuffs, Livestock, and Meat	1,099,575
1098	Alridwan for Importing Medicines	1,099,565
1099	Candy for Importing Foodstuffs, Livestock, and Meat	1,099,113
1100	Alhaql Alakhder for Importing Agricultural Machinery and Spare Parts	1,093,289
1101	Rouh Libya for Importing Medicines, Medical Supplies, and Mother and Baby Products	1,089,779
1102	Alrabee Factory for Cleaning Materials Manufacturing	1,089,049
1103	Shamous Alghitha for Importing Foodstuffs, Livestock, and Meat	1,085,562
1104	Magdit for Food Industries	1,085,422
1105	Aljadwa Alalamia for Importing Clothes, Textiles, and Leather Products	1,076,265
1106	Lamsat Almarah for Importing Books and Stationery	1,075,194
1107	Alshamela Alteqniya for Importing Electronic and Electrical Devices	1,073,514
1108	Alimkaniat for Importing Electrical, Non-Electrical Devices, Spare Parts, and Electronics	1,072,777
1109	Afaaq Almustaqbal for Manufacturing Plastic Tools	1,063,000
1110	Tolmethet Aljadeeda for Importing Household Items	1,062,597
1111	Rawasi Alsahra for Importing Oils, Greases, and Transportation Means	1,061,891
1112	Aldiyar Alalamia for Importing Building Materials, Sanitary Ware, and Accessories	1,051,540
1113	Alriyada Alalamia Aloola for Importing Grains, Seeds, Feeds, and Agricultural Supplies	1,050,000
1114	Gamma Libya for Importing and Distributing Electrical Equipment and Spare Parts	1,047,586
1115	Alhaditha for Importing Foodstuffs	1,044,711
1116	Almakhzon Altayeb for Importing Mother and Baby Supplies	1,043,353
1117	Alarabiya for Importing Books and Stationery	1,036,378
1118	Alraeda Almotamayza for Importing Foodstuffs, Livestock, and Meat	1,023,750

1119	Alqala for Soap and Cleaning Materials Manufacturing (Shareholding)	1,023,726
1120	Wahat Altib for Importing Medical Equipment	1,023,000
1121	Yashfin Aldawliya for Importing Medicines and Veterinary Serums	1,022,499
1122	Alwakeel Alalami Aloola for Importing Medicines, Mother and Baby Supplies, and Medical Equipment	1,022,457
1123	Alsolb Factory for Corrugated Sheet Manufacturing	1,021,092
1124	Duroob Albidaa for Importing Agricultural Machinery and Spare Parts	1,020,000
1125	Altaj Alghitha Aldhahabi for Importing Foodstuffs, Livestock, and Meat	1,019,683
1126	Alkhalij for Insulated Panel Manufacturing	1,018,455
1127	Title Altijariya for Importing Medical Equipment, Medicines, and Mother and Baby Supplies	1,018,260
1128	Alkhalij for Importing Clothes, Textiles, and Leather Products	1,014,976
1129	Mafkharat Alard for Importing Transportation Means and Accessories	1,014,000
1130	Almasdar Alalami for Importing Foodstuffs, Meat, and Livestock	1,009,786
1131	Yafa Altijariya for Importing Medical Equipment, Medicines, and Mother and Baby Supplies	1,007,706
1132	Altahadon for Importing Books and Stationery	1,005,540
1133	Altahakom for PVC, Aluminum, and Glass Manufacturing	1,005,516
1134	Noor Sama for Importing Medical Equipment and Supplies	1,001,346
1135	Alraeda Aloola for Importing Foodstuffs, Livestock, and Meat	1,000,800
1136	Alghazl for Importing Clothes, Textiles, and Leather Products	1,000,000
1137	Shamal Afriqia for Importing Medicines and Medical Equipment (LLC)	999,153
1138	Alrifaqa for Importing Building Materials and Sanitary Ware	996,091
1139	Altaawoniya for Iron Industries	995,562
1140	Alosol Alasasiya for Manufacturing Electronic Devices and Systems	995,000
1141	Alaomdat Almothea for Importing Building Materials and Sanitary Ware	991,575
1142	Albadia Aleariqa for Building Materials Manufacturing	990,206
1143	Wahat Libya for Importing Foodstuffs	989,884
1144	Afaaq Attatweer for Aluminum and PVC Manufacturing	987,709
1145	Libyana for Importing Medicines and Medical Equipment	984,891
1146	Tatawor Libya for Importing Building Materials, Sanitary Ware, and Accessories	983,831

1147	Tarso for Oil Services	978,576
1148	Aalam Alqiyada for Importing Transportation Means	975,785
1149	Abraj Aldhahabiya for Paint and Putties	975,294
1150	Albadeel Almomtaz for Importing Electronic, Electrical, and Non-Electrical Devices	974,860
1151	Manarat Shahhat Factory for Aluminum Manufacturing	970,930
1152	Almustaqbal Factory for Gypsum and Decor Manufacturing	970,181
1153	Khotoot Atlas for Importing Electrical, Non-Electrical Devices, and Spare Parts	965,150
1154	Alfahd Alasatori for Importing Foodstuffs, Livestock, and Meat	959,415
1155	Aslanta for Importing Electronic Devices	955,339
1156	Agadir Aldhahabiya for Importing Electrical, Electronic, and Telephone Devices	950,000
1157	Alwataniya for Importing Heavy Machinery, Equipment, and Factory Supplies	945,865
1158	Alsafwa Alraeda for Plastic Industries	939,422
1159	Altawasol Almudee for Importing Foodstuffs, Livestock, and Meat	938,268
1160	Wahat Alasema for Importing Foodstuffs	937,938
1161	Libya Baytna for Importing Building Materials, Sanitary Ware, and Accessories	935,226
1162	Alabanos for Furniture Manufacturing	931,479
1163	Alreem for Importing Medicines and Medical Equipment	929,566
1164	Banan for Importing Perfumes, Cosmetics, Hardware, and Cleaning Materials	927,714
1165	Alsidra Aljadeeda for Importing Electrical, Non-Electrical Devices, and Spare Parts	925,644
1166	Alborj Almutawassit for Importing Transportation Means and Accessories	919,660
1167	Almajd for Dental Equipment Importation	919,608
1168	Alnajm Alqutbi for Importing Electrical and Household Devices	917,500
1169	Alrahila for General Contracting and Real Estate Investment	912,050
1170	Almasdar Alamin for Importing Transportation Means and Accessories	907,638
1171	Altaqadam Alzeraee for Importing Agricultural Supplies	906,487
1172	Alshahed Almomayaz for Importing Foodstuffs	904,650
1173	Shomou Aleashat Walmasnae Alhadidya	904,628
1174	Qimat Alearqa for Importing Clothes	902,200
1175	Alitar Alhadith for Importing Cars and Spare Parts	900,222

1176	Almotawer Alsharq Alawsat for Management Consulting, Training, and Qualification	897,200
1177	Alrahma Factory for Aluminum Doors and Windows Manufacturing	896,912
1178	Alajwad Aldawa'iya for Importing Medicines, Medical Equipment, and Laboratory Supplies	893,830
1179	Ator Alwadi for Importing Foodstuffs, Livestock, and Meat	890,563
1180	Jabal Alsharq for Poultry Farming and Egg and Meat Production	885,998
1181	Aldelta for Cleaning Materials Manufacturing	885,346
1182	Alnema Alfelahi for Importing Agricultural Supplies and Spare Parts	881,760
1183	Alibram for Importing Foodstuffs	878,383
1184	Alsalama for Hangars and Corrugated Sheet Manufacturing	875,710
1185	Alqunduz Factory for Aluminum Mat Manufacturing	872,287
1186	Alnema for Engineering Industries	871,154
1187	Belhaj Factory for Car Radiator Manufacturing	868,000
1188	Aloola Alhaditha for Importing Electronic Devices and Accessories	867,375
1189	Anwar Alshaala for Importing Electrical Materials	866,204
1190	Alraed Alhadith for Importing Transportation Means and Accessories	862,366
1191	Rimas Libya for Oil Services	862,300
1192	Adwaa Akakus for Importing Foodstuffs	861,393
1193	Attanmeya Alhadeetha for Manufacturing PVC Panels, Profiles, and Pipes	859,618
1194	Nasim Aldawliya for Importing Foodstuffs	854,730
1195	Libya Alalamia for Manufacturing Aluminum and PVC Doors, Windows, Furniture, and Decor	853,860
1196	Alyaqoona Aljadeeda for Manufacturing Hangars and Mobile Homes	852,200
1197	Magellan for Importing Books and Stationery	851,260
1198	Alnahda Factory for Clothes Manufacturing	846,914
1199	Dar Attijara for Importing Foodstuffs, Livestock, and Meat	844,148
1200	Alfayhaa Alalamia for Importing Medicines, Medical Equipment, and Mother and Baby Supplies	842,500
1201	Alyaqeen Almomayaz for Importing Foodstuffs, Livestock, and Meat	840,525
1202	Manahel Aleamar for Importing Building Materials and Sanitary Ware	840,389
1203	Nafedhat Alealam Aljadeed for Importing Foodstuffs	839,500
1204	Majmooat Qara Libya for Importing Transportation Means and Spare Parts	836,915

1205	Altayebat Allibiya for Importing Medical Supplies and Mother and Baby Products	835,275
1206	Wadi Alhayat for Importing Transportation Means and Accessories	830,000
1207	Albinyan Al'ali for Manufacturing Steel, Aluminum, and PVC Doors and Windows	829,745
1208	Rama Allibiya for Plastic Industries	829,332
1209	Aljeel Alqadem for Importing Medicines and Medical Equipment	826,490
1210	Almostasagh for Importing Mother and Baby Supplies	824,792
1211	Attawfeeqiya Allibiya for Importing Various Transportation Means and Accessories	821,432
1212	Alshamela Aloola for Importing Medical Equipment and Supplies	820,806
1213	Allamah Alsharq for Importing Foodstuffs, Livestock, and Meat	820,779
1214	Alhuda for Plastic Bag Manufacturing (LLC)	816,465
1215	Areej Alghida for Importing Foodstuffs	814,369
1216	Alzahya for Importing Medicines, Medical Equipment, and Mother and Baby Supplies	812,629
1217	Almazaree Alwatani for Importing Agricultural Machinery and Spare Parts	810,024
1218	Allamah Aloola for Importing Medical Equipment, Medicines, and Mother and Baby Supplies	809,304
1219	Alamata for Importing Leather Products and Clothes	807,042
1220	Alzumurda Aljadeeda for Importing Raw Materials	804,258
1221	Shams Alaseel for Importing Electrical and Non-Electrical Devices and Accessories	801,626
1222	Alakeed Alakeed for Medical Services	800,000
1223	Albadia Aleariqa for Food Industries	798,312
1224	Alibda Alehr for Importing Clothes, Textiles, and Leather Products	795,955
1225	Bladi Factory for Paint Manufacturing	795,445
1226	Aldhiya Alraqi for Iron Industries	794,015
1227	Kleen Aldawliya for Importing Cosmetics, Hardware, and Cleaning Materials	793,328
1228	Aljaleed Alabyad for Cooling, Air Conditioning, and Elevator Services	789,860
1229	Soharina for Cleaning Materials Importation (LLC)	783,991
1230	Alasas Alraqi Aljadeed for Importing Building Materials, Sanitary Ware, and Accessories	778,998
1231	Jet for Importing Building Materials and Sanitary Ware	777,291
1232	Dhaman Aljoda for Importing Foodstuffs, Livestock, and Meat	774,564
1233	Asas Alittihad for Glass Manufacturing and Supplies	774,537

1234	Suluq for Manufacturing Building Materials of All Types	772,500
1235	Wadi Arm Aldawliya for Importing Cars and Spare Parts	767,704
1236	Maamar Libya Aldawliya for General Contracting and Real Estate Investment	765,445
1237	Almotafouqa for Importing Electronics	761,940
1238	Jabal Alnoor for Importing Clothes, Textiles, and Leather Products	761,229
1239	Alittihad Alarabi for Importing Medicines, Medical Equipment, and Mother and Baby Supplies	760,624
1240	Alsharq for Importing Electrical, Non-Electrical Devices, and Spare Parts	759,556
1241	Alghad for Electronics Assembly, Software Manufacturing, and Spare Parts	753,933
1242	Belhaj Aldawliya wa Shurakah for Importing Electrical and Non-Electrical Devices and Spare Parts	751,879
1243	Aldaqa Alsehhiya for Importing Bone Equipment and Medical Supplies	751,635
1244	Badr Alnoor for Importing Foodstuffs	751,400
1245	Altaqnia Aljadida for Importing Medicines, Medical Equipment, and Mother and Baby Supplies	746,625
1246	Alnoor for Importing Transportation Means and Accessories	744,520
1247	Alridwan for Importing Electrical and Household Materials	743,768
1248	Sanabel Alandalus for Importing Foodstuffs	743,283
1249	Almalika Aldhahabiya for Importing Mother and Baby Supplies	739,048
1250	Allibiya Alhaditha for Importing Medical Equipment, Medicines, and Mother and Baby Supplies	738,020
1251	Majmooat Almouda for Importing Cosmetics, Hardware, and Cleaning Materials	737,241
1252	Khatt Alahlam for Importing Foodstuffs	733,842
1253	Bayat Libya for Plastic Industries	727,799
1254	Khalaf Albehar for Importing Livestock and Meat	726,862
1255	Aldanmeya Aldawliya for Importing Various Transportation Means and Accessories	723,800
1256	Albenaa Alyaqeen for Importing Electrical, Non-Electrical Devices, and Spare Parts	722,685
1257	Alasala Alraeiya for Importing Furniture	714,345
1258	Stren for Importing Electrical, Non-Electrical Devices, and Spare Parts	712,129
1259	Alshurooq Allibiya for Poultry Breeding and Hatching	710,407
1260	Bashaer Attahrir for Importing Foodstuffs, Livestock, and Meat	707,912
1261	Almosanada Allibiya for Importing Transportation Means and Accessories	705,202
1262	Karacas for Importing Foodstuffs	704,950

1263	Aldeffa Aleariqa for Importing Clothes, Textiles, and Leather Products	703,803
1264	Ital for Importing Electrical and Non-Electrical Devices	703,163
1265	Faris for Networks and IT	703,138
1266	Amjad Althani Factory for Cleaning Materials Manufacturing	701,979
1267	Steel Aldawliya for Iron Industries	701,770
1268	Almarai Aloola for Importing Foodstuffs, Livestock, and Meat	700,849
1269	Almutaaliya for Communications and Technology	700,745
1270	Almeezan Aldhababi for Importing Building Materials, Sanitary Ware, and Accessories	700,044
1271	Dar Alslam for Importing Foodstuffs	698,909
1272	Almoton for Importing Electrical and Electronic Devices and Home Appliances	696,981
1273	Altadamon Alarabi for Food Industries	694,542
1274	Aalamah Aldawliya for Importing Cosmetics and Hardware	694,452
1275	Buyout Alezz for Building Materials Manufacturing	693,791
1276	Alhimmam Alaliya for Iron Industries	693,500
1277	Alekeel for Importing Foodstuffs	692,717
1278	Alkhaleel for Importing Transportation Means and Accessories	690,100
1279	Alentelaqa Alwataniya for Importing Workshop and Factory Equipment	689,304
1280	Aryaf Bladi for Importing Foodstuffs	688,385
1281	Alestifada for IT, Surveillance Systems Installation, and Software Supply	687,900
1282	Albassma Altebiya Aldawliya for Importing Medicines and Medical Equipment	687,302
1283	Noor Libya Alhurra for Importing Books and Stationery	686,800
1284	Almazraa Aldhababiya for Agricultural Investment and Production	686,720
1285	Almottahida for Insurance (Shareholding)	682,042
1286	Aljoda Almottakamilah for Importing Agricultural Machinery and Spare Parts	680,000
1287	Nardeen Alhayat for Importing Clothes, Textiles, and Leather Products	680,000
1288	Addawliya for Importing Agricultural Materials and Supplies	680,000
1289	Wadi Bay for Feed and Agricultural Supplies Manufacturing	680,000
1290	Majmooat Alqadi for Importing Furniture	679,941
1291	Labika for Importing Foodstuffs, Vegetables, Fruits, Livestock, and Meat	679,500

1292	Alamteyaz Alakhir for Importing Foodstuffs	677,640
1293	Desan Aldawliya for Importing Foodstuffs, Livestock, and Meat	674,960
1294	Alsawab Almuneer for Importing Electrical and Non-Electrical Devices and Spare Parts	674,383
1295	Arar wa Shurakah for Importing Foodstuffs	671,333
1296	Bawwabat Libya for Importing Medical Equipment and Mother and Baby Supplies	670,456
1297	Athmar for Importing Agricultural Machinery and Spare Parts	667,154
1298	Qatrat Alnada Aloola for Importing Pumps and Building Materials	661,951
1299	Alsoheila for Importing Foodstuffs	659,359
1300	Alikhwah Almotahedon for Importing Household Equipment, Electrical Devices, and Materials	658,870
1301	Aljadeeda for Importing Foodstuffs	658,365
1302	Almanara Alalamia for Importing Transportation Means and Accessories	658,136
1303	Alenmaa Alhadeeth for Glass, Aluminum, and PVC Manufacturing	656,432
1304	Altawakul for Importing Household and Electrical Materials	655,540
1305	Almazn for Importing Sulfur and Accessories	653,600
1306	Aljoda Almotakadema Alhaditha for Food Industries	651,000
1307	Bra'a for IT	650,000
1308	Aljidar Aljadeed for Importing Heavy Machinery and Spare Parts	650,000
1309	Alyasmeen for Bread and Confectionery Manufacturing	648,397
1310	Asas Alalamia for Importing Cosmetics, Hardware, and Cleaning Materials	647,969
1311	Alshafaq for IT	645,000
1312	Amassi for Importing Foodstuffs	643,750
1313	Majmooat Alhadaf Altebiya for Importing Medicines and Medical Equipment	642,071
1314	Alazima for Importing Foodstuffs (Shareholding)	640,554
1315	Arghan for Importing Medicines, Medical Supplies, and Mother and Baby Products	636,824
1316	Alhadatha Aldawliya for Importing Transportation Means, Spare Parts, Tires, and Batteries	633,200
1317	Noor Alesteqama for Importing Medicines, Medical Equipment, and Mother and Baby Supplies	631,890
1318	Rehlat Alshitaa for Importing Agricultural Machinery and Fertilized Eggs	630,000
1319	Mafko for General Contracting and Real Estate Investment	629,981
1320	Alisraa Alhadeetha for Importing Foodstuffs, Livestock, and Meat	628,705

1321	Almustaqbal Factory for Plastic Industries	625,500
1322	Anwar Almustaqbal Alalamia for Importing Electrical and Non-Electrical Devices and Spare Parts	623,813
1323	Emar Almadin for Building Materials and Cement Brick Manufacturing	623,628
1324	Zad Alaseel for Importing Foodstuffs	622,656
1325	Alnakheel Aldawliya for Importing Various Transportation Means, Machinery, and Spare Parts	619,927
1326	Atoor Alwadi for Importing Medical Equipment and Supplies	618,960
1327	Aljohd Almothmer for PVC Manufacturing	618,318
1328	Leen Alalamia for Importing Foodstuffs	616,512
1329	Tayba Aldawliya for Importing Furniture and Accessories	616,188
1330	Allamah Aryadia for Importing Sports Equipment	615,806
1331	Aldhafra for Importing Foodstuffs, Livestock, and Meat	615,101
1332	Altariq Aldawa'iya for Importing Medicines, Medical Equipment, and Mother and Baby Supplies	612,551
1333	Alqasr Aldawliya for Importing Agricultural Equipment	610,821
1334	Noqtat Tawasol Raqamiya for IT and Technology	610,500
1335	Ashghal Tunis for Contracting and Construction	610,000
1336	Atoor Alsanober for Importing Cleaning Materials and Cosmetics	607,554
1337	Rokn Almotawassit for Electronics and Electrical Devices Manufacturing	605,875
1338	Betta for Importing Electrical and Non-Electrical Devices and Spare Parts	604,230
1339	Dunya Alseha for Importing Medicines, Medical Supplies, and Mother and Baby Products	603,383
1340	Sar Almotamayaz for Importing Raw Materials and Factory Equipment	600,000
1341	Eilaf Aldawliya Aloola for Importing Clothes, Textiles, and Leather Products	600,000
1342	Almothmer Alawal for Importing Agricultural Materials, Equipment, and Supplies	598,853
1343	Alentelaqa Aljadeeda for Importing Tires and Car Batteries	595,109
1344	Alkahraman Almuneer for Importing Electrical Devices and Materials	594,517
1345	Rabwat Algharb for Importing Foodstuffs	593,552
1346	Sanabel for Woven Bag Manufacturing	592,700
1347	Danoub for Importing Medicines, Medical Supplies, and Mother and Baby Products	588,450
1348	Alazm for Importing Medicines, Medical Supplies, and Mother and Baby Products	587,900
1349	Allamsa Almalkiya for Importing Agricultural Machinery and Spare Parts	586,900

1350	Ethran Aldawliya for Importing Livestock for Slaughter	586,574
1351	Rokn Aljazeera for Importing Cleaning Materials	584,748
1352	Bianchi for Importing Clothes	584,268
1353	Aljoda Alalia for Agricultural and Livestock Investment	584,055
1354	Oya Almotafouqa for Importing Medical Equipment	582,881
1355	Maramer Libya for Importing Foodstuffs	580,964
1356	Alhodaj Alaali for Importing Medical Supplies and Mother and Baby Products	579,420
1357	Alwaha Aljadeeda for Importing Foodstuffs	579,240
1358	Majmooat Afaaq for Mills, Feeds, and Rice Mills	577,133
1359	Aalam Zain for Food Industries	576,600
1360	Alborhan Alalamiya for Importing Foodstuffs, Livestock, and Meat	575,210
1361	Medrar Alard for Importing Foodstuffs	573,554
1362	Attanmeya for Plastic Pipe Manufacturing	573,500
1363	Alamal Alzاهر for Food Packaging	572,521
1364	Alqaryah for Importing Foodstuffs	571,737
1365	Buheira Alsaraya for Importing Heavy Machinery and Factory Equipment	567,800
1366	Albaraka Aldawliya for Importing Building Materials and Sanitary Ware	565,622
1367	Almajmooat Alraeda for Cup Manufacturing and Café Supplies	565,424
1368	Mina Aldawliya for Importing Foodstuffs	564,938
1369	Mateen for Mother and Baby Supplies Importation	564,870
1370	Libya Aleata for Importing Foodstuffs	564,052
1371	Jawad Alnaeem for Importing Foodstuffs	563,989
1372	Qetaf Almasiya for Iron Industries	563,277
1373	Alboshra for Importing Medical Equipment and Supplies	562,882
1374	Saba Almozdahara for Importing Building Materials and Sanitary Ware	560,003
1375	Mazaya Almanazel for Importing Electrical and Non-Electrical Devices	557,808
1376	Bayader Alnaamah for Food Industries	555,963
1377	Sultan for Catering and Food Supply	552,381
1378	Alizdihar Factory for Wooden Industries	551,454

1379	Almasa Aldhahabiya for Importing Medicines, Medical Equipment, and Mother and Baby Supplies	551,136
1380	Ayadi Alshifaa for Importing Medicines, Medical Equipment, and Supplies	550,186
1381	Aseela Alfidhiyya for Importing Building Materials and Sanitary Ware	547,388
1382	Attawafoq Altibi for Importing Medicines, Medical Equipment, and Laboratory Supplies	545,600
1383	Nala for Importing Foodstuffs	540,295
1384	Altabadul for Importing Transportation Means and Workshop Equipment	539,027
1385	Ward Algharb for Importing Cosmetics, Hardware, and Cleaning Materials	538,722
1386	Alnahda Factory for Prefabricated Housing Manufacturing	536,775
1387	Aljaraba for Importing Medical Equipment and Supplies	536,618
1388	Alfaris Aldawli for Importing Foodstuffs, Livestock, and Meat	535,950
1389	Shamal Afriqia Alalamiya for Electrical and Non-Electrical Devices Importation	534,265
1390	Waheeba wa Shurakah for Importing Foodstuffs, Livestock, and Meat	532,459
1391	Zahret Alferdaws for Importing Foodstuffs	532,423
1392	Atlas for Importing Electronic, Electrical, and Household Devices	529,099
1393	Ghoroub Sama for Importing Electrical and Non-Electrical Devices and Spare Parts	527,894
1394	Aldelta Aldhahabiya for Importing Clothes, Textiles, and Leather Products	527,206
1395	Alealag Alakeed for Importing Medicines, Medical Supplies, and Mother and Baby Products	525,750
1396	Panorama Libya for Importing Foodstuffs	524,307
1397	Zahret Alarab for Importing Cosmetics and Hardware	523,653
1398	Matlaa Alfajr for Importing Medicines, Medical Supplies, and Mother and Baby Products	523,374
1399	Almansoura Libya for Food Industries	521,478
1400	Albadeel Alalamiya for Importing Transportation Means and Accessories	519,500
1401	Lamet Alikhwah for Importing Foodstuffs	518,237
1402	Alqistas for Importing Foodstuffs, Livestock, and Meat	517,667
1403	Atayeb Alzad for Food Industries (Shareholding)	516,486
1404	Libtz for Importing Foodstuffs	516,399
1405	Alnassajoun Allibiyoun for Carpet and Rug Manufacturing	515,495
1406	Tubaktis Factory for Sponge Manufacturing	515,400
1407	Alrawi for Importing Agricultural Machinery and Spare Parts	514,207

1408	Alyasmeen Aljadeeda for Importing Cleaning Materials	513,649
1409	Alraya for Agricultural Production (LLC)	513,311
1410	Alitejah Alawal for Importing Agricultural Supplies	512,066
1411	Almoutakhasis Factory for Aluminum and PVC Door and Window Manufacturing	510,745
1412	Attadawul Aloola for Importing Foodstuffs	508,260
1413	Alriyada Alalamiya for Importing Building Materials	506,078
1414	Alshamous Factory for Aluminum and PVC Door and Window Manufacturing	506,054
1415	Attaqnia for Communications and Data	504,436
1416	Oloum Alahyaa for Medical and Laboratory Services (Shareholding)	504,310
1417	Alwefaq for Importing Transportation Means and Accessories	502,676
1418	Aalamia for Beverages	502,606
1419	Al-Safnat Al-Asliyah for Importing Transportation Means and Accessories	502,287
1420	Al-Omran Al-Baher for Importing Building Materials, Sanitary Ware, and Accessories	502,107
1421	Al-Muqaddam for Iron Industries	501,000
1422	Al-Saraya Al-Hamra for Importing and Cutting Marble	500,751
1423	Mawasem Dawaer Al-Khair for Agricultural Services and Investment	500,371
1424	Al-Ataa Al-Mutawasel for Furniture and Sponge Manufacturing	499,801
1425	Nawar for Food Industries	499,223
1426	Duroob Al-Furat for Food Industries	496,350
1427	Sareh Misrata for Importing Transportation Means and Accessories	495,782
1428	Khozafeya for Importing Building Materials and Sanitary Ware	490,298
1429	Majmooat Al-Sifrani for Manufacturing Doors and Household Furniture	489,726
1430	Adrar Akakus for Importing Heavy Machinery and Equipment (LLC)	489,211
1431	Delta Al-Muttahida Al-Oula for Importing Medicines, Medical Supplies, and Mother and Baby Products	487,349
1432	Al-Manakh Al-Sharqi for Importing Foodstuffs	487,206
1433	Safinat Al-Ghitha for Importing Foodstuffs	485,363
1434	Al-Qataat Al-Hadeetha for Aluminum Manufacturing	485,011
1435	Hilal Al-Qamar for Importing Electrical and Non-Electrical Devices and Accessories	484,950

1436	Al-Ezz Al-Dawliya for Food Industries	484,814
1437	Al-Naba Al-Safi Factory for Bottled Drinking Water	483,668
1438	Al-Dawliya Al-Hadeetha for Importing Various Transportation Means	482,916
1439	Lamsat Al-Oula for Importing Household, Electrical, and Electronic Devices	482,220
1440	Al-Sahari Al-Jadeeda for Iron Industries	481,571
1441	Al-Taqaddum Al-Mustadam for Mattress and Sponge Manufacturing	481,436
1442	Al-Aqla for Aluminum Manufacturing	476,694
1443	Tajheezat Al-Ubour for Importing Car Spare Parts	474,386
1444	Almas Al-Jadeed for Importing Foodstuffs, Meat, and Livestock	472,017
1445	Hadeed Al-Bina Al-Mutawara for Importing Building Materials and Sanitary Ware	471,200
1446	Shams for Metal Works and Mobile Homes Manufacturing	469,563
1447	Al-Bayda Al-Hadeetha for Importing Veterinary Medicines and Vaccines	466,192
1448	Malamah Al-Noor for Food Industries	466,069
1449	Roubia for Medical Equipment and Supplies	465,753
1450	Tamasi Al-Alamiya for Food Industries	465,061
1451	Karzaz for Plastic Industries	465,000
1452	Al-Ashqaa for Plastic Industries	464,100
1453	Al-Fath for Importing Agricultural Supplies	463,048
1454	Al-Jazeera Al-Kubra for Aluminum and PVC Windows Manufacturing	462,346
1455	Al-Borj Al-Awal for Importing Transportation Means, Spare Parts, Tires, and Batteries	462,011
1456	Al-Waha for Food Manufacturing	461,651
1457	Al-Rafah Al-Tibi for Importing Medical Supplies and Equipment	461,000
1458	Bawasil Al-Bina for Importing Building Materials, Sanitary Ware, and Accessories	460,982
1459	Shajarat Tayba for Importing Foodstuffs	458,997
1460	Jouharat Al-Sahil Al-Libiya for Importing Foodstuffs, Livestock, and Meat	458,475
1461	Wadi Al-Namaa for Importing Agricultural Machinery and Spare Parts	458,350
1462	Sabeq for Importing Transportation Means and Accessories	457,628
1463	Madkhal Al-Bayda for Importing Factory Equipment and Workshop Supplies	454,105
1464	Al-Jorf for Plastic and Bag Manufacturing	453,390

1465	Al-Libiya Al-Hurra for Medical Services	452,901
1466	Al-Buhaira for Importing Foodstuffs	452,628
1467	Al-Emtiaz Al-Markaziya for Feed Manufacturing	452,530
1468	Samno for Food Processing, Packaging, and Nuts (LLC)	452,500
1469	Al-Anees for Importing Cosmetics	452,343
1470	Al-Rokn Al-Jadeed for Importing Building Materials and Sanitary Ware	450,601
1471	Shate Al-Nakheel for Iron Industries	448,005
1472	Al-Amthal for Importing Medicines, Medical Equipment, and Mother and Baby Supplies	447,397
1473	Al-Hilal for Importing Electrical and Non-Electrical Devices and Spare Parts	447,099
1474	Al-Hezam Al-Zeraai for Importing Agricultural Machinery and Spare Parts	446,067
1475	Al-Maida Al-Jadeeda for Importing Foodstuffs	445,526
1476	Manar Al-Ghad for Importing Foodstuffs	445,310
1477	Al-Ariyaaf Al-Fidhiyya for Importing Cosmetics, Hardware, and Cleaning Materials	444,960
1478	Libya Al-Majd for Importing Cleaning Materials and Hardware	444,012
1479	Kindi wa Shurakah for Importing Cars, Spare Parts, and Accessories	442,407
1480	Al-Alamiya Al-Kubra for Importing Medicines and Medical Supplies	441,390
1481	Shorouq Libya for Plastic Manufacturing	437,580
1482	Al-Fawaris for Importing Cars and Spare Parts	437,574
1483	Belhaj Al-Alamiya for Cooler Manufacturing	436,316
1484	Wafrat Al-Madina for Food Industries	436,173
1485	Bab Al-Hurriya for Importing Workshop Equipment	433,710
1486	Binaa Al-Ghad for Importing Building Materials, Sanitary Ware, and Accessories	430,031
1487	Shaimaa for Food Industries	430,000
1488	Majmooat Matlaa Al-Fajr for Importing Electrical and Non-Electrical Devices and Accessories	429,859
1489	Nothom Al-Taqrniya Al-Hadeetha for IT Services	429,472
1490	Al-Saraha for Importing Transportation Means and Accessories	428,490
1491	Jabal Akakus for Furniture Manufacturing	427,610
1492	Al-Ittijahat for Mills and Feeds	426,196
1493	Anwar Maslata for Importing Foodstuffs, Meat, and Livestock	424,155

1494	Al-Hulool Al-Tibiya for Importing and Installing Medical and Laboratory Equipment	422,864
1495	Al-Rimal for Importing Foodstuffs, Livestock, and Meat	418,470
1496	Al-Mottahida for Plastic Manufacturing	417,745
1497	Awraass for Furniture Importation	416,119
1498	Al-Arawiqa for Food Industries	413,960
1499	Mawasem Al-Khair Al-Kubra for Importing Agricultural Machinery and Spare Parts	412,789
1500	Al-Mazn for Importing Foodstuffs, Livestock, and Meat	410,670
1501	Shahd Al-Madina for Food Industries	410,002
1502	Rakan Al-Khair for Importing Foodstuffs, Livestock, and Meat	408,960
1503	Al-Najma Al-Oula for Importing Restaurant, Hotel, and Café Equipment	408,011
1504	Somod Al-Abraj for Importing Building Materials, Sanitary Ware, and Accessories	407,740
1505	Al-Qimma Al-Methaliya for Importing Building Materials and Sanitary Ware	407,000
1506	Al-Maraai Station for Poultry and Parent Stock	406,197
1507	Al-Safwa Al-Mudhila for Cleaning Materials Importation	404,602
1508	Al-Motawasset Al-Zaher for Importing Foodstuffs	403,086
1509	Saibes Libya for Joint Paint Manufacturing	400,050
1510	Idraj Al-Bustan for Cleaning Materials Manufacturing	400,000
1511	Al-Yaqoot for Plastic Industries (a subsidiary of Al-Madina Misrata Holding)	399,960
1512	Thassis for Marble and Granite Manufacturing	399,841
1513	Majmooat Matlaa Al-Fajr for Importing Foodstuffs, Fruits, Vegetables, Meat, and Livestock	396,525
1514	Al-Ittihad Al-Arabi for Feed and Grain Milling	396,426
1515	Sana for Wooden and Metal Furniture Manufacturing	395,214
1516	Al-Esami Factory for Paint Manufacturing	394,440
1517	Al-Marjan Al-Dawliya for Importing Foodstuffs	393,925
1518	Ghwat Sanfaz for Food Industries	393,731
1519	Al-Jawhara Al-Libiya Al-Lamia for Importing Building Materials, Sanitary Ware, and Accessories	393,459
1520	Al-Hoqool Al-Khodraa for Importing Agricultural Equipment and Supplies	393,193
1521	Al-Kardon Factory for Marble Cutting and Polishing	392,718
1522	Al-Binyan Factory for Prefabricated Buildings Manufacturing	391,921

1523	Ramsa for Importing Medicines and Medical Supplies	391,836
1524	Al-Emtiaz Al-Dawliya for Plastic and Paper Industries	390,700
1525	Al-Waha Pharma for Importing Medicines and Mother and Baby Supplies	389,142
1526	Aalam Al-Riyada for Furniture and Upholstery Importation	388,810
1527	Al-Ethar Al-Jadeed for Importing Foodstuffs, Meat, and Livestock	387,567
1528	Sama Benghazi for Empty Cubes, Hangars, and Prefabricated Homes Manufacturing	387,435
1529	Al-Noor Al-Oula for Food Industries	387,101
1530	Hannibal for Importing Cosmetics and Hardware (LLC)	387,017
1531	Al-Moroj Al-Samiyya for Importing Medicines and Mother and Baby Supplies	386,566
1532	Al-Bahr Al-Kabeer for Importing Electrical Materials	385,283
1533	Al-Anwaf Al-Jadeedah for Importing Transportation Means and Accessories	384,145
1534	Al-Mawaddah Al-Wasta for Importing Foodstuffs, Meat, and Livestock	383,651
1535	Rokn Al-Ibda for Food Industries	381,232
1536	Abyat Al-Motawasset for Importing Building Materials and Sanitary Ware	380,966
1537	Tibesti Al-Dawliya for Importing Electrical Materials and Spare Parts	380,793
1538	Royal for Furniture, Kitchen Manufacturing, Carpentry, and Décor	380,385
1539	Haiti Al-Alamiya for Importing Medicines and Medical Supplies	377,812
1540	Al-Enara Al-Bayda for Importing Electrical and Electronic Devices and Spare Parts	377,405
1541	Allibiya Al-Mutakhasisa for Importing Chemicals and Agricultural Supplies	376,537
1542	First for Importing Electrical and Non-Electrical Devices and Accessories	375,870
1543	Al-Sareya Factory for Sponge and Medical Mattress Manufacturing	375,220
1544	Tekyan for Importing Foodstuffs, Livestock, and Meat	374,400
1545	Beer Hazwa for Importing Foodstuffs, Livestock, and Meat	373,770
1546	Andrah for Cleaning Materials Manufacturing	373,338
1547	Thu Al-Himam for Importing Medical Equipment	372,346
1548	Diyar Bladi for Importing Building Materials and Sanitary Ware	370,715
1549	Al-Majd for Importing Transportation Means and Accessories	370,618
1550	Al-Rabee for Agricultural and Livestock Investment	370,185
1551	Shorouq Misrata for Metal Structures and Mobile Homes Manufacturing	369,781

1552	Tripoli Al-Alamiya for Foodstuffs Importation	369,514
1553	Al-Qudra for Importing Veterinary Medicines and Vaccines	368,964
1554	Al-Nada for Mineral Water, Juice, and Soft Drink Manufacturing	368,109
1555	Al-Rokn Al-Thahabi for Importing Foodstuffs, Meat, and Livestock	367,539
1556	Akakus Libya for Electromechanical Services	367,375
1557	Bladi Alkhair for Food Industries	366,832
1558	Sama Libya Al-Jadida for Importing Foodstuffs and Fresh Fruits	365,148
1559	Al-Haj Anwar for Importing Foodstuffs, Livestock, and Meat	364,840
1560	Al-Methaliya Al-Fanniya for General Contracting	363,938
1561	Al-Jurf for Importing Foodstuffs	362,772
1562	Aseel Al-Khair for Importing Foodstuffs	362,760
1563	Amjad Al-Momtaza for Importing Foodstuffs	360,440
1564	Al-Shaaer for Tourism Services	360,000
1565	Mayas for Importing Various Transportation Means and Accessories	359,864
1566	Majmooat Al-Jaleed for Importing Electrical Devices and Materials	358,519
1567	Al-Ittihad for Plastic Industries (LLC)	358,403
1568	Al-Noqaa Al-Aali for General Contracting and Real Estate Investment	358,400
1569	Bariq Al-Adwya for Importing Medicines and Medical Equipment	358,213
1570	Akakus Al-Janoub for Importing Electronic Devices	357,280
1571	Al-Saqi for Packaging Water, Oils, Beverages, and Various Foodstuffs	357,192
1572	Al-Maida Al-Tayba for Importing Foodstuffs, Livestock, and Meat	356,219
1573	Opal for Importing Foodstuffs	355,625
1574	Majmaa Al-Firdous for Importing Electronic and Electrical Devices and Spare Parts	355,018
1575	Al-Kanar for Importing Transportation Means and Accessories	354,252
1576	Majmooat Al-Zohour for Importing Foodstuffs	353,733
1577	Dar Al-Karam for Importing Medical Supplies and Equipment	353,597
1578	Al-Qalaa Al-Haseena for Importing Building Materials, Sanitary Ware, and Accessories	351,768
1579	Al-Riyada Al-Tijariya for Importing Cleaning Materials, Cosmetics, and Hardware	350,300
1580	Asdaa Libya for Importing Electrical Devices, Materials, and Spare Parts	350,005

1581	Majmooat Al-Riyad Al-Dawliya for Importing Raw Materials for Factories and Operating Supplies	350,000
1582	Majmooat Al-Jouri for Importing Cleaning Materials, Cosmetics, and Hardware	349,075
1583	Majmooat Al-Smat for Importing Medicines and Medical Equipment	348,603
1584	Al-Aseel Al-Dawaiya for Importing Medicines, Medical Supplies, and Mother and Baby Products	347,688
1585	Al-Doha Benghazi Aluminum Factory	347,661
1586	Eilan for Importing Heavy Machinery and Equipment, Spare Parts, and Accessories	345,419
1587	Azka for Importing Transportation Means and Accessories	345,418
1588	Khobara Al-Taqiya for Importing Communication Devices and Computers	344,985
1589	Barniq Al-Hadeeth for Aluminum and PVC Manufacturing	344,945
1590	Al-Atiraa Al-Qadeem for Importing Computers	344,231
1591	Al-Kanari for Veterinary Medicines and Pharmaceutical Products	343,968
1592	Ras Al-Tooba for General Contracting and Real Estate Investment	343,692
1593	Al-Fawaris Al-Jadida for Importing Foodstuffs	342,926
1594	Qasr Al-Manara for Importing Furniture	342,320
1595	Al-Itqan for Aluminum and PVC Manufacturing	341,431
1596	Sallat Al-Ghitha for Importing Foodstuffs	341,225
1597	Al-Ittihad Al-Arabi Factory for Aluminum Doors and Windows Manufacturing	340,069
1598	Al-Noor Al-Abyad for Importing Agricultural Machinery and Supplies	340,000
1599	Murooj Libya for Importing Agricultural Machinery and Spare Parts	340,000
1600	Al-Sabah Al-Khodraa for Importing Agricultural Machinery and Supplies	340,000
1601	Al-Waleed for Importing Foodstuffs, Livestock, and Meat	339,563
1602	Al-Harouj Al-Raeda for Wire Drawing and Nail Manufacturing	339,283
1603	Al-Mushar for Importing Building Materials, Sanitary Ware, and Accessories	338,957
1604	Al-Buraq Al-Dawliya for Importing Transportation Means, Oils, and Accessories	336,924
1605	Al-Libiya Al-Asriya for Importing Medicines, Medical Equipment, and Supplies	336,886
1606	Al-Rabee Al-Oula for Importing Medicines and Medical Equipment	336,835
1607	Al-Noor for Importing Foodstuffs	334,710
1608	Al-Rawafed Al-Arabiya for Importing Workshop and Factory Equipment, Various Transportation Means, and Raw Materials	333,884

1609	Rajab Ibrahim Al-Haj Ahmed Clothing Factory	333,509
1610	Tibesti Al-Alamiya for Importing Electrical and Electronic Devices and Spare Parts	331,625
1611	Al-Momtaz for Importing Paint and Its Equipment	331,540
1612	Al-Qanas for Importing Transportation Means and Accessories	330,448
1613	Al-Fath Al-Dhahabiya for Electrical Industries	328,164
1614	Majmooat Al-Yaqoot for Importing Electrical, Non-Electrical Devices, and Spare Parts	327,870
1615	Al-Raihana Al-Alamiya for Importing Cleaning Materials	326,683
1616	Al-Silala Al-Jadeeda for Importing Building Materials, Sanitary Ware, and Accessories	326,406
1617	Al-Shorouq for Importing Factory and Workshop Equipment and Supplies	325,838
1618	Bashaer Al-Khair for Poultry Farming	323,298
1619	Athal Al-Dawliya for Importing Medicines, Medical Equipment, and Mother and Baby Supplies	323,238
1620	Atlas for Importing Agricultural Machinery, Feeds, and Additives	323,200
1621	Ayan for Importing Sportswear and Footwear	322,213
1622	Al-Wafa Al-Amthal for Importing Foodstuffs	320,362
1623	Yanboa Al-Moheet for Importing Transportation Means, Spare Parts, and Accessories	320,313
1624	Zahret Al-Bayt for Importing Furniture	319,058
1625	Itihad Al-Aziyaa for Importing Clothing, Leather Goods, and Hardware	318,681
1626	Al-Adaa Al-Aali for Importing Building Materials	318,456
1627	Aalam Al-Ibda for Importing Raw Materials, Paint, and Plastic Containers	318,100
1628	Al-Emtiaz for Importing Cleaning Materials	316,773
1629	Al-Irtqaa Al-Motajadid for Importing Building Materials, Sanitary Ware, and Accessories	316,685
1630	Majmooat Al-Anadoul for Importing Building Materials, Sanitary Ware, and Accessories	315,319
1631	Al-Dafniya Al-Hadeetha for Iron Industries	315,000
1632	Zahret Al-Aalam for Importing Foodstuffs	315,000
1633	Al-Manar for Food Industries	313,597
1634	Majmooat Al-Shareef for Importing Building Materials, Sanitary Ware, and Accessories	312,732
1635	Al-Wadi Al-Daem for Aluminum, PVC, and Accessories Manufacturing	311,985
1636	Al-Majd for Importing Electrical and Non-Electrical Devices and Spare Parts	309,595
1637	Jebal Tibesti for Marble Manufacturing	309,160

1638	Al-Mottahida for Importing Toys and Sporting Goods	308,169
1639	Al-Behar Al-Dawliya for Importing Medical Equipment	307,030
1640	Dari Al-Tijariya for Importing Transportation Means and Accessories	306,500
1641	Al-Tatweer for Importing Workshop and Factory Equipment	306,196
1642	Majmooat Al-Numan for Importing Medicines, Medical Equipment, and Supplies	306,139
1643	Elegant for Chocolate and Confectionery Manufacturing	305,022
1644	Noor Libya Al-Hurra for Importing Books and Stationery	304,560
1645	Majmooat Al-Hadaf for Manufacturing and Packaging Building Materials (subsidiary of Al-Tadamun Holding)	303,750
1646	Tabakt for Importing Electrical and Household Materials	302,614
1647	Al-Masfoofah Al-Raqamiya for Communications, IT, and Added Services	302,000
1648	Al-Hulool Al-Daqeeqa for IT Solutions	301,983
1649	Al-Sadara for Food Processing, Packaging, and Nuts	300,563
1650	Al-Ard Al-Khadraa for Importing Foodstuffs, Livestock, and Meat	300,326
1651	Al-Asala Al-Daima for Marble and Granite Manufacturing	298,000
1652	Arkan Al-Sharq for Importing Flooring and Carpets	297,967
1653	Al-Osoor for Importing Clothing, Textiles, and Leather Goods	297,816
1654	Al-Majmooat Al-Dawliya for Importing Medicines and Medical Equipment	296,975
1655	Al-Niyazek Al-Dhahabiya for Importing Foodstuffs, Livestock, Meat, and Fresh Fruits	295,259
1656	Rama Al-Wataniya for Importing Medicines and Medical Equipment	295,170
1657	Azdo for Importing Medical Equipment, Medicines, and Mother and Baby Supplies	295,079
1658	Ayar for Electromechanical Works	294,764
1659	Boshriqiya for Importing Electrical Materials	291,331
1660	Al-Toud Al-Jadeed for Importing Heavy Machinery and Factory Equipment	290,220
1661	Sama Libya Al-Dawliya for Livestock and Agricultural Investment	290,148
1662	Al-Jisoor for Importing Workshop and Factory Equipment	290,073
1663	Majmooat Dana for Importing Heavy Machinery	289,934
1664	Aman Libya for Importing Safes and Furniture	289,607
1665	Nebras Al-Benaa Al-Hadeeth for Importing Building Materials, Sanitary Ware, and Accessories	289,474

1666	Ain Plastic Industries Factory	289,230
1667	Al-Mosherqi for Importing Medicines, Medical Equipment, and Mother and Baby Supplies	287,619
1668	Al-Massar Al-Hadeeth for Importing Heavy Machinery, Workshop, and Factory Equipment	287,075
1669	Al-Tarabot Al-Daem for Importing Transportation Means and Accessories	287,050
1670	Al-Sorour for PVC and Aluminum Manufacturing	286,976
1671	Al-Alama Al-Jadeeda for Importing Medical Equipment and Supplies	286,491
1672	Al-Taleea Al-Bahera for Importing Building Materials, Sanitary Ware, and Accessories	286,076
1673	Bella for Food Industries	284,276
1674	Sahara Libya for Importing Cars and Spare Parts	282,874
1675	Clubs Libya for Importing Books and Stationery	282,240
1676	Al-Waha Al-Wataniya for Importing Foodstuffs, Livestock, and Meat	279,300
1677	Al-Dorar for Importing Mother and Baby Supplies	276,705
1678	Dana Al-Dawliya for Importing Medicines, Medical Equipment, and Mother and Baby Supplies	275,811
1679	Abna Belhaj Factory for Car Radiator Manufacturing j	275,115
1680	Al-Emad Al-Hadeetha for Furniture Importation	274,385
1681	Al-Burouj for Importing Building Materials, Sanitary Ware, and Accessories	273,865
1682	Dunya Al-Seha for Importing Medicines, Serums, and Veterinary Vaccines	273,186
1683	Al-Batriq for Importing Building Materials, Sanitary Ware, and Accessories	272,594
1684	Qoot for Importing Foodstuffs, Livestock, and Meat	272,041
1685	Al-Riwaq for Plastic Industries	272,000
1686	Al-Khibra Al-Alamiya for Importing Medicines, Medical Supplies, and Equipment	270,325
1687	Al-Nahda for Importing Building Materials, Sanitary Ware, and Accessories	270,278
1688	Dads for Agricultural and Livestock Production, Development, and Innovation	269,227
1689	Lo'lo'at Al-Ibda' Al-Tibi for Importing Medicines, Medical Equipment, and Mother and Baby Supplies	268,384
1690	Al-Dhiya Al-Aali for Importing Medicines and Medical Equipment	266,997
1691	Al-Shate' for Information Systems	266,962
1692	Al-Bawadi Al-Jadida for Importing Agricultural Machinery and Supplies	266,957
1693	Al-Benaa Al-Rasekh for Importing Building Materials, Sanitary Ware, and Accessories	266,763

1694	Al-Takaful for Importing Agricultural Machinery, Supplies, and Spare Parts	265,759
1695	Al-Raswa for Plastic Industries	265,100
1696	Al-Abreeq Al-Dhahabi for Importing Household Items	264,822
1697	Wadi Jumhoor for Importing Toys and Sporting Equipment	260,210
1698	Al-Thahabiya for Glass Manufacturing	259,434
1699	Al-Nebras for Importing Scientific Devices	257,565
1700	Al-Salama Al-Mihaniya for Importing Occupational Safety Equipment and Environmental Supplies	256,569
1701	Al-Mahaseel Al-Ghathaiya for Importing Foodstuffs	256,273
1702	Al-Riyada Al-Kubra for Importing Modern Cars	256,223
1703	Tibesti Al-Oula for Importing Foodstuffs	254,856
1704	Al-Qamar for Importing Seeds, Agricultural Supplies, and Spare Parts	254,083
1705	Adwaa Al-Kristal for Importing Electrical and Non-Electrical Devices and Spare Parts	253,732
1706	Dar Al-Khalil for Medical Services (LLC)	253,186
1707	Kalda for Importing Medicines, Devices, Medical Equipment, and Mother and Baby Supplies	252,158
1708	Al-Tasami for Importing Medicines, Equipment, Medical Supplies, and Mother and Baby Products	251,906
1709	Tadawul for Electronic Technology (Shared Corporation)	250,852
1710	Al-Bardi for Soft and Hygienic Paper Manufacturing	249,395
1711	Al-Qotoof Al-Khodraa for Importing Agricultural Machinery and Supplies	249,174
1712	Al-Safi for Importing Building Materials, Sanitary Ware, and Accessories	247,649
1713	Al-Zahra for Importing Medical Equipment, Medicines, Medical Supplies, and Mother and Baby Products	246,766
1714	Zliten for Iron Industries	245,675
1715	Al-Saraya Factory for Aluminum Doors and Windows Manufacturing	245,481
1716	Tair Al-Salam for Importing Agricultural Machinery and Veterinary Serums	245,007
1717	Al-Methali Al-Hadeeth for Importing Electrical and Non-Electrical Devices and Spare Parts	244,946
1718	Libya Global First for General Contracting and Real Estate Investment	244,600
1719	Al-Sina'a Al-Motqana for Importing Goods and Workshop Equipment	243,427
1720	Majmooat Al-Khaleej for Building Materials and Clinker Grinding Manufacturing	242,358
1721	Abraj Trading for Importing Foodstuffs	241,671

1722	Al-Bo'd Al-Tase' for IT and Telecommunications (Subsidiary of Business Center Holding)	241,464
1723	Motawasit Al-Qarra for Importing Building Materials, Sanitary Ware, and Accessories	241,436
1724	Al-Qarya Al-Muttahida for Food Manufacturing and Packaging	240,000
1725	Al-Aalam Al-Jadeed for Importing Foodstuffs, Livestock, and Meat	239,676
1726	Amal Al-Tabi'a for Importing Agricultural Machinery and Spare Parts	239,350
1727	Al-Rabee Al-Abyad for Importing Furniture and Accessories	238,858
1728	Jebal Akakus for Importing Transportation Means and Accessories	238,517
1729	Al-Dardafi for Corrugated Sheet Manufacturing	238,080
1730	Al-Marfa' for Importing Transportation Means and Accessories	237,872
1731	Al-Onfwan for Importing Foodstuffs	237,087
1732	Dar Al-Khibra for Importing Electrical and Non-Electrical Devices, Spare Parts, and Electronic Devices	236,931
1733	Ain Dowara for Importing Foodstuffs	236,338
1734	Al-Motawakel for Aluminum and PVC Doors and Windows Manufacturing	236,051
1735	Al-Nada for Dairy Production and Derivatives	235,235
1736	Al-Habbara for Importing Mother and Baby Supplies, Medical Equipment, and Medical Supplies	235,212
1737	Adawat Al-Seha for Importing Medical Equipment	232,882
1738	Ghiryan Al-Dawliya for Importing Electrical and Electronic Devices	232,695
1739	Al-Qayrawan Al-Jadeed for Importing Furniture	232,350
1740	Al-Sonwan Al-Jadeed for Importing Foodstuffs, Livestock, and Meat	231,530
1741	Bawabet Al-Jabal for Importing Foodstuffs, Livestock, and Meat	231,165
1742	Al-Motawassita Al-Libiya for Importing Medicines and Medical Supplies	230,996
1743	Al-Deerah Al-Dhahabiya for Importing Electronic and Electrical Devices	230,771
1744	Jisr Afriqiya for Importing Agricultural Machinery and Supplies	230,335
1745	Al-Fadhaa'iyat for Importing Electronic Devices	230,000
1746	Al-Tabadol Al-Horr for Importing Foodstuffs (LLC)	229,500
1747	Al-Ajniyah Al-Motalleqah for Importing Electrical Devices	225,237
1748	Qatar Al-Nada for Importing Foodstuffs	225,000
1749	Rehab Al-Madina Al-Fadila for Importing Foodstuffs, Livestock, and Meat	223,440

1750	Al-Hadaf for Paper Industries	222,250
1751	Al-Hadaf Al-Sami for Importing Household and Electrical Items	221,909
1752	Al-Wafeer for Food Industries	221,512
1753	Al-Rikhaa Al-Daem for Aluminum and PVC Manufacturing	221,209
1754	Tital for Importing Factory and Workshop Equipment	221,200
1755	Tabarak Al-Khair for Importing Foodstuffs, Livestock, and Meat	221,040
1756	Al-Lo'lo' Al-Momayaza for Importing Foodstuffs, Livestock, Meat, and Fresh Fruits	220,644
1757	Madinati Al-Dhahabiya for Aluminum and PVC Manufacturing	219,992
1758	Teb Al-Osra for Importing Medical Equipment, Medicines, and Medical Supplies	219,965
1759	Majmooat Al-Mahari for Importing Electrical and Non-Electrical Devices	219,792
1760	Al-Qamar Noor for Importing Foodstuffs	219,600
1761	Layas for Importing Textiles and Fabrics	219,185
1762	Al-Diyar Al-Raqiya for Importing Door and Window Accessories	218,897
1763	Al-Masdar Al-Hadeeth for Building Materials and Sanitary Ware Manufacturing	218,681
1764	Sireen Al-Tibiya for Importing Medical Equipment and Mother and Baby Supplies	218,125
1765	Al-Ta'awon Al-Daem for Importing Clothes, Textiles, and Leather Goods	217,750
1766	Qasr Al-Fan for Furniture Importation	216,696
1767	Al-Zaytouna Al-Tayba for Importing Foodstuffs, Livestock, and Meat	216,240
1768	Al-Mathaq Al-Koree for Importing Foodstuffs, Livestock, and Meat	214,723
1769	Libya Al-Mottahida for Importing Transportation Means and Accessories	214,400
1770	Al-Maw'ed Al-Jadeed for Importing Foodstuffs	214,027
1771	Sama Al-Taqniya for Internet and IT Services	213,420
1772	Al-Mobadalah for Importing Medicines and Medical Equipment	212,500
1773	Al-Daleel Al-Alami for Importing Transportation Means, Accessories, Spare Parts, Tires, Batteries, and Oils	212,207
1774	Darat for Importing Foodstuffs, Livestock, and Meat	210,125
1775	Al-Motasilah Al-Libiya for Agricultural and Livestock Production, Development, and Investment	210,000
1776	Al-Mozari'oon Al-Arab for Importing Agricultural Machinery and Supplies	209,188
1777	Miyah Al-Najaa for Mineral Water Production	208,783

1778	Al-Wafaa Al-Safi for Importing Cars, Machinery, and Spare Parts	208,342
1779	Al-Noor Al-Jadeed for Importing Foodstuffs, Livestock, and Meat	208,070
1780	Misrata Al-Ghad for Importing Transportation Means and Accessories	208,000
1781	Arihaf Al-Motawassit for Importing Car Spare Parts	207,705
1782	Al-Tafawoq Al-Zaaher for Importing Transportation Means and Accessories	207,337
1783	Al-Tasaheel for Importing Medical Equipment, Medicines, and Medical Supplies	205,994
1784	Al-Tabi'a for Food Industries	205,980
1785	Al-Istishari for Importing Computers and Accessories	205,275
1786	Lamma for IT Services	203,500
1787	Al-Azoum for General Contracting and Real Estate Investment	203,293
1788	Dawajin Libya for Poultry Farming, Packaging, and Marketing	202,720
1789	Al-Ibtisamah Al-Safia for Importing Medical Equipment	201,650
1790	Nowa Al-Nakhla for Importing Foodstuffs, Livestock, Meat, and Dairy Products	201,300
1791	Sehatak Al-Dawaiya for Importing Medical Equipment, Medicines, and Medical Supplies	201,299
1792	Awafi Al-Khair for Importing Medical Equipment, Medicines, and Medical Supplies	201,226
1793	Al-Nebras for Importing Agricultural Machinery and Supplies	201,119
1794	Al-Hadaeq Al-Moth'hila for Importing Foodstuffs, Livestock, and Meat	201,080
1795	Al-Majdoob Factory for Car Exhaust Parts Manufacturing	200,760
1796	Al-Sharara for Importing Building Materials and Sanitary Ware	200,355
1797	Al-Khalil Al-Alamiya for Importing Clothes and Textiles	200,000
1798	Al-Ain for Importing Agricultural Machinery and Supplies	199,816
1799	Al-Zahra Al-Dawliya for Importing Shoes, Clothes, Bags, and Leather Goods	199,714
1800	Al-Tanmeya for Importing Building Materials	199,395
1801	Al-Sadah for Oil Services	199,330
1802	Ashada for Importing Clothes, Textiles, and Shoes	199,204
1803	Al-Alam Al-Motajadid Al-Dawliya for Importing Foodstuffs, Livestock, and Meat	199,196
1804	Fathi Ali Mohamed Al-Qurbazi Mill	197,760
1805	Al-Khaleej Al-Sharqi for Importing Medicines	196,750
1806	Sima Al-Momayaza for Importing Foodstuffs, Livestock, and Meat	196,469

1807	Techno Labdah for Aluminum, PVC, and Suspended Ceilings Manufacturing	195,877
1808	Taniet for Importing Foodstuffs	194,979
1809	Al-Rayan Al-Fakher for Importing Foodstuffs	194,509
1810	Al-Alaab Al-Dhahabiya for Importing Sports, Recreational Equipment, and Games	191,607
1811	Al-Qalaa Al-Dhahabiya for Importing Cars and Spare Parts	189,570
1812	Al-Shafiq for Importing Agricultural Machinery and Spare Parts	187,687
1813	Fakhama Al-Jibal for Building Materials Manufacturing	187,545
1814	Al-Ard Al-Marwiyya for Importing Foodstuffs	186,749
1815	Sarwah for Importing Foodstuffs, Livestock, and Meat	186,136
1816	Al-Quwa Al-Zarqa for Importing Welding Supplies and Workshop Equipment	182,906
1817	Muharik Libya for Importing Electrical and Non-Electrical Devices, Spare Parts, and Electronics	179,910
1818	Fraseen for Importing Foodstuffs	179,582
1819	Qasr Al-Khalil for Importing Electrical and Non-Electrical Devices, Spare Parts, and Electronics	179,516
1820	Bayt Al-Muluk for Importing Home and Office Furniture	179,300
1821	Ansam Al-Andalus for Importing Medicines, Medical Supplies, and Mother and Baby Products	178,000
1822	Al-Aseel Al-Hadeeth for Importing Medical Equipment	177,071
1823	Al-Duma for Importing Cars and Spare Parts	176,373
1824	Afriqiya Al-Jadida for Importing Building Materials, Sanitary Ware, and Accessories	176,203
1825	Al-Faniya for Aluminum Manufacturing	175,868
1826	Al-Haris Al-Dawliya for Importing Carpets and Furnishings	175,719
1827	Al-Masdar Al-Hadeeth for Importing Stationery and Office Supplies	174,613
1828	Tilal Afriqiya for Importing Foodstuffs, Livestock, and Meat	174,048
1829	Majmouat Al-Fahd for Importing Foodstuffs, Meat, and Livestock	173,938
1830	Wahat Al-Nakheel Al-Areeqa for Importing Foodstuffs	173,654
1831	Al-Alamiya Marble Factory	173,619
1832	Al-Daleel Al-Tibi for Importing Medicines and Medical Supplies	173,592
1833	Jebal Kordofan for Importing Foodstuffs, Livestock, and Meat	173,400
1834	Al-Khalil Al-Dawliya for Iron Industries	172,528
1835	Al-Omran Al-Satea for Importing Building Materials and Sanitary Ware	171,895

1836	Rukaz for Plastic Industries	171,895
1837	Al-Mudi for Importing Household and Electrical Goods	171,782
1838	Imeza for Tourism Services	171,680
1839	Altafeq for Importing Medical Equipment and Supplies	171,269
1840	Al-Wathiqoon Al-Motamayezon for Importing Electrical Devices and Spare Parts	170,003
1841	Joudat Al-Marai for Importing Livestock and Meat	167,039
1842	Roubina for Marble and Granite Manufacturing	166,950
1843	Al-Qawaed for Engineering Industries	166,896
1844	Jebal Al-Safwa for Importing Building Materials, Sanitary Ware, and Accessories	166,852
1845	Al-Hilal for Importing Electrical and Non-Electrical Devices, Spare Parts, and Electronics	166,670
1846	Al-Taqniya Al-Motakaddima for Importing Agricultural Machinery and Equipment	165,818
1847	Tubaktas Libya for Plastic Pipe Manufacturing	165,210
1848	Al-Doum for Oil Services	164,816
1849	Hittin for Metal Melting and Shaping Industries	163,827
1850	Al-Namariq Al-Mithalia for Furniture Importation	163,684
1851	Al-Manara for Hospital and Hotel Supplies	163,563
1852	Al-Tadawul for Financial and Electronic Brokerage (LLC)	163,523
1853	Silphium Libya for Importing Foodstuffs, Livestock, Meat, Clothes, Furniture, and Electronics	162,774
1854	Al-Qawareer Al-Dhahabiya for Importing Household Goods, Electrical Items, Foodstuffs, Clothes, and Stationery	161,750
1855	Yashfeen for Importing Medical Equipment, Medicines, and Mother and Baby Supplies	161,182
1856	Carnival for Doors, Windows, and Decorations Manufacturing	161,062
1857	Al-Wasit Al-Libi for Food Industries	159,585
1858	Al-Moheet Al-Jadeed for Importing Foodstuffs	159,354
1859	Princess for Food Manufacturing	159,259
1860	Al-Waseya for Importing Foodstuffs	158,717
1861	Al-Tatawer Al-Jadeed for Tourism Investment	158,119
1862	Al-Safa Al-Kamel for Aluminum, PVC, and Accessories Manufacturing	157,541
1863	Al-Raya Al-Hadeetha for Importing Medicines and Medical Equipment	157,088

1864	Al-Khayr Al-Wa'id for Olive Oil Pressing and Packaging	155,585
1865	Al-Majd for Plastic Bag Manufacturing	155,160
1866	Al-Emaar Al-Areeq for Importing Building Materials, Sanitary Ware, and Accessories	154,964
1867	Al-Khat Al-Dhahabi for Plastic Pipes and Tanks Manufacturing	154,782
1868	Dads for Mills, Feeds, and Rice Milling	154,774
1869	Ata'a Al-Falah Al-Motamayez for Importing Agricultural Machinery	154,705
1870	Rimas Al-Raeda for Importing Building Materials, Sanitary Ware, and Accessories	153,574
1871	Al-Meethaq Al-Dawliya for Importing Agricultural Machinery and Spare Parts	153,213
1872	Al-Hafiza Al-Dhahabiya for Importing Foodstuffs	153,109
1873	Ajyad for Building Materials Importation	152,896
1874	Al-Masdar Al-Waheed for Importing Clothes, Textiles, and Leather Goods	151,935
1875	Al-Baraka Al-Jadeeda for Importing Foodstuffs, Livestock, and Meat	151,800
1876	Al-Oula for Trailers and Truck Bodies Manufacturing	151,358
1877	Azaria for Furniture, Decorations, and Office Manufacturing (LLC)	151,137
1878	Tameer Al-Mabani for Importing Building Materials, Sanitary Ware, and Accessories	150,912
1879	Al-Najm Al-Mithali for Importing Clothes, Textiles, and Leather Goods	150,875
1880	Al-Demouma Al-Mithaliya for Importing Foodstuffs, Livestock, and Meat	150,450
1881	Al-Emtiaz Al-Awal for Importing Medical Equipment and Supplies	150,220
1882	Majmouat Al-Wameed for Importing Medicines and Medical Equipment	149,974
1883	Rama Factory for Aluminum and PVC Engineering	149,028
1884	Al-Zaj for Glass and Aluminum Works	148,850
1885	Wadi Libya for Importing Foodstuffs and Fresh Fruits	148,200
1886	Janoob Al-Motawassit for Electromechanical Works	147,001
1887	Altafeq for Mills and Feeds	146,084
1888	Al-Alamiya for Tile Manufacturing	145,590
1889	Al-Ikhaa Al-Libi Al-Awal for Importing Foodstuffs, Livestock, and Meat	145,555
1890	Alitar for Importing Building Materials	145,141
1891	Sanwan for Importing Electrical and Electronic Materials	145,109
1892	Alnawras Al-Dawliya for Importing Stationery and Office Supplies	144,957

1893	Almathalath for PVC and Aluminum Manufacturing	143,513
1894	Almarjie Alsehhi for Importing Medicines, Medical Supplies, and Mother and Baby Products	143,095
1895	Alakhyar for Importing Foodstuffs	142,797
1896	Mega Sport for Importing Clothes and Shoes	142,314
1897	Abna' Al-Mukhtar for Importing Building Materials, Sanitary Ware, and Accessories	141,782
1898	Alhasad for Poultry Farming, Agricultural, and Animal Production	141,739
1899	Almarjan for Packaging and Wrapping Material Manufacturing	141,052
1900	Jabal Nafusa for Importing Raw Materials	140,625
1901	Altawhid for Printing and Publishing	140,599
1902	Aldhuhira Almithaliya for Importing Electrical and Non-Electrical Devices and Spare Parts	140,250
1903	Hada'iq Jannat for Importing Agricultural Machinery and Spare Parts	139,992
1904	Alsalama Alsomood for Importing Building Materials, Sanitary Ware, and Accessories	139,584
1905	Aksir Alealam for Importing Medicines and Medical Equipment	139,529
1906	Al-Talaq Al-Libi for Importing Furniture and Accessories	138,866
1907	Almokhtasa for Importing Medical Equipment and Supplies	138,825
1908	Almadina Pack for Manufacturing Metal Containers and Wrappers (Subsidiary of Almadina Misrata Holding)	138,210
1909	Alassala Alda'ima for Importing Marble, Granite, Building Materials, and Sanitary Ware	138,002
1910	Al-Sanabel Al-Khadraa for Importing Foodstuffs	137,360
1911	Aqar for Oil Services	136,400
1912	Abrag Misrata for Importing Building Materials, Sanitary Ware, and Accessories	135,610
1913	Qimat Al-Istibraq for Importing Clothes, Textiles, and Leather Goods	135,600
1914	Bayt Alta'am for Importing Foodstuffs	135,012
1915	Almadhaq Alakhir for Importing Foodstuffs, Fruits, and Vegetables	135,000
1916	Namarq Alkhair for Importing Cleaning Supplies, Decorations, and Hardware	133,786
1917	Istidama for Importing Cleaning Supplies	133,782
1918	Alnooreen Trading for Importing Foodstuffs, Livestock, and Meat	131,940
1919	Zayn Aljawahir for Importing Foodstuffs	131,408
1920	Abna' Alzubaydi for Ground Tile Manufacturing	131,250

1921	Sama Global for Importing Foodstuffs, Livestock, and Meat	130,650
1922	Al-Asil Factory for Manufacturing Aluminum and PVC Doors and Windows	130,385
1923	Almesbar Aldawliya for Communications and Information Technology	130,366
1924	Ajyal for Soft Paper and Sanitary Napkin Manufacturing	130,000
1925	Alomlaq Aldawliya for Importing Building Materials, Sanitary Ware, and Accessories	130,000
1926	Bayout Alrahma for Importing Building Materials (LLC)	128,760
1927	Alwukala for Importing Cars and Spare Parts	128,635
1928	Bilhaj International for Manufacturing Aluminum and PVC Doors and Windows	127,646
1929	Addusr Alawla for Importing Building Materials, Sanitary Ware, and Accessories	126,992
1930	Noor Alsharq for Importing Foodstuffs, Livestock, and Meat	126,748
1931	Alforosan Alawla for Importing Foodstuffs, Commodities, Livestock, and Meat	126,500
1932	Almokhtar for Confectionery and Foodstuff Manufacturing	125,320
1933	Sijad Libya for Importing Clothes and Textiles	125,050
1934	Isnad Al-Dawliya for Importing Medicines, Medical Equipment, Laboratory, and Research Supplies	124,637
1935	Ala'wael Aldawliya for Importing Cleaning Materials	124,140
1936	Eamar Alfani for Importing Building Materials	123,395
1937	Aljabal for PVC, Aluminum, and Decoration Manufacturing	123,044
1938	Alpha for Chemical Industries	123,000
1939	Majmouat Aladwaq for Importing Foodstuffs, Livestock, and Meat	122,976
1940	Alshuraka for Importing Electrical Devices, Materials, and Accessories	122,735
1941	Alma'moura Aljadida for Mills, Feeds, and Rice Milling	122,450
1942	Mizran for Importing Electrical and Non-Electrical Devices and Spare Parts	122,317
1943	Aljazeera Aldawliya for Importing Clothes, Textiles, and Leather Goods	122,263
1944	Taleen for PVC, Aluminum, Stainless Steel, and Glass Manufacturing (LLC)	121,535
1945	Altaib for Feed Manufacturing	121,300
1946	Rowad Almotawassit for Importing Vehicles and Spare Parts	120,000
1947	Almotawer Aljadeed for Importing Building Materials, Sanitary Ware, and Accessories	120,000
1948	Almostaqbal Aleumrani for Importing Vehicles and Accessories	120,000
1949	Almadina Alhaditha for Aluminum, Suspended Ceiling, and Decoration Manufacturing	119,485

1950	Sawani for Food Manufacturing	119,106
1951	Rabah for Plastic Manufacturing	118,575
1952	Aljil Alasher for Importing Electrical and Non-Electrical Devices and Spare Parts	118,500
1953	Almasar Almohtad for Importing Vehicles and Accessories	118,315
1954	Alawafi Almotamayza for Importing Foodstuffs, Livestock, and Meat	117,800
1955	Dar Al-Safa for Stamp Manufacturing	117,759
1956	Alriyada for Sponge and Mattress Manufacturing	117,184
1957	Siraj Alamthal for Importing Vehicles and Accessories	116,893
1958	Almajra Aljadida for Importing Electronics, Spare Parts, Mobile Phones, and Accessories	116,750
1959	Aksir Alsihha for Importing Medicines and Medical Equipment	116,152
1960	Alyaqout Alsafi for Importing Heavy Machinery, Equipment, and Factory Supplies	116,050
1961	Alwan Almotawassit for Importing Building Materials, Sanitary Ware, and Accessories	116,010
1962	Al-Sanbula Alrafia for Importing Agricultural Supplies	115,200
1963	Fresh for Importing Foodstuffs, Livestock, and Meat	115,050
1964	Alrashid for Plastic Manufacturing	115,000
1965	Royal International for Importing Clothes and Furnishings	114,674
1966	Aldayk for Importing Vehicles and Accessories	114,524
1967	Alzahara Alsharqiya for Importing Electrical and Non-Electrical Devices and Spare Parts	113,950
1968	Almokhtar for Insurance	113,895
1969	Almiza Aldawliya for Importing Building Materials	113,315
1970	Naseem Almazraa for Importing Foodstuffs	112,772
1971	Alborj Alabyadh Aldawliya for Importing Building Materials, Sanitary Ware, and Accessories	112,444
1972	Aldelta Aldawliya for Importing Household and Electrical Items	111,706
1973	Misk Alghaba for Importing Foodstuffs and Livestock	111,592
1974	Alhayah Alafdal for Importing Cleaning Supplies	111,382
1975	Albayadh Aljadida for Importing Restaurant and Cafe Supplies	111,363
1976	Aram for Importing Medicines and Medical Equipment	110,859
1977	Almandara Aldawliya for Importing Various Vehicles and Spare Parts	110,501
1978	Alamal for Plastic Manufacturing	110,492

1979	Alsadaqa Almethaliya for Beverage and Food Manufacturing	110,487
1980	Alqala Alola for Importing Veterinary Medicines and Serums	110,098
1981	Almalak Aljadid for Importing Foodstuffs, Fresh Fruits, Vegetables, Livestock, and Meat	110,000
1982	Alwasila for Importing Building Materials and Insulation	109,932
1983	Afnan Alshajar Alakhdar for Importing Foodstuffs	109,401
1984	Alsadara for Importing Medical Equipment and Supplies	109,134
1985	Majmouat Ghanima for Importing Foodstuffs, Livestock, and Meat	108,325
1986	Bab Alsahara for Importing Foodstuffs, Livestock, and Meat	108,000
1987	Shoboob Alkhair for Importing Foodstuffs, Meat, and Livestock	107,800
1988	Alandalus for Ice Cream Manufacturing	107,601
1989	Almajmoua Almutamayeza Alhaditha for Importing Foodstuffs, Livestock, and Meat	107,600
1990	Alafdal Aldhahabi for Importing Building Materials and Sanitary Ware	107,300
1991	Dukes for Importing Transportation and Accessories	106,742
1992	Addiqah Almasiya Alola for Importing Electrical and Non-Electrical Devices and Spare Parts	105,529
1993	Najm Albahr for Maritime Transport (LLC)	105,000
1994	Alamwaj Alhaditha for Importing Building Materials and Sanitary Ware	104,081
1995	Alamer for Importing Foodstuffs	103,014
1996	Majmouat Altawefiq for Investment and Tourism Services	102,714
1997	Alrafiq Alda'em for Importing Cars and Spare Parts	102,607
1998	Rimal Albahr for Importing Medicines, Medical Equipment, and Mother and Baby Supplies	102,472
1999	Arruba'eya Aldawliya for Importing Clothes, Textiles, and Leather Goods	101,937
2000	Nasyat Alkhair for Importing Agricultural Machinery, Equipment, and Spare Parts	101,351
2001	Alsahil for Paper Manufacturing	101,349
2002	Alkhibrat Allibya for Importing Oil Equipment	101,300
2003	Alnashe'a Aldawliya for Importing Foodstuffs	101,250
2004	Atlas Alola for Importing Transportation and Accessories	101,208
2005	Alamal Almutaliq for PVC and Aluminum Doors and Windows Manufacturing	101,027
2006	Albidaya Alola for Importing Foodstuffs	100,981
2007	Tandamira for Iron Manufacturing	100,936

2008	Al-Istibraq Aldhahabi for Importing Raw Materials	100,800
2009	Rama for Plastic Manufacturing	100,760
2010	Fada' Albara'a for Importing Mother and Baby Supplies	100,340
2011	Albahja for Importing Household Items	100,247
2012	Leptos for Importing Household and Electrical Items	100,069
2013	Alasima Aldawliya for Importing Cars and Spare Parts	100,050
2014	Alkawn Altibbi for Importing Medicines and Medical Equipment	100,000
2015	Altijan for Importing Medical Equipment and Dental Supplies	99,633
2016	Alnahda Almutamayeza for Importing Medicines, Medical Supplies, and Mother and Baby Products	99,227
2017	Alkifaa Aldawliya for Importing Transportation and Accessories	99,129
2018	Alwataniya for Importing Transportation and Accessories	98,750
2019	Alirtika' Altibbi for Importing Medicines, Medical Supplies, and Mother and Baby Products	98,560
2020	Group Zein for Importing Electrical and Electronic Materials	97,200
2021	Tayiba for Importing Foodstuffs, Livestock, and Meat (LLC)	96,336
2022	Alsorouh Alwataniya for Importing Foodstuffs, Livestock, and Meat	96,248
2023	Bena for Importing Foodstuffs	96,000
2024	Arrashid for Importing Building Materials	95,232
2025	Jawhara Qarji for Importing Foodstuffs, Livestock, and Meat	94,965
2026	Alatwaar for Importing Electrical Systems	94,236
2027	Almashariq Aldawliya for Importing Heavy Machinery, Equipment, and Spare Parts	93,973
2028	Safariya Aldhahabiya for Importing Agricultural Supplies	92,526
2029	Rawasim for Advertising and Media Materials Manufacturing	92,186
2030	Assyoul for Importing Agricultural Machinery, Equipment, and Spare Parts	90,450
2031	Almaseera Alkubra for Importing Foodstuffs	90,028
2032	Alaws for Technical and Security Protection Services	90,000
2033	Alyarmouk Aljadida for Importing Building Materials and Sanitary Ware	89,598
2034	Dar Aljood for Importing Generators, Spare Parts, Electrical Materials, and Electronic Devices	88,800
2035	Shams Alaseel Alliby for Importing Foodstuffs, Livestock, and Meat	88,800
2036	Alqamar for Cleaning Material Manufacturing	88,175

2037	Alyaf Libya for Fiberglass Manufacturing	88,015
2038	Altanmiya Allibiya for Importing Building Materials, Sanitary Ware, and Accessories	87,786
2039	Dhilal Libya Alola for Manufacturing Shades and Tents	87,383
2040	Almada for Passenger Transport	86,914
2041	Aloud Altayib for Importing Decorations, Hardware, and Cleaning Supplies	86,909
2042	Alriyan Aldawliya Alola for Importing Building Materials	86,500
2043	Itlala for Engineering Industries	85,952
2044	Libya for Importing Optics and Accessories	85,840
2045	Meftah Al-Aman for Importing Safes, Keys, and Locks	85,753
2046	Alraqi International for Importing Raw Materials	85,704
2047	Dekor for Importing Building Materials, Sanitary Ware, and Accessories (affiliated with Almadina Misurata Holding)	85,690
2048	Rooh Al-Oud for Importing Perfumes and Scents	85,064
2049	Almaras Alwataniya for Importing Books and Stationery	84,697
2050	Alhidaya for Importing Paint Pastes and Raw Materials	84,266
2051	Suhoul Al-Qardabiya for Importing Foodstuffs	84,240
2052	Labda for Cleaning Materials Manufacturing	84,123
2053	Alshuhub Alama Almuja'dida for Importing Electrical, Non-Electrical Devices, and Electronics	83,380
2054	Almudehish for Importing Building Materials, Sanitary Ware, and Accessories	82,908
2055	Arkan Almadina for Importing Furniture	82,587
2056	Almansoura for Importing Furniture	82,576
2057	Al-Imtiyaz Factory for Aluminum and PVC Doors and Windows Manufacturing	82,502
2058	Marina Aldawa'iyah for Importing Medicines, Equipment, and Medical Supplies	81,900
2059	Aras for Importing Building Materials, Sanitary Ware, and Accessories	81,644
2060	Aljawhara Albayda for Food Industries	81,595
2061	Alashbal Alsaeeda for Importing Foodstuffs	81,286
2062	Bin Zahiya & Partners for Importing Clothes, Textiles, and Leather Products	81,000
2063	Brouj Alsalam for Animal Feed and Flour Manufacturing	80,101
2064	Altoyur Allamiea for Poultry Farming	79,910

2065	Altaawon Alraqi for Importing Building Materials, Sanitary Ware, and Accessories	79,821
2066	Alnuwarat for Manufacturing Sweets, Ice Cream, and Foodstuffs	79,570
2067	Alwatan for Importing Decorations, Hardware, and Cleaning Supplies	79,250
2068	Nafada for Aluminum and PVC Works Manufacturing	78,643
2069	Casa Libya for Importing Foodstuffs	78,618
2070	Alaseel for Importing Books, Stationery, and Office Supplies	77,707
2071	Almuneer Alliby for Importing Medical Equipment and Supplies	77,592
2072	Lazord for Importing Building Materials and Sanitary Ware	76,500
2073	Fada Libya for Tourism Services	76,485
2074	Taj Libya for Importing Medicines	76,400
2075	Alhayat Aljadeeda Alola for Importing Household and Office Furniture	75,845
2076	Altawheed for Importing Foodstuffs	75,502
2077	Sidrra Altayyiba for Importing Medicines and Medical Equipment	75,196
2078	Alargoone for Importing Foodstuffs, Livestock, and Meat	74,880
2079	Alalam Almutahad for IT Systems	74,331
2080	Maysan for Importing and Distributing Cleaning Materials	74,203
2081	Agadir Alsharq for Importing Foodstuffs, Livestock, and Meat	74,100
2082	Almaharra Alalamiea for Importing Foodstuffs	73,860
2083	Taj Aliffa for Importing Foodstuffs and Essential Goods	73,395
2084	Najmat Aldawa for Importing Medicines, Medical Equipment, and Supplies	73,305
2085	Rose Libya for Importing Foodstuffs	73,297
2086	Wadi Nalout for Bottling Water, Beverages, and Foodstuffs	71,750
2087	Alnujoum Allibiya for Importing Foodstuffs	71,100
2088	Alalamia for Importing Air Conditioning and Refrigeration Equipment and Spare Parts	71,033
2089	Alalam Almutahad Aljadeed for Importing Foodstuffs	70,758
2090	Alanaam for Importing Medicines and Medical Equipment	70,432
2091	Abtalna for Importing Sportswear and Equipment	70,331
2092	Alfanous Alwataniya for Importing Household and Electrical Goods	70,000
2093	Nahj Alkhair for Importing Foodstuffs, Livestock, and Meat (LLC)	69,007

2094	Almsebar for Importing Wires, Cables, and Electrical Materials	68,920
2095	Almotaheda Alshamalia for Importing Agricultural, Animal, and Poultry Supplies	68,714
2096	Alwataniya Aldawliya for Importing Medicines, Medical Equipment, and Supplies	68,404
2097	Amwaj Albarka Alalamiea for Importing Foodstuffs and Livestock	68,000
2098	Almizaan for Food Industries	67,987
2099	Alitqan for Carton and Packaging Manufacturing	67,800
2100	Bashaer Libya Aldawliya for Importing Foodstuffs, Livestock, and Meat	67,599
2101	Shajarat Aldekor for Importing Building Materials and Sanitary Ware	66,238
2102	Alhilal Factory for Plastic Materials Manufacturing	65,790
2103	Mawred Alamall for Importing Automotive Oils and Greases	65,452
2104	Libya for Manufacturing Building Chemicals	65,272
2105	Althaqeel Aldawliya for Importing Transportation and Accessories	65,100
2106	Almarkaz Alliby Alalmany for Orthopedic Surgery	64,477
2107	Raal for Importing Foodstuffs	64,400
2108	Almoustind Arrassikh for Food Manufacturing	64,350
2109	Majmouat Alkhaleej for Importing Building Materials and Sanitary Ware	63,877
2110	Mawakeed for Central Heating Installation and Maintenance	63,442
2111	Qanawat Al-Taqniya for IT and Communications	61,500
2112	Ramadan Fathi Ali Al-Arqat Factory	59,690
2113	Al-Seif Al-Mohand for Importing Foodstuffs, Livestock, and Meat	59,673
2114	Al-Ikhtiyar Al-Sahih for Importing Furniture	59,560
2115	Jim for Importing Transportation Means and Accessories	58,933
2116	Al-Saraha for Importing Computers and Electronics	58,850
2117	Jawharat Al-Um for Importing Mother and Baby Supplies	58,800
2118	Ajwan Factory for Automatic Textile Manufacturing	58,529
2119	Al-Mansoura for Cleaning Products Manufacturing	58,425
2120	Marathon Benghazi for Importing Clothes and Medical Shoes	57,300
2121	Sahel Libya for Importing Foodstuffs and Meat (LLC)	56,976
2122	Al-Ataa Al-Raqi for Importing Clothes, Textiles, and Leather Products	56,720

2123	Al-Tawasul for Manufacturing Prefabricated Houses, Hangers, and Refrigeration Rooms	56,699
2124	Al-Mashtal for Importing Agricultural Supplies	56,217
2125	Al-Mukhtar Al-Mithali for Importing Transportation Means and Accessories	56,109
2126	Oya for Metal Recycling	55,360
2127	Al-Mumtaz Al-Awwal for Importing Medicines, Medical Equipment, and Baby Supplies	55,333
2128	Al-Intilaqah Al-Mumtazah for Importing Transportation Means and Accessories	55,241
2129	Al-Andalus International for Importing Building Materials, Sanitary Ware, and Accessories	55,025
2130	Asia for Importing Medicines, Medical Supplies, and Baby Foods (Shareholding)	54,750
2131	Al-Inara for Importing Electrical, Non-Electrical Devices, and Electronics	54,618
2132	Al-Mujamma Al-Istithmari for Building Materials Manufacturing	54,060
2133	Asarya for Importing Cleaning Supplies	53,338
2134	Al-Taqnayat Al-Haditha Al-Oula for Importing Agricultural Equipment and Accessories	53,307
2135	Tajammu Jud for Importing Electrical Devices and Supplies	53,184
2136	Al-Ata' Al-Mutawara for Importing Tires, Tubes, and Automotive Supplies	52,817
2137	Everest for Importing Foodstuffs	52,328
2138	Al-Barari Al-Khayr for Animal Feed Manufacturing	52,125
2139	Majmouat Al-Numan for Eyewear and Lens Manufacturing	52,011
2140	Al-Joud Al-Dawlia Al-Haditha for Importing Foodstuffs, Livestock, and Meat	51,840
2141	Al-Zay Al-Watani for Importing Foodstuffs, Livestock, and Meat	51,616
2142	Afnan Factory for Paints and Wall Putty Manufacturing	51,506
2143	Fawanees Al-Khair International for Importing Clothes, Textiles, and Leather Products	51,212
2144	Majmouat Dreyosh for Food Industries	51,040
2145	Diyar Al-Fakhama for Importing Household and Office Furniture	49,840
2146	Janat for Importing Medical Equipment	49,495
2147	Al-Ahlam Al-Saeeda for Importing Clothes and Leather Products	49,482
2148	Majmouat Al-Rasheed Al-Libiya for General Contracting and Real Estate Investment	49,200
2149	Yammamat Al-Sharq for Importing Foodstuffs	49,090
2150	Al-Waqt Al-Thahabi for Importing Watches and Accessories	48,938
2151	Duroob Al-Qimmah for Hotel, Restaurant, and Café Equipment	48,810

2152	Taj Libya for Importing Automotive Paints	48,111
2153	Al-Fanniyah for Importing Medical Equipment	48,080
2154	Al-Sharara for Importing Transportation Means and Accessories	47,976
2155	Larko for Food Industries	47,792
2156	Tobactis Cement for Ready-Mix Concrete Manufacturing	47,631
2157	Al-Nokhba for Importing Sports and Entertainment Equipment	47,600
2158	Al-Saraha International for Importing Transportation Means and Accessories	47,405
2159	Tarsin Al-Oula for Importing Furniture	47,329
2160	Al-Ghossn Al-Fadhi for Importing Foodstuffs	46,791
2161	Al-Nojoom Al-Alamiya for Importing Foodstuffs, Livestock, and Meat	46,500
2162	Al-Ameed for Importing Foodstuffs	46,010
2163	Al-Zabi for Food Industries, Mills, and Animal Feeds	45,367
2164	Al-Dir' Al-Arabi for Importing Building Materials, Sanitary Ware, and Accessories	44,616
2165	Akakus International Medical for Importing Medical Equipment, Supplies, and Baby Needs	44,550
2166	ASR for Maintenance and Environmental Solutions	44,093
2167	Al-Sadeed for Importing Foodstuffs	43,957
2168	Al-Imtiyaz Al-Da'em for Sponge Manufacturing	43,000
2169	Al-Kifah for General Metalworking, Industrial Products, and Metallic Furniture Manufacturing	42,051
2170	Al-Zawiya Agricultural for Importing Tractors and Agricultural Supplies	40,820
2171	Mazaia Al-Bayt for Importing Household Items, Electrical and Non-Electrical Devices	40,064
2172	Al-Masdar Al-Mumtaz for Importing Sanitary Supplies and Building Materials	40,054
2173	Al-Kutla Al-Safraa for Importing Agricultural Machines and Supplies	39,515
2174	Mawazin Libya for Electronic Systems and Scales	39,114
2175	Zrebko Factory for Restaurant Equipment and Hollow Boxes Manufacturing	39,092
2176	Al-Qimma Al-Lame'a for Importing Building Materials, Sanitary Ware, and Accessories	37,615
2177	Al-Mahsool Al-Ghitha'i Al-Awal for Importing Foodstuffs, Livestock, and Meat	37,503
2178	Qotoof for Importing Building Materials and Sanitary Ware	37,216
2179	Al-Rabee Al-Dawliya for Importing Mother and Baby Supplies	36,844
2180	Al-Hadaf Al-Saydaliyya for Importing Medicines, Medical Supplies, and Baby Needs	36,585

2181	Al-USra for Importing Medicines and Baby Supplies	36,273
2182	Al-Wadaq Al-Dawliya for Importing Foodstuffs	36,250
2183	Balad Al-Rabee for Importing Building Materials and Sanitary Ware	35,811
2184	Al-Faras for Importing Transportation Means and Accessories	35,005
2185	Al-Qusour Al-Thahabiya for Importing Furniture	34,969
2186	Darab Al-Imtiyaz for Importing Transportation Means and Accessories	34,565
2187	Paris for Tourism Services	33,711
2188	Masafi for Importing Foodstuffs	33,372
2189	Abna Al-Aaber for Importing Electrical and Non-Electrical Devices and Spare Parts	32,018
2190	Al-Majra Al-Wataniya for Mills, Animal Feeds, and Rice Mills	31,787
2191	Noor Al-Huda Factory for Cleaning Materials, Brooms, and Supplies	30,780
2192	Zreiq for Importing Electronic and Electrical Devices	30,274
2193	Quraish for Importing Building Materials	29,194
2194	Al-Jawda for Importing Medicines, Medical Equipment, and Baby Supplies	29,092
2195	Al-Ikhtiyar Al-Mumayaz for Importing Building Materials and Sanitary Ware	28,971
2196	Mas Al-Jawda for Importing Decorative Materials, Hardware, and Cleaning Supplies	28,080
2197	Al-Ardh Al-Thahabiya for Food Industries	27,657
2198	Kilimanjaro for Importing Furniture	27,194
2199	Techno Majd for Importing Electrical and Non-Electrical Devices and Electronics	26,800
2200	Al-Rubyan for Salt Industries	26,691
2201	Al-Adwaa Al-Jadeeda for Importing Building Materials and Sanitary Ware	24,800
2202	Farm for Importing Agricultural Machinery and Supplies	23,817
2203	Crystal Al-Alamiya for Paint Manufacturing (LLC)	22,000
2204	Al-Ittihadiya Insurance Company	21,423
2205	Tasameem Al-Emar for Importing Building Materials and Sanitary Ware	20,034
2206	Al-Intima Al-Hadhari for Importing Building Materials and Sanitary Ware	19,600
2207	Shaheen Al-Jabal Al-Dawliya for Importing Building Materials	19,024
2208	Al-Handasiya Factory for Metalwork and Hanger Preparation	15,821
2209	Sanabel Al-Madina for Importing Foodstuffs	13,500

2210	Refaq Al-Asima for Importing Foodstuffs	12,699
2211	Futr Benghazi for Mushroom Farming and Soil Production	11,820
2212	Al-Majmoua Al-Dawliya for Insurance	3,100

Accepted Coverage Requests ?

List of all Companies and Factories - Private Sector ?

From 1/1 - to 30/11/2024?

"Descending order"?

Order.	Company or factory	Value in USD
1	Miscellaneous Food Commodities	2,607,154,373
2	Production and Operation Supplies	2,132,261,403
3	Transportation, tires, batteries and spare parts	749,319,747
4	Building Materials and Construction Supplies	697,384,892
5	Feeds	541,106,912
6	Electronic Equipment	467,873,583
7	Machinery and Equipment	456,428,603
8	Essential Commodity Production Requirements	447,193,742
9	Live and frozen meat	423,373,745
10	Medicines	330,659,318
11	Agricultural	254,689,261
12	Household and Household Electrical	214,903,008
13	Milk, diapers and baby food	172,944,049
14	Sanitary materials	114,774,617
15	Milk	110,527,131
16	Cheeses	90,855,621
17	Burniq Air requests	84,799,074
18	Hygienic materials	62,503,998
19	Airlines Transfers	62,106,653
20	Clothing and Shoes	60,564,281
21	Furniture	47,562,541
22	Various navigational services	46,102,130
23	Agricultural	40,802,065

24	Stationery	33,184,151
25	Production and Operation Services	28,938,354
26	ICT Services	26,595,113
27	Fruits and Vegetables	25,379,557
28	Special requests for Libyan Wings Company	23,239,555
29	Cleaning materials	19,640,615
30	Ghee	18,076,330
31	Miscellaneous	17,943,178
32	Veterinary Medicines	14,870,539
33	Tobacco of all kinds and accessories	14,734,000
34	Libyan Express Air Transport Company	11,563,285
35	Gold Import Transfer	9,900,055
36	Fish and Marines	8,666,509
37	Butter	5,377,801
38	Oya Airlines expenses	4,775,859
39	Carpets and Textiles	3,753,138
40	Other Goods	2,580,731
41	Medical	1,980,639
42	Ghadames Airlines Company	1,917,015
43	Iron and steel plant operating requirements	1,669,833
44	MedSky Airways Company requests	1,618,347
45	Insurance Companies Transfers	820,460
46	Goods for public services	641,962
47	(GS1) System subscription fees	610,500
48	Costs of tourist services	565,391
49	Port Operating Supplies	175,517
50	Visa fees costs	76,485

Accepted Coverage Requests [?]
According to Country of Origin - Private Sector [?]
From 1/1 - to 30/11/2024 [?]

"Descending order" [?]

Order.	Country of origins	Value in USD
1	Türkiye	2,074,265,557
2	Egypt	1,312,091,554
3	China	1,134,149,719
4	Russian Federation	685,022,721
5	India	532,402,573
6	Brazil	491,001,777
7	Italy	478,510,720
8	Tunisia	347,542,376
9	Ukraine	287,671,016
10	Spain	235,713,995
11	Thailand	227,517,507
12	Argentina	195,244,143
13	Germany	188,508,864
14	France	181,205,538
15	United Arab Emirates	162,794,882
16	Netherlands	154,450,314
17	United States	136,712,720
18	Saudi Arabia	132,876,804
19	Belgium	125,192,663
20	Ireland	116,247,454
21	Poland	103,898,026

22	South Korea	100,771,220
23	Romania	97,474,598
24	New Zealand	92,929,256
25	Indonesia	81,862,563
26	Japan	73,451,803
27	Greece	60,049,826
28	Viet Nam	56,460,674
29	Sri Lanka	49,794,594
30	United Kingdom	45,191,385
31	Austria	40,788,317
32	Ecuador	36,983,807
33	Morocco	36,122,406
34	Jordan	34,045,935
35	Switzerland	33,675,943
36	Sweden	32,506,873
37	Denmark	28,875,694
38	Oman	27,978,815
39	Hungary	26,454,096
40	Portugal	17,670,676
41	Kuwait	14,102,014
42	Slovakia	13,154,978
43	Algeria	12,177,661
44	Bahrain	11,820,224
45	Lithuania	11,235,598
46	Malaysia	9,583,319
47	Serbia	9,274,159
48	Slovenia	9,059,467

49	Malta	8,970,601
50	Australia	8,928,535
51	Moldova	8,096,412
52	Europe	7,093,654
53	Finland	6,776,026
54	Gabon	6,732,437
55	Costa Rica	6,524,257
56	Colombia	6,229,600
57	Bulgaria	5,289,511
58	Iraq	4,617,800
59	Taiwan	4,599,854
60	Georgia	4,598,342
61	Mexico	3,678,828
62	Croatia	3,562,596
63	Qatar	3,415,250
64	Cayman Islands	3,158,487
65	Pakistan	3,136,230
66	Lebanon	2,676,279
67	Canada	2,532,460
68	Czech Republic	2,514,218
69	Cyprus	2,308,551
70	Estonia	1,954,978
71	Norway	1,790,104
72	Cambodia	1,662,549
73	Bangladesh	1,566,095
74	Equatorial Guinea	1,546,030
75	Guatemala	1,467,279

76	South Africa	1,436,771
77	Luxembourg	1,389,853
78	Uruguay	1,280,000
79	Bosnia and Herzegovina	1,257,399
80	Iceland	1,218,067
81	Nigeria	801,770
82	Singapore	651,897
83	Korea, North	625,526
84	Hong Kong S.A.R.	576,409
85	Former Yugoslav Republic of Macedonia	557,198
86	Chile	440,316
87	Albania	436,200
88	Ethiopia	414,212
89	Latvia	388,210
90	Yemen	260,000
91	Europe	254,415
92	Namibia	251,082
93	Puerto Rico (United States)	242,069
94	Tanzania	213,200
95	Ghana	110,800
96	Cuba	106,990
97	Uganda	106,550
98	Dominican Republic	90,559
99	Belarus	61,250
100	Syria	60,151
101	Sierra Leone	10,105
102	Réunion	880

Accepted Coverage Requests [?]
According to Beneficiary Country - Private Sector [?]
From 1/1 - to 30/11/2024 [?]

"Descending order" [?]

Order.	Beneficiary Country	Value in USD
1	Türkiye	2,262,926,126
2	United Arab Emirates	1,480,878,091
3	Egypt	1,050,004,813
4	Switzerland	847,104,521
5	United Kingdom	658,529,264
6	China	513,794,056
7	Italy	473,505,802
8	Tunisia	402,642,740
9	Spain	318,195,154
10	Canada	193,147,721
11	Austria	181,045,854
12	Jordan	174,480,827
13	Thailand	157,731,992
14	Japan	151,594,422
15	Netherlands	149,517,151
16	France	148,636,372
17	South Korea	138,455,297
18	Germany	126,564,144
19	New Zealand	79,247,697
20	Slovakia	61,558,614
21	India	58,722,579

22	Belgium	56,814,848
23	Saudi Arabia	53,727,885
24	Indonesia	52,083,976
25	United States	45,524,958
26	Denmark	40,853,251
27	Malta	40,834,306
28	Morocco	40,394,944
29	Ukraine	36,530,527
30	Singapore	35,747,221
31	Oman	34,688,810
32	Romania	33,281,759
33	Sweden	33,053,171
34	Mauritius	32,481,720
35	Sri Lanka	31,968,094
36	Hong Kong S.A.R.	27,903,075
37	Brazil	27,233,642
38	Ireland	24,325,113
39	Poland	19,582,353
40	Portugal	15,805,649
41	Cyprus	15,467,272
42	Greece	14,365,870
43	Kuwait	14,102,014
44	Hungary	14,082,373
45	Bahrain	12,337,495
46	Slovenia	11,764,199
47	Algeria	11,047,481
48	Luxembourg	9,700,380

49	Swaziland	8,547,800
50	Lithuania	7,733,314
51	Qatar	7,709,420
52	Bulgaria	5,549,496
53	Argentina	5,085,640
54	Viet Nam	4,653,664
55	Finland	4,618,235
56	Ecuador	4,244,308
57	Malaysia	4,143,471
58	Russian Federation	3,900,000
59	Taiwan	3,855,540
60	Cayman Islands	3,158,487
61	Lebanon	2,315,451
62	South Africa	1,602,589
63	Serbia	1,598,240
64	Australia	1,317,325
65	Liechtenstein	1,240,367
66	Georgia	1,230,920
67	Iceland	1,218,067
68	Pakistan	1,110,423
69	Bosnia and Herzegovina	1,048,271
70	Moldova	1,000,800
71	Nigeria	801,770
72	Croatia	693,394
73	Bangladesh	671,434
74	Czech Republic	564,006
75	Monaco	445,676

76	Albania	388,977
77	Latvia	388,210
78	Estonia	191,018
79	Djibouti	72,620
80	Former Yugoslav Republic of Macedonia	53,415
81	Norway	36,864
82	Sierra Leone	10,105
83	Europe	726

Accepted Coverage Requests
List of all entities - Public Sector
From 1/1 - to 30/11/2024

"Descending order"

Order.	Entity Name	Value in USD
1	Libyan Iron and Steel Company	446,926,844
2	Libyana Mobile Phone Company	125,986,490
3	National Development Agency	94,302,326
4	Administrative Centres Development Authority	68,847,050
5	Almadar Aljadid Company	49,342,034
6	Aletihad Alarabee Contracting Company J.S.C	46,087,540
7	Misurata Free Zone	28,592,042
8	Afriqiyah Airways	26,629,565
9	Libya Telecom and Technology Company J.S.C	23,970,086
10	Al Ahlia Cement Company J.S.C	18,740,422
11	Libya Insurance Company	12,294,444
12	Tatweer Industrial Investment Company	11,968,000
13	Libyan International Telecommunications Company	9,914,679
14	Hatef Libya Company	9,909,761
15	Libyan Airlines	6,222,937
16	Housing and Utilities Projects Implementation Authority	5,721,046
17	Libyan Ports Company	4,866,320
18	Alenma Electric Investment Company	2,447,702
19	Awqaf General Authority and Islamic Affairs	2,108,454
20	Al-Manhaj Printing and Publishing Company	1,945,321
21	Tatweer Industrial Investment Company	1,501,155
22	General Company for Importing Security Goods	1,465,100
23	Libyan Federation of Insurance Companies	1,119,598
24	Libyan Academy for Communications and Informatics Company	1,087,712
25	Public Company for General Cleaning Services Tripoli	892,000
26	National Center for Meteorology	768,951

27	Social Welfare Fund at the Ministry of Interior	722,408
28	Moamalat Financial Services Company	629,977
29	Electrical Industries Company	603,843
30	Atheqaa Company for Meat and Food Import Joint Stock	413,050
31	Construction and Maintenance Authority of Ports and Fishing Harbors	139,741
32	Trucks and Buses Company	107,300
33	University of Benghazi	85,429
34	The Agricultural and Animal Projects Development and Investment Authority	76,250
35	Aljeel Aljadeed for Technology Company	50,144
36	Tatweer Real Estate and Tourism Investment Company	48,285
37	Libya Post Company	15,178
38	Insurance Supervisory Authority	10,500
39	Anamaa Allebeyah Insurance Company J.S.C	6,624

Accepted Coverage Requests

According to Goods or Services - **Public Sector**

From 1/1 - to 30/11/2024

"Descending order"

Order.	Goods or Services	Value in USD
1	Libyan Iron and Steel Company Requirements	423,249,066
2	Production and operation requirements	114,415,001
3	Communications and IT Services	101,427,430
4	Requests of Transportation Projects Board	64,300,000
5	Libyana Mobile Phone Company Requests	60,623,723
6	Aletihad Alarabee Contracting Company	41,119,610
7	Machinery and Equipment	34,101,750
8	Almadar Aljadid	31,821,052
9	Airline Transfers	23,199,953
10	Libya Telecom and Technology Company	19,276,729
11	Port Operating Requirements	17,782,371
12	Libya Insurance Company Transfers	11,255,628
13	Miscellaneous Food Commodities	8,064,000
14	Afriqiyah Airways	7,934,218
15	Al Ahlia Cement Company J.S.C	7,856,192
16	Housing Projects Authority Requests	5,721,046
17	Building Materials and Construction Supplies	5,562,624
18	Foodstuffs	4,317,050
19	Libyan Airlines Requirements	3,810,120
20	Port operation and maintenance requirements	3,803,662
21	Production and Operation Services	3,432,984

22	Awqaf General Authority and Islamic Affairs	2,108,454
23	Miscellaneous	2,039,389
24	Electronic Devices	1,948,376
25	General Company for Importing Security Goods	1,465,100
26	General Electricity Company Requirements	1,298,479
27	Libyan Ports Company	1,212,279
28	Training Course Transfers	1,102,212
29	Transportation, tires, batteries and spare parts	947,055
30	Social Welfare Fund	722,408
31	Moamalat Financial Services Company Requirements	310,977
32	Household and Household Electrical	172,693
33	Agricultural	76,250
34	Goods for public services	66,625
35	Hatef Libya Company Operating Supplies	15,178
36	Insurance Companies Requests	6,624

Accepted Coverage Requests ?
According to Country of Origin - Public Sector ?
From 1/1 - to 30/11/2024 ?

"Descending order" ?

Order.	Country of origin	Value in USD
1	Brazil	276,600,761
2	China	224,767,669
3	Türkiye	72,256,713
4	United Arab Emirates	71,946,685
5	Bahrain	67,624,278
6	Germany	44,935,280
7	Italy	36,241,899
8	United Kingdom	36,076,152
9	Spain	33,905,958
10	United States	26,049,000
11	Sweden	15,305,708
12	Egypt	13,403,528
13	France	9,755,063
14	Tunisia	9,702,224
15	India	9,572,617
16	Austria	9,096,745
17	Saudi Arabia	7,585,303
18	Belgium	6,114,666
19	Finland	5,295,597
20	Hong Kong S.A.R.	4,348,865

21	Europe	3,917,297
22	Singapore	3,221,820
23	Denmark	2,893,146
24	Netherlands	2,255,190
25	Jordan	2,131,640
26	Malta	1,728,734
27	Lebanon	1,154,682
28	Portugal	1,010,524
29	Thailand	728,050
30	Greece	687,362
31	Slovenia	675,255
32	Pakistan	644,873
33	Mexico	608,391
34	Gabon	597,071
35	Czech Republic	563,325
36	Serbia	515,040
37	Cameroon	506,456
38	Poland	487,102
39	Morocco	468,123
40	Bulgaria	395,377
41	Switzerland	259,666
42	Mauritius	240,498
43	Ukraine	109,897
44	Canada	58,529
45	Luxembourg	56,574
46	Lithuania	35,205

47	Estonia	17,038
48	Latvia	9,657
49	Romania	2,575
50	Sierra Leone	2,500

Accepted Coverage Requests ?

According to Beneficiary Country - **Public Sector** ?

From 1/1 - to 30/11/2024 ?

"Descending order" ?

Order.	Beneficiary Country	Value in USD
1	China	208,518,144
2	United States	157,495,629
3	Brazil	111,612,252
4	Türkiye	86,176,871
5	United Arab Emirates	79,484,632
6	Bahrain	68,635,882
7	United Kingdom	36,300,456
8	Italy	33,066,762
9	Jordan	32,061,740
10	Spain	30,199,054
11	Tunisia	25,242,275
12	Austria	19,794,072
13	Germany	17,537,111
14	Sweden	17,162,418
15	France	15,273,181
16	Egypt	10,403,528
17	Switzerland	9,356,560
18	India	8,115,148
19	Saudi Arabia	6,598,874
20	Finland	5,295,597

21	Denmark	5,292,759
22	Hong Kong S.A.R.	4,690,978
23	Malta	4,625,608
24	Singapore	3,221,820
25	Belgium	3,046,805
26	Netherlands	2,319,681
27	Lebanon	1,116,994
28	Greece	687,362
29	Slovenia	675,255
30	Serbia	515,040
31	Morocco	468,123
32	Thailand	413,050
33	Bulgaria	380,072
34	Portugal	266,999
35	Mauritius	240,498
36	Poland	93,000
37	Canada	58,529
38	Luxembourg	56,574
39	Lithuania	35,205
40	Estonia	17,038
41	Latvia	9,657
42	Romania	2,575
43	Sierra Leone	2,500

Accepted Coverage Requests ?

Foreign Transfers - Salaries?

From 1/1 - to 30/11/2024?

"Descending order"?

Order.	Entity	Value in USD
1	Egypt Air Company	15,354,441
2	Alaman Bank for Trade and Investment	7,597,976
3	Tunisair branch	4,734,986
4	Turkish Airlines Air Transport Company	4,477,716
5	Bank of Commerce and Investment	4,137,738
6	Al Andalus Bank Company	2,238,815
7	Tadhamun Bank Company	2,060,800
8	Arab Islamic Investment Bank	1,575,585
9	(67) Salary transfers for foreigners	1,133,416
10	Tunisair Express Branch / Tunisie	920,222
11	Mediterranean Bank	801,680
12	Al Ahly Sport Club	431,769
13	Wahda Bank	260,000
14	German Airlines	160,950
15	Royal Jordanian Airlines Branch	151,678
16	Embassy of the State of Qatar	4,665

According to Beneficiary Country - Foreign Transfers (Salaries)🇵🇸

"Descending order"🇵🇸

Order.	Beneficiary Country	Value in USD
1	Egypt	15,645,288
2	Tunisia	6,278,412
3	Türkiye	4,759,552
4	United States	4,015,000
5	United Kingdom	3,569,611
6	Spain	3,262,008
7	Morocco	1,417,030
8	United Arab Emirates	1,366,153
9	India	1,208,790
10	Netherlands	1,091,215
11	China	759,094
12	Jordan	713,995
13	Mauritius	552,207
14	Malta	274,077
15	Belgium	189,120
16	France	179,406
17	Germany	160,950
18	Poland	118,950
19	Ukraine	104,245
20	Philippines	74,078
21	Mali	72,625
22	Bulgaria	67,800
23	Italy	56,630
24	Lebanon	35,330
25	Sudan	34,500
26	Uzbekistan	13,842
27	Moldova	11,864
28	Pakistan	6,000
29	Qatar	4,665