

Central Bank of Libya

Commercial Banks' Uses of Foreign Exchange

2024



Research and Statistics Department



Foreign Exchange Expenditures' Movement Analysis

2024

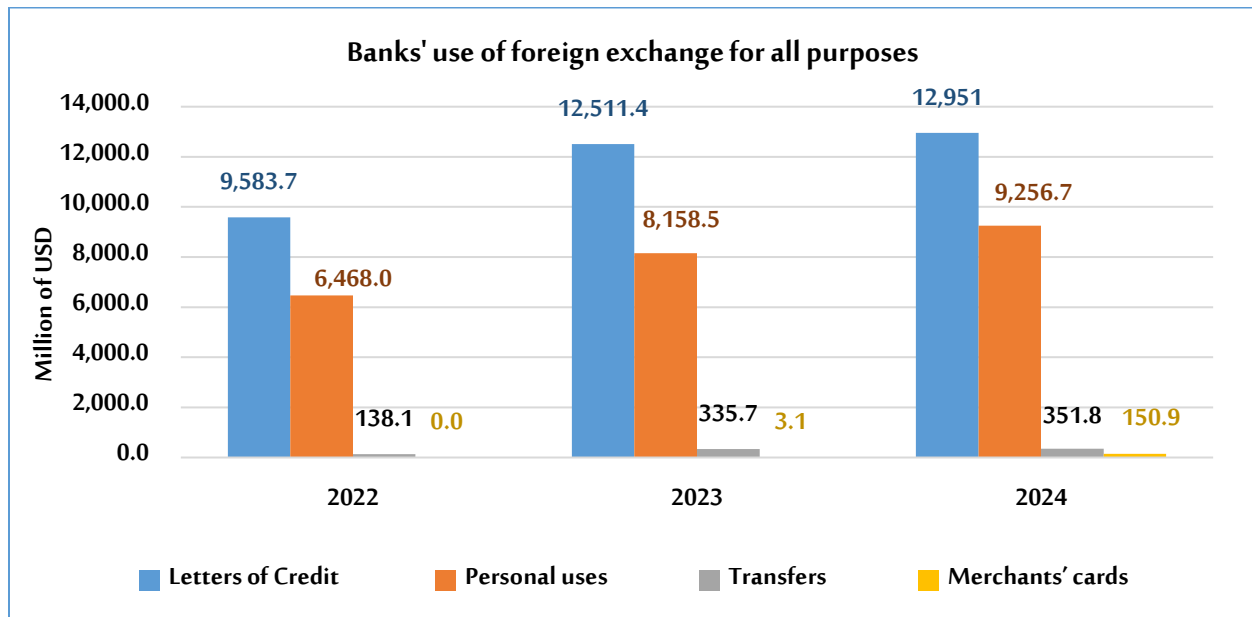
The total uses of foreign exchange by banks in 2024 amounted to about **\$22,710,153,411** compared to **\$21,008,707,177** in 2023, an increase of about **\$1,701,446,234**, or a rate of **8.1%**.

The letters of credit accounted for **57.0%** of total bank uses of foreign exchange, personal purposes accounted for **40.8%** of total bank uses of foreign exchange, while transfers accounted for only **2.2%** of total uses.

The actual banks' uses of foreign exchange for all purposes

" in USD "

Item	2023	2024	Change in value	Percentage change
Letters of Credit	12,511,393,122	12,950,711,626	439,318,504	3.5
Transfers	335,690,316	351,813,361	16,123,045	4.8
Personal uses	8,158,523,739	9,256,707,379	1,098,183,640	13.5
Merchants' cards	3,100,000	150,921,046	147,821,046	4,768.4
Total	21,008,707,177	22,710,153,411	1,701,446,234	8.1





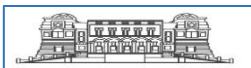
Amounts sold to banks in foreign exchange for all purposes:

According to the table below, which illustrates the values sold of foreign exchange by banks, it is clear that National Commercial Bank was the most bank purchased foreign exchange from 2024 with a market share of 17.6%, as the total amounts of foreign exchange purchased was about \$4,001,331,745, followed by Aman Bank for Trade and Investment with a market share of 16.3%, as the total amounts of foreign exchange purchased was about \$3,706,678,719, then Jumhouria Bank was in the third place with a value of \$2,415,696,911. Then Wahda Bank was ranked in fourth place with a value of \$1,927,174,736, then Nuran Bank was in fifth place with a value of \$1,905,915,339. While the Trade and Development Bank jumped from fourteenth to sixth place with a value of \$1,384,839,169. Then the following banks come in terms of relative importance in order: the United Bank, Libyan Islamic Bank, Sahara Bank, Andalus Bank, and North Africa Bank as shown in the table below, which also contains the order in which banks were in the same period of 2023.



Ranking of banks according to the total amounts sold of foreign exchange.

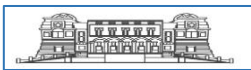
Bank	2023			2024		
	Order	Value in USD	Market Share	Order	Value in USD	Market Share
National Commercial Bank	1	2,916,536,247	13.9%	1	4,001,331,745	17.6%
Aman Bank for Trade and Investment	4	2,102,187,762	10.0%	2	3,706,678,719	16.3%
Jumhouria Bank	2	2,474,861,396	11.8%	3	2,415,696,911	10.6%
Wahda Bank	3	2,393,449,360	11.4%	4	1,927,174,736	8.5%
Nuran Bank	5	1,931,594,985	9.2%	5	1,905,915,339	8.4%
Bank of Commerce and Development	14	409,200,382	1.9%	6	1,384,839,169	6.1%
United Bank for Commerce and Investment	7	1,493,331,473	7.1%	7	1,371,841,422	6.0%
Libyan Islamic Bank	8	1,447,552,124	6.9%	8	1,302,330,302	5.7%
Sahara Bank	9	1,075,420,608	5.1%	9	856,935,930	3.8%
Andalus Bank	12	478,769,341	2.3%	10	839,089,232	3.7%
North African Bank	10	718,732,747	3.4%	11	780,230,400	3.4%
Assaray Trade and Investment Bank	13	448,530,943	2.1%	12	669,050,750	2.9%
First Gulf Libyan Bank	11	625,512,858	3.0%	13	582,892,636	2.6%
Libyan Foreign Bank	18	91,179,028	0.4%	14	214,834,243	0.9%
Yaqeen Bank	6	1,632,794,918	7.8%	15	199,852,914	0.9%
Tadhamon Bank	17	225,675,168	1.1%	16	184,227,971	0.8%
Alwaha Bank	15	252,070,056	1.2%	17	182,344,356	0.8%
Mediterranean Bank	19	60,543,786	0.3%	18	123,767,270	0.5%
Alwafa Bank	16	230,763,994	1.1%	19	34,860,529	0.2%
Arab Investment Islamic Bank	-	-	-	20	19,797,069	0.1%
National Union Bank	20	0	0.0%	21	6,461,769	0.03%
Total	-	21,008,707,177	%100.0	-	22,710,153,411	%100.0



Amounts sold to banks in foreign exchange - According to purpose.

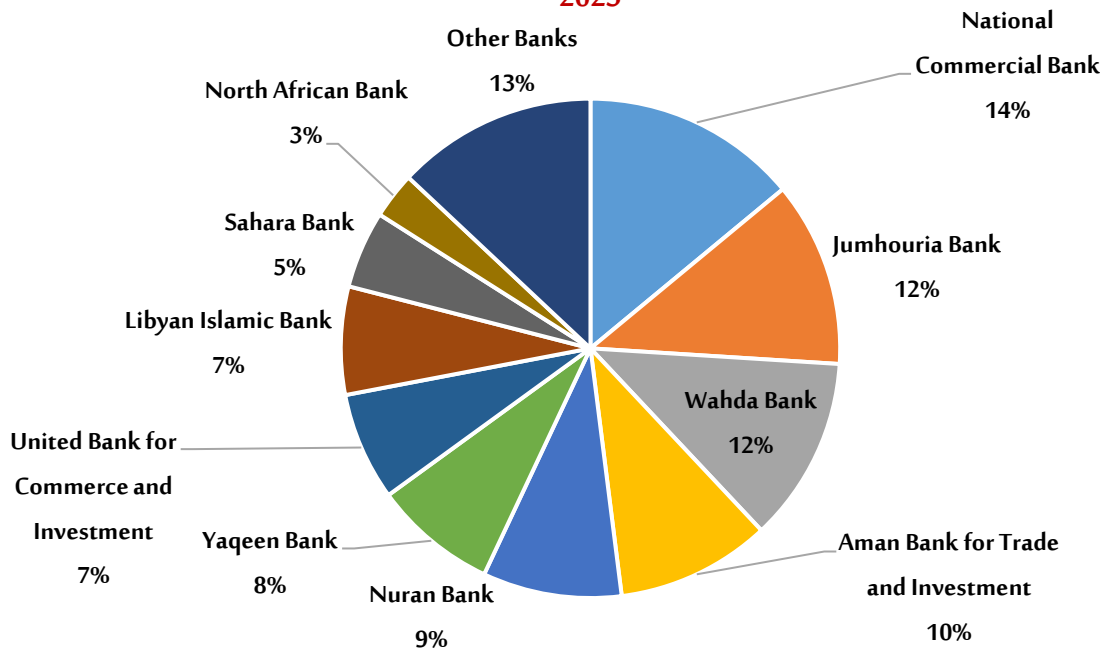
“In Millions of USD”

Order	Bank	Letters of Credit		Miscellaneous Transfers		Personal Purposes		Merchants' cards	
		2023	2024	2023	2024	2023	2024	2023	2024
-1	National Commercial Bank	1,528,139,378	2,614,290,837	5,467,410	2,484,707	1,380,729,460	1,348,456,200	2,200,000	36,100,000
-2	Aman Bank for Trade and Investment	694,166,545	1,130,290,792	5,595,690	1,884,034	1,401,625,527	2,501,540,400	800,000	72,963,493
-3	Jumhouria Bank	1,408,973,217	1,458,218,607	54,253,179	7,769,904	1,011,635,000	942,663,400	0	7,045,000
-4	Wahda Bank	2,016,011,914	973,297,775	943,419	9,896,061	376,494,027	943,980,900	0	0
-5	Nuran Bank	1,546,611,754	1,479,542,657	38,779,785	26,206,344	346,203,445	385,092,600	0	15,073,738
-6	Bank of Commerce and Development	5,700,000	586,514,894	1,977,416	81,736,675	401,522,966	715,177,600	0	1,410,000
-7	United Bank for Commerce and Investment	517,607,984	625,505,722	3,377,258	0	972,346,231	745,605,200	0	730,500
-8	Libyan Islamic Bank	1,038,436,315	892,275,788	50,926,104	22,307,814	358,189,705	387,246,700	0	500,000
-9	Sahara Bank	433,891,766	458,445,309	12,465,347	21,155,120	629,063,496	377,275,500	0	60,000
-10	Andalus Bank	424,173,656	703,270,917	8,663,874	14,168,719	45,931,812	121,649,596	0	0
-11	North African Bank	376,855,582	457,812,093	45,455,212	33,247,007	296,421,952	287,340,800	0	1,830,500
-12	Assaray Trade and Investment Bank	404,858,400	544,826,796	31,812,119	15,965,994	11,860,424	94,642,400	0	13,615,560
-13	First Gulf Libyan Bank	592,676,099	552,498,403	31,563,269	29,084,233	1,273,490	1,310,000	0	0
-14	Libyan Foreign Bank	61,879,331	134,958,943	28,422,018	79,273,800	877,680	601,500	0	0
-15	Yaqeen Bank	812,864,588	16,283,903	14,105,286	1,059,710	805,725,045	181,922,300	100,000	587,000
-16	Tadhamon Bank	225,675,168	137,322,371	0	2,060,800	0	44,844,800	0	0
-17	Alwaha Bank	145,401,797	57,623,612	1,882,932	1,977,244	104,785,327	122,743,500	0	0
-18	Mediterranean Bank	51,023,430	83,570,040	0	812,193	9,520,357	38,379,783	0	1,005,255
-19	Alwafa Bank	226,446,199	19,249,629	0	0	4,317,795	15,610,900	0	0
-20	Arab Investment Islamic Bank	0	19,074,068	0	723,001	0	0	0	0
-21	National Union Bank	0	5,838,469	0	0	0	623,300	0	0
	Total Grand	12,511,393,122	12,950,711,626	335,690,316	351,813,361	8,158,523,739	9,256,707,379	3,100,000	150,921,046



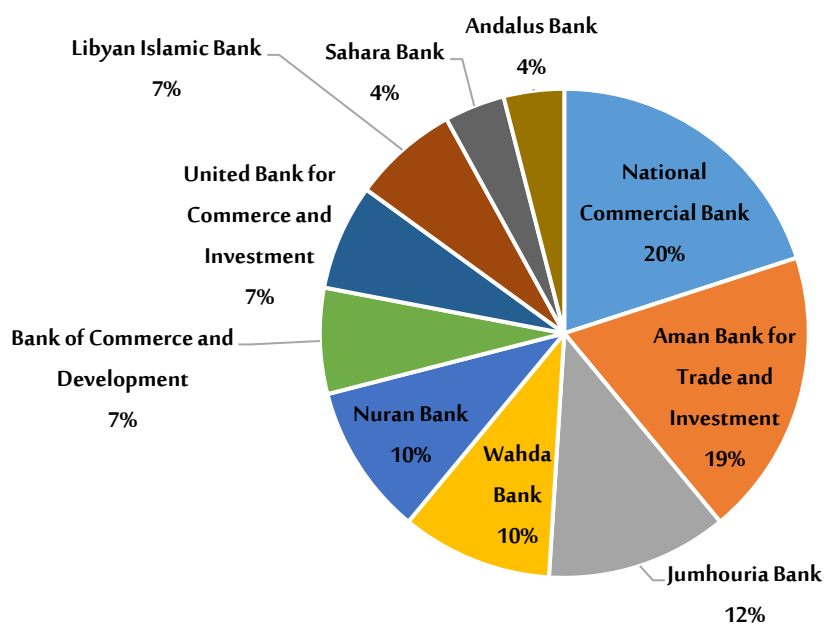
Relative importance by bank for foreign exchange uses

2023



Relative importance by bank for foreign exchange uses

2024





Accepted banks' requests to cover Letters of Credit and transfers, except for personal purposes, 2024:

The number of companies, factories, public entities, and other entities whose applications were approved to purchase foreign exchange in 2024 has reached (2,542), with a number of total requests amounting to 17,545 applications. Most of these applications were made on purpose to cover letters of credit, which were 15,345 applications, 87.5% of the total applications, as shown in the following tables:

Number of accepted applications for foreign exchange purchase - by sectors

Sectors	Number of companies, factories, or entities
Private Sector	2,314
Public Sector	44
Miscellaneous Entities	94
Total	2,452

Number of accepted applications for foreign exchange purchases by type of transfer

Transfer type	Number of requests			Total	Relative Importance %
	Private Sector	Public Sector	Banking Sector		
Letters of Credit	14,996	335	14	15,345	87.5%
Airlines Transfers	1,016	81	16	1,113	6.3%
Commercial Transfers	47	327	40	414	2.4%
Other Transfers	29	299	18	346	2.0%
Insurance Transfers	26	100	0	126	0.7%
Salary Transfers	0	0	79	79	0.5%
Industrial Transfers	98	15	0	113	0.6%
Gold Import Transfer	9	0	0	9	0.1%
Total	16,221	1,157	167	17,545	100.0%



1. Private Sector

The number of private sector companies and factories reached (2,314) whose requests for foreign exchange from banks to cover Letters of credit and other transfers were approved in 2024, where requests for the purchase of foreign exchange by the private sector to import Miscellaneous Foodstuffs ranked first of the total purchase requests during the period, constituting 25.1% of the total foreign exchange purchase requests.

As for private sector companies, Al Naseem Food Industries Company ranked first during the period. The following tables show the purchase orders for the top hundred goods or services, as well as purchase orders according to the most important hundred companies in 2024.

Purchase orders for the top fifty goods or services - Private sector

2024

"Descending order "

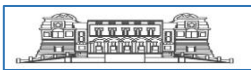
Order.	Company or factory	Value in USD	Relative Importance %
1	Miscellaneous Food Commodities	3,072,357,145	25.1%
2	Production and Operation Supplies	2,667,403,042	21.8%
3	Transportation, tires, batteries and spare parts	824,748,714	6.7%
4	Building Materials and Construction Supplies	788,110,979	6.4%
5	Feeds	610,950,219	5.0%
6	Electronic Equipment	556,315,481	4.5%
7	Machinery and Equipment	541,187,617	4.4%
8	Live and frozen meat	502,226,617	4.1%
9	Essential Commodity Production Requirements	481,874,910	3.9%
10	Medicines	359,480,368	2.9%
11	Agricultural	278,603,714	2.3%
12	Household and Household Electrical	242,330,195	2.0%
13	Milk, diapers and baby food	191,675,225	1.6%
14	Sanitary materials	123,886,166	1.0%
15	Milk	117,061,721	1.0%
16	Cheeses	95,724,394	0.8%
17	Burniq Air requests	87,455,986	0.7%



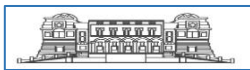
18	Airlines Transfers	70,417,129	0.6%
19	Clothing and Shoes	69,940,488	0.6%
20	Hygienic materials	64,201,355	0.5%
21	Furniture	53,838,800	0.4%
22	Various navigational services	53,629,231	0.4%
23	ICT Services	49,904,329	0.4%
24	Agricultural	49,850,767	0.4%
25	Production and Operation Services	43,362,966	0.4%
26	Stationery	33,769,301	0.3%
27	Fruits and Vegetables	25,960,357	0.2%
28	Special requests for Libyan Wings Company	24,432,066	0.2%
29	Miscellaneous	24,099,182	0.2%
30	Cleaning materials	22,241,635	0.2%
31	Ghee	18,282,717	0.1%
32	Tobacco of all kinds and accessories	18,154,000	0.1%
33	Gold Import Transfer	16,065,986	0.1%
34	Veterinary Medicines	15,997,255	0.1%
35	Libyan Express Air Transport Company	12,323,985	0.1%
36	Fish and Marines	8,829,310	0.1%
37	Butter	5,551,801	0.0%
38	Oya Airlines expenses	4,980,327	0.0%
39	Carpets and Textiles	4,024,983	0.0%
40	Other Goods	3,031,981	0.0%
41	MedSky Airways Company requests	2,161,801	0.0%
42	Medical	1,980,639	0.0%
43	Ghadames Airlines Company	1,917,015	0.0%
44	Iron and steel plant operating requirements	1,669,833	0.0%
45	Insurance Companies Transfers	820,460	0.0%
46	Goods for public services	641,962	0.0%
47	(GS1) System subscription fees	610,500	0.0%
48	Costs of tourist services	565,391	0.005%
49	Port Operating Supplies	175,517	0.001%
50	Visa fees costs	76,485	0.001%

**Purchase orders by the most important hundred companies - Private sector****2024****"Descending order"**

Order.	Company or factory	Value in USD
1	Nasim for Food Industries	176,347,296
2	Al-Sharq Al-Libi for Mills, Feed, and Rice Mills	145,782,937
3	Wadi Al-Kuf for Mills, Feed, and Rice Mills	142,447,308
4	Al-Libya United for Beverage Packaging	127,406,795
5	Ryan for Mills and Feed	123,301,210
6	Toyota Libya for Car Sales, Spare Parts, Import, and Export	119,259,068
7	Al-Jid for Importing Foodstuffs	107,302,306
8	Berniq Airways	103,032,459
9	Al-Binaa Al-Taqni for Importing Building Materials	98,890,596
10	Osoul Al-Taqnia for Electronics and Electrical Equipment Manufacturing	98,167,089
11	Drob Libya for Importing Transport Means and Accessories	96,120,316
12	A'ali Al-Andalus for Food Industries	95,218,080
13	Al-Saraya Al-Raqiya for Importing Foodstuffs, Vegetables, Fresh Fruits, Livestock, and Meat	90,241,978
14	Africa for Beverage Packaging	89,705,238
15	Al-Wasl Al-Muneer for Importing Foodstuffs, Livestock, and Meat	86,073,543
16	Al-Mabrouka for Importing Foodstuffs	75,335,242
17	Shiryani Al-Hayat for Importing Feed and Supplements, Agricultural Equipment, Animal Seeds, and Grain Grinding	75,000,000
18	Majmout Al-Imtiaz for Importing Transport Means and Accessories	72,836,707
19	Al-Shams Al-Satia for Food Industries	72,595,275
20	Sama Al-Libiya for Importing Foodstuffs, Livestock, and Meat	70,816,371
21	Al-Mamoura for Food Industries, Mills, and Feed	70,733,342
22	Al-Libiya Al-Kubra for Semolina and Flour Production	68,811,427
23	Judy for Food Industries	68,372,087
24	Jabal Al-Kuf for Importing Cars and Spare Parts	64,325,413
25	Al-Jahiza for Importing Foodstuffs	64,049,000
26	Al-Ra'idon Majmout for Building Materials Manufacturing	62,765,974
27	Al-Maher aldawali for Mills and Feed	62,754,653
28	Asariya Al-Dhahabiya for Importing Foodstuffs	61,947,129



29	Basmat Al-Jawda for Importing Foodstuffs, Livestock, and Meat	60,584,949
30	Yald for Importing Foodstuffs	59,830,915
31	Al-Zarqa Al-Dawliya for Food Industries	59,797,804
32	Alfa for Importing Medicines, Medical Equipment, Pharmaceuticals, and Mother and Child Products	59,183,779
33	Al-Mira for Food Industries	58,449,217
34	Al-Rihan for Food Manufacturing	57,059,294
35	Al-Jawda Al-Alamia Al-Oula for Feed Manufacturing, Flour Mills, and Food Industries	56,896,906
36	Al-Jibal for Feed Manufacturing	54,021,348
37	Al-Daqa Al-Dhahabiya for Food Industries	51,718,549
38	A'ros Al-Bayda for Importing Fish and Meat under Akakus Holding Company	51,124,450
39	Al-Jid for Food Industries	50,564,261
40	Khayrat Al-Ayadi for Importing Foodstuffs	50,327,500
41	Jawdat Al-Mawsem for Importing Foodstuffs	48,931,500
42	Majmout alibya for Oil and Energy Services	48,620,320
43	Omega for Chemical Industries and Packaging Materials	47,529,240
44	Al-Thamarat Al-Libya for Importing Foodstuffs	46,800,245
45	Al-Shorouk Al-Alami for Food Industries	46,301,080
46	Tarables Al-Kubra for Tomato Production and Food Packaging	45,836,880
47	Al-Salam for Food Industries	45,168,006
48	Al-Ajnaha Al-Libya for Aviation Public Shareholding Company	44,745,539
49	Mafatih Al-Khayr for Importing Electrical Devices, Spare Parts, Electronics, and Accessories	44,162,268
50	Al-Ibda'a for Manufacturing Cleaners, Soaps, and Related Products	43,685,910
51	Tajoura Al-Hayat for Food Industries	43,040,143
52	Al-Quds for Manufacturing Plastic Tanks and Pipes	42,986,560
53	Al-Wisam Al-Dhahabi for Flour Production, Mills, Feed, and Rice Mills	41,176,565
54	Beta Factory for Cleaning Materials Manufacturing	40,883,550
55	Bustan Libya for Importing Foodstuffs, Livestock, and Meat	40,653,483
56	Firdas for Pasta and Couscous Production	40,420,518
57	Al-Mamoura for Agricultural and Animal Investment	40,242,653
58	Al-Imtiaz Majmout for Mills, Rice Mills, and Vegetable Oil Packaging	39,879,550
59	Riada for Chemical Industries and Raw Materials	39,686,010
60	Al-Mabrouka for Food Industries	39,673,315
61	Adwaa Al-Nayzak for Importing Electronics and Accessories	39,666,447
62	Tamr Hind for Importing Cars and Spare Parts	39,374,702
63	Bashayer Al-Zahra for Food Industries and Soft Drinks Production	38,876,571



64	Al-Rafiq Al-Amtal for Building Materials Manufacturing	38,374,792
65	Anam Libya for Importing Feed and Supplements	37,985,150
66	Al-Imtiaz Majmout for Importing Raw Materials	37,898,158
67	Al-Sawahil Al-Dhahabiya for Importing Foodstuffs	35,212,217
68	Lamsat Al-Hayat for Importing Medical Equipment, Medicines, Pharmaceuticals, and Mother and Child Products	35,114,279
69	Al-Ayah for Importing Foodstuffs	34,864,990
70	Al-Sadd Al-Jadid for Feed Production and Its Derivatives	34,192,895
71	Adri for Importing Transport Means and Accessories	33,978,381
72	Al-Sahil for Importing Livestock and Meat	33,296,452
73	Al-Istithmariya for Engineering Industries and Metal Forming	32,874,766
74	Global for Manufacturing Building Materials, Paints, Putty, Plastics, and Raw Materials	32,364,120
75	Adraj Al-Binaa for Building Materials Manufacturing	31,975,448
76	Tariq Al-Qara for Importing Foodstuffs	31,911,998
77	Ishraqat Al-Amal for Agricultural and Animal Investment and Poultry Farming	31,898,563
78	Adwaa Africa for Importing Foodstuffs, Livestock, and Meat	31,665,324
79	Al-Madhak Al-Tayyib for Importing Foodstuffs, Livestock, and Meat	31,514,923
80	Watan Al-Majd for Importing Foodstuffs	31,310,092
81	Al-Mara'i Al-Khasbah for Mills, Feed, and Rice Mills	30,574,103
82	Al-Sadd Al-Haditha for Mills, Feed Production, and Pasta Manufacturing	30,439,122
83	Al-Muwashi Al-Hayya Majmout for Importing Foodstuffs, Livestock, and Meat	30,345,200
84	Al-Naj' Al-Kabir for Importing Foodstuffs, Livestock, and Meat	30,059,605
85	Al-Usala Al-Dhahabiya for Mills and Rice Mills	30,032,680
86	Onyx for Manufacturing Building Materials, Paint, Putty, Plastics, and Raw Materials	29,397,200
87	Lamsa for General Contracting and Real Estate Investment, affiliated with Akakus Holding	29,292,900
88	Al-Mamoura for Importing and Distributing Foodstuffs	28,616,261
89	Ajwad Al-Muharikat for Importing Cars	27,826,985
90	Al-Masoubat for Manufacturing Building Materials	27,751,713
91	Nouk Libya for Importing Livestock and Meat	27,371,679
92	Al-Taqniah Al-Khadra for Importing Electrical Devices and Electronics	27,234,902
93	Al-Taif for Importing Foodstuffs	27,121,867
94	Ibtihaj Al-Tabi'a for Importing Foodstuffs	26,956,066
95	Al-Ta'awon Factory for Feed Production	26,897,900
96	Carthage for Food Industries	26,325,025
97	Aramco Factory for Paint Manufacturing	26,135,200



98	Al-Mateen Al-Awwal for Importing Cars and Spare Parts	25,646,000
99	Al-Turuq Al-Haditha for Asphalt Manufacturing and Insulation Materials	25,449,301
100	Al-Kimya for Manufacturing Building Materials, Paint, Plastics, and Raw Materials	25,072,000

Banks' requests for letters of credits and remittances - Private sector

(By most important beneficiary countries)

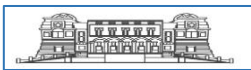
The table below shows the values of banks' foreign exchange orders by beneficiary countries in 2024 of the private sector, according to the table 20.8% of bank transfers to cover letters of credit or other transfers were to Türkiye, The United Arab Emirates ranked second with 14.4%, then Egypt and Switzerland with 12.5%, and 7.3% respectively. The following table shows the top twenty beneficiary countries.

Banks' requests for letters of credit and transfers - Private Sector

(according to the most important beneficiary countries)

2024

Order.	Beneficiary Country	Value in USD	Relative Importance %
1	Türkiye	2,541,553,797	20.8%
2	United Arab Emirates	1,763,360,622	14.4%
3	Egypt	1,530,533,031	12.5%
4	Switzerland	899,664,672	7.3%
5	United Kingdom	697,614,452	5.7%
6	China	577,350,993	4.7%
7	Italy	515,326,645	4.2%
8	Tunisia	448,333,202	3.7%
9	Canada	390,270,120	3.2%
10	Spain	337,150,334	2.8%
11	Jordan	221,798,270	1.8%
12	Austria	186,722,673	1.5%
13	Thailand	166,260,633	1.4%
14	Netherlands	159,017,250	1.3%
15	Japan	158,986,142	1.3%
16	France	154,748,523	1.3%
17	Germany	152,312,897	1.2%



18	South Korea	147,780,456	1.2%
19	Slovakia	83,505,614	0.7%
20	New Zealand	79,249,125	0.6%

Banks' requests for letters of credit and transfers - Private sector

(According to the most important countries of origin of goods or services)

The table below shows the values of banks' foreign exchange orders by country of origin of goods or services during 2024 of the private sector. The goods and services of Turkish origin ranked first and accounted for **19.3%** of the total accepted purchase orders, imports of goods and services of Egypt origin were second attributed to **14.9%** of the total. While, goods and services of Chinese origin ranked third and accounted for **10.3%**, and goods and services of Russian origin represented **6.4%** of the total. The goods and services of Brazilian origin accounted for **4.9%** of the total. The following table shows the twenty most important countries of origin for goods or services.

Banks' requests for letters of credit and transfers - Private sector

(According to the most important countries of origin of goods or services)

2024

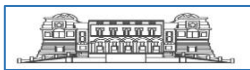
Order.	Country of origins	Value in USD	Relative Importance %
1	Türkiye	2,359,122,468	19.3%
2	Egypt	1,820,237,335	14.9%
3	China	1,260,357,867	10.3%
4	Russian Federation	788,746,276	6.4%
5	Brazil	597,408,284	4.9%
6	Italy	581,326,451	4.7%
7	India	558,507,352	4.6%
8	Tunisia	384,714,123	3.1%
9	Ukraine	351,154,041	2.9%
10	Spain	262,953,686	2.1%
11	Thailand	261,664,561	2.1%



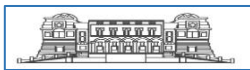
12	Germany	225,244,959	1.8%
13	Argentina	215,795,083	1.8%
14	United Arab Emirates	193,874,838	1.6%
15	France	186,761,356	1.5%
16	Netherlands	162,210,640	1.3%
17	Saudi Arabia	145,494,526	1.2%
18	United States	142,317,761	1.2%
19	Belgium	139,851,089	1.1%
20	Ireland	129,936,113	1.1%

2. Public Sector

The number of public sector entities whose applications for foreign exchange to cover letters of credit and other transfers were approved reached **44 entities** during 2024, where the Iron and Steel Factory's requirements ranked first of the total purchase orders during the period, as it constituted **42.9%** of the total foreign exchange purchase requests, while the Communications and IT Services ranked the second place in terms of relative importance to constitute about **10.4%**. Therefore, the Libyan Iron and Steel Company ranked first, as its accepted requests for the purchase of foreign exchange recorded about **\$505.6 Million**, followed by Libyana Mobile Phone Company with total acceptable requests of **\$129.2 million**, and the following tables show requests for the purchase of goods or services as well as purchase orders by public entities during 2024.

**Purchase orders by commodity or service - public sector****2024****"Descending order"**

Order.	Goods or Services	Value in USD	Relative Importance %
1	Libyan Iron and Steel Company Requirements	480,992,382	42.9%
2	Communications and IT Services	116,428,166	10.4%
3	Production and operation requirements	115,615,991	10.3%
4	Requests of Transportation Projects Board	64,300,000	5.7%
5	Libyana Mobile Phone Company Requests	60,800,992	5.4%
6	Aletihad Alarabee Contracting Company	41,119,610	3.7%
7	Machinery and Equipment	39,481,240	3.5%
8	Port Operating Requirements	34,498,170	3.1%
9	Almadar Aljadid	33,474,601	3.0%
10	Airline Transfers	27,854,844	2.5%
11	Libya Telecom and Technology Company	19,409,422	1.7%
12	Al Ahlia Cement Company J.S.C	15,375,868	1.4%
13	Libya Insurance Company Transfers	11,863,650	1.1%
14	Miscellaneous Foodstuffs	8,064,000	0.7%
15	Afriqiyah Airways	7,934,218	0.7%
16	Building Materials and Construction Supplies	5,925,969	0.5%
17	Housing Projects Authority Requests	5,721,046	0.5%
18	Foodstuffs	4,317,050	0.4%
19	Libyan Airlines Requirements	3,913,537	0.3%
20	Port operation and maintenance requirements	3,896,092	0.3%
21	Production and Operation Services	3,432,984	0.3%
22	Awqaf General Authority and Islamic Affairs	2,108,454	0.2%
23	Miscellaneous	2,059,389	0.2%
24	Electronic Devices	1,948,376	0.2%
25	Transportation, tires, batteries and spare parts	1,552,577	0.1%
26	Goods for public services	1,511,525	0.1%
27	General Company for Importing Security Goods	1,465,100	0.1%
28	Libyan Ports Company	1,380,765	0.1%
29	General Electricity Company Requirements	1,298,479	0.1%
30	Training Course Transfers	1,144,916	0.1%



31	Social Welfare Fund	722,408	0.1%
32	Moamalat Financial Services Company Requirements	310,977	0.03%
33	Household and Household Electrical	172,693	0.02%
34	Medical Treatment Transfers	128,760	0.01%
35	Agricultural	76,250	0.01%
36	Hatef Libya Company Operating Supplies	15,178	0.001%
37	Insurance Companies Requests	6,624	0.001%

Purchase orders by entities - **Public Sector**

2024

"Descending order"

Order.	Entity Name	Value in USD
1	Libyan Iron and Steel Company	505,554,301
2	Libyana Mobile Phone Company	129,163,407
3	National Development Agency	94,302,326
4	Administrative Centres Development Authority	68,847,050
5	Almadar Aljadid Company	50,995,583
6	Aletihad Alarabee Contracting Company J.S.C	46,087,540
7	Misurata Free Zone	43,687,086
8	Afriqiyah Airways	29,924,484
9	Al Ahlia Cement Company J.S.C	26,547,796
10	Libya Telecom and Technology Company J.S.C	25,472,784
11	Libya Insurance Company	13,911,483
12	Tatweer Industrial Investment Company	11,968,000
13	Libyan Post Telecommunications & Information Technology Company	11,600,686
14	Libyan International Telecommunications Company	10,345,125
15	Hatef Libya Company	9,909,761
16	Libyan Ports Company	7,031,614
17	Libyan Airlines	6,439,118
18	Housing and Utilities Projects Implementation Authority	5,721,046
19	Libyan Authority for Scientific Research	3,138,004
20	Alenma Electric Investment Company	2,447,702
21	Al-Manhaj Printing and Publishing Company	1,945,321
22	Electrical Industries Company	1,880,480



23	Al-Moalej Al-Hakim Medical Services Company	1,523,660
24	Tatweer Industrial Investment Company	1,501,155
25	General Company for Importing Security Goods	1,465,100
26	Libyan Federation of Insurance Companies	1,357,789
27	Awqaf General Authority and Islamic Affairs	2,108,454
28	Libyan Academy for Communications and Informatics Company	1,087,712
29	Public Company for General Cleaning Services Tripoli	892,000
30	National Center for Meteorology	768,951
31	Social Welfare Fund at the Ministry of Interior	722,408
32	Moamalat Financial Services Company	629,977
33	Trucks and Buses Company	429,199
34	Atheqaa Company for Meat and Food Import Joint Stock	413,050
35	Construction and Maintenance Authority of Ports and Fishing Harbors	139,741
36	University of Benghazi	85,429
37	The Agricultural and Animal Projects Development and Investment Authority	76,250
38	Aljeel Aljadeed for Technology Company	50,144
39	Public Health Insurance Fund	50,000
40	Tatweer Real Estate and Tourism Investment Company	48,285
41	Libyan Capital Market Authority	20,000
42	Libya Post Company	15,178
43	Insurance Supervisory Authority	10,500
44	Anamaa Allebeyah Insurance Company J.S.C	6,624



3. Miscellaneous:

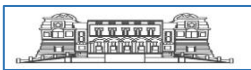
Accepted Coverage Requests

Foreign Transfers - Salaries

From 1/1 - to 31/12/2024

"Descending order"

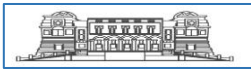
Order.	Entity	Value in USD
1	Egypt Air Company	29,336,636
2	Alaman Bank for Trade and Investment	7,597,976
3	Tunisair branch	5,655,208
4	Turkish Airlines Air Transport Company	4,477,716
5	Bank of Commerce and Investment	4,137,738
6	Al Andalus Bank Company	2,238,815
7	Tadhamun Bank Company	2,060,800
8	Arab Islamic Investment Bank	1,575,585
9	(79) Salary transfers for foreigners	1,293,931
10	Mediterranean Bank	801,680
11	Al Ahly Sport Club	431,769
12	Wahda Bank	260,000
13	German Airlines	160,950
14	Royal Jordanian Airlines Branch	151,678
15	Sahara Bank	21,329
16	Embassy of the State of Qatar	4,665



According to Beneficiary Country - Foreign Transfers (Salaries)

"Descending order"

Order.	Beneficiary Country	Value in USD
1	Egypt	29,646,983
2	Tunisia	6,278,412
3	Türkiye	4,759,552
4	United States	4,015,000
5	United Kingdom	3,569,611
6	Spain	3,262,008
7	Morocco	1,417,030
8	United Arab Emirates	1,366,153
9	India	1,248,790
10	Netherlands	1,091,215
11	China	759,094
12	Jordan	713,995
13	Mauritius	552,207
14	Malta	274,077
15	Belgium	189,120
16	France	184,235
17	Germany	160,950
18	Ukraine	128,626
19	Poland	118,950
20	Philippines	93,478
21	Mali	72,625
22	Bulgaria	67,800
23	Pakistan	67,500
24	Italy	56,630
25	Lebanon	35,330
26	Sudan	34,500
27	Uzbekistan	20,342
28	Moldova	11,864
29	Bangladesh	5,734
30	Qatar	4,665



Appendices

Accepted coverage requests for all sectors in 2024:

- List of all beneficiary companies and factories
- Purchase Orders by Goods or Services
- Purchase orders by country of origin of goods or services and the beneficiary country.

Accepted Coverage Requests
List of all Companies and Factories - Private Sector
From 1/1 - to 31/12/2024

"Descending order"

Order.	Company or factory	Value in USD
1	Nasim for Food Industries	176,347,296
2	Al-Sharq Al-Libi for Mills, Feed, and Rice Mills	145,782,937
3	Wadi Al-Kuf for Mills, Feed, and Rice Mills	142,447,308
4	Al-Libya United for Beverage Packaging	127,406,795
5	Ryan for Mills and Feed	123,301,210
6	Toyota Libya for Car Sales, Spare Parts, Import, and Export	119,259,068
7	Al-Jid for Importing Foodstuffs	107,302,306
8	Berniq Airways	103,032,459
9	Al-Binaa Al-Taqni for Importing Building Materials	98,890,596
10	Osoul Al-Taqnia for Electronics and Electrical Equipment Manufacturing	98,167,089
11	Drob Libya for Importing Transport Means and Accessories	96,120,316
12	A'ali Al-Andalus for Food Industries	95,218,080
13	Al-Saraya Al-Raqiya for Importing Foodstuffs, Vegetables, Fresh Fruits, Livestock, and Meat	90,241,978
14	Africa for Beverage Packaging	89,705,238
15	Al-Wasl Al-Muneer for Importing Foodstuffs, Livestock, and Meat	86,073,543
16	Al-Mabrouka for Importing Foodstuffs	75,335,242
17	Shiryani Al-Hayat for Importing Feed and Supplements, Agricultural Equipment, Animal Seeds, and Grain Grinding	75,000,000
18	Majmout Al-Imtiaz for Importing Transport Means and Accessories	72,836,707
19	Al-Shams Al-Satia for Food Industries	72,595,275
20	Sama Al-Libiya for Importing Foodstuffs, Livestock, and Meat	70,816,371
21	Al-Mamoura for Food Industries, Mills, and Feed	70,733,342
22	Al-Libiya Al-Kubra for Semolina and Flour Production	68,811,427
23	Judy for Food Industries	68,372,087
24	Jabal Al-Kuf for Importing Cars and Spare Parts	64,325,413
25	Al-Jahiza for Importing Foodstuffs	64,049,000
26	Al-Ra'idon Majmout for Building Materials Manufacturing	62,765,974
27	Al-Maher aldawali for Mills and Feed	62,754,653
28	Asariya Al-Dhahabiya for Importing Foodstuffs	61,947,129
29	Basmat Al-Jawda for Importing Foodstuffs, Livestock, and Meat	60,584,949
30	Yald for Importing Foodstuffs	59,830,915

31	Al-Zarqa Al-Dawliya for Food Industries	59,797,804
32	Alfa for Importing Medicines, Medical Equipment, Pharmaceuticals, and Mother and Child Products	59,183,779
33	Al-Mira for Food Industries	58,449,217
34	Al-Rihan for Food Manufacturing	57,059,294
35	Al-Jawda Al-Alamia Al-Oula for Feed Manufacturing, Flour Mills, and Food Industries	56,896,906
36	Al-Jibal for Feed Manufacturing	54,021,348
37	Al-Daqa Al-Dhahabiya for Food Industries	51,718,549
38	A'ros Al-Bayda for Importing Fish and Meat under Akakus Holding Company	51,124,450
39	Al-Jid for Food Industries	50,564,261
40	Khayrat Al-Ayadi for Importing Foodstuffs	50,327,500
41	Jawdat Al-Mawsem for Importing Foodstuffs	48,931,500
42	Majmout alibya for Oil and Energy Services	48,620,320
43	Omega for Chemical Industries and Packaging Materials	47,529,240
44	Al-Thamarat Al-Libya for Importing Foodstuffs	46,800,245
45	Al-Shorouk Al-Alami for Food Industries	46,301,080
46	Tarables Al-Kubra for Tomato Production and Food Packaging	45,836,880
47	Al-Salam for Food Industries	45,168,006
48	Al-Ajnaha Al-Libya for Aviation Public Shareholding Company	44,745,539
49	Mafatih Al-Khayr for Importing Electrical Devices, Spare Parts, Electronics, and Accessories	44,162,268
50	Al-Ibda'a for Manufacturing Cleaners, Soaps, and Related Products	43,685,910
51	Tajoura Al-Hayat for Food Industries	43,040,143
52	Al-Quds for Manufacturing Plastic Tanks and Pipes	42,986,560
53	Al-Wisam Al-Dhahabi for Flour Production, Mills, Feed, and Rice Mills	41,176,565
54	Beta Factory for Cleaning Materials Manufacturing	40,883,550
55	Bustan Libya for Importing Foodstuffs, Livestock, and Meat	40,653,483
56	Firdas for Pasta and Couscous Production	40,420,518
57	Al-Mamoura for Agricultural and Animal Investment	40,242,653
58	Al-Imtiaz Majmout for Mills, Rice Mills, and Vegetable Oil Packaging	39,879,550
59	Riada for Chemical Industries and Raw Materials	39,686,010
60	Al-Mabrouka for Food Industries	39,673,315
61	Adwaa Al-Nayzak for Importing Electronics and Accessories	39,666,447
62	Tamr Hind for Importing Cars and Spare Parts	39,374,702
63	Bashayer Al-Zahra for Food Industries and Soft Drinks Production	38,876,571
64	Al-Rafiq Al-Amtal for Building Materials Manufacturing	38,374,792
65	Anam Libya for Importing Feed and Supplements	37,985,150
66	Al-Imtiaz Majmout for Importing Raw Materials	37,898,158
67	Al-Sawahil Al-Dhahabiya for Importing Foodstuffs	35,212,217

68	Lamsat Al-Hayat for Importing Medical Equipment, Medicines, Pharmaceuticals, and Mother and Child Products	35,114,279
69	Al-Ayah for Importing Foodstuffs	34,864,990
70	Al-Sadd Al-Jadid for Feed Production and Its Derivatives	34,192,895
71	Adri for Importing Transport Means and Accessories	33,978,381
72	Al-Sahil for Importing Livestock and Meat	33,296,452
73	Al-Istithmariya for Engineering Industries and Metal Forming	32,874,766
74	Global for Manufacturing Building Materials, Paints, Putty, Plastics, and Raw Materials	32,364,120
75	Adraj Al-Binaa for Building Materials Manufacturing	31,975,448
76	Tariq Al-Qara for Importing Foodstuffs	31,911,998
77	Ishraqat Al-Amal for Agricultural and Animal Investment and Poultry Farming	31,898,563
78	Adwaa Africa for Importing Foodstuffs, Livestock, and Meat	31,665,324
79	Al-Madhak Al-Tayyib for Importing Foodstuffs, Livestock, and Meat	31,514,923
80	Watan Al-Majd for Importing Foodstuffs	31,310,092
81	Al-Mara'i Al-Khasbah for Mills, Feed, and Rice Mills	30,574,103
82	Al-Sadd Al-Haditha for Mills, Feed Production, and Pasta Manufacturing	30,439,122
83	Al-Muwashi Al-Hayya Majmout for Importing Foodstuffs, Livestock, and Meat	30,345,200
84	Al-Naj' Al-Kabir for Importing Foodstuffs, Livestock, and Meat	30,059,605
85	Al-Usala Al-Dhahabiya for Mills and Rice Mills	30,032,680
86	Onyx for Manufacturing Building Materials, Paint, Putty, Plastics, and Raw Materials	29,397,200
87	Lamsa for General Contracting and Real Estate Investment, affiliated with Akakus Holding	29,292,900
88	Al-Mamoura for Importing and Distributing Foodstuffs	28,616,261
89	Ajwad Al-Muharrikat for Importing Cars	27,826,985
90	Al-Masoubat for Manufacturing Building Materials	27,751,713
91	Nouk Libya for Importing Livestock and Meat	27,371,679
92	Al-Taqnia Al-Khadra for Importing Electrical Devices and Electronics	27,234,902
93	Al-Taif for Importing Foodstuffs	27,121,867
94	Ibtihaj Al-Tabi'a for Importing Foodstuffs	26,956,066
95	Al-Ta'awon Factory for Feed Production	26,897,900
96	Carthage for Food Industries	26,325,025
97	Aramco Factory for Paint Manufacturing	26,135,200
98	Al-Mateen Al-Awwal for Importing Cars and Spare Parts	25,646,000
99	Al-Turuq Al-Haditha for Asphalt Manufacturing and Insulation Materials	25,449,301
100	Al-Kimya for Manufacturing Building Materials, Paint, Plastics, and Raw Materials	25,072,000
101	Al-Nil Al-Arabi for Oil Services	24,600,226
102	Al-Muttahida Al-Arabiya for Manufacturing Cleaning Materials	24,451,800
103	Neptune for Manufacturing Paint and Putty	24,435,900

104	Lamar Benghazi for Manufacturing Plastics	24,425,278
105	Gargar for Agricultural and Animal Investment	24,331,257
106	Al-Kout Al-Jadid for Importing Heavy Machinery, Equipment, Spare Parts, and Factory Equipment	24,078,694
107	General for Manufacturing Building Materials, Paint, Plastics, and Raw Materials	23,929,500
108	Gamma Factory for Manufacturing Plastics	23,479,322
109	Jisr Al-Khaleej for Importing Livestock and Meat	23,021,635
110	Al-Fakhama Majmout for Metal Smelting and Shaping	22,752,079
111	Al-Libya Al-Jadida for Manufacturing Metals	22,673,079
112	Al-Ghitha Al-Sahhi for Importing Foodstuffs	22,593,014
113	Super for Manufacturing Building Materials, Paint, Plastics, and Raw Materials	22,397,400
114	Asasat Al-Emara for Manufacturing Building Materials	22,371,735
115	Al-Hayblou Al-Alami for Shipping Agencies	22,223,135
116	SASS for Manufacturing Building Materials, Paint, Plastics, and Raw Materials	21,960,700
117	Al-Qaysar for Manufacturing Cleaning Materials	21,813,125
118	Al-Qala'a Al-Mut'alaqa for Manufacturing Building Materials, Paint, Plastics, and Raw Materials	21,652,350
119	Al-Qala'a Al-Haditha for Manufacturing Building Materials and Plastics	21,636,150
120	Polizan for Manufacturing Paint, Putty, and Chemicals	21,145,500
121	Al-Ameen for Manufacturing Cleaning Materials	21,098,442
122	Al-Amana for Importing Mother and Child Products	21,093,034
123	Al-Omran for Importing Cars and Spare Parts	21,043,810
124	Lamsa for Food Industries	20,923,500
125	Hadrian for Importing Foodstuffs (Limited)	20,812,250
126	Mawasim Al-Khayr for Feed Production, affiliated with Al-Noor Holding Majmout	20,761,891
127	Marib for Importing Foodstuffs and Vegetables	20,387,000
128	Al-Khaleejyah Factory for Manufacturing Water and Oil Plant Accessories	20,283,732
129	Al-Sahh Al-Akhdar for Mills and Feed Production	20,231,082
130	Konoz Libya for Mills, Feed, and Rice Mills	20,112,805
131	Mersin for Importing Household and Electrical Appliances	19,920,268
132	Sama Al-Mara'i for Mills, Feed Production, and Rice Mills	19,862,057
133	Al-Ilmiya for Importing Medicines, Pharmaceuticals, and Mother and Child Products	19,801,325
134	Al-Atarij for Importing Electronics, Electrical Devices, and Mobile Phones	19,522,198
135	Irsaa Al-Imaar for Manufacturing Electrical Materials	19,518,509
136	Ard Al-Ata'a for Food Industries (Limited)	19,455,053
137	Al-Mamoura Al-Oula for Importing Foodstuffs	19,394,548
138	Al-Tanmia Al-Haditha for Manufacturing Iron Industries	19,085,654
139	Al-Hisn Al-Mateen for Manufacturing Iron Industries	18,975,862
140	Al-Wisal Al-Libya for Mills and Feed Production	18,972,011

141	Al-Salwa for Food Industries, Water Technology, and Plastic Manufacturing	18,900,483
142	Al-Ufuq for Importing Mother and Child Products	18,810,596
143	Al-Duwali for Manufacturing Building Materials, Paint, Plastics, and Raw Materials	18,691,050
144	Al-Nakhwa Al-Libya for Importing Foodstuffs	18,647,494
145	Al-Imtiaz Al-Jadida for Importing Transport Means and Accessories	18,628,097
146	Al-Turab Al-Libi for Importing Foodstuffs and Livestock	18,488,665
147	Al-Mawra Majmout for Mills, Feed, and Rice Mills	18,447,737
148	Al-Nafitha Al-Sihiya for Importing Medical Equipment and Supplies	18,432,027
149	Al-Ruwad Al-Alamiya for Importing Transport Means and Accessories (Limited Liability)	18,361,842
150	Al-Droob for Manufacturing Bitumen, Tar, and Insulation Materials	18,345,932
151	Ajeal Al-Ata'a Al-Wafir for Importing Foodstuffs	18,288,000
152	Al-Najm Al-Sa'id for Importing Heavy Machinery, Equipment, Spare Parts, and Accessories	18,212,446
153	Itra' Al-Aman for Importing Transport Means and Accessories	17,968,347
154	Royal for Chemical Industries and Raw Materials	17,934,500
155	Al-Naeem for Mills, Feed Production, and Grains	17,875,340
156	Al-Ghitha Al-Dhahabi for Manufacturing and Packing Tomato Paste and Food Industries	17,866,250
157	Al-Najah Factory for Manufacturing Wire Mesh Sheets	17,795,849
158	Samaa Al-Mediterranean for Aviation	17,624,099
159	Al-Falak Al-Awwal for Importing Transport Means, Spare Parts, and Accessories	17,612,149
160	Al-Taqaddum Al-Duwali for Importing Electrical and Non-Electrical Devices and Spare Parts	17,499,504
161	Al-Mansour for Manufacturing Asphalt and Petroleum Derivatives	17,464,100
162	Al-Mubtakar Al-Hadith for Manufacturing PVC	17,240,313
163	Al-Rabee' Factory for Feed Production	17,214,152
164	Al-Mateen for Importing Foodstuffs	17,150,661
165	Al-Rabee' for Manufacturing Sponges, Upholstery, and Mattresses	16,948,619
166	Al-Sahl Al-Mutaqaddim for Importing Foodstuffs	16,947,042
167	Rwafed Al-Ghitha for Importing Foodstuffs	16,851,382
168	Al-Shajara Al-Shamkha for Importing Foodstuffs, Livestock, and Meat	16,849,135
169	Tanawas Al-Zira'i for Importing Agricultural Machinery, Equipment, and Spare Parts	16,710,241
170	Al-Jidar Al-Libya for Importing Transport Means and Accessories (Limited Liability)	16,692,046
171	Al-Fakhama Al-Dhahabiya for Flour Mills and Feed Production	16,691,600
172	Al-Amal Al-Azima for Importing Foodstuffs	16,602,000
173	Ru'ya Al-Taqaddum for Importing Foodstuffs, Livestock, and Meat	16,568,110
174	Nabd Al-Atlas for Importing Foodstuffs, Livestock, and Meat	16,544,734
175	Al-Rumah for Importing Foodstuffs	16,471,771
176	Anwar Al-Madina for Importing Electrical and Non-Electrical Devices	16,313,265
177	Al-Zahira for Importing Foodstuffs	16,242,145

178	Nawarat Libya for Importing Foodstuffs	16,131,548
179	Al-Wahat Al-Mutajaddida for Importing Foodstuffs	16,008,365
180	Al-Jawda Al-Ra'ida for Importing Foodstuffs	15,941,204
181	Al-Sumud for Importing Household Materials	15,827,958
182	Al-Mutawassit for Feed Manufacturing	15,765,000
183	Dar Al-Takhassus for Importing Electronics and Electrical Devices	15,708,947
184	Al-Bunyan for Metal Smelting and Rolling	15,354,915
185	Al-Khaleej Al-Afriki for Importing Heavy Machinery, Equipment, and Spare Parts	15,342,750
186	Al-Tali'a Al-Jadida for Feed Manufacturing (Limited Liability)	15,272,775
187	Al-Ayadi Al-Bayda for Manufacturing PVC	15,234,021
188	Al-Maysam for Importing Cars and Spare Parts	15,214,170
189	As'hab Al-Nama for Importing Agricultural Supplies and Seeds	15,156,333
190	Al-Ra'id for Importing Clothing and Sports Shoes (Limited Liability)	15,058,333
191	Al-Libya Al-Jadida for Importing Cars and Spare Parts	15,047,028
192	Bayan for Paper and Plastic Industries	14,934,701
193	Afaq Al-Ghad for Wood Industries	14,926,628
194	Al-Khibra for Shipping Agencies, affiliated with Natco Holding	14,923,646
195	Al-Rabia Al-Khadra for Importing Foodstuffs	14,897,281
196	A'ali Tarables for Importing Foodstuffs	14,894,839
197	Al-Ribat Al-Wathiq for Importing Foodstuffs, Livestock, and Meat	14,814,939
198	Al-Wisal for Manufacturing Asphalt and Oil Insulation Materials	14,754,306
199	Al-Baraka Al-Alamiya for Importing Foodstuffs, Livestock, and Meat	14,743,121
200	Asil for Manufacturing Baby Diapers and Paper Towels	14,670,079
201	Al-Fada'a Al-Dhahabi for Importing Foodstuffs	14,522,545
202	Al-Safir Al-Alami for Importing Tobacco, Cigarettes, and Accessories	14,445,500
203	Al-Nabaq for Importing Medicines, Pharmaceuticals, and Mother and Child Products	14,431,937
204	Muharrikat Yadr for Importing Transport Means and Accessories	14,392,948
205	Al-Najah Al-Ra'ida for Engineering Industries	14,371,720
206	Al-Thiqa Al-Da'ima Majmout for Importing Foodstuffs, Livestock, and Meat	14,322,578
207	Maysan for Food Industries	14,223,082
208	Qasrein Al-Dawa for Importing Medical Equipment, Medicines, Pharmaceuticals, and Mother and Child Products	14,211,527
209	Al-Bawadi Al-Khadra for Feed Manufacturing and Grain Milling	14,122,601
210	Al-Hadba for Feed Manufacturing	14,093,839
211	Taysir Al-Dawa'iya for Importing Medical Equipment, Medicines, Pharmaceuticals, and Mother and Child Products	14,068,498
212	Al-Rabi'a Al-Jadida for Importing Foodstuffs	13,938,061

213	Al-Khayr Al-Rafi' for Manufacturing Kitchens and Furniture	13,862,956
214	Oya aldwalia for Aviation	13,842,250
215	Al-Tawasul Al-Fareed for Importing Electrical Devices and Household Materials	13,791,492
216	Al-Arban for Importing Medical Equipment, Medicines, Pharmaceuticals, and Mother and Child Products	13,783,994
217	Huqul Al-Watan for Importing Agricultural Machinery and Spare Parts	13,755,004
218	Sand Al-Imar for Importing Building Materials and Sanitary Materials	13,658,414
219	Rajha aldawalia for Importing Heavy Machinery, Equipment, Factory Equipment, and Supplies	13,647,000
220	Delta Al-Khayr for Importing Building Materials, Sanitary Materials, and Accessories	13,557,339
221	Atheel for Feed Manufacturing and Flour Mills	13,525,520
222	Everest for Food Industries	13,523,700
223	Lou'lu'at Al-Ard for Importing Agricultural Machinery and Spare Parts	13,501,305
224	Al-Saqiya Al-Muttahida for Importing Raw Materials	13,484,712
225	Al-Muzara'a Majmout for Importing Agricultural Machinery	13,456,354
226	Panorama Libya for Feed Manufacturing	13,414,250
227	Al-Rijass Al-Zira'i for Importing Agricultural Machinery, Equipment, and Spare Parts	13,390,144
228	Tarables Al-Awliya for Mills and Feed Manufacturing	13,338,000
229	Shamal almotwased for Importing Foodstuffs	13,318,013
230	alibya Swift for Civil Aviation, Ground Handling, and Air Freight	13,209,697
231	Kiyan for Manufacturing Water and Oil Factory Supplies	13,208,341
232	Al-Masa for Importing Foodstuffs	13,195,265
233	Al-Qala'a for Wood Industries	13,109,993
234	Al-Sunbula for Food Industries	13,039,820
235	Al-Hulul Al-Mutakamilah for Importing Medicines and Medical Equipment	13,010,977
236	Aren Al-Awliya for Importing Foodstuffs, Livestock, and Meat	12,978,945
237	Al-Iqlimiyah Al-Jadida for Importing Raw Materials	12,973,386
238	Al-Sad for Mills, Feed, and Pasta Manufacturing	12,914,500
239	Al-Fath for Mills and Feed Manufacturing	12,833,641
240	Al-Amal for Importing Transport Means and Accessories (Limited Liability)	12,654,597
241	Africa Al-Jadida for Importing Foodstuffs	12,627,893
242	Libya Al-Wataniya for Building Materials and Furniture Manufacturing	12,617,292
243	Al-Nawras for Feed Manufacturing, Mills, and Rice Mills	12,517,956
244	Al-Rafi' Factory for Wood Industries	12,464,578
245	Al-Najah for Importing Building Materials, Sanitary Materials, and Accessories	12,450,216
246	Marmara Al-Andalus for Importing Building Materials and Sanitary Materials	12,265,535
247	Al-Marwa Majmout for Mills, Feed Manufacturing, and Rice Mills	12,215,788
248	Khayrat Al-Jood for Importing Agricultural Machinery and Spare Parts	12,196,996
249	Al-Ahlam for Manufacturing Sponges and Mattresses (Part of Natco Holding Company)	12,129,643

250	Tawasul Libya for Importing Electronics (Joint Stock Company)	12,128,614
251	Aman Al-Ghad for Importing Foodstuffs, Livestock, and Meat	12,078,277
252	Nepal for Importing Transport Means and Accessories	12,054,328
253	Matla' Al-Fajr for Importing Decorative Materials, Household Items, and Cleaning Supplies	11,990,668
254	Al-Tumuh Al-Arabi for Importing Foodstuffs	11,961,478
255	Hadayiq Al-Naseem for Food Industries	11,792,105
256	Shua'a Al-Awwal for Manufacturing Building Materials and Sanitary Materials	11,777,301
257	Al-Jirah Al-Alamiya for Importing Foodstuffs, Livestock, and Meat	11,705,879
258	Khayrat Al-Alamiya for Importing Transport Means and Accessories	11,645,008
259	Al-Fajr Al-Jadid for Milling Grains, Manufacturing Flour, and Rice Mills	11,642,992
260	Al-A'mud Al-Dawliya for Manufacturing Steel of All Types	11,582,681
261	Sandra for Importing Foodstuffs, Livestock, and Meat	11,543,519
262	Taj Al-Wiqar for Importing Electrical and Non-Electrical Materials	11,471,025
263	Tawasul Al-Alam for Importing Electronic Devices, Accessories, and Spare Parts	11,406,128
264	Basatin Al-Jannah for Food Industries	11,381,217
265	Hattin Al-Alamiya for Manufacturing Cleaning Materials and Their Complements	11,344,804
266	Al-Madain for Manufacturing PVC	11,339,039
267	Al-Daqah Al-Dawliya for Manufacturing PVC and Its Derivatives	11,324,670
268	Edraan for Importing Foodstuffs, Livestock, and Meat	11,279,181
269	Al-Khibarat Al-Dawaiya for Importing Medicines and Medical Equipment	11,234,476
270	Al-Abraj Al-Ateeka for Importing Foodstuffs	11,220,000
271	Al-Radna for Importing Electronic Devices	11,191,495
272	Al-Tali'a for Manufacturing Feed (Limited Liability)	11,105,076
273	Ghalia for Importing and Distributing Foodstuffs	11,063,100
274	Al-Risha Al-Dhahabiya for Importing Foodstuffs (Limited Liability)	10,957,483
275	A'waa Al-Qarah Bulli for Flour Mills	10,931,125
276	Al-Andalus for Manufacturing Feed and Its Derivatives	10,927,918
277	Ard Al-Za'faran for Importing Foodstuffs	10,889,516
278	Al-Shorouq Al-Libiya for Mills and Feed Manufacturing	10,875,882
279	Al-Bayt Al-Basit for Importing Electrical Devices	10,862,529
280	Al-Sail Plast for Plastics Manufacturing	10,859,847
281	Safari for Manufacturing Building Materials, Paints, Plastics, and Raw Materials	10,852,200
282	Al-Lamsa Al-Akhira for Furniture Manufacturing from Wood	10,850,499
283	Al-Shu'fan for Importing Agricultural Machinery, Supplies, and Spare Parts	10,849,741
284	Al-Tahadi Al-Khaled Al-Jadid for Food Industries	10,840,602
285	Sama Al-Watan for Importing Electrical and Non-Electrical Devices, Spare Parts, and Electronic Devices	10,754,582
286	Al-Ra'is Factory for Furniture Manufacturing from Wood	10,726,733

287	Beta Polymer Factory for Manufacturing Raw Materials for Chemical Industries	10,698,600
288	Al-Murooj for Manufacturing Kitchens	10,681,101
289	Hatoun for Importing Foodstuffs	10,640,847
290	Al-Hakeem for Importing Medicines and Medical Supplies	10,599,534
291	Al-Wataq Al-Awwal for Manufacturing PVC	10,572,287
292	Al-Sahra Al-Dawliya for Food Industries	10,544,038
293	Al-Ta'awun Al-Sa'at for Importing Building Materials, Sanitary Materials, and Accessories	10,522,923
294	Ilm Al-Aman for Importing Foodstuffs	10,519,227
295	Al-Zahra Al-Libiya for Food Industries	10,516,784
296	Al-Mutakhasis Al-Hadith for Manufacturing Foodstuffs and Soft Drinks	10,484,200
297	Al-Rimal Al-Awwal for Manufacturing Feed and Its Derivatives	10,474,095
298	Tabuk for Manufacturing Electrical and Electronic Devices and Materials	10,415,493
299	Al-Minzar Al-Awwal for Manufacturing Feed and Its Derivatives	10,337,000
300	Aqaar Al-Mutamayyaz for Aluminum Manufacturing	10,269,034
301	Janoub Libya for Importing Fruits, Vegetables, Foodstuffs, Livestock, and Meat	10,218,225
302	Alam Al-Ghiza for Importing Foodstuffs	10,178,776
303	Al-Maqoud Al-Saree' for Importing Oils, Tires, and Tubes	10,140,124
304	Al-Majal Al-Zakher for Importing Electrical and Non-Electrical Devices, Spare Parts, and Electronic Devices	10,002,113
305	Al-Mujmou'a Al-Muttahida for Assembling and Manufacturing Electronic and Electrical Devices	9,999,988
306	Al-Qimmah Al-Dawliya for Manufacturing Aluminum of All Types	9,963,946
307	Najmat Al-Fursan for Importing Foodstuffs	9,959,991
308	Carmen Trading for Importing Medical Equipment, Medicines, Pharmaceuticals, and Mother and Child Products	9,957,199
309	Al-Dar Al-Arabia for Importing Foodstuffs, Livestock, and Meat	9,938,764
310	Majma' Al-Bayan for Manufacturing Building Materials, Bitumen, and Chemicals	9,897,930
311	Al-Rahbah Al-Haditha for Importing Electrical and Non-Electrical Devices, Spare Parts	9,885,291
312	Platinum Al-Awwal for Importing Raw Materials	9,827,472
313	Al-Sada for Importing Medical Equipment and Pharmaceutical Supplies	9,780,382
314	Al-Najm Al-Sa'at Al-Fadhi for Importing Agricultural Machinery, Supplies, and Spare Parts	9,699,630
315	Al-Fuladh for Manufacturing Aluminum of All Types	9,670,869
316	Atlas Al-Faniya for Food Industries	9,669,960
317	Al-Nisr for Tobacco and Molasses Production	9,657,000
318	Al-Kawader Al-Mutajaddida for Manufacturing Kitchens	9,633,913
319	Al-Jam'iya Al-Istihlakiyya for Importing Foodstuffs, Livestock, and Meat	9,615,884
320	Al-Tadafuq for Importing Medical Equipment and Mother and Child Supplies	9,604,750
321	Al-Khayam for Manufacturing PVC	9,601,877
322	Al-Andalus for Packaging and Canning Vegetable Oils	9,531,566

323	Al-Miss for Food Industries	9,523,595
324	Shaqa'iq Al-Na'man for Importing Foodstuffs	9,505,200
325	Alkhiyoul Aldhahbiya for Importing Building Materials, Sanitary Materials, and Their Accessories	9,502,412
326	Noor Alkanari for Hatching Eggs, Poultry Farming, and Production	9,501,618
327	Altarabot Almateen for Iron Industries	9,490,345
328	Siran for Importing Medicines and Medical Equipment	9,486,033
329	Nibras Alkhayr for Manufacturing Animal Feed and Grinding Grains	9,466,399
330	Mabqa Alamal for Engineering Industries and Wire Drawing	9,421,840
331	Bab Almadina for Manufacturing Kitchens and Accessories of All Types	9,371,960
332	Albinaa Althabit for Manufacturing Kitchens and Furniture	9,363,824
333	Almetaq Alhadith for Manufacturing PVC	9,309,520
334	Zahra Al-Yasmin for Importing Agricultural Equipment	9,261,540
335	Ajead Libya Alawla for Importing Building Materials, Sanitary Materials, and Their Accessories	9,257,262
336	Alra'id Al-Libiya for Importing Foodstuffs, Livestock, and Meat	9,215,100
337	Alrafi' Factory for Manufacturing Aluminum and PVC Doors and Windows	9,186,446
338	Althiqah Al-Da'imah for Importing Foodstuffs	9,144,122
339	Majmet Alkhaleej Alzahir for Importing Foodstuffs	9,139,463
340	Barqa Libya Holding	9,120,500
341	Al-Miss for Importing Medicines, Medical Preparations, and Maternal and Child Supplies	9,081,782
342	Al-Budur Al-Awla for Manufacturing Animal Feed and Its Derivatives	9,030,841
343	Najm Al-Talaq Al-Raqi for Importing Agricultural Equipment and Supplies	8,996,763
344	Al-Afaq Al-Dawliya for Importing Decorative Materials, Hardware, and Cleaning Products	8,958,900
345	Khaleej Al-Sidra for Importing Means of Transport and Their Accessories	8,957,226
346	A'ali Al-Mutawassit for Importing Foodstuffs, Livestock, and Meat	8,897,050
347	Al-Aman Al-Takhasosi for Importing Electrical and Non-Electrical Devices and Electronic Equipment and Accessories	8,848,766
348	Emax Electro for Importing Electrical and Electronic Devices	8,815,482
349	Al-Tawasul Al-Jadid for Manufacturing Doors, Windows, and Decorations from Aluminum, PVC, and Wood	8,752,670
350	Al-Harith for Importing Agricultural Equipment and Spare Parts	8,711,801
351	Al-Zahra for Manufacturing Food Products	8,709,594
352	Wasel Al-Libiya for Transport	8,638,320
353	Atmar Al-Muttahida for Importing Foodstuffs	8,608,559
354	Tanafus Al-Binaa for Importing Building Materials, Sanitary Materials, and Their Accessories	8,564,867
355	Al-Amir Al-Libiya for Importing Foodstuffs, Livestock, and Meat	8,555,652
356	Janan Al-Khayr for Importing Foodstuffs	8,496,027
357	Al-Muheet Al-Ra'ida for Importing Electrical and Non-Electrical Devices and Their Spare Parts	8,478,998

358	Al-Barakah Al-Safiyaa for Importing Medicines, Medical Preparations, and Maternal and Child Supplies	8,405,102
359	Al-Afaq Al-Sa'at for Importing Raw Materials	8,307,393
360	Al-Ihtimam for Importing Medical Equipment, Medicines, and Maternal and Child Supplies	8,286,412
361	Al-Hasad Al-Da'im for Importing Agricultural Equipment and Spare Parts	8,267,738
362	Al-Qata' Al-Thabit for Manufacturing Aluminum	8,249,703
363	Al-Najah for Manufacturing Insulating Panels and Prefabricated Homes	8,199,174
364	Hekoul Al-Oula for Importing Agricultural Equipment and Its Supplies	8,190,461
365	Al-Safi for Importing Electrical and Non-Electrical Devices and Their Spare Parts and Electronic Equipment	8,137,010
366	Al-Taj Al-Ariqa for Importing Electronic and Electrical Devices and Their Accessories	8,119,502
367	Homi for Distribution, Packing, and Packaging	8,025,735
368	Al-Ratil and Partners for Manufacturing Building Materials and Plastic Pipes	8,025,630
369	Safari for Importing Foodstuffs	8,018,543
370	Al-Safwa for Importing Electrical and Non-Electrical Devices and Their Spare Parts and Electronic Equipment	8,006,747
371	Al-Tilal Al-Libiya for Importing Foodstuffs	8,003,772
372	Al-Jawda for Manufacturing Animal Feed and Poultry Farming	7,983,100
373	Qimma Al-Sahel for Importing Electrical and Non-Electrical Devices and Spare Parts	7,918,428
374	Al-Aklil Al-Dawliya for Importing Electrical and Electronic Devices and Their Accessories	7,913,812
375	Al-Noor Al-Tayyib for Manufacturing Animal Feed	7,906,800
376	Al-Zein Al-Dawliya Al-Jadida for Importing Medical Supplies and Equipment	7,827,675
377	Al-Rimal for Importing Maternal and Child Supplies	7,793,749
378	Al-Yarmouk Al-Hadith Factory for Manufacturing Aluminum	7,792,433
379	Al-Mazra'a Al-Jadida for Importing Livestock, Meat, and Foodstuffs	7,716,748
380	Libo Plast for Manufacturing Food Packaging Materials and Covers	7,714,992
381	Afia for Food Industries	7,710,000
382	Al-Akhshab Al-Malakiya for Importing Building Materials, Sanitary Materials, and Their Accessories	7,709,913
383	Al-Alwan for Paper and Cardboard Industries	7,704,925
384	Rawafid Al-Mustaqbal for Importing Foodstuffs	7,609,168
385	Al-Tamad for Poultry Farming and Hatching	7,606,935
386	Al-Sahel Al-Hadith for Importing Livestock and Meat	7,605,387
387	Al-Ghout for Importing Clothing, Textiles, and Leather Goods	7,598,713
388	Al-Jazira Al-Awla for Importing Tires and Rims	7,566,668
389	Al-Riyas Al-Libi for Importing Medical Equipment, Medicines, and Medical Preparations	7,565,350
390	Al-Barq Al-Madi for Importing Maternal and Child Supplies	7,539,801
391	Ikhtiyark Al-Afdhal for Manufacturing PVC of All Types	7,493,879
392	Nuqoush Libya for Importing Building Materials and Sanitary Materials	7,421,000
393	Al-Sindan Al-Mutaliq for Manufacturing Food Products and Soft Drinks	7,412,034

394	Al-Laith Al-Awla for Importing Agricultural Equipment and Spare Parts	7,397,276
395	Al-Sabil Al-Mosama for Importing Agricultural Equipment and Spare Parts	7,364,277
396	Al-Madina Misrata for Manufacturing Paints, Pastes, and Building Chemicals (Part of Al-Madina Misrata Holding)	7,348,846
397	Libya Aviation, Technical Services, and Tourism	7,300,500
398	Najmat Al-Mutawassit for Importing Raw Materials	7,255,850
399	Sanao Al-Dawliya for Importing Foodstuffs	7,202,344
400	Al-Dawliya for Importing Electrical and Household Goods	7,165,766
401	Al-Jawf Factory for Manufacturing Paints and Pastes	7,165,500
402	Al-Nassiya Al-Ittihadiya for Importing Foodstuffs, Livestock, and Meat	7,141,000
403	Al-Judhour for Importing Building Materials, Sanitary Materials, and Their Accessories	7,114,674
404	Profimi Al-Bahr Al-Mutawassit for Manufacturing Animal Feed (Contribution)	7,075,597
405	Al-Borouj Al-Muttahida Al-Awla for Manufacturing Animal Feed, Flour, and Grinding Grains	7,072,500
406	Qoraji for Importing Means of Transport and Their Accessories (Limited Liability)	7,072,288
407	Mafaza North Africa for Importing Cars, Spare Parts, Oils, and Their Accessories	7,067,090
408	Al-Musammim Al-Mutamayyaz for Manufacturing Building Materials and Sanitary Materials	7,050,000
409	Al-Safiz Al-Raqi for Importing Household Materials, Electrical Devices, and Their Accessories	7,044,497
410	Al-Ruwad for Manufacturing Sponge and Mattresses	7,038,000
411	Almotakademon Allibyoon for Importing Electronic and Electrical Devices, Accessories, and Spare Parts	7,034,418
412	Alalama Aldawliya for Importing Livestock and Meat	7,031,212
413	Aljesour for Importing Agricultural Machinery, Equipment, and Supplies	7,024,370
414	Riyad Libya for Importing Foodstuffs	6,992,899
415	Basmati for Food Industries	6,987,500
416	Altariq for Iron Industries	6,962,500
417	Elaf Aldawliya Almotaheda for Importing Clothes, Shoes, Textiles, and Leather Products	6,930,000
418	Mujam Albibass for Plastic Industries	6,908,311
419	Altawasol Almotakamal for Importing Building Materials	6,897,258
420	Albena Almetheli for Importing Electrical and Non-Electrical Devices, Materials, and Spare Parts	6,893,237
421	Wadi Banour for Food Industries	6,887,886
422	Albadil Altibi for Importing Medicines and Medical Equipment	6,873,294
423	Fiza Libya for Importing Generators, Electrical and Non-Electrical Devices, and Equipment	6,846,198
424	Majmoat Almotareen for Manufacturing Aluminum and PVC	6,840,546
425	Alein for Food Industries, Water Bottling, and Juice Production	6,821,716
426	Almokdad for Importing Foodstuffs	6,818,393
427	Alsaddada for Agricultural and Livestock Production and Investment	6,812,141
428	Almaeda Alraqia for Importing Foodstuffs	6,811,459
429	Alkhdemat Aldhahabiya for Communications and Technology	6,793,270

430	Albariq Aldawli for Manufacturing Electronic and Electrical Devices	6,791,400
431	Almahsool Alakhdar for Rice Milling, Food Industries, Flour, and Derivatives	6,750,000
432	Alsadi for Agricultural and Livestock Production	6,732,961
433	Alkhat Almudee Aljadeed for Importing Electronic, Electrical, Home Appliances, and Spare Parts	6,732,018
434	Tamar Almousim for Manufacturing Agricultural Equipment	6,708,685
435	Dorsaf Libya for Manufacturing Ceramic, Porcelain, and Sanitary Materials	6,696,860
436	Alrehab for Importing Cars and Spare Parts	6,693,245
437	Aljuzor Alzahera for Importing Electrical, Non-Electrical Devices, and Spare Parts	6,688,699
438	Alghidaa Alliby for Importing Foodstuffs, Livestock, and Meat	6,674,361
439	Alemtaqan Alawal for Information Technology	6,646,815
440	Farah for Food Industries	6,625,000
441	Alreef for Importing Foodstuffs	6,624,290
442	Alkhalij Alzaher for Food Industries	6,623,476
443	Alwataniya for Plastic Industries, Packaging, and Wrapping Materials	6,617,305
444	Alriada Albahria for Maritime Agencies	6,606,133
445	Alferdos Alkhadra for Importing Tractors, Machinery, Equipment, and Agricultural Materials	6,604,495
446	Albaraka for Refining and Packaging Oils	6,563,707
447	Etar Altaameer Holding	6,548,283
448	Almaali Alwataniya for Furniture, Doors, and Windows Manufacturing	6,531,715
449	Elaf Alyasmine for Importing Mother and Child Supplies	6,488,359
450	Alwahaj for Importing Foodstuffs, Livestock, and Meat	6,477,398
451	Noor Altaqadom for Importing Foodstuffs	6,460,336
452	Alfonoon for Importing Books and Stationery	6,456,574
453	Najmat Alsahel for Importing Agricultural Machinery and Equipment	6,443,970
454	Alerteqa Almumayez for Food Industries, Mills, and Rice Mills	6,443,370
455	Alghowaytat for Importing Tires and Batteries	6,413,307
456	Alzeitona Alaseela for Importing Foodstuffs	6,337,631
457	Janob Almotawaset for Food Development	6,297,524
458	Lebika for Food Industries	6,247,489
459	Bawabet Alquds for Feed and Flour Manufacturing and Grain Milling	6,240,000
460	Alqala for Manufacturing Aluminum and PVC Doors and Windows	6,180,581
461	Qemat Aljibal for Electronic and Electrical Industries	6,148,164
462	Alemtiaz Alhadet for Importing Building Materials, Sanitary Materials, and Accessories	6,147,083
463	Alafia for Importing Medicines and Medical Equipment	6,131,087
464	Almwad Alsahia for Manufacturing Medical Cotton	6,114,554
465	Alestemrar for Importing Foodstuffs	6,077,136
466	Riyad for Food Industries	6,067,625

467	Alnokhba Almudeea for Manufacturing Furniture and Metal Accessories	6,028,582
468	Alsagia for Importing Foodstuffs, Livestock, and Meat	6,028,574
469	Anwar Misrata for Importing Electrical and Non-Electrical Devices and Spare Parts	6,007,121
470	Alwatad Almunir for Electrical and Electronic Industries and Accessories	5,987,519
471	Almontaj Alawal for Importing Livestock and Meat	5,965,139
472	Alyasmeen aldawalia for Food Industries	5,943,907
473	Sukra Alalamia for Importing Foodstuffs	5,934,402
474	Afeef for Importing Foodstuffs	5,890,573
475	Alwaad Almutamayez for Importing Electronics and Home Appliances	5,871,293
476	Tarabless for Mills and Fodder	5,865,000
477	Alraunak for Wooden Industries	5,859,474
478	Almousim for Food Industries and Rice Milling	5,850,000
479	Alruya Almutajaddida for General Contracting and Real Estate Investment	5,838,470
480	Alzawia Nafeth for Importing Oils and Car Accessories	5,832,470
481	Alghitha Aljadeed for Importing Agricultural Equipment and Machinery	5,827,344
482	Alsanobar for Aluminum Manufacturing of All Types	5,814,761
483	Souq Alkhamees for Fodder Manufacturing	5,806,500
484	Afdal Ekhtiar for Importing Mother and Child Supplies	5,805,194
485	Alwiqaya for Importing Medical Equipment, Medicines, and Child Supplies	5,790,231
486	Dana Factory for Metal Furniture Manufacturing	5,734,848
487	Amwaj Almoheet for Food Manufacturing	5,728,229
488	Riad Almadina for Importing Foodstuffs	5,725,907
489	Thath Alborouj for Aluminum Manufacturing	5,723,659
490	Alborj Alali for Electronic and Electrical Industries	5,710,351
491	Mefaza for Petrochemical Industries	5,705,365
492	Almotatawer Alhadeeth for Software Devices and Data Centers Manufacturing	5,704,380
493	Alnezak Almudee for Importing Cars and Spare Parts	5,702,700
494	Almarsa Factory for Metal Furniture Manufacturing	5,700,652
495	Alqortas for Paper and Cardboard Manufacturing	5,696,337
496	Qimat Altawasul for Importing Transportation Means and Accessories	5,680,256
497	Rawan Alamal for Importing Foodstuffs, Livestock, and Meat	5,678,060
498	Akno for Importing Foodstuffs	5,670,264
499	Aqwat Alkhair for Food Industries	5,637,320
500	Thath Albith Alawal for Importing Agricultural Materials, Equipment, and Machinery	5,633,080
501	Alqobtan for Importing Foodstuffs	5,601,900
502	Asimat Alam for Importing Foodstuffs	5,591,181
503	Aldafater for Paper and Plastic Manufacturing	5,585,180

504	Alsawaed Alalamia for Importing Foodstuffs, Livestock, and Meat	5,581,465
505	Bin Taher Factory for Household and Office Furniture Manufacturing	5,536,578
506	Alaqaria Alhadeetha for Importing Building Materials, Sanitary Ware, and Accessories	5,496,929
507	Wakil Zultan for Importing Foodstuffs, Fruits, and Meat	5,452,750
508	Alafthalia Aldaema for Importing Foodstuffs, Livestock, and Meat	5,452,302
509	Mefaza for Motors for Importing Transportation Means and Accessories	5,427,475
510	Nasaim Libya for Importing Decorations, Hardware, and Cleaning Materials	5,421,364
511	Dar Alyusr for Food Industries	5,401,040
512	Alghida for Importing Foodstuffs	5,395,647
513	Albahaera for Building Materials Manufacturing	5,371,645
514	Maas for Plastic Industries	5,341,114
515	Majmouat Altawasul Aljadeed for Importing Raw Materials	5,291,808
516	Wadi Alam for Food Manufacturing	5,291,426
517	Makamin Alawal for Furniture Manufacturing	5,288,549
518	Alrakhah for Flour and Its Derivatives Manufacturing	5,267,200
519	Anabib Misrata for Plastic Pipes and Accessories Manufacturing	5,253,800
520	Alfat for Motors for Importing Cars and Spare Parts	5,250,216
521	Toyour Aljanah for Importing Books and Stationery	5,245,524
522	Aldanoob for Importing Foodstuffs	5,231,402
523	Almohtrfeen for Furniture Manufacturing	5,210,423
524	Almorkabat Almotaheda for Importing Transportation Means and Accessories	5,202,654
525	Konoz Alsahel for Importing Foodstuffs, Livestock, and Meat	5,201,366
526	Almnhel for Importing Medicines, Medical Supplies, and Child Supplies	5,191,559
527	Alam for Importing Medicines and Medical Equipment	5,175,108
528	Aldowalia for Importing Medicines and Medical Equipment	5,156,720
529	Alshamla Altibya for Importing Medicines and Medical Equipment	5,148,821
530	Marai Dofan for Importing Foodstuffs, Livestock, and Meat	5,142,674
531	Altasakhir Aldowalia for Importing Agricultural Equipment and Spare Parts	5,129,860
532	Darsaf for Marble and Granite Manufacturing	5,126,562
533	Alam Alibdaa for Medical Equipment	5,122,621
534	Tareeq Alnaeem for Importing Agricultural Equipment and Machinery	5,105,150
535	Almedad for Importing Building Materials	5,094,486
536	Sada Alaswaq for Importing Electrical and Non-Electrical Devices and Spare Parts	5,071,734
537	Alshoof for Importing Foodstuffs	5,061,771
538	Dar Qurtoba for Importing Medical Equipment, Medicines, and Child Supplies	5,047,551
539	Mawada for Importing Foodstuffs, Livestock, and Meat	5,036,727
540	Sama for Wooden Industries	4,969,725

541	Rahbat Albaraka for Importing Foodstuffs	4,969,336
542	Aali Sidra for Building Materials Manufacturing	4,967,563
543	Alsanya for Tomato Paste Production, Packing, and Packaging	4,967,477
544	Alsand Alawal for Furniture Manufacturing	4,946,383
545	Shamal Afrika for Soap and Cleaning Materials Manufacturing	4,912,090
546	Aldanya Alkobra for Importing Household and Electrical Items	4,910,536
547	Farmalis Libya for Importing Medicines and Medical Supplies	4,909,003
548	Majmouat Alam Altibya for Importing Medicines and Medical Equipment	4,906,865
549	Gharb Almotawasit for Importing Cleaning Materials	4,905,874
550	Alestthmarya for Mills, Rice Mills, and Fodder	4,899,000
551	Sahal Alfadel Abouomar for Importing Agricultural Equipment and Spare Parts	4,883,399
552	Alfadel for Importing Tires	4,881,619
553	Injaz Alwatanya for Building Materials Manufacturing	4,881,259
554	Alemeer Alibiya for Food Industries	4,870,022
555	Alkheyar Alafdal for Importing Electronic and Electrical Devices	4,848,464
556	Albait Aljadeed for Electronic and Electrical Industries	4,836,090
557	Alyam for Importing Foodstuffs	4,835,526
558	Shamal africia for Paper and Cardboard Manufacturing	4,830,500
559	Albadeel Aljadeed for Importing Transportation Means and Accessories	4,789,000
560	Alhatif Almotaharik for Importing Electronic Devices, Accessories, and Spare Parts	4,777,390
561	Lamees Alwiqaya for Importing Mother and Child Supplies	4,748,640
562	Alqalam for Installing, Maintaining, and Developing Systems of All Types	4,745,825
563	Alsand for Wooden Industries	4,730,166
564	Alwahah for Paint Manufacturing	4,725,957
565	Jebal Libya for Importing Heavy Machinery, Equipment, Spare Parts, and Factory Supplies	4,718,047
566	Alnaseem for Importing Household and Electrical Items	4,717,959
567	Bawabet Albilad Alola for Importing Transportation Means and Accessories	4,715,360
568	Alghazala Alibiya for Importing Foodstuffs	4,685,846
569	Taj for Aviation	4,656,419
570	Alsadaqa Aldawliya for Importing Various Means of Transportation and Spare Parts	4,655,991
571	Altehad Alawal for Electronic Manufacturing	4,622,670
572	Qalam Almotamayezon for Importing Stationery	4,608,000
573	Afdal Alashkal for Manufacturing Electronic and Electrical Devices	4,605,630
574	Lamsat Ebda for Clothing, Fabrics, and Textiles Manufacturing	4,603,400
575	Alqaysar for Importing Building Materials, Sanitary Ware, and Accessories	4,585,815
576	Nojoom Tarables for Importing Electrical, Electronic, Household Devices, and Accessories	4,580,671
577	Zakharif for Furniture Manufacturing	4,530,912

578	Lauran for Importing Foodstuffs, Meat, and Livestock	4,498,200
579	Altehad Alsamad for Mills and Fodder	4,470,674
580	Alborj Alfidhi for Importing Electronics and Household Items	4,460,925
581	Altawasol Alawal for Paper Manufacturing	4,452,425
582	Aljihad Alola for Importing Electrical and Non-Electrical Devices, Spare Parts, and Electronics	4,449,316
583	Almubhera for Metal and Electronic Chips Manufacturing	4,443,240
584	Allibya Aldawliya for Importing Foodstuffs	4,427,757
585	Sama Altaqaddom for Manufacturing Doors, Windows, and Decorations from Aluminum, PVC, Wood, and Gypsum Board	4,417,553
586	Alnoor for Grain Milling and Rice Milling	4,394,600
587	Alseyadela for Importing Medicines and Medical Supplies	4,388,452
588	Sajad Tarables for Carpet Manufacturing	4,381,349
589	Altarabot for Manufacturing Doors, Windows, and Geometric Shapes	4,372,879
590	Alqoot for Food Industries	4,367,795
591	Wadi Bee for Feed and Agricultural Supplies Manufacturing	4,365,000
592	Misrata Factory for Plastic Pipes Manufacturing	4,362,124
593	Alawtar Alsenayia for Manufacturing Electronic and Electrical Devices	4,361,259
594	Alezraee Aldawli for Importing Agricultural Equipment and Supplies	4,351,747
595	Havana for Installing and Maintaining All Types of Systems	4,348,825
596	Alrawabi Aldahabiya for Importing Building Materials and Sanitary Ware	4,346,415
597	Alsadaqa Alhaditha for Telecommunications, IT Services, and Programming	4,345,583
598	Alsalaba Alibiya for Iron Industries	4,342,939
599	Almankala for Importing Foodstuffs	4,335,125
600	Arkan Libya for Furniture Manufacturing	4,325,263
601	Alnasr Aldhababi Alawal for Importing Electrical and Electronic Materials	4,319,702
602	Alraqam Alawal for Importing Electrical and Electronic Devices	4,318,501
603	Almothalath for Electrical Industries (Limited Liability)	4,309,967
604	Almaamora for Poultry Hatchery	4,307,795
605	Qasr Alhamraya for Importing Foodstuffs, Livestock, and Meat	4,292,057
606	Salalah for Manufacturing Furniture, Doors, and Windows	4,270,508
607	Alitqan Mobile for Importing Electronics, Electrical Materials, and Spare Parts	4,269,014
608	Arawd for Importing Oils and Car Lubricants	4,242,679
609	Alnargis Aldawliya for Importing Mother and Child Supplies	4,240,100
610	Jusoor Alnahda for Importing Foodstuffs, Livestock, and Meat	4,227,345
611	Noor Alqamar for Electronic and Electrical Manufacturing	4,218,290
612	Batool Aljabal for Brick and Building Materials Manufacturing	4,205,630
613	Almarmer Alsafi for Importing Building Materials, Sanitary Ware, and Accessories	4,195,125

614	Almazaya Alaqaria for General Contracting and Real Estate Investment	4,192,106
615	Almasa Aldawliya for Importing Medical Equipment, Medicines, Medical Preparations, and Mother and Child Supplies	4,173,603
616	Libya Aljadeeda for Importing Cars and Spare Parts	4,165,771
617	Almazraa Alibiya Aloola for Importing Foodstuffs, Livestock, and Meat	4,152,125
618	Deqqat Alekhtiar for Importing Electrical and Non-Electrical Devices and Spare Parts	4,148,572
619	Almorabi for Feed Manufacturing and Milling	4,128,794
620	Alalam Aljadeed for Electronics Manufacturing	4,116,550
621	Almajdoub Factory for Marble Cutting and Shaping	4,107,140
622	Mazare Alkhayrat for Feed Manufacturing and Milling	4,100,100
623	Alafya Alibiya for Medical Industries	4,092,344
624	Alibiya Almotahida for Wood Products Manufacturing	4,085,100
625	Alharam for Paint and Plastic/Metal Packaging Manufacturing	4,083,407
626	Alalama Alwataniya for Food Industries	4,078,547
627	Aljadeed for Iron Industries	4,077,239
628	Afaq Almajara for Importing Livestock and Meat	4,075,883
629	Aldaw Alabyad for Importing Electronics, Electrical Materials, and Spare Parts	4,072,400
630	Aldar Albahera for Importing Agricultural Equipment and Supplies	4,041,577
631	Wafira Alghitha for Importing Foodstuffs	4,030,234
632	Ronaq Libya for Importing Medical Equipment, Medicines, Medical Preparations, and Mother and Child Supplies	4,030,018
633	Sama Libya for Feed Manufacturing	4,021,088
634	Alyaqeen Aldawliya for Importing Jewelry	3,983,455
635	Altaqaddom Aldawliya for Cleaning Materials Manufacturing	3,982,439
636	Aabirat Albehar for Importing Tobacco, Cigarettes, and Related Products	3,978,087
637	Alomq for Oil Services	3,977,561
638	Quteis for Importing Electrical and Non-Electrical Devices, Electronics, and Spare Parts	3,962,060
639	Allolua Aldawliya for Importing Jewelry, Precious Metals, and Gemstones	3,948,960
640	Eilaf Aldawliya for Importing Clothes and Shoes (Subsidiary of Eilaf Aloola Holding Company)	3,944,900
641	Alzahir Alibi for Importing Jewelry, Gemstones, and Precious Metals	3,935,041
642	Altamayyuz Alarabi for Importing Building Materials, Sanitary Ware, and Accessories	3,932,955
643	Maanee Alkhair for Importing Foodstuffs	3,930,000
644	Najmat Alforsan for Food Industries	3,922,000
645	Alrawda for Aluminum and PVC Manufacturing	3,899,322
646	Altawasul Factory for Wooden Industries	3,892,978
647	Alzajel for Kitchen and Furniture Manufacturing of All Types	3,891,217
648	Alneqat Aljadeeda for Importing Agricultural Equipment, Supplies, and Spare Parts	3,884,054

649	Alearabia for Agricultural and Livestock Production and Marketing	3,875,000
650	Alsada Altibiyah for Importing Medicines, Equipment, and Medical Supplies	3,856,904
651	Aleqleem for Importing Foodstuffs and Meat	3,845,385
652	Alkoof for Importing Foodstuffs	3,833,580
653	Albadeel for Importing Electronic Devices and Accessories	3,805,330
654	Abeer Alwatan for Building Materials Manufacturing	3,804,659
655	Almadmouna for Importing Building Materials and Sanitary Ware	3,790,652
656	Alekhtiar Alamtal for Aluminum Manufacturing	3,770,688
657	Altaqnia Aldawliya for Importing Medicines and Medical Supplies	3,761,844
658	Abin for Importing Heavy Equipment, Machinery, Supplies, and Spare Parts for Factories and Workshops	3,741,400
659	Jawahir Nafisa for Food Industries	3,725,000
660	Almoheet for Importing Electrical and Non-Electrical Devices and Spare Parts	3,723,178
661	Sabeel for Cleaning Materials Manufacturing	3,700,000
662	Aldhikaa Alsinaee Alawal for IT Services and Electronic Systems	3,695,000
663	Alhadatha Alasarriyah Factory for Iron Industries	3,690,194
664	Doroob Libya Aldawliya for Plastic Industries	3,684,930
665	Almustaqbal Alwadih for Importing Mother and Child Supplies	3,676,904
666	Altarabulsi for Importing Clothes, Fabrics, and Textiles	3,668,217
667	Danat Alebda for Importing Mother and Child Supplies	3,658,779
668	Mateen for Importing Cleaning Materials	3,657,069
669	Alnibraas for Importing Foodstuffs, Livestock, and Meat	3,653,337
670	Alijmae for Importing Household and Electrical Items	3,645,846
671	Talia for Importing Foodstuffs	3,640,259
672	Tawasul Alghad for Importing Foodstuffs	3,631,211
673	Alnajma for Soap Manufacturing	3,620,354
674	Aseel Alhur for Aluminum Manufacturing	3,619,062
675	Almubarmij Alhadeeth for Importing Electronic and Electrical Devices and Accessories	3,608,394
676	Alhazel Almotamayez for Sponge and Mattress Manufacturing (Limited Liability)	3,601,137
677	Almothalathat for Food Industries (Joint Stock)	3,595,088
678	Alsharq Alawsat for Heavy Machinery Manufacturing	3,592,000
679	Alem Alfada Altakni for Importing Electronic and Electrical Devices and Accessories	3,585,670
680	Almizan Alhadeeth for Importing Livestock and Meat (Subsidiary of Sunwan Holding)	3,580,121
681	Aljohara for Cleaning Materials Manufacturing (Limited Liability)	3,575,690
682	Alewafi for Importing Foodstuffs	3,569,117
683	Ruya Almustaqbal for Importing Foodstuffs	3,565,668
684	Alsultan for Plastic Industries	3,554,285
685	Barneeq for Importing Industrial Machinery and Equipment	3,553,631

686	Sikrah for Food Industries	3,535,000
687	Karzaz for Importing Building Materials, Sanitary Ware, and Accessories	3,534,233
688	Almajmoea Almotahida for Importing Foodstuffs	3,520,595
689	Naseem Aldawliya for Importing Foodstuffs	3,519,568
690	Almumtaz for Shipping Agency Services	3,515,452
691	Albastana for Kitchen Manufacturing and Spare Parts	3,497,892
692	Aleayn Aloola for Importing Foodstuffs	3,472,830
693	Altahalof for Importing Livestock and Meat	3,464,502
694	Alrois for Importing Electrical and Non-Electrical Devices, Electronics, and Accessories	3,460,697
695	Altafoq Aleali for Importing Agricultural Supplies and Spare Parts	3,458,000
696	Almedad Almotakaddem for Importing Electronic and Electrical Devices and Accessories	3,454,208
697	Almeamar Al-Tam for Importing Electrical Appliances and Materials	3,431,818
698	Oras Al-Jadida for Furniture Manufacturing	3,430,877
699	Al-Takamul Factory for Corrugated Sheet Metal Manufacturing	3,403,440
700	Anoud Al-Jabal for Importing Foodstuffs	3,399,898
701	Al-Khabeer Al-Moalej for Importing Building Materials, Sanitary Materials, and Accessories	3,379,838
702	Al-Ittihad Al-Felahi for Importing Electrical Materials and Spare Parts	3,361,408
703	Tazweed Libya for Importing Foodstuffs	3,344,006
704	Al-Marge Majmout for Importing Foodstuffs, Livestock, and Meat	3,335,866
705	Al-Raeda for Manufacturing Building Materials	3,330,815
706	Sultan Al-Baraka for Importing Foodstuffs	3,321,334
707	Al-Mubarakah for Food Industries	3,314,210
708	Al-Ataib for Importing Foodstuffs, Livestock, and Meat	3,311,455
709	Al-Zein aldawalia for Importing Foodstuffs	3,309,747
710	Aseel for Importing Cleaning Materials	3,307,752
711	Sigma for Manufacturing Building Materials, Paints, Plastics, and Raw Materials	3,291,000
712	Bayan Libya aldawalia for Importing Electrical, Electronic, and Non-Electrical Appliances, Spare Parts, and Accessories	3,287,030
713	Al-Khaleej Newspaper for Paper and Carton Manufacturing	3,270,000
714	Sulouq for Manufacturing Animal Feeds and Mills	3,269,118
715	Al-Hadaeq Al-Haditha for Importing Agricultural Equipment and Supplies	3,236,993
716	Al-Aseel for Animal Feed Manufacturing	3,236,700
717	Manarat Al-Sahel for Importing Foodstuffs	3,220,324
718	Al-Waraq Al-Abyad for Paper and Carton Industries	3,215,377
719	Hamat Al-Khair for Importing Raw Materials	3,214,425
720	Al-Tareq for Importing Agricultural Supplies	3,213,770
721	Al-Masar Al-Jadeed for Importing Various Means of Transportation, Cars, and Spare Parts	3,213,379

722	Al-Nojoom Al-Dhahabiya for Importing Cars and Spare Parts	3,212,945
723	Shorouq Libya for Importing Foodstuffs	3,212,340
724	Al-Deqqa for Aluminum Manufacturing	3,200,216
725	Al-Fayeq Al-Mumtaz for Technical Industries	3,200,000
726	Alqala Alkubra for Importing Agricultural Supplies and Spare Parts	3,187,963
727	Alamed Almodiea for Importing Building Materials and Sanitary Supplies	3,185,325
728	Aldora for Importing Agricultural Materials and Supplies and Spare Parts	3,184,423
729	Alqous Alalamia for Importing Means of Transportation, Accessories, Oils, and Greases	3,179,683
730	Alisteqlal for Importing Foodstuffs	3,171,433
731	Auslin for Importing Medical Equipment, Devices, Maternal and Child Supplies	3,143,804
732	Tatweer for Industrial Investment Corporation	3,142,040
733	Sayidat Alghitha for Importing Foodstuffs, Livestock, and Meat	3,135,216
734	Safa Altariq for Importing Foodstuffs, Livestock, and Meat	3,133,871
735	Aboshaneb for Importing Foodstuffs	3,128,746
736	Alriada for Iron Industries	3,118,508
737	Alanzoma Almutaqadema for Importing Electronic Devices, Accessories, and Spare Parts	3,106,496
738	Majmoat Alirteqa Almotahida for Importing Means of Transportation and Accessories	3,106,083
739	Almontaj Alburaq for Manufacturing Cleaning and Cosmetic Materials	3,100,000
740	Abodebous Factory for Manufacturing Plastic Containers and Household Items	3,098,587
741	Adhwa Alshamal for Importing Electrical Supplies	3,097,780
742	Alithar Aldaem for Importing Foodstuffs, Livestock, and Meat	3,084,465
743	Aleklil for Importing Decoration Materials, Hardware, and Cleaning Supplies	3,075,800
744	Tobruk for Refining and Packaging Vegetable Oils	3,055,901
745	Alshouf for Manufacturing Building Materials	3,054,000
746	Aalam Altaqnia for Manufacturing Paper and Plastic Cups	3,046,916
747	Aleklil for Importing Medicines and Medical Equipment	3,033,404
748	Almohrikat Alibiya for Importing Cars and Spare Parts	3,029,619
749	Rand for Food Industries	3,019,814
750	Sohool Alrabi for Producing Flour, Rice, and Food Industries	3,015,000
751	Ras Almajen Factory for Manufacturing Aluminum and PVC Doors and Windows	3,007,690
752	Aladraaj Alalamia for Manufacturing Building Materials	3,005,000
753	Altaalq Albaher Alawal for Importing Electronic, Household, and Electrical Supplies	3,003,998
754	Alruya Aldijitalia for Importing Foodstuffs, Livestock, and Meat	2,997,054
755	Almasar Alawal for Importing Raw Materials	2,973,204
756	Alhais for Importing Clothes, Textiles, and Leather Goods	2,967,266
757	Majmoat Alawael for Manufacturing Household Furniture	2,956,030
758	Qalb Almoheet for Importing Foodstuffs, Fruits, Livestock, and Meat	2,952,508

759	Sheba for Installing and Maintaining All Types of Systems	2,949,150
760	Manarat Aliskandaria for Importing Foodstuffs	2,946,492
761	Almorona for Importing Raw Materials	2,938,848
762	Almehraath Aljadeed for Importing Agricultural Equipment and Supplies	2,926,100
763	Altolhiah Aloula for Importing Clothes, Fabrics, and Shoes	2,910,513
764	Aali Almutawasset for Shipping Agencies	2,909,450
765	Majmoat Alwafi for Importing Agricultural Equipment and Supplies and Spare Parts	2,905,603
766	Alghazara for Importing Foodstuffs, Livestock, and Meat	2,902,368
767	Altajadod for Manufacturing PVC	2,900,468
768	Amwaj Altaif for Importing Electronic and Electrical Devices	2,894,055
769	Dar Alkhibra for Importing Cars and Spare Parts	2,892,667
770	Marhaba for Importing Foodstuffs	2,886,705
771	Asas Albarmaja for Software Development	2,858,500
772	Aalam Almudie for Importing Electrical and Non-Electrical Devices and Spare Parts	2,853,835
773	Abna Belhaj Factory for Manufacturing Aluminum and PVC Doors and Windows	2,852,865
774	Altanmia Alhandasia for Manufacturing Trailers	2,842,311
775	Alfa for Importing Electrical Materials, Equipment, and Supplies	2,826,453
776	Alamohda Almutahida for Printing, Publishing, Media, and Paper Industries	2,815,570
777	Almohandesoon Almutahidoon for Construction and Engineering Works	2,814,914
778	Jawharat Alsinaia for Manufacturing Aluminum and PVC	2,811,200
779	Maedat Alrahman for Importing Foodstuffs	2,805,677
780	Fardas for Importing Foodstuffs, Livestock, and Meat	2,764,026
781	Alruya Alalamia for Coating and Paste Production	2,750,905
782	Almajra for Importing Foodstuffs	2,750,048
783	Alawras Altijaria for Importing Foodstuffs, Livestock, and Meat	2,749,527
784	Alfroj Almomayaz for Importing Foodstuffs, Livestock, and Meat	2,737,545
785	Rimal Libya for Communications and Information Technology	2,726,380
786	Esam and Partners for Coffee Manufacturing	2,712,144
787	Nuwarat Alsharq for Importing Foodstuffs	2,712,116
788	Alaseel for Food Industries	2,705,020
789	Alsafar for Importing Agricultural Equipment and Supplies	2,703,250
790	Almoustakshif Aldowlia for Information Technology and Protection Systems	2,700,000
791	Maysan for Plastic and Polymer Industries	2,687,850
792	Shams Almajd for Importing Building Materials	2,687,175
793	Almorabi Factory for Feed Manufacturing	2,684,300
794	Alnokhba for Importing Foodstuffs	2,675,386
795	Alfa for Food Industries, Mills, and Feeds (LLC)	2,671,214

796	Ard Alkhayrat for Coffee Manufacturing	2,670,798
797	Fayomi for Feed Manufacturing and Grain Milling	2,670,683
798	Aslanta for Importing Foodstuffs, Livestock, and Meat	2,661,038
799	Aleketeron Altijaria for Importing Electrical and Non-Electrical Devices and Spare Parts	2,651,700
800	Majmoat Buyout Alez for Importing Building Materials, Sanitary Supplies, and Electrical Supplies	2,640,831
801	Libya Hurra for Importing Generators, Machines, and Electrical Equipment and Spare Parts	2,613,123
802	Alijtihad for Importing Electrical and Non-Electrical Devices and Spare Parts	2,609,705
803	Alriada Aldwaeia for Importing Medical Equipment and Medicines	2,608,252
804	Alebhaar Alfani for Importing Foodstuffs, Livestock, and Meat	2,592,050
805	Sultan Alkhair for Importing Foodstuffs	2,582,500
806	Aetr Alharamain for Importing Foodstuffs and Fresh Fruits	2,576,065
807	Kondor Libya for Importing Electrical and Non-Electrical Devices, Spare Parts, and Electronic Devices	2,556,237
808	Lareen for Importing Agricultural Equipment and Supplies and Spare Parts	2,555,770
809	Alaref for Importing Electrical and Non-Electrical Devices, Spare Parts, and Electronic Devices	2,537,929
810	Allahaq for Importing Electrical and Non-Electrical Devices and Spare Parts	2,534,351
811	Alhaba Alfediya Alalamia for Importing Agricultural Equipment, Supplies, and Seeds	2,533,800
812	Qarneb for Importing Cars, Spare Parts, Oils, and Greases	2,510,113
813	Asmran for Asphalt and Oil Derivatives Manufacturing	2,505,000
814	Almasar Alibi for Importing Foodstuffs, Livestock, and Meat	2,504,134
815	Zohour Almadina for Manufacturing Cartons and Plastics	2,500,182
816	Albuthan for Importing Veterinary Medicines	2,490,117
817	Aleumran for Manufacturing Iron in All Types and Shapes	2,485,771
818	Aleitar for Importing Means of Transportation and Accessories	2,476,477
819	Alshifa for Importing Medicines	2,461,498
820	Wabil Alhaditha for Importing Medical Equipment and Supplies	2,450,025
821	Alsadara Aljadida for Importing Foodstuffs and Fresh Fruits	2,449,911
822	Alsamat for Importing Medicines, Medical Equipment, and Maternal and Child Supplies	2,447,565
823	Alwadi for Importing Building Materials and Sanitary Supplies	2,447,071
824	Alqasr Almalki for Importing Medical Equipment, Medicines, and Maternal and Child Supplies	2,437,849
825	Almoheda Alibiya for Importing Electronic, Electrical, and Non-Electrical Devices and Accessories	2,433,023
826	Qalat Almokhtar for Importing Computers and Accessories	2,428,704
827	Albashaair for Importing Electrical Supplies	2,427,061
828	Alghiran Aljadida for Importing Furniture	2,424,907
829	Naeem Baladi for Importing Foodstuffs	2,415,118
830	Alrifaaq Aljudod for Importing Agricultural Equipment and Supplies and Spare Parts	2,414,250
831	Suhool Libya for Importing Foodstuffs, Livestock, and Meat	2,414,116
832	Alhadaf for Rice Mills, Flour, and Derivatives	2,410,000

833	Beer Liyas for Importing Agricultural Equipment and Supplies and Spare Parts	2,399,242
834	Majmoat Almorshed for Importing Means of Transportation and Accessories (LLC)	2,398,219
835	Albayader Alkhadra for Importing Spare Parts and Supplies for Various Means of Transportation	2,395,992
836	Wadi Bi Alkabr for Importing Seeds and Agricultural Supplies	2,394,000
837	Alqweiri for Iron Industries	2,381,693
838	Balhaj Factory for Manufacturing Mats and Their Accessories from Plastic and Aluminum	2,379,585
839	Al-Qala'a for Importing Agricultural Supplies (Joint Stock)	2,378,131
840	Al-Zad Al-Alamiya for Food Manufacturing	2,376,786
841	Al-Sarai Factory for Manufacturing Aluminum Doors and Windows	2,376,113
842	Al-Fakhira for Importing Foodstuffs and Fresh Fruits	2,364,045
843	Al-Daqah Al-Amna for Importing Transportation Means and Accessories	2,362,328
844	Al-Ta'mir for Importing Building Materials, Sanitary Materials, and Accessories	2,347,836
845	Twitter for Importing Electronics, Electrical, and Household Materials	2,344,168
846	Al-Abanos for Furniture Manufacturing	2,331,929
847	Al-Mu'assis Al-Raqi for Iron Industries	2,318,565
848	Al-Shahid Majmout for Importing Foodstuffs	2,314,900
849	Al-Taj Al-Mumayyaz for Food Industries and Grain Milling	2,303,752
850	Al-Tilal Al-Khadra for Importing Foodstuffs	2,301,000
851	Dar Al-Wafa for Importing Foodstuffs	2,299,464
852	Afnan Al-Jadida for Importing Foodstuffs, Livestock, and Meat	2,279,677
853	Al-Nada for Manufacturing and Bottling Mineral Water, Juices, and Soft Drinks	2,272,293
854	Rawasi Al-I'mar for Importing Building Materials	2,270,025
855	Jawhara Orika for Importing Foodstuffs, Livestock, and Meat	2,269,909
856	Ghadames for Air Transport (Joint Stock)	2,269,135
857	Adrar Libya for Importing Cleaning Materials, Decoration, and Hardware	2,268,899
858	Al-Ain Al-Sahira for Importing Foodstuffs	2,261,729
859	Al-Rabi'a for Manufacturing Diapers, Health Care Products, and Cleaning Materials	2,252,889
860	Hittin for Importing Transportation Means and Accessories	2,252,585
861	Rukn Al-Diya for Importing Electrical and Non-Electrical Devices, Spare Parts, and Electronics	2,246,160
862	Al-Raihana for Food Industries	2,244,963
863	Al-Burj Al-Dawli for Marble and Granite Manufacturing and Cutting, and Building Materials	2,239,697
864	Al-Kays for Manufacturing Plastics	2,238,642
865	Al-Miran for Furniture Manufacturing	2,232,665
866	Qartaj Al-Dawliya for Importing Foodstuffs and Fresh Fruits	2,231,509
867	Al-Shat Al-Jadid for Importing Tobacco, Cigarettes, and Accessories	2,220,000
868	Al-Jawda for Manufacturing and Assembling Electrical and Household Materials, and Electronics	2,217,522
869	Al-Tilal for Importing Agricultural Equipment, Supplies, and Spare Parts	2,213,437

870	Saba for Importing Foodstuffs	2,208,644
871	Al-Ayadi Al-Dhahabiya for Iron Industries	2,204,000
872	Naseem Al-Bahr Misrata for Food Industries	2,199,756
873	Al-Mazari' Al-Awwal for Importing Livestock and Meat	2,199,167
874	Al-Hisan Al-Dhahabi for Manufacturing Cleaning Materials	2,195,600
875	Al-Ruwad for Importing Clothing, Textiles, and Leather Products	2,195,260
876	Dar Al-Jood for Manufacturing Cartons, Bags, and Paper Envelopes	2,190,932
877	Ahd Al-Mahabbah for Importing Foodstuffs	2,188,162
878	Al-Tuyur Al-Muhajira for Importing Foodstuffs	2,184,950
879	Miftah for Importing Clothing, Textiles, and Leather Products	2,182,618
880	Al-Nisr Al-Dhahabi Al-Mutajaddid for Importing Electrical and Household Materials	2,178,798
881	Bariq Al-Asr Al-Dawli for Importing Building Materials, Sanitary Materials, and Accessories	2,173,858
882	Itr Al-Ward for Manufacturing Chemicals and Cleaning Materials	2,173,232
883	Al-Daqah Al-Aliya for Importing Foodstuffs, Livestock, and Meat	2,166,004
884	Najmat Al-Majrah for Importing Livestock and Meat	2,165,660
885	Tasaheel Al-Dhahabiya for Importing Electronics and Electrical Devices	2,165,000
886	Asr Al-Bina' Al-Dawli for Importing Building Materials and Accessories	2,149,065
887	Jood Libya for Importing Agricultural Equipment, Supplies, and Spare Parts	2,146,359
888	Alam Al-Ibdah for General Contracting and Real Estate Investment	2,145,102
889	Al-Shahid Majmout for Importing Electrical, Electronics, and Related Accessories	2,140,020
890	Wahat Al-Khayr for Importing Electronic Devices	2,136,040
891	Al-Sa'at for Importing Transportation Means and Accessories	2,135,807
892	Al-Majmou'a Al-Libiya for Importing Air Conditioning and Heating Systems	2,132,882
893	Al-Nahda Al-Libiya for Manufacturing Cartons and Paper Products	2,122,785
894	Tabesti Al-Haditha for Importing Cars and Spare Parts	2,113,904
895	Al-Mushriqa for Importing Animals and Birds	2,108,112
896	Al-Diya Al-Dawliya Al-Awwal for Importing Electrical and Non-Electrical Devices, Spare Parts, and Electronics	2,102,602
897	Asr Al-Intilaqah for Paper and Cardboard Manufacturing	2,100,338
898	Bayaan Al-Khayr Al-Mutawasel for Importing Building Materials, Sanitary Materials, and Accessories	2,093,668
899	Al-I'mar Al-Tibi for Importing Medical Equipment and Maternal and Child Care Supplies	2,093,000
900	A'mar Zaltan for General Contracting and Real Estate Investment	2,091,288
901	Rahma Libya for Manufacturing Agricultural Machines, Equipment, and Supplies, and Assembling Electric Generators	2,078,384
902	Dar Al-'Imarah for Manufacturing Building Materials	2,061,772
903	Al-Muttahida for Manufacturing Aluminum, PVC, and Decoration	2,058,421
904	Al-Ghazala for Importing Building Materials, Sanitary Materials, and Accessories	2,057,457
905	Al-Sunbula Al-Fariqa for Importing Foodstuffs	2,054,638

906	Rahma for Importing Transportation Means and Accessories	2,051,158
907	Al-Tahadi Al-Awwal for Furniture Manufacturing	2,045,840
908	Qartaj Al-Alamiya for Importing Foodstuffs	2,043,150
909	Aboubakr Salem Malouq Factory for Paper Manufacturing	2,040,500
910	Al-Usrah Al-Mithaliya for Food Industries	2,036,847
911	Al-Thuraya for Importing Building Materials, Sanitary Materials, and Accessories	2,034,754
912	Karam Al-Khayr for Beverage and Juice Manufacturing	2,029,000
913	Gulf Factory for Shoe Manufacturing	2,028,445
914	Itar Al-Afdhal for Importing Transportation Means and Accessories	2,014,772
915	Al-Nouran for Electronics and Electrical Industries	2,014,155
916	Al-Majal Al-Wasi' for Manufacturing Electronic and Electrical Devices	2,009,325
917	Kona for Importing Foodstuffs	2,007,188
918	Al-Widad for Importing Foodstuffs, Livestock, and Meat	2,006,600
919	Itar Al-Dawliya for Importing Decoration Materials, Hardware, and Cleaning Supplies	2,004,572
920	Nahj Al-Aasimah for Furniture Manufacturing	2,004,279
921	Abu Rowila Factory for Manufacturing Household Plastics	2,001,446
922	Al-Taqnia Al-Haditha for PVC Manufacturing and Derivatives	2,001,063
923	Al-Zumurda Al-Dawliya for Importing Books and Stationery	1,998,605
924	Qarara for Importing Jewelry, Precious Stones, and Metals	1,996,870
925	Al-Mutawira for Importing Electrical Devices and Spare Parts	1,992,228
926	Afnan for Importing Jewelry, Precious Stones, and Metals	1,992,210
927	Al-Marsa for Shipping Agencies	1,991,455
928	Madraj Al-Khayrat for Food Manufacturing	1,990,750
929	Al-Afdhal for Animal Feed Manufacturing	1,988,875
930	Bidayat Al-Mi'mar for Importing Building Materials and Sanitary Products	1,987,650
931	Al-Tamyeez Factory for Aluminum and PVC Manufacturing	1,985,600
932	Majmet Al-Imtiaz for Importing Agricultural Equipment and Supplies	1,982,725
933	Al-Haira for Manufacturing Electronic and Electrical Devices	1,981,000
934	Qubtan Libya for Importing Foodstuffs, Livestock, and Meat	1,980,762
935	Saddim Al-Dawliya for Importing Foodstuffs, Livestock, and Meat	1,974,890
936	Al-Rawi for Dairy and Dairy Products Manufacturing	1,965,044
937	Wadi Al-Hayat for Importing Raw Materials	1,961,837
938	Hadeed Al-Bina' Al-Mutawira for Importing Building Materials and Sanitary Materials	1,961,000
939	Al-Shahhin Al-Dawliya for Importing Foodstuffs	1,960,268
940	Al-Mansour for Manufacturing Baby Diapers	1,952,899
941	Al-Rahiq Al-Azraq for Food Industries	1,952,000
942	Al-Ahram Al-Mithaliya Al-Awwal for General Contracting and Real Estate Investment	1,944,797

943	Arzaq Al-Mutawasta for Importing Foodstuffs, Livestock, and Meat	1,942,908
944	Libya Al-Mumtazah for Metal Manufacturing and Shaping	1,938,346
945	Ital Al-Dawliya for Importing Building Materials and Sanitary Materials	1,928,513
946	Al-Saat Al-Awwal for Importing Electrical and Electronic Materials	1,921,855
947	Al-'Inma' Al-Tadamuniya for Importing Building Materials	1,918,436
948	Rasanat Al-Mutawasta for Importing Agricultural Equipment, Supplies, and Spare Parts	1,918,400
949	Al-Muharrikat Al-Yabaniyah for Importing Transportation Means and Accessories	1,917,525
950	Shahhin Al-Mustaqbal for Importing Foodstuffs, Livestock, and Meat	1,917,111
951	Al-Sadra Al-Jadidah for Importing Electrical and Non-Electrical Devices, Spare Parts, and Electronics	1,916,287
952	SK Al-Dawliya for Manufacturing Marble, Granite, and Building Materials	1,909,940
953	Abwab Al-Mustaqbal for Importing Building Materials	1,909,180
954	Al-Tabi'ah Al-Libiyah for Importing Raw Materials	1,904,828
955	Ard Al-Khayrat for Importing Raw Materials	1,901,875
956	Najmat Biladi for Aluminum, PVC, and Accessories Manufacturing	1,900,061
957	Al-Burj Al-Awwal for Importing Transportation Means, Spare Parts, Tires, and Accessories	1,898,734
958	Al-Nama Al-Jadidah for Aluminum and PVC Manufacturing	1,895,752
959	Al-Jawdah Al-Raqiyah Al-Awwal for Manufacturing Animal Feed and Derivatives	1,885,000
960	Al-Nama Al-Filahi for Importing Agricultural Materials, Supplies, and Spare Parts	1,883,760
961	Al-Hilal Al-Dawli for Importing Livestock and Meat	1,871,008
962	Dursaf for Importing Building Materials, Sanitary Materials, and Accessories	1,866,150
963	Sana Al-Alamiya for Importing Electrical Devices, Electronics, and Spare Parts	1,865,020
964	Al-Masdar Al-Matin Al-Awwal for Kitchen Manufacturing	1,857,469
965	Bilhaj Al-Alamiya for Manufacturing Doors, Windows, and Decoration Supplies	1,840,357
966	Al-Itala Al-Mithaliya for Assembling and Manufacturing Electronics, Software, and Spare Parts	1,840,316
967	Al-Mutajaddid for Importing Household and Office Furniture	1,838,547
968	Shati Al-Mutadawil for Importing Foodstuffs, Livestock, and Meat	1,835,200
969	Shamal Africa Al-Dawliya for Importing Electric Generators, Spare Parts, and Electrical Equipment	1,829,605
970	Al-Abrar Al-Alamiya for General Contracting and Real Estate Investment	1,825,000
971	Sahar Al-Ghitha for Importing Foodstuffs, Livestock, and Meat	1,823,521
972	Nasma for Importing Air Conditioning and Heating Systems	1,821,256
973	Libya Al-Wataniya Al-Awwal for Wood Manufacturing and Furniture Production of All Types	1,821,196
974	Qasr Al-Sadir for Importing Ceramics and Building Materials	1,809,047
975	Al-A'sima Al-Awwal for Importing Livestock and Meat	1,793,800
976	Salalah for Importing Agricultural Equipment, Supplies, and Spare Parts	1,790,924
977	Jusur Al-Tijara for Importing Foodstuffs and Live Animals	1,775,525
978	Al-Tuyur Al-Mithaliya for Importing Electronics and Accessories	1,775,361
979	Victoria for Importing Foodstuffs	1,774,586

980	Sultan for Food Industries and Beverage Bottling	1,770,056
981	Al-Saray Al-Alamiya for Wood Manufacturing	1,766,824
982	Sama Al-Khayr for Importing Raw Materials	1,755,000
983	Al-Asas Al-Raqi Al-Jadid for Importing Building Materials, Sanitary Materials, and Accessories	1,748,990
984	A'ali Al-Sharq for Importing Foodstuffs, Livestock, and Meat	1,738,750
985	Verona for Importing Foodstuffs, Livestock, and Meat	1,737,043
986	Al-Madina Misratah Factory for Paint and Paste Manufacturing	1,735,075
987	Al-'Imar for Iron and Corrugated Sheet Manufacturing	1,734,142
988	Al-Muthmira for Importing Foodstuffs	1,718,764
989	Bab Africa Al-Jadid for Food Industries	1,709,560
990	Al-Ayadi for Manufacturing Building Materials	1,707,767
991	Design Al-Haditha for Importing Foodstuffs, Livestock, and Meat	1,700,576
992	Al-Muttahida Al-Dawliya Al-Awwal for Importing Equipment and Heavy Machinery	1,699,920
993	Al-Rasikha for Importing Building Materials, Sanitary Materials, and Accessories	1,698,631
994	Huqool Al-Ghitha for Importing Livestock and Meat	1,695,340
995	Daleel Al-Amakin for Importing Electrical and Non-Electrical Devices and Spare Parts	1,689,626
996	Babel Al-Haditha for Importing Clothes, Textiles, Shoes, and Leather Products	1,688,638
997	Al-Sadaqa Al-Raqiyah for Importing Building Materials and Sanitary Materials	1,686,355
998	Al-Nukhbah for Industrial Investment (Limited Liability Company)	1,684,938
999	Delta Al-Muttahida for Manufacturing Packaging Materials	1,684,421
1000	Al-Shurooq Al-Malakiya for Importing Raw Materials	1,682,496
1001	A'mal Libya for Grain Milling	1,680,000
1002	Buheira Al-Saray for Importing Electrical and Non-Electrical Devices, Spare Parts, and Electronics	1,678,155
1003	Al-Mashariq Al-Jadidah for Importing Foodstuffs, Livestock, and Frozen Meat	1,673,880
1004	Al-Taqaddum Al-Watani for Importing Building Materials, Sanitary Materials, and Accessories	1,672,841
1005	Sah for Technology for Importing Books, Stationery, Office Supplies, and Equipment	1,671,904
1006	Al-Tanarah for Fishing and Canning Fish	1,671,860
1007	Al-Tahadi Al-Awwal for Paper and Cardboard Manufacturing	1,671,375
1008	Thamara for Food Industries	1,670,181
1009	Bain Al-Nahrain for Importing Foodstuffs	1,670,028
1010	Dar Al-Katakoot for Incubating Fertilized Eggs, Producing, and Training Chicks	1,668,730
1011	Jil Al-'Amal for Importing Livestock and Meat	1,655,361
1012	Al-Sharjah for Importing Perfumes and Beauty Products	1,650,000
1013	Titan for Importing Clothes, Shoes, and Leather Products	1,644,042
1014	Al-Jadidah for Food Manufacturing	1,636,870
1015	Al-Rahbah for Importing Foodstuffs	1,635,306
1016	Altyb alandalus for Importing Foodstuffs, Livestock, and Meat	1,630,380

1017	Alwathiqa al-asliya for Importing Means of Transportation and Accessories	1,623,411
1018	Albasakel for Importing Electrical and Household Materials	1,616,675
1019	Aldiyar al-arabia for Importing Building Materials, Sanitary Materials, and Accessories	1,611,251
1020	Alrida al-daem for Importing Cars and Spare Parts	1,609,500
1021	Zahra al-sidr for Manufacturing Food Products	1,604,000
1022	Alabraj al-haditha for Importing Electrical and Non-Electrical Devices, Spare Parts, and Electrical Equipment	1,601,457
1023	Seyol Factory for Iron Industries	1,600,872
1024	Majmet alanaqa al-dawliya for Manufacturing Clothes, Fabrics, and Textiles	1,600,000
1025	Alakid al-akid for Medical Services	1,600,000
1026	Safa al-jawda for Manufacturing Flour	1,599,200
1027	Anwar al-mustaqbal al-alamia for Importing Electrical and Non-Electrical Devices, Spare Parts, and Equipment	1,599,038
1028	Hadeed Libya al-wataniya for Iron Industries	1,595,015
1029	Mayar al-awla al-alamia for Importing Foodstuffs, Livestock, and Meat	1,594,900
1030	Abwab al-fath for Importing Stationery and Office Tools	1,588,924
1031	Rouad al-dawli Factory for Manufacturing Clothes	1,584,652
1032	Alnoor alhadith for Importing Foodstuffs	1,583,377
1033	Zat al-ramal for Importing Foodstuffs	1,579,174
1034	Alsaraj al-ali for Importing Electrical and Non-Electrical Devices, Spare Parts, and Electro Equipment	1,575,238
1035	Alrefaq aljuded for Importing Livestock and Meat	1,572,388
1036	Al-tazej for Importing Foodstuffs, Livestock, and Meat	1,568,951
1037	Al-taawunia for Iron Industries	1,566,892
1038	Atlas al-alamia for Importing Medicines, Medical Products, and Maternity and Child Supplies	1,563,883
1039	Kfalos for Maritime Agencies	1,560,485
1040	Alhamia for Importing Building Materials, Sanitary Materials, and Accessories	1,556,507
1041	Al-Maysam al-Dawliya for Importing Clothes, Textiles, and Leather Goods	1,551,882
1042	Tareeq al-Noor for Importing Building Materials, Sanitary Materials, and Accessories	1,550,000
1043	Sahel al-Henshir for Importing Electrical Devices, Materials, Spare Parts, and Electronic Equipment and Accessories	1,546,635
1044	Al-Alamiya for Manufacturing Sweets and Food Products	1,544,426
1045	Al-Habba al-Dhahabiya al-Fakhira for Rice Refining and Grain Grinding	1,536,000
1046	Al-Amiral for Importing Cleaning Materials, Decorations, and Hardware	1,533,311
1047	Al-Jubail for Importing Raw Materials	1,532,539
1048	Anarat al-Mutawassit for Importing Electrical and Non-Electrical Devices	1,531,602
1049	Al-Nujoom al-Jadida for Importing Foodstuffs, Livestock, and Meat	1,525,724
1050	Ater al-Sharq for Importing Cleaning Materials	1,521,480
1051	Wadi Zayn for Importing Medicines, Medical Products, and Maternity and Child Supplies	1,511,513
1052	Barqa for Importing Agricultural Supplies	1,505,591

1053	Al-Tawafuq al-Daem for Importing Foodstuffs	1,505,265
1054	Al-Thawb al-Raqi for Importing Clothes, Textiles, and Leather Goods	1,500,930
1055	Al-Khutwa al-Oula for Manufacturing Insulation Boards and Materials	1,500,000
1056	Al-Qimma al-Mithaliya for Importing Building Materials, Sanitary Materials, and Accessories	1,496,000
1057	Medica for Importing Medicines, Medical Products, and Maternity and Child Supplies	1,493,127
1058	Al-Makhzoun al-Tayyib for Importing Maternity and Child Supplies	1,491,906
1059	Jadeed al-Ummah for Importing Cars, Spare Parts, and Accessories	1,491,162
1060	Al-Tawazon for Importing Tobacco, Cigarettes, and Accessories	1,488,500
1061	Fine for Manufacturing Foam and Salons	1,487,347
1062	Masarat al-Ilm for Communications and Information Technology	1,485,188
1063	Al-Alamiya al-Mumayaza for Importing Means of Transportation	1,480,335
1064	Al-Yaqout for Agricultural and Animal Production	1,471,871
1065	Al-Ittihad al-Raida for Importing Furniture	1,465,098
1066	Al-Burj al-Alamiya for Importing Means of Transportation and Accessories	1,459,000
1067	Qafila al-Shati for Importing Foodstuffs	1,451,000
1068	Al-Kayan for Printing, Paper Industries, Packaging, and Advertising	1,445,000
1069	Marafi for Food Industries and Vegetable Oils	1,443,719
1070	Manazil for Importing Electrical and Non-Electrical Devices and Spare Parts	1,443,275
1071	Al-Noor for Importing Foodstuffs	1,443,193
1072	Al-Marsa al-Jadid for Egg Hatching, Poultry Farming, and Production	1,439,490
1073	Leipzig for Importing Foodstuffs	1,439,068
1074	Al-Mahamm for Importing Foodstuffs	1,436,450
1075	Al-Kawkab al-Dhahabi for Importing Electronic Devices, Accessories, and Spare Parts	1,429,917
1076	Al-Ra'id for Importing Means of Transportation and Accessories	1,428,654
1077	Al-Nawafidh al-Asriya for Manufacturing PVC and Aluminum	1,422,020
1078	Al-Miraj for Manufacturing Electronic and Electrical Devices	1,411,853
1079	Biladi Factory for Manufacturing Paint	1,403,084
1080	Al-Majmua al-Alamiya for Importing Building Materials and Accessories	1,402,784
1081	Al-Ghitha' al-Afdal for Importing Foodstuffs (Limited Liability)	1,402,685
1082	Aqlam for Paper Industries	1,401,740
1083	Qasr al-Jubran for Importing Foodstuffs, Livestock, and Meat	1,395,000
1084	Qimmat al-Izdihar for Importing Maternity and Child Supplies	1,392,462
1085	Al-Ruwad Factory for Manufacturing Aluminum and PVC	1,378,135
1086	Kahouf al-Jibal for Manufacturing Building Materials	1,375,000
1087	Wahat Libya for Importing Foodstuffs	1,373,634
1088	Al-Mazra'a al-Dhahabiya for Investment and Agricultural Production	1,373,440
1089	Al-Fikra al-Haditha for Importing Foodstuffs	1,369,099

1090	Al-Mawashi al-Alamiya for Importing Foodstuffs, Livestock, and Meat	1,366,466
1091	Al-Nabdh al-Jadid for Communications and Information Technology	1,362,600
1092	Dunya al-Sihha for Importing Medicines, Serums, and Veterinary Vaccines	1,357,453
1093	Al-Sadd al-Aali for Manufacturing Electronic Devices	1,354,900
1094	Al-Rabi'a Factory for Manufacturing Cleaning Materials	1,344,985
1095	Al-Ittar al-Aman for Importing Tires, Tubes, and Car Accessories	1,337,726
1096	Al-Thiqa al-Dawliya for Electromechanical Works	1,337,250
1097	Al-Sawa'id for Wood Industries	1,336,028
1098	Al-Shahin for Importing Veterinary Medicines	1,332,098
1099	Jama Libya for Importing and Distributing Electrical Equipment and Spare Parts	1,331,713
1100	Al-Mahari al-Sari' for Transport	1,325,000
1101	Al-Ni'am al-Alamiya for Food Industries	1,325,000
1102	Al-Alamiya for Prefabricated Buildings	1,324,580
1103	Al-Majmua al-Janoubiya for Information Technology	1,321,759
1104	Shababik al-'Asima for Importing Foodstuffs	1,321,219
1105	Al-Masdar al-Alamiya for Importing Foodstuffs, Meat, and Livestock	1,319,615
1106	Al-Bunduqiya for Importing Foodstuffs	1,317,110
1107	Taj Abu Jarada for Importing Foodstuffs, Livestock, and Meat	1,315,050
1108	Al-Fahd al-Sari' for Importing Raw Materials	1,310,097
1109	Al-Wakeel al-Alamiya al-Oula for Importing Medicines, Maternity and Child Supplies, and Medical Equipment	1,306,308
1110	Marjan al-Bahr for Importing Frozen Fish, Livestock, and Meat	1,304,900
1111	Al-Diwan for Importing Medicines, Medical Equipment, and Supplies	1,303,255
1112	Sila for Communications and Information Technology	1,300,921
1113	Al-Rukn al-Iliktroni for Manufacturing Electronic and Electrical Devices	1,300,540
1114	Al-Bunyan al-Aali for Manufacturing Steel Doors, Windows, Aluminum, and PVC	1,300,182
1115	Medico for Importing Medicines, Medical Equipment, Maternity, and Child Supplies	1,293,695
1116	Al-Barina for Importing Medicines, Medical Equipment, Supplies, Laboratories, and Child Products	1,291,012
1117	Al-Qalaa al-Haditha for Importing Foodstuffs	1,289,699
1118	Bin Faraj for Importing Tires and Tubes (Limited)	1,285,378
1119	Al-Hadaf Majmout for Manufacturing and Packaging Building Materials, part of Al-Tadamon Holding Majmout	1,282,500
1120	Al-Rubai Factory for Manufacturing Sweets, Packing, and Packaging Pulses	1,281,254
1121	Al-Raha for Importing Foodstuffs, Livestock, and Meat	1,280,392
1122	Al-Mabani al-Dhahabiya for General Contracting	1,279,016
1123	Al-Risala for Importing Foodstuffs	1,278,067
1124	Apollonia Pharma for Importing Medicines, Maternity, and Child Supplies	1,277,532
1125	Al-Jawhara Factory for Manufacturing Plastic Pipes	1,271,714
1126	Rimas Medical for Importing Medical Equipment, Medicines, and Maternity and Child Supplies	1,265,000

1127	Al-Mustaqbal Factory for Manufacturing Gypsum and Decoration	1,262,451
1128	Rimas Medical Oula for Importing Medical Equipment	1,251,252
1129	Al-Nourain al-Dawliya for Importing Raw Materials	1,250,602
1130	Al-Salama for Importing Fabrics and Textiles	1,249,919
1131	Al-Afdaliya for Importing Electrical and Non-Electrical Devices	1,249,637
1132	Al-Taquaddum for Metal and Plastic Industries	1,240,724
1133	Sofana for Importing Foodstuffs, Livestock, and Meat	1,236,541
1134	Al-Sahm al-Lami' for Importing Building Materials and Sanitary Materials	1,230,912
1135	Al-Najm al-Rifi for Importing Electronic and Electrical Devices	1,225,550
1136	Al-Tahkum for PVC, Aluminum, and Glass Industry	1,224,923
1137	Fakhra Libya Oula for Importing Cars and Spare Parts	1,224,450
1138	Al-Jira for Importing Foodstuffs, Livestock, and Meat	1,223,220
1139	Al-Zaytouna for Plastic Industries	1,223,141
1140	Al-Buraq Oula for Importing Generators, Electrical Devices, and Spare Parts	1,220,180
1141	Ahadith al-Muharrikat for Importing Various Means of Transportation and Spare Parts	1,219,500
1142	Rabi'ana al-Muttahida for Importing Personal Care Supplies	1,212,366
1143	Al-Zaytouna al-Khadra for Importing Agricultural Machinery and Spare Parts	1,210,630
1144	Hurm al-Shifa for Importing Medical Equipment and Maternity and Child Supplies	1,206,089
1145	Sanabil al-Zahra for Importing Barn Equipment and Agricultural Supplies	1,205,276
1146	Al-Shamila Oula for Importing Medical Equipment, Medicines, and Maternity and Child Supplies	1,205,045
1147	Al-Tanmiya for Importing Petroleum Equipment and Tools	1,201,460
1148	Al-Daqa al-Mumayiza for Importing Agricultural Machinery, Equipment, and Spare Parts	1,201,386
1149	Al-Tabi'a for Importing Raw Materials	1,201,264
1150	Bab al-Mustaqbal for Importing Car Spare Parts and Accessories	1,198,283
1151	Al-Mawarid al-Muttahida for Importing Foodstuffs	1,195,918
1152	Nakheel Factory for Food Industries	1,193,857
1153	Zuhel al-Jadida for Importing Means of Transportation and Accessories	1,193,558
1154	Al-Ajwad al-Dawiya for Importing Medicines, Medical Equipment, and Lab Devices	1,192,097
1155	Al-Manahil Medical for Importing Medicines, Medical Products, and Supplies	1,191,598
1156	Al-Daqa al-Sihhiya for Importing Bone Devices and Medical Supplies	1,180,752
1157	Tatwor Libya for Importing Building Materials, Sanitary Materials, and Accessories	1,177,988
1158	Konouz Libya for Importing Cleaning Materials	1,174,811
1159	Al-Farouq al-Tibbiya for Importing Medicines, Medical Equipment, and Maternity and Child Supplies	1,172,142
1160	Ambasa for Importing All Types of Building Materials	1,158,480
1161	Al-Ma'dan al-Libi for Metal Industries and Hangars	1,155,906
1162	Taj al-Alamiya al-Mumayaza for Importing Electrical and Non-Electrical Devices and Spare Parts	1,147,378
1163	Ghalia for Food Industries	1,145,964

1164	Al-Haditha for Importing Foodstuffs	1,144,601
1165	Abar al-'Alam for Importing Building Materials	1,144,086
1166	Afak al-Tatweer for Manufacturing Aluminum and PVC	1,143,264
1167	Al-Diyafa Libya for Importing Electronic and Electrical Devices	1,139,050
1168	Al-Sada al-Mumtazoon for Food Industries	1,137,766
1169	Ittihad al-Iliktroniya for Importing Electronic and Electrical Devices	1,135,934
1170	Al-Ra'id al-Hadith for Importing Means of Transportation and Accessories	1,135,205
1171	Al-Ibda'a al-Hur for Importing Clothes, Textiles, and Leather Goods	1,134,120
1172	Al-Nahda al-Wataniya for Importing Means of Transportation and Accessories	1,133,183
1173	Al-Diyafa al-Libiya for Importing Foodstuffs	1,132,832
1174	Al-Ittihad al-Arabi for Importing Medicines, Medical Equipment, and Maternity and Child Supplies	1,131,641
1175	Al-Diyafa al-Libiya for Manufacturing Foodstuffs and Beverages	1,127,200
1176	Alatlas Al-Dawli for Importing Building Materials, Sanitary Products, and Their Accessories	1,125,635
1177	Kenzi for Importing Medical Equipment, Medicines, Pharmaceuticals, and Maternal and Child Supplies	1,125,232
1178	Almatoun for Importing Electrical and Electronic Devices, Household, and Electrical Appliances and Their Accessories	1,125,059
1179	Al-Himma for Importing Medicines and Medical Equipment	1,124,665
1180	Droob Al-Rakhaa for Importing Foodstuffs	1,123,600
1181	Suluq for Poultry Rearing and Slaughtering	1,120,900
1182	Al-Buheira for Importing Cleaning Materials	1,117,554
1183	Bayt Al-Izdihaar for Furniture and Kitchen Manufacturing	1,114,119
1184	Al-Musanada Al-Libya for Importing Means of Transport and Their Accessories	1,112,993
1185	Al-Libya Al-Asriya for Importing Electrical and Non-Electrical Devices and Electronic Devices and Their Accessories	1,112,610
1186	Qurza for Importing Foodstuffs and Fresh Fruits	1,107,617
1187	Al-Tahadeen for Importing Books and Stationery	1,100,690
1188	Al-Lamsa for Importing Furniture and Accessories	1,099,662
1189	Al-Burj Al-Ghitha'i Al-Jadid for Importing Foodstuffs, Livestock, and Meat	1,099,575
1190	Al-Ridwan for Importing Medicines, Supplies, and Medical Equipment	1,099,565
1191	Candy for Importing Foodstuffs, Livestock, and Meat	1,099,113
1192	Al-Iqona Al-Jadida for Manufacturing Hangars and Mobile Homes	1,094,632
1193	Al-Haqil Akhdar for Importing Agricultural Machinery, Supplies, and Spare Parts	1,093,289
1194	Al-Bariq Al-Dawli for Importing Raw Industrial Materials	1,090,000
1195	Rouh Libya for Importing Medicines, Pharmaceuticals, and Maternal and Child Supplies	1,089,779
1196	Shumoos Al-Ghitha' for Importing Foodstuffs, Livestock, and Meat	1,085,562
1197	Magdit for Food Industries	1,085,422
1198	Wahat Al-Aasima for Importing Foodstuffs	1,077,938

1199	Al-Jadwa Al-Dawliya for Importing Clothes, Fabrics, Leather Products, and Footwear	1,076,265
1200	Lamsat Al-Marah for Importing Books and Stationery	1,075,194
1201	Al-Waseela for Food Industries	1,074,350
1202	Al-Shamela Al-Taqliya for Importing Electrical and Electronic Devices	1,073,514
1203	Al-Imkaniyat for Importing Electrical and Non-Electrical Devices, Spare Parts, and Electronic Devices	1,072,777
1204	Al-Khaleej for Importing Clothes, Fabrics, Leather Products, and Footwear	1,069,943
1205	Al-Mizan Al-Dhahabi for Importing Building Materials, Sanitary Products, and Their Accessories	1,065,401
1206	Afaq Al-Mustaqbal for Manufacturing Plastic Tools	1,063,000
1207	Talmeetha Al-Jadida for Importing Household Materials	1,062,597
1208	Libya Baytna for Importing Building Materials, Sanitary Products, and Their Accessories	1,062,252
1209	Al-Waha Al-Jadida for Importing Foodstuffs	1,062,240
1210	Rawasi Al-Sahra for Importing Oils, Fats, Means of Transport	1,061,891
1211	Alkhatt Al-Ahlam for Importing Foodstuffs	1,055,682
1212	Mazaaya Al-Manazil for Importing Electrical and Non-Electrical Devices and Materials	1,052,608
1213	Al-Diyar Al-Alamiya for Importing Building Materials, Sanitary Products, and Their Accessories	1,051,540
1214	Al-Rukn Al-Sharqi for Information Technology	1,050,357
1215	Al-Hayat Al-Mutamayiza for Importing Electrical and Non-Electrical Devices, Spare Parts, and Electronics	1,050,226
1216	Al-Riyada Al-Alamiya Al-Oula for Importing Grains, Seeds, Feed, and Agricultural Supplies	1,050,000
1217	Al-Wataniya for Importing Heavy Machinery, Equipment, and Spare Parts	1,048,272
1218	Libya Al-Alamiya for Manufacturing Aluminum Doors, Windows, Furniture, and Décor	1,048,125
1219	Al-Arabiya for Importing Books and Stationery	1,036,378
1220	Al-Raida Al-Mutamayiza for Importing Foodstuffs, Livestock, and Meat	1,023,750
1221	Al-Qalaa for Manufacturing Soap and Cleaning Products	1,023,726
1222	Dunya Al-Sihha for Importing Medicines, Medical Supplies, and Maternal and Child Products	1,023,001
1223	Waha Al-Tibb for Importing Medical Equipment	1,023,000
1224	Yashfin Al-Dawliya for Importing Medicines and Veterinary Serums	1,022,499
1225	Al-Salb Factory for Manufacturing Corrugated Sheet Metal	1,021,092
1226	Droub Al-Bidaya for Importing Agricultural Machinery, Supplies, and Spare Parts	1,020,000
1227	Al-Taj Al-Ghidhai Al-Dhahabi for Importing Foodstuffs, Livestock, and Meat	1,019,683
1228	Al-Khaleej for Manufacturing Insulated Panels	1,018,455
1229	Title Commercial for Importing Medical Equipment, Medicines, Medical Supplies, and Maternal and Child Products	1,018,260
1230	Al-Mustawrid Al-Jadid for Importing Foodstuffs, Livestock, and Meat	1,016,176
1231	Al-Qita'at Al-Haditha for Manufacturing Aluminum	1,014,919
1232	Mafkhara Al-Ard for Importing Means of Transport and Their Accessories	1,014,000
1233	Yafa Commercial for Importing Medical Equipment, Medicines, Medical Supplies, and Maternal and Child Products	1,007,706

1234	Al-Malika Al-Dhahabiya for Importing Maternal and Child Products	1,007,083
1235	Noor Sama for Importing Medical Equipment and Supplies	1,001,346
1236	Al-Raida Al-Oula for Importing Foodstuffs, Livestock, and Meat	1,000,800
1237	Noor Factory for Iron Industries	1,000,184
1238	Al-Ghazal for Importing Clothing, Textiles, and Leather Goods	1,000,000
1239	North Africa for Importing Medicines and Medical Equipment (Limited Liability)	999,153
1240	Al-Rafaqa for Importing Building Materials and Sanitary Products	996,091
1241	Al-Osoul Al-Asasiya for Manufacturing Electronic Devices and Systems	995,000
1242	Oya Pharma for Importing Medical Equipment, Medicines, Medical Supplies, and Maternal and Child Products	994,150
1243	Al-Badiya Al-Areeqa for Manufacturing Building Materials	990,206
1244	alibyaa for Importing Medicines and Medical Equipment	984,891
1245	Tarsu Oil Services	978,576
1246	Al-Yaqeen Al-Mutamayiz for Importing Foodstuffs, Livestock, and Meat	976,496
1247	Alam Al-Qiyada for Importing Means of Transport	975,785
1248	Al-Abraj Al-Dhahabiya for Coating and Molding	975,294
1249	Al-Badil Al-Mumtaz for Importing Electronic, Electrical, and Non-Electrical Devices	974,860
1250	Manarat Shahat Factory for Aluminum	970,930
1251	Al-Asour for Importing Clothing, Textiles, and Leather Goods	969,954
1252	Khatt Atlas for Importing Electrical and Non-Electrical Devices, Spare Parts, and Electronics	965,150
1253	Al-Diya' Al-Raqi for Iron Industries	964,437
1254	Al-Fahd Al-Usatari for Importing Foodstuffs, Livestock, and Meat	959,415
1255	Aslanta for Importing Electronic Devices	955,339
1256	Agadir Al-Dhahabiya for Importing Electrical Materials, Electronics, and Telecommunication Devices	950,000
1257	Desan aldawalia for Importing Foodstuffs, Livestock, and Meat	944,960
1258	Al-Nahda Factory for Manufacturing Clothing	944,890
1259	Al-Safwa Al-Raida for Plastic Industries	939,422
1260	Al-Tawasul Al-Mudhi for Importing Foodstuffs, Livestock, and Meat	938,268
1261	Wadi Al-Hayat for Importing Means of Transport and Their Accessories	936,000
1262	Al-Hurriya Factory for Manufacturing Mesh Plates	930,250
1263	Al-Libya Al-Haditha for Importing Medical Equipment, Medicines, and Maternal and Child Products	929,589
1264	Al-Rim for Importing Medicines and Medical Equipment	929,566
1265	Banan for Importing Perfumes, Cosmetics, Small Items, and Cleaning Products	927,714
1266	Kleen aldawalia for Importing Cosmetics, Small Items, and Cleaning Products	923,743
1267	Al-Burj Al-Mutawassit for Importing Means of Transport and Their Accessories	919,660
1268	Al-Majd for Importing Dental Equipment	919,608
1269	Al-Najm Al-Qutbi for Importing Electrical and Household Devices	917,500

1270	Al-Ikhwan Al-Mutahidoon for Importing Household Equipment, Electrical Devices, and Materials	913,609
1271	Al-Rahila for General Contracting and Real Estate Investment	912,050
1272	Al-Mustawrid Al-Amin for Importing Means of Transport and Their Accessories	907,638
1273	Al-Tatawwur Al-Zira'i for Importing Agricultural Supplies	906,487
1274	Al-Badiya Al-Areeqa for Food Industries	904,804
1275	Alshahed almomayez for Importing Foodstuffs	904,650
1276	Shomoa Al-Inshaat wal Sanayaat Al-Madaniyah for Metal Industries	904,628
1277	Qimat Al-'Iraqah for Importing Clothing	902,200
1278	Al-'Itar Al-Hadith for Importing Cars and Spare Parts	900,222
1279	Dhaman Al-Jawda for Importing Foodstuffs, Livestock, and Meat	899,124
1280	Al-Mutawar Al-Sharq Al-Awsat for Administrative Consulting, Training, and Qualification	897,200
1281	Al-Rahmah Factory for Manufacturing Doors and Windows from Aluminum	896,912
1282	Bayat Libya for Plastic Industries	896,839
1283	Atoor Al-Wadi for Importing Foodstuffs, Livestock, and Meat	890,563
1284	Jabal Al-Sharq for Poultry Farming, Egg and Meat Production	885,998
1285	Al-Delta for Manufacturing Cleaning Products	885,346
1286	Al-Alamah Al-Oula for Importing Medical Equipment, Medicines, and Maternal and Child Supplies	880,766
1287	Al-Ibram for Importing Foodstuffs	878,383
1288	Al-Salamah for Manufacturing Hangars and Corrugated Sheets	875,710
1289	Al-Qandooz Factory for Manufacturing Aluminum Mats	872,287
1290	Al-Nama' Factory for Engineering Industries	871,154
1291	Bahlaj Factory for Manufacturing Car Radiators	868,000
1292	Al-Awla Al-Hadithah for Importing Electronic Devices and Accessories	867,375
1293	Anwar Al-Shu'la for Importing Electrical Materials	866,204
1294	Rimas Libya for Oil Services	862,300
1295	Adwaa Akakus for Importing Foodstuffs	861,393
1296	Al-Tanmiah Al-Hadithah for Manufacturing PVC Sheets, Profiles, and Pipes	859,618
1297	Al-Nakhil aldawalia for Importing Various Means of Transportation, Machines, Equipment, and Spare Parts	859,281
1298	Naseem aldawalia for Importing Foodstuffs	854,730
1299	Magellan for Importing Books and Stationery	851,260
1300	Dar Al-Tijarah for Importing Foodstuffs, Livestock, and Meat	844,148
1301	Al-Faiha' Al-'Alamiya for Importing Medicines, Medical Equipment, and Maternal and Child Supplies	842,500
1302	Manahel Al-Mi'mar for Importing Building Materials and Sanitary Materials	840,389
1303	Nafidat Al-'Aalam Al-Jadeed for Importing Foodstuffs	839,500
1304	Majmou'at Qarrah Libya for Importing Transportation Means and Spare Parts	836,915
1305	Al-Tayibat Al-Libiyah for Importing Medical Supplies and Maternal and Child Products	835,275
1306	Rama Libya for Plastic Industries	829,332

1307	Al-Mazn for Importing Foodstuffs, Livestock, and Meat	826,970
1308	Al-Jil Al-Qadim for Importing Medicines and Medical Equipment	826,490
1309	Al-Mustasagh for Importing Maternal and Child Supplies	824,792
1310	Al-Tadamun Al-Arabi for Food Industries	823,658
1311	Sanabel Al-Andalus for Importing Foodstuffs	821,536
1312	Al-Tawfiqiya Libya for Importing Various Means of Transportation and Spare Parts	821,432
1313	Alama Al-Sharq for Importing Foodstuffs, Livestock, and Meat	820,779
1314	Adrar Akakus for Importing Heavy Machinery and Equipment (Limited Liability Company)	818,781
1315	Al-Hadi for Manufacturing Plastic Bags (Limited Liability Company)	816,465
1316	Arij Al-Ghidhah for Importing Foodstuffs	814,369
1317	Al-Asalah Al-Ra'iah for Importing Furniture	814,345
1318	Al-Zahiyah for Importing Medicines, Medical Equipment, and Maternal and Child Supplies	812,629
1319	Al-Mazari' Al-Watani for Importing Agricultural Machinery, Equipment, and Spare Parts	810,024
1320	Al-Amtiah for Importing Leather Goods and Clothing	807,042
1321	Al-Zumurdah Al-Jadidah for Importing Raw Materials	804,258
1322	Shams Al-'Asil for Importing Electrical and Non-Electrical Devices, Spare Parts, and Electronics	801,626
1323	Noor Samaa for Importing Medical Equipment and Supplies	792,872
1324	Strain for Importing Electrical and Non-Electrical Devices, Spare Parts, Electronics, and Related Equipment	790,798
1325	Al-Jaleed Al-Abyad for Refrigeration, Air Conditioning, and Elevators Services	789,860
1326	Al-Mara'i Al-Awla for Importing Foodstuffs, Livestock, and Meat	788,515
1327	Saharina for Importing Cleaning Materials (Limited Liability Company)	783,991
1328	Jet for Importing Construction Materials and Sanitary Products	777,291
1329	Asas Al-Itihad for Manufacturing Glass and Related Products	774,537
1330	Salooq for Manufacturing Construction Materials of All Types	772,500
1331	Wadi Arm aldawalia for Importing Cars and Spare Parts	767,704
1332	Mi'mar Libya aldawalia for General Contracting and Real Estate Investment	765,445
1333	Al-Mutafaqqah for Importing Electronics	761,940
1334	Jabal Al-Noor for Importing Clothing, Textiles, and Leather Products	761,229
1335	Al-Sharq for Importing Electrical and Non-Electrical Devices, Spare Parts, and Accessories	759,556
1336	Al-Ghad for Assembling and Manufacturing Electronics, Software, and Spare Parts	753,933
1337	Azka for Importing Transportation Means and Accessories	753,033
1338	Bahlaj aldawalia and Partners for Importing Electrical and Non-Electrical Devices, Spare Parts, and Accessories	751,879
1339	Badr Al-Noor for Importing Foodstuffs	751,400
1340	Waheba and Partners for Importing Foodstuffs, Livestock, and Meat	750,979
1341	Majmou'at Al-Sifarani for Manufacturing Doors and Household Furniture	748,724
1342	Nala for Importing Foodstuffs	747,949

1343	Al-Taqniyah Al-Hadithah for Importing Medicines, Medical Equipment, and Maternal and Child Supplies	746,625
1344	Al-Noor for Importing Transportation Means and Accessories	744,520
1345	Al-Ridwan for Importing Electrical and Household Products	743,768
1346	Delta United First for Importing Medicines, Medical Supplies, and Maternal and Child Supplies	738,885
1347	Majmou'at Al-Mawaddah for Importing Decoration Materials, Hardware, and Cleaning Products	737,241
1348	Tobactes Factory for Manufacturing Sponges	729,185
1349	Khalf Al-Bihar for Importing Livestock and Meat	726,862
1350	Ward Al-Gharb for Importing Decoration Materials, Hardware, and Cleaning Products	726,072
1351	Al-Tanmiya Al-Dawliyah for Importing Various Means of Transportation and Accessories	723,800
1352	Bina' Al-Yaqin for Importing Electrical and Non-Electrical Devices, Spare Parts, and Electronics	722,685
1353	Lamah Al-Ikhwan for Importing Foodstuffs	711,899
1354	Al-'Azimah for Importing Foodstuffs (Joint-Stock Company)	711,085
1355	Al-Shuruq Libya for Poultry Farming and Hatching	710,407
1356	Bashayer Al-Tahrir for Importing Foodstuffs, Livestock, and Meat	707,912
1357	Karakas for Importing Foodstuffs	704,950
1358	Al-Dafah Al-'Iraqah for Importing Clothing, Textiles, and Leather Products	703,803
1359	Ital for Importing Electrical and Non-Electrical Devices	703,163
1360	Faris for Networks and Information Technology	703,138
1361	Amjad Al-Thani Factory for Manufacturing Cleaning Products	701,979
1362	Steel aldawalia for Metal Industries	701,770
1363	Majmou'at Al-Ra'idah for Manufacturing Cups and Café Equipment	701,424
1364	Al-Mut'a'liyah for Communications and Technology	700,745
1365	Qataf Al-Masiyah for Metal Industries	698,912
1366	Dar Al-Salam for Importing Foodstuffs	698,909
1367	Al-Imtiaz Al-Markazi for Manufacturing Animal Feed	697,530
1368	Al-Amanah aldawalia for Importing Decoration Materials and Hardware	694,452
1369	Buyout Al-'Iz for Manufacturing Construction Materials	693,791
1370	Al-Himam Al-'Aliyah for Metal Industries	693,500
1371	Al-Akil for Importing Foodstuffs	692,717
1372	Al-Khalil for Importing Transportation Means and Accessories	690,100
1373	Al-Intilaqah Al-Wataniyah for Importing Workshop and Factory Equipment	689,304
1374	Arif Biladi for Importing Foodstuffs	688,385
1375	Al-Istifadah for Information Technology, Surveillance Systems, and Software Supply	687,900
1376	Al-Basmah Medical aldawalia for Importing Medicines and Medical Equipment	687,302
1377	Oboor for Electronic Payment Solutions (Joint-Stock Company)	687,035
1378	Noor Libya Al-Hurra for Importing Books and Stationery	686,800

1379	Shati' Al-Nakhil for Metal Industries	684,554
1380	Al-Mutahida Insurance (Joint-Stock Company)	682,042
1381	Al-Jawda Al-Mutakamilah for Importing Agricultural Machinery and Equipment	680,000
1382	Nardeen Al-Hayat for Importing Clothing, Textiles, and Leather Products	680,000
1383	Al-Dawliyah for Importing Agricultural Materials and Supplies	680,000
1384	Majmou'at Al-Qadhi for Importing Furniture	679,941
1385	Lebeka for Importing Foodstuffs, Vegetables, Fruits, Livestock, and Meat	679,500
1386	Al-Imtiaz Al-Akhir for Importing Foodstuffs	677,640
1387	Asawab Al-Muneer for Importing Electrical and Non-Electrical Devices, Spare Parts	674,383
1388	Bab Al-Hurriyah for Importing Workshop Equipment	674,176
1389	Arar and Partners for Importing Foodstuffs	671,333
1390	Bawabat Libya for Importing Medical Equipment, Medical Supplies, and Maternal and Child Supplies	670,456
1391	Azmar for Importing Agricultural Machinery, Equipment, and Spare Parts	667,154
1392	Qatrat Al-Nada Al-Oula for Importing Pumps and Construction Materials	661,951
1393	Al-Suhailah for Importing Foodstuffs	659,359
1394	Al-Jadidah for Importing Foodstuffs	658,365
1395	Al-Manarah Al-'Alamiya for Importing Transportation Means and Accessories	658,136
1396	Al-Yaqout Majmout for Importing Electrical and Non-Electrical Devices, Materials, and Spare Parts	657,870
1397	Alenmaa Alhadith for Glass, Aluminum, and PVC Manufacturing	656,432
1398	Altawakul for Importing Household and Electrical Materials	655,540
1399	Al-Yaqout for Plastic Industries, a Subsidiary of Almadina Misrata Holding Company	654,195
1400	Almazan for Importing Sulfur, Its Supplies, and Lighters	653,600
1401	Aljoda Almotakdema Alhaditha for Food Industries	651,000
1402	Bara'a for Information Technology	650,000
1403	Aljidar Aljadeed for Importing Heavy Machinery, Equipment, and Spare Parts	650,000
1404	Alyasmeen for Bakery, Pastry, and Confectionery Manufacturing	648,397
1405	Asas Alalamia for Importing Decoration Materials, Hardware, and Cleaning Products	647,969
1406	Alshafaq for Information Technology	645,000
1407	Amasi for Importing Foodstuffs	643,750
1408	Majmouat Alhadaf Altebeya for Importing Medicines and Medical Equipment	642,071
1409	Arghan for Importing Medicines, Medical Preparations, and Mother and Child Supplies	636,824
1410	Alhadatha Aldawlia for Importing Transportation Means, Spare Parts, Tires, and Batteries	633,200
1411	Noor Alestiqama for Importing Medicines, Medical Preparations, Equipment, and Mother and Child Supplies	631,890
1412	Rehlat Alsheta for Importing Agricultural Equipment, Supplies, and Fertilized Eggs	630,000
1413	Mafoo for General Contracting and Real Estate Investment	629,981
1414	Jawad Alnaeem for Importing Foodstuffs	629,419
1415	Alisraa Alhaditha for Importing Foodstuffs, Livestock, and Meat	628,705

1416	Hayati Alalamia for Importing Medicines, Equipment, and Medical Supplies	626,742
1417	Almustaqbal for Plastic Industries	625,500
1418	Asda Libya for Importing Electrical Devices, Materials, and Spare Parts	625,005
1419	Alnasajoon Allebyoon for Carpet and Rug Manufacturing	624,121
1420	Emar Almodon for Manufacturing Building Materials and Cement Bricks	623,628
1421	Zad Alaseel for Importing Foodstuffs	622,656
1422	Otor Alwadi for Importing Medical Equipment, Preparations, and Mother and Child Supplies	618,960
1423	Aljahd Almathmer for PVC Manufacturing	618,318
1424	Tiba Aldawlia for Importing Furniture and Accessories	616,188
1425	Allama Alreyadia for Importing Sports Supplies	615,806
1426	Aldhafra for Importing Foodstuffs, Livestock, and Meat	615,101
1427	Altaryaq Aldawa'eya for Importing Medical Equipment, Medicines, and Preparations, and Mother and Child Supplies	612,551
1428	Alqasr Aldawli for Importing Agricultural Equipment	610,821
1429	Noqtat Tawasol Raqamya for Information and Technology	610,500
1430	Ashghal Tunis for Contracting and Construction Works	610,000
1431	Alashqaa for Plastic Industries	609,445
1432	Atar Alsenobar for Importing Cleaning and Decoration Materials	607,554
1433	Shamal Afriqia Alalamia for Electrical and Non-Electrical Devices, Materials, and Spare Parts	606,925
1434	Rokn Almotawasset for Manufacturing Electronic and Electrical Devices	605,875
1435	Betta for Importing Electrical and Non-Electrical Devices, Materials, and Spare Parts	604,230
1436	Sarar Almotamayez for Importing Raw Materials and Factory and Workshop Equipment	600,000
1437	Eythran Aldawlia for Importing Leather Goods and Textiles	600,000
1438	Almathmer Alawal for Importing Agricultural Materials, Equipment, and Supplies	598,853
1439	Alentlaqah Aljadeddah for Importing Tires, Batteries, and Car Spare Parts	595,109
1440	Alittihad Alarabi for Manufacturing Aluminum Doors and Windows	594,679
1441	Alkahraman Almonir for Importing Electrical Devices and Materials	594,517
1442	Rabwat Algharb for Importing Foodstuffs	593,552
1443	Sanabel for Manufacturing Woven Bags	592,700
1444	Alsunwan for Manufacturing and Selling Foodstuffs and Their Derivatives	589,872
1445	Danob for Importing Medicines, Medical Preparations, and Mother and Child Supplies	588,450
1446	Alazm for Importing Medicines, Medical Preparations, and Mother and Child Supplies	587,900
1447	Allamsa Almalkia for Importing Agricultural Equipment and Supplies	586,900
1448	Eythran Aldawlia for Importing Livestock and Meat for Slaughter	586,574
1449	Rokn Aljazeera for Importing Cleaning Materials	584,748
1450	Bianchi for Importing Clothes	584,268
1451	Aljoda Ala'lya for Agricultural and Livestock Investment	584,055

1452	Oya Almotafaqa for Importing Medical Equipment	582,881
1453	Marmar Libya for Importing Foodstuffs	580,964
1454	Alhodaj Ala'li for Importing Medical Preparations and Mother and Child Supplies	579,420
1455	Altaqnia for Communications and Data	578,721
1456	Alwifaq for Importing Transportation Means and Their Accessories	577,217
1457	Majmouat Afaq for Mills, Fodder, and Rice Mills	577,133
1458	Alam Zain for Food Industries	576,600
1459	Alborhan Alalamia for Importing Foodstuffs, Livestock, and Meat	575,210
1460	Madrar Alard for Importing Foodstuffs	573,554
1461	Altanmia for Plastic Pipe Manufacturing	573,500
1462	Alamal Alzaher for Food Packaging	572,521
1463	Alqarya for Importing Foodstuffs	571,737
1464	Dar Alkhibra for Importing Electrical and Non-Electrical Devices, Materials, and Spare Parts	570,540
1465	Bohayrat Alsarayah for Importing Heavy Machinery, Equipment, and Factory Supplies	567,800
1466	Albaraka Aldawlia for Importing Building Materials and Sanitary Materials	565,622
1467	Mina Aldawlia for Importing Foodstuffs	564,938
1468	Mateen for Importing Mother and Child Supplies	564,870
1469	Libya Alata for Importing Foodstuffs	564,052
1470	Albushra for Importing Medical and Healthcare Supplies	562,882
1471	Siba Almuzdahera for Importing Building and Sanitary Materials and Accessories	560,003
1472	Shaimaa for Food Industries	558,220
1473	Bayadir Alnaama for Food Industries	555,963
1474	Almoroog Alsamiya for Importing Medicines, Medical Preparations, and Mother and Child Supplies	552,666
1475	Sultan for Catering and Contracting	552,381
1476	Ezdihar for Wooden Industries	551,454
1477	Almasa Aldahabiya for Importing Medicines, Equipment, Medical Preparations, and Mother and Child Supplies	551,136
1478	Ayadi Alshifa for Importing Medicines, Equipment, and Medical Supplies	550,186
1479	Almajd for Importing Transportation Means and Their Accessories	548,052
1480	Asila Alsifia for Importing Building and Sanitary Materials and Accessories	547,388
1481	Alrukn Aljadeed for Importing Building and Sanitary Materials	546,433
1482	Altawafeq Altebe for Importing Medicines, Medical Equipment, and Laboratory Supplies	545,600
1483	Altabadul for Importing Transportation Means and Workshop Equipment	539,027
1484	Alnahda Factory for Prefabricated Housing Manufacturing	536,775
1485	Aljaraba for Importing Medical Equipment, Preparations, and Mother and Child Supplies	536,618
1486	Alfaris Al-Dawli for Importing Foodstuffs, Livestock, and Meat	535,950
1487	Zahret Alferdaws for Importing Foodstuffs	532,423

1488	Atlas for Importing Electronic, Electrical, and Household Devices	529,099
1489	Majmout Sama for Importing Electrical and Non-Electrical Devices, Materials, and Spare Parts	527,894
1490	Aldelta Aldahabiya for Importing Clothes, Textiles, and Leather Goods	527,206
1491	Alielaj Alakeed for Importing Medicines, Medical Preparations, and Mother and Child Supplies	525,750
1492	Panorama Libya for Importing Foodstuffs	524,307
1493	Zahret Alarab for Importing Decoration Materials and Hardware	523,653
1494	Belhaj Alalamia for Manufacturing Refrigerators	523,560
1495	Matla Al-Fajr for Importing Medicines, Medical Preparations, and Mother and Child Supplies	523,374
1496	Almansora Libya for Food Industries	521,478
1497	Albadil Alalami for Importing Transportation Means and Accessories	519,500
1498	Alqistas for Importing Foodstuffs, Livestock, and Meat	517,667
1499	Atayeb Alzad for Food Industries Co.	516,486
1500	Alrawi for Importing Agricultural Machines, Supplies, and Spare Parts	514,207
1501	Alyasmeen Aljadeed for Importing Cleaning Materials	513,649
1502	Alraya for Agricultural Production LLC	513,311
1503	Alitijah Alawal for Importing Agricultural Supplies	512,066
1504	Alsalsal for Importing Livestock, Meat, and Foodstuffs	510,748
1505	Almutakhasis Factory for Aluminum and PVC Door and Window Manufacturing	510,745
1506	Albaida Alhaditha for Importing Veterinary Medicines and Vaccines	508,641
1507	Alittihad Alarabi for Feed and Grain Milling	508,336
1508	Altadawul Aloula for Importing Foodstuffs	508,260
1509	Alriyada Alalamia for Importing Building Materials	506,078
1510	Alshomoos Factory for Aluminum and PVC Door and Window Manufacturing	506,054
1511	Alithar Aljadeed for Importing Foodstuffs, Livestock, and Meat	504,708
1512	Oloom Al-Ahya for Medical and Laboratory Services Co.	504,310
1513	Alalamia for Beverages	502,606
1514	Alsafnat Alasliya for Importing Transportation Means and Accessories	502,287
1515	Alomran Albaher for Importing Building Materials, Sanitary Materials, and Accessories	502,107
1516	Almuqdam for Iron Industries	501,000
1517	Alsaraya Alhamra for Marble Import and Cutting	500,751
1518	Mawasem Dawaer Alkhair for Agricultural Services and Investment	500,371
1519	Alataa Almutawasil for Furniture and Sponge Manufacturing	499,801
1520	Nawar for Food Industries	499,223
1521	Alrabie Alawla for Importing Medicines and Medical Equipment	497,795
1522	Alsalala Aljadeeda for Importing Building Materials, Sanitary Materials, and Accessories	497,006
1523	Drob Alforat for Food Industries	496,350
1524	Ayar for Electromechanical Works	496,255

1525	Sarh Misrata for Importing Transportation Means and Accessories	495,782
1526	Jouharat Alsahel Al-Libya for Importing Foodstuffs, Livestock, and Meat	495,069
1527	Alkhair Alhadith for Importing Building Materials and Sanitary Materials	493,580
1528	Alqarya Almutahida for Manufacturing and Canning Foodstuffs	493,110
1529	Alsaqi for Bottling and Packaging Water, Oils, Beverages, and Foodstuffs	492,432
1530	Khazfiya for Importing Building and Sanitary Materials	490,298
1531	Almanaq Alsharqi for Importing Foodstuffs	487,206
1532	Safinat Alghida for Importing Foodstuffs	485,363
1533	Hilal Alqamar for Importing Electronic, Electrical, and Non-Electrical Devices and Spare Parts	484,950
1534	Alezz Aldawlia for Food Industries	484,814
1535	Annabea Assafi Factory for Bottling Drinking Water	483,668
1536	Aldawlia Alhaditha for Importing Various Transportation Means	482,916
1537	Lamsa Aloula for Importing Household, Electrical, and Electronic Devices	482,220
1538	Alsahari Aljadeeda for Iron Industries	481,571
1539	Altakaddum Almustain for Mattress and Sponge Manufacturing	481,436
1540	Rokn Alibda'a for Food Industries	481,232
1541	Opal for Importing Foodstuffs	477,546
1542	Aloklah for Aluminum Manufacturing	476,694
1543	Almorjan Aldawlia for Importing Foodstuffs	475,165
1544	Tajhizat Aloboor for Importing Car Spare Parts	474,386
1545	Almajd Factory for Plastic Bag Manufacturing	472,694
1546	Almas Aljadeed for Importing Foodstuffs, Meat, and Livestock	472,017
1547	Shams for Metal Works and Mobile Homes Manufacturing	469,563
1548	Malameh Alnoor for Food Industries	466,069
1549	Roubia for Medical Equipment and Supplies	465,753
1550	Tamasi Alalamia for Food Industries	465,061
1551	Karzaz Factory for Plastic Industries	465,000
1552	Alfath for Importing Agricultural Supplies	463,048
1553	Aljazeera Alkubra for Aluminum and PVC Window Manufacturing	462,346
1554	Alwaha for Food Industries	461,651
1555	Alrefah Altibi for Importing Medical Supplies and Equipment	461,000
1556	Bawasel Albenaa for Importing Building Materials, Sanitary Materials, and Accessories	460,982
1557	Shajarat Tayba for Importing Foodstuffs	458,997
1558	Wadi Alnema for Importing Agricultural Machines, Supplies, and Spare Parts	458,350
1559	Sabeq for Importing Transportation Means and Accessories	457,628
1560	Maddkhal Albaida for Importing Equipment, Factory and Workshop Supplies	454,105
1561	Andra for Manufacturing Cleaning Materials	453,978

1562	Aljorf for Plastic and Bag Manufacturing	453,390
1563	Alnajma Aloula for Importing Restaurant, Hotel, and Café Equipment	453,011
1564	Alhurra Libya for Medical Services	452,901
1565	Albahira for Importing Foodstuffs	452,628
1566	Samno for Manufacturing, Packaging, and Preparing Foodstuffs, Legumes, Nuts, and Coffee	452,500
1567	Alanees for Importing Decoration Materials	452,343
1568	Alamthal for Importing Medicines, Medical Equipment, Preparations, and Mother and Child Supplies	447,397
1569	Alhilal for Importing Electrical and Non-Electrical Devices and Spare Parts	447,099
1570	Alhizam Alzeraei for Importing Agricultural Machines, Supplies, and Spare Parts	446,067
1571	Almaeda Aljadeeda for Importing Foodstuffs	445,526
1572	Manar Alghad for Importing Foodstuffs	445,310
1573	Alaryaf Alfedhia for Importing Decoration Materials, Hardware, and Cleaning Products	444,960
1574	Libya Almajd for Importing Cleaning Products and Hardware	444,012
1575	Qandi and Partners for Importing Cars, Spare Parts, and Accessories	442,407
1576	Alalamia Alkubra for Importing Medicines and Medical Supplies	441,390
1577	Shorouq Libya for Plastic Manufacturing	437,580
1578	Alfawaris for Importing Cars and Spare Parts	437,574
1579	Wafra Almadina for Food Industries	436,173
1580	Altalea Albahira for Importing Building Materials, Sanitary Ware, and Accessories	436,076
1581	Aalam Alibda for Importing Raw Materials, Paint, and Plastic Packaging	433,700
1582	Dadas for Mills, Fodder, and Rice Milling	431,425
1583	Al-Libya Alaseria for Importing Medicines, Equipment, Medical Supplies, and Baby Care Products	431,223
1584	Bina Alghad for Importing Building Materials, Sanitary Ware, and Accessories	430,031
1585	Motla Alfajr Majmout for Importing Electrical and Non-Electrical Devices and Spare Parts	429,859
1586	Rikaz Factory for Plastic Industries	429,655
1587	Nothom Altaknia Alhaditha for Computer Services and Information Technology	429,472
1588	Libya Almottahida for Importing Means of Transport and Accessories	428,800
1589	Alsaraha for Importing Means of Transport and Accessories	428,490
1590	Alriyada Alkubra for Importing Modern Cars	428,425
1591	Jabal Akakus for Furniture Manufacturing	427,610
1592	Alattejahat for Mills and Fodder	426,196
1593	Anwar Meslata for Importing Food Products, Meat, and Livestock	424,155
1594	Alrawwas Alhaditha for Building Materials Manufacturing	423,728
1595	Alholol Altibia for Importing and Installing Medical Equipment and Laboratories	422,864
1596	Sakhra Ghat for Importing Building Materials, Sanitary Ware, and Accessories	420,022
1597	Alremal for Importing Food Products, Livestock, and Meat	418,470
1598	Almutahida for Plastic Manufacturing	417,745

1599	Sama Libya Aljadida for Importing Food Products and Fresh Fruits	417,648
1600	Owaras for Furniture Importing	416,119
1601	Arouqa for Food Industries	413,960
1602	Mawasem Alkheer Alkubra for Importing Agricultural Machinery and Spare Parts	412,789
1603	Shahed Almadina for Food Industries	410,002
1604	Rokan Alkhair for Importing Food Products, Livestock, and Meat	408,960
1605	Somoud Alabrag for Importing Building Materials, Sanitary Ware, and Accessories	407,740
1606	Almarai Poultry and Breeders Station	406,197
1607	Alsafwa Almuthila for Importing Cleaning Products	404,602
1608	Almotawasit Alzاهر for Importing Food Products	403,086
1609	Saipes Libya for Joint Paint Manufacturing	400,050
1610	Adraj Albustan for Cleaning Products Manufacturing	400,000
1611	Thasis for Marble and Granite Manufacturing	399,841
1612	Alsaraya Factory for Aluminum Doors and Windows Manufacturing	399,717
1613	Motla Alfajr Majmout for Importing Food Products, Fruits, Vegetables, Meat, and Livestock	396,525
1614	Sana for Wooden and Metal Furniture Manufacturing	395,214
1615	Alessami Factory for Paint Manufacturing	394,440
1616	Ghout Sanfaz for Food Industries	393,731
1617	Aljawhara Allibiya Allamiya for Importing Building Materials, Sanitary Ware, and Accessories	393,459
1618	Alhokool Alkhdhara for Importing Agricultural Equipment and Supplies	393,193
1619	Alkordon Factory for Marble Cutting and Polishing	392,718
1620	Albinyan Factory for Prefabricated Buildings Manufacturing	391,921
1621	Ramsa for Importing Medicines, Equipment, and Medical Supplies	391,836
1622	Alimtiyaz Aldawliya for Plastic and Paper Industries	390,700
1623	Alibreeq Aldhahabi for Importing Household Items	390,321
1624	Alwaha Pharma for Importing Medicines and Baby Care Supplies	389,142
1625	Aalam Alriyadah for Furniture and Furnishings Importing	388,810
1626	Sama Benghazi for Empty Square Manufacturing, Hangars, and Prefabricated Houses	387,435
1627	Alnoor Alawali for Food Industries	387,101
1628	Hannibal for Importing Decoration Materials and Hardware LLC	387,017
1629	Albahr Alkabeer for Importing Electrical Products	385,283
1630	Alanwaf Aljadida for Importing Means of Transport, Spare Parts, Tires, Oils, and Accessories	384,145
1631	Almawda Alwosta for Importing Food Products, Livestock, and Meat	383,651
1632	Abyat Almotawasit for Importing Building Materials, Sanitary Ware, and Accessories	380,966
1633	Tibesti Aldawliya for Importing Electrical Products and Spare Parts	380,793
1634	Royal for Furniture, Kitchen Manufacturing, Carpentry, and Decoration Works	380,385
1635	Alameera Factory for Food Industries	378,619

1636	Alenara Albayda for Importing Electrical Devices, Spare Parts, and Accessories	377,405
1637	Alarabia for Importing Building Materials, Sanitary Ware, and Accessories	376,623
1638	Allibiya Almokhtasa for Importing Chemicals and Agricultural Supplies	376,537
1639	Altanmia for Importing Building Materials	376,285
1640	First for Importing Electrical and Non-Electrical Devices, Spare Parts, and Electronic Devices	375,870
1641	Alsaria Factory for Sponge and Medical Mattresses Manufacturing	375,220
1642	Takian for Importing Food Products, Livestock, and Meat	374,400
1643	Beir Hazwa for Importing Food Products, Livestock, and Meat	373,770
1644	Thuo Alhemmm for Importing Medical Equipment	372,346
1645	Diar Biladi for Importing Building Materials, Sanitary Ware, and Accessories	370,715
1646	Alrabee for Agricultural and Livestock Investments	370,185
1647	Shorouq Misurata for Metal Structures and Mobile Homes Manufacturing	369,781
1648	Tarables Alalamia for Importing Food Products	369,514
1649	Alqudra for Importing Veterinary Medicines and Serums	368,964
1650	Alrukun Aldhahabi for Importing Food Products, Livestock, and Meat	367,539
1651	Akakus Libya for Electromechanical Services	367,375
1652	Biladi Alkheer for Food Industries	366,832
1653	Alhaj Anwar for Importing Food Products, Livestock, and Meat	364,840
1654	Almethalia Alfaniya for General Contracting	363,938
1655	Aljorf for Importing Food Products	362,772
1656	Aseel Alkheer for Importing Food Products	362,760
1657	Amjad Almotamiyza for Importing Food Products	360,440
1658	Alshaer for Tourism Services	360,000
1659	Mayas for Importing Various Means of Transport and Accessories	359,864
1660	Motla Aljalid Majmout for Importing Electrical Products and Materials	358,519
1661	Alittihad for Plastic Industries JSC	358,403
1662	Alnoqaa Alali for General Contracting and Real Estate Investment	358,400
1663	Bariq Aladwia for Importing Medicines and Medical Equipment	358,213
1664	Akakus Aljanoob for Importing Electronic Devices	357,280
1665	Alyasmeen Alaqlleemia for Importing Food Products	356,621
1666	Almaida Altayiba for Importing Food Products, Livestock, and Meat	356,219
1667	Majmaa Alferdous for Importing Electrical and Electronic Devices and Spare Parts	355,018
1668	Alhilal for Importing Electrical and Non-Electrical Devices, Spare Parts, and Accessories	354,822
1669	Alkanar for Importing Means of Transport and Accessories	354,252
1670	Mojamouat Alzahoor for Importing Food Products	353,733
1671	Lamar for Importing Electrical and Electronic Devices and Appliances	353,700
1672	Dar Alkaram for Importing Medical Equipment and Supplies	353,597

1673	Alqala Alhasina for Importing Building Materials, Sanitary Ware, and Accessories	351,768
1674	Alriyadah Altijaria for Importing Cleaning Products, Decoration Materials, and Hardware	350,300
1675	Mojamouat Aljouree for Importing Cleaning Products, Decoration Materials, and Hardware	350,000
1676	Majmoat Smet for Importing Medicines and Medical Equipment	349,075
1677	Alaseel Aldawaeya for Importing Medicines, Supplies, and Baby Care Products	348,603
1678	AlDhuha Benghazi Factory for Aluminum Manufacturing	347,688
1679	Eilan for Importing Heavy Machinery, Equipment, and Spare Parts	347,661
1680	Khobara Altaknia for Importing Communication and Computer Devices	345,419
1681	Borneek Alhadith Factory for Aluminum and PVC Manufacturing	344,985
1682	Etarat Alqadeem for Importing Computers	344,945
1683	Alkanari for Veterinary Medicines and Supplies	344,231
1684	Raas Altoba for General Contracting and Real Estate Investment	343,968
1685	Alfawaris Aljadida for Importing Food Products	343,692
1686	Qasr Alminara for Furniture Importing	342,926
1687	Alsalama Almahaniya for Importing Safety Equipment and Road and Environmental Supplies	342,320
1688	Alitqan for Aluminum and PVC Manufacturing	342,092
1689	Salat Alghidha for Importing Food Products	341,431
1690	Alnoor Alabyad for Importing Agricultural Machinery and Supplies	341,225
1691	Morooj Libya for Importing Agricultural Machinery, Supplies, and Spare Parts	340,000
1692	Alsaba Alkhdhra for Importing Agricultural Equipment and Machinery	340,000
1693	Alwaleed for Importing Food Products, Livestock, and Meat	340,000
1694	Alhrooj Alraida for Wire Drawing and Nail Manufacturing	339,563
1695	Almawaid Aljadid for Importing Food Products	339,283
1696	Almushahar for Importing Building Materials, Sanitary Ware, and Accessories	339,222
1697	Alburaq Aldawliya for Importing Means of Transport, Oils, and Accessories	338,957
1698	Alnoor for Importing Food Products	336,924
1699	Alrawafed Alarabia for Importing Workshop and Factory Equipment, Various Means of Transport, Spare Parts, and Raw Materials	334,710
1700	Rajab Ibrahim Alhaj Ahmed Garment Factory	333,884
1701	Tibesti Alalamia for Importing Electrical and Electronic Devices and Spare Parts	333,509
1702	Almumtaz for Paint and Equipment Importing	331,625
1703	Qatar Alnada for Importing Food Products	331,540
1704	Alqannas for Importing Means of Transport and Accessories	330,840
1705	Alqanas for Importing Means of Transportation and Accessories	330,448
1706	Alfath Aldahabiya for Electrical Industries	328,164
1707	Alrayhana Alalamia for Importing Cleaning Materials	326,683
1708	Alshorouq for Importing Factory and Workshop Equipment and Supplies	325,838

1709	Bashair Alkhair for Poultry Farming	323,298
1710	Athal Aldawliya for Importing Medicines, Medical Equipment, and Mother & Child Supplies	323,238
1711	Atlas for Importing Agricultural Machinery, Feed, and Additives	323,200
1712	Ayan for Importing Sports Clothing and Shoes	322,213
1713	Alwafa Alamtal for Importing Foodstuffs	320,362
1714	Yanboa Almehed for Importing Means of Transportation, Spare Parts, and Accessories	320,313
1715	Alsakhra Alhaditha for General Contracting and Real Estate Investment	320,000
1716	Zahret Albait for Importing Furniture	319,058
1717	Etihad Alazyaa for Importing Clothing, Leather Goods, and Accessories	318,681
1718	Alda'a Alaali for Importing Building Materials	318,456
1719	Alamtiaz for Importing Cleaning Materials	316,773
1720	Alartiqaa Almutajaded for Importing Building Materials, Sanitary Supplies, and Accessories	316,685
1721	Majmouat Alanadoul for Importing Building Materials, Sanitary Supplies, and Accessories	315,319
1722	Aldafnia Alhaditha for Iron Industries	315,000
1723	Zahret Alealam for Importing Foodstuffs	315,000
1724	Almanar for Food Industries	313,597
1725	Majmouat Alsharif for Importing Building Materials, Sanitary Supplies, and Accessories	312,732
1726	Ajanha Almotaleka for Importing Electrical Appliances	312,459
1727	Alwadi Aldaem for Aluminum and PVC Manufacturing	311,985
1728	Almajd for Importing Electrical and Non-Electrical Appliances and Spare Parts	309,595
1729	Jibal Tebesti for Marble Manufacturing	309,160
1730	Almotaheda for Importing Toys and Sports Equipment	308,169
1731	Alqayrawan Aljadeed for Importing Furniture	307,450
1732	Albihar Aldawliya for Importing Medical Equipment	307,030
1733	Dari Altijaria for Importing Means of Transportation and Accessories	306,500
1734	Altatweer for Importing Workshop and Factory Equipment	306,196
1735	Majmouat Alnoman for Importing Medicines, Medical Equipment, and Supplies	306,139
1736	Elegant for Chocolate and Confectionery Manufacturing	305,022
1737	Noor Libya Alhurra for Importing Books and Stationery	304,560
1738	Tabkt for Importing Electrical and Household Appliances	302,614
1739	Hadaeq Janat for Importing Agricultural Machinery and Spare Parts	302,171
1740	Almasfofa Alraqamiya Almahdooda for Communications and IT Services	302,000
1741	Alholoul Aldaqiqa for IT Solutions	301,983
1742	Alsadara for Manufacturing, Packaging, and Preparing Foodstuffs, Pulses, Nuts, and Coffee	300,563
1743	Aqlam Alsalam for Importing Electronic and Non-Electronic Appliances and Phones	300,451
1744	Alardh Alkhadraa for Importing Foodstuffs, Livestock, and Meat	300,326
1745	Alasala Aldaema for Marble and Granite Manufacturing	298,000

1746	Arkan Alsharq for Importing Flooring and Carpets	297,967
1747	Sarwah for Importing Foodstuffs, Livestock, and Meat	297,706
1748	Almajmoua Aldawliya for Importing Medicines and Medical Equipment	296,975
1749	Alnizak Aldahabiya for Importing Foodstuffs, Livestock, Meat, and Fresh Fruits	295,259
1750	Rama Alwataniya for Importing Medicines and Medical Equipment	295,170
1751	Azdo for Importing Medical Equipment, Medicines, and Mother & Child Supplies	295,079
1752	Boshriqia for Importing Electrical Equipment	291,331
1753	Altod Aljadeed for Importing Heavy Machinery and Factory Equipment	290,220
1754	Sama Libya Aldawliya for Agricultural and Livestock Investment	290,148
1755	Aljosor for Importing Workshop and Factory Equipment	290,073
1756	Majmouat Dana for Importing Heavy Machinery	289,934
1757	Aman Libya for Importing Safes and Furniture	289,607
1758	Nebras Albina Alhadith for Importing Building Materials and Sanitary Supplies	289,474
1759	Masnaa Alayn for Plastic Industries	289,230
1760	Almosherqi for Importing Medicines, Medical Equipment, and Mother & Child Supplies	287,619
1761	Almadaq Alakheer for Importing Foodstuffs, Fruits, and Vegetables	287,567
1762	Almasar Alhadith for Importing Heavy Machinery, Factory Equipment, and Spare Parts	287,075
1763	Altarabot Aldaem for Importing Means of Transportation and Accessories	287,050
1764	Alsoror for PVC and Aluminum Manufacturing	286,976
1765	Alalama Aljadida for Importing Medical Equipment and Supplies	286,491
1766	Bella for Food Industries	284,276
1767	Sahraa Libya for Importing Vehicles and Spare Parts	282,874
1768	Clibs Libya for Importing Books and Stationery	282,240
1769	Alwaha Alwataniya for Importing Foodstuffs, Livestock, and Meat	279,300
1770	Aldoror for Importing Mother & Child Supplies	276,705
1771	Dana Aldawliya for Importing Medicines, Medical Equipment, and Mother & Child Supplies	275,811
1772	Masnaa Abnaa Belhaj for Car Radiator Manufacturing	275,115
1773	Alomad Alhaditha for Importing Furniture	274,385
1774	Alboroos for Importing Building Materials and Sanitary Supplies	273,865
1775	Albatrik for Importing Building Materials and Sanitary Supplies	272,594
1776	Qoot for Importing Foodstuffs, Livestock, and Meat	272,041
1777	Alrawaq for Plastic Industries	272,000
1778	Alkhobra Alalamia for Importing Medicines and Medical Supplies	270,325
1779	Alnahda for Importing Building Materials and Sanitary Supplies	270,278
1780	Dadas for Agricultural and Livestock Production, Development, and Innovation	269,227
1781	Loulouat Alebdaa Altibi for Importing Medicines, Medical Equipment, and Mother & Child Supplies	268,384
1782	Aldhiala Alali for Importing Medicines and Medical Equipment	266,997

1783	Alshate for IT Systems	266,962
1784	Albowadi Aljadeeda for Importing Agricultural Machinery and Supplies	266,957
1785	Albina Arrasekh for Importing Building Materials and Sanitary Supplies	266,763
1786	Altakafol for Importing Agricultural Machinery and Spare Parts	265,759
1787	Alraswa for Plastic Industries	265,100
1788	Alhadaf Alsami for Importing Household and Electrical Appliances	261,696
1789	Wadi Jamhor for Importing Toys and Sports Equipment	260,210
1790	Aldhababiya for Glass Manufacturing	259,434
1791	Alnebras for Importing Scientific Equipment	257,565
1792	Almahasel Alghadthia for Importing Foodstuffs	256,273
1793	Tibesti Aloola for Importing Foodstuffs	254,856
1794	Alqamar for Importing Seeds, Agricultural Supplies, and Spare Parts	254,083
1795	Adhwaa Alkrystal for Importing Electrical and Non-Electrical Appliances and Spare Parts	253,732
1796	Dar Alkhalil for Medical Services	253,186
1797	Kalda for Importing Medicines, Medical Equipment, and Mother & Child Supplies	252,158
1798	Altasami for Importing Medicines, Medical Equipment, and Mother & Child Supplies	251,906
1799	Tadawol for Joint Stock Electronic Technology	250,852
1800	Karnaval for Door, Window, and Decoration Manufacturing	250,206
1801	Albardi for Soft and Hygienic Paper Manufacturing	249,395
1802	Alqotoof Alkhadra for Importing Agricultural Machinery	249,174
1803	Alasala Aldaema for Importing Marble, Granite, Building Materials, and Sanitary Supplies	248,067
1804	Alsafi for Importing Building Materials and Sanitary Supplies	247,649
1805	Azzahra for Importing Medical Equipment, Medicines, and Mother & Child Supplies	246,766
1806	Zliten for Iron Industries	245,675
1807	Tair Alsalam for Importing Agricultural Machinery and Veterinary Vaccines	245,007
1808	Almuthali Alhadith for Importing Electrical and Non-Electrical Appliances and Spare Parts	244,946
1809	Alsharika Allibiya Alalamia Aloola for General Contracting and Real Estate Investment	244,600
1810	Alsenaa Almutqana for Importing Goods and Workshop Equipment	243,427
1811	Majmouat Alkhalij for Manufacturing Building Materials and Clinker Grinding	242,358
1812	Abraaj Altijaria for Importing Foodstuffs	241,671
1813	Alboad Altasea for IT and Communication Services under Alamal Holding	241,464
1814	Motawaset Alqarah for Importing Building Materials and Sanitary Supplies	241,436
1815	Ixir Alseha for Importing Medicines and Medical Equipment	240,287
1816	Alealam Aljadeed for Importing Foodstuffs, Livestock, and Meat	239,676
1817	Aml Altabea for Importing Agricultural Machinery and Spare Parts	239,350
1818	Alrabie Alabyad for Importing Furniture and Accessories	238,858
1819	Akakus Mountains for Importing Means of Transportation and Accessories	238,517

1820	Alderdafi Factory for Manufacturing Corrugated Sheets	238,080
1821	Almorfa for Importing Means of Transportation and Accessories	237,872
1822	Alanfon for Importing Foodstuffs	237,087
1823	Ein Dawara for Importing Foodstuffs	236,338
1824	Almotwakel for Manufacturing Aluminum and PVC Doors and Windows	236,051
1825	Almadina Alhaditha for Manufacturing Aluminum, Suspended Ceilings, and Decorations	235,741
1826	Alnada for Dairy Production and Derivatives	235,235
1827	Alhabara for Importing Mother and Child Supplies, Medical Equipment, and Pharmaceuticals	235,212
1828	Adwat Alsaha for Importing Medical Equipment	232,882
1829	Gharian aldawalia for Importing Electrical and Electronic Devices	232,695
1830	Alsunwan Aljadeed for Importing Foodstuffs, Livestock, and Meat	231,530
1831	Bawabat Aljabal for Importing Foodstuffs, Livestock, and Meat	231,165
1832	Almotawaseteah Al-alibya for Importing Pharmaceuticals and Medical Supplies	230,996
1833	Aldira Aldahabia for Importing Electronic and Electrical Devices	230,771
1834	Jasr Afrika for Importing Agricultural Equipment and Supplies	230,335
1835	Alfadaiyat for Importing Electronic Devices	230,000
1836	Altbadol Alhur for Importing Foodstuffs Limited	229,500
1837	Alkhaleel aldawalia for Iron Industries	227,516
1838	Alsafa Alkamel for Manufacturing Aluminum and PVC Products	225,730
1839	Alruya Almotamiaza for Importing Cars, Spare Parts, and Accessories	224,369
1840	Rehub Almadina Al-Fadila for Importing Foodstuffs, Livestock, and Meat	223,440
1841	Noor Alsharq for Importing Foodstuffs, Livestock, and Meat	223,415
1842	Alhadaf for Paper Industries	222,250
1843	Alwafer for Food Industries	221,512
1844	Alrikhah Aldayem for Manufacturing Aluminum and PVC	221,209
1845	Tytl for Importing Factory and Workshop Equipment and Supplies	221,200
1846	Tabark Alkhair for Importing Foodstuffs, Livestock, and Meat	221,040
1847	Allulo Almomiaza for Importing Foodstuffs, Livestock, Meat, and Fresh Fruits	220,644
1848	Ajyad for Importing Construction Materials	220,322
1849	Madinati Aldahabia for Manufacturing Aluminum and PVC	219,992
1850	Tib Alosrah for Importing Medical Equipment, Medicines, Mother and Child Supplies	219,965
1851	Majmoat Almeahary for Importing Electrical Devices and Supplies	219,792
1852	Alqamar Noor for Importing Foodstuffs	219,600
1853	Lias for Importing Fabrics and Textiles	219,185
1854	Alriyada Pharma for Importing Medicines, Medical Equipment, and Mother and Child Supplies	219,120
1855	Aldiyar Alraqia for Importing Door and Window Accessories and Carpentry Tools	218,897
1856	Almassar Alhadeeth for Manufacturing Building Materials and Sanitary Ware	218,681

1857	Cyrene Medical for Importing Medical Equipment and Mother and Child Supplies	218,125
1858	Altaawon Aldayem aldawalia for Importing Clothing, Textiles, and Leather Products	217,750
1859	Qasr Alfai for Importing Furniture	216,696
1860	Alzeitona Altyiba for Importing Foodstuffs, Livestock, and Meat	216,240
1861	Almadhaq Alkori for Importing Foodstuffs, Livestock, and Meat	214,723
1862	Alafdal Aldahabi for Importing Building Materials and Sanitary Ware	214,600
1863	Sama Altaqnia for Internet and Information Technology Services	213,420
1864	Asia for Importing Medicines, Medical Supplies, and Baby Food	213,405
1865	Almubadala for Importing Medicines and Medical Equipment	212,500
1866	Aldaleel Alalami for Importing Means of Transportation, Accessories, Spare Parts, Tires, and Oils	212,207
1867	Darat for Importing Foodstuffs, Livestock, and Meat	210,125
1868	Almutasilah Al-alibya for Agricultural and Livestock Production, Development, and Investment	210,000
1869	Alnujoun Al-alibya for Importing Foodstuffs	209,531
1870	Alasawar Alfidiya for Manufacturing and Shaping Precious Metals	209,450
1871	Almuzaraoun Alarab for Importing Agricultural Equipment and Supplies	209,188
1872	Miah Alnejah for Mineral Water	208,783
1873	Alwafaa Alsafi for Importing Cars, Machinery, and Spare Parts	208,342
1874	Alnoor Aljadeeda for Importing Foodstuffs, Livestock, and Meat	208,070
1875	Misratah Algad for Importing Means of Transportation and Accessories	208,000
1876	Aryaf Almotawasset for Importing Car Spare Parts	207,705
1877	Altafeq Alzahr for Importing Means of Transportation and Accessories	207,337
1878	Alnamareq Almuthalia for Importing Furniture	206,684
1879	Alyaqt Alsafi for Importing Heavy Machinery, Factory Equipment, and Spare Parts	206,613
1880	Altashahilat for Importing Medical Equipment, Medicines, Pharmaceuticals, and Mother and Child Supplies	205,994
1881	Altabeaa for Food Industries	205,980
1882	Alisteshari for Importing Computers and Accessories	205,275
1883	Tayba for Importing Foodstuffs, Livestock, and Meat (Limited Liability)	204,786
1884	Lamma for Information Technology	203,500
1885	Alazom for General Contracting and Real Estate Investment	203,293
1886	Dajajn Libya for Poultry Breeding, Packaging, and Marketing	202,720
1887	Alibtisama Alsafia for Importing Medical Equipment	201,650
1888	Alrafiq Aldayem for Importing Cars and Spare Parts	201,556
1889	Nawa Alnakhla for Importing Foodstuffs, Livestock, Meat, and Dairy Products	201,300
1890	Senatuk Ardawayan for Importing Medical Equipment, Medicines, Pharmaceuticals, and Mother and Child Supplies	201,299
1891	Awafi Alkhair for Importing Medical Equipment, Medicines, Pharmaceuticals, and Mother and Child Supplies	201,226
1892	Alnibras for Importing Agricultural Machinery and Equipment	201,119

1893	Alhadaek Almudhila for Importing Foodstuffs, Livestock, and Meat	201,080
1894	Myknah for Importing Agricultural Machinery and Supplies	200,855
1895	Almajdoob Factory for Manufacturing Car Exhaust Parts	200,760
1896	Alsharara for Importing Building Materials and Sanitary Ware	200,355
1897	Alkhaleel aldawalia for Importing Clothing and Textiles	200,000
1898	Alein for Importing Agricultural Equipment and Supplies	199,816
1899	Alzahra aldawalia for Importing Shoes, Clothing, Bags, and Leather Products	199,714
1900	Alsadah for Oil Services	199,330
1901	Ashada for Importing Clothing, Textiles, and Shoes	199,204
1902	Alalam Almotajadid aldawalia for Importing Foodstuffs, Livestock, and Meat	199,196
1903	Fathi Ali Mohamed Algurbazi Mill	197,760
1904	Alkhaleej Asharqi for Importing Medicines	196,750
1905	Sima Almomiaza for Importing Foodstuffs, Livestock, and Meat	196,469
1906	Techno Labeda for Aluminum, PVC, and Suspended Ceilings Manufacturing	195,877
1907	Tanit for Importing Foodstuffs	194,979
1908	Alryan Alfakher for Importing Foodstuffs	194,509
1909	Alzaha for Importing Foodstuffs	192,862
1910	Alalab Aldahabiya for Importing Sports and Recreational Equipment and Games	191,607
1911	Alqala Aldahabia for Importing Cars and Spare Parts	189,570
1912	Alshaqqeq for Importing Agricultural Machinery, Equipment, and Spare Parts	187,687
1913	Asarya for Importing Cleaning Products	187,566
1914	Fakhama Aljibal for Manufacturing Building Materials	187,545
1915	Alard Almarwia for Importing Foodstuffs	186,749
1916	Altdawel for Financial and Electronic Brokerage (Limited)	183,998
1917	Alquwa Alzarqaa for Importing Welding Supplies and Workshop Equipment	182,906
1918	Mohrek Libya for Importing Electrical and Non-Electrical Devices, Spare Parts, and Electronic Devices	179,910
1919	Frasin for Importing Foodstuffs	179,582
1920	Bayt Al-Muluk for Importing Home and Office Furniture	179,516
1921	Ansam Al-Andalus for Importing Medicines, Medical Preparations, and Maternal and Child Supplies	179,300
1922	Al-Asil Al-Hadith for Importing Medical Equipment	178,000
1923	Al-Douma for Importing Cars and Spare Parts	177,071
1924	New Africa for Importing Building Materials, Sanitary Materials, and Their Accessories	176,373
1925	Al-Fanniya for Manufacturing Aluminum	176,203
1926	Al-Haris aldawalia for Importing Carpets and Upholstery	175,868
1927	Al-Masdar Al-Hadith for Importing Stationery and Office Supplies	175,719
1928	Tlal Africa for Importing Foodstuffs, Livestock, and Meat	174,613
1929	Al-Fahd Majmout for Importing Foodstuffs, Meat, and Livestock	174,048

1930	Wahat Al-Nakhil Al-Areeqa for Importing Foodstuffs	173,938
1931	Al-Alamiya for Marble Manufacturing	173,654
1932	Al-Dalil Medical for Importing Medicines and Medical Preparations	173,619
1933	Jebal Kordofan for Importing Foodstuffs, Livestock, and Meat	173,592
1934	Al-Imran Al-Saati for Importing Building Materials, Sanitary Materials, and Their Accessories	173,400
1935	Al-Mudi for Importing Household and Electrical Materials	171,895
1936	Ameza for Tourism Services	171,782
1937	Altafeq for Importing Medical Equipment and Supplies	171,680
1938	Al-Wathiqoon Al-Mumtazoon for Importing Electrical Devices, Materials, and Spare Parts	171,269
1939	Jouda Al-Maraei for Importing Livestock and Meat	170,003
1940	Rubina for Manufacturing Marble and Granite	167,039
1941	Al-Qawaid for Engineering Industries	166,950
1942	Jebal Al-Safwa for Importing Building Materials, Sanitary Materials, and Their Accessories	166,896
1943	Al-Taqniah Al-Mutakaddima for Importing Agricultural Machinery and Equipment	166,852
1944	Tobactes Libya for Manufacturing Plastic Pipes	165,818
1945	Al-Douma Oil Services	165,210
1946	Hattin Factory for Smelting and Shaping Metals	164,816
1947	Al-Manara for Equipping Hospitals and Hotels	163,827
1948	Selvium Libya for Importing Foodstuffs, Livestock, Meat, Clothing, Furniture, and Electronics	163,563
1949	Al-Qawareer Al-Dahabiya for Importing Household, Electrical Materials, Foodstuffs, Clothing, and Stationery	162,774
1950	Yesfin for Importing Medical Equipment, Medicines, Medical Preparations, and Maternal and Child Supplies	161,750
1951	Al-Waseet Al-Libiy for Food Industries	161,182
1952	Al-Moheet Al-Jadeed for Importing Foodstuffs	159,585
1953	Al-Wassiya for Importing Foodstuffs	159,354
1954	Al-Tatawwur Al-Jadeed for Tourism Investment	158,717
1955	Bayt Al-Taam for Importing Foodstuffs	158,119
1956	Al-Raya Al-Hadith for Importing Medicines and Medical Equipment	158,105
1957	Al-Khair Al-Wa'id for Olive Oil Extraction and Bottling	157,088
1958	Al-Imran Al-Areeq for Importing Building Materials, Sanitary Materials, and Their Accessories	155,585
1959	Al-Khat Al-Dhahabi for Manufacturing Plastic Pipes and Tanks	154,964
1960	Ata'a Al-Falah Al-Mumtaz for Importing Agricultural Machines	154,782
1961	Al-Majmoua Al-Mumtaza Al-Haditha for Importing Foodstuffs, Livestock, and Meat	154,705
1962	Rimas Al-Ra'ida for Importing Building Materials, Sanitary Materials, and Their Accessories	153,855
1963	Al-Mithaq Al-Dawli for Importing Agricultural Equipment, Supplies, and Spare Parts	153,574
1964	Al-Hafitha Al-Dhahabiya for Importing Foodstuffs	153,213
1965	Al-Masdar Al-Wahid for Importing Clothing, Textiles, and Leather Products	153,109
1966	Al-Baraka Al-Jadida for Importing Foodstuffs, Livestock, and Meat	151,935

1967	Al-Awla for Manufacturing Trailers and Truck Chassis	151,800
1968	Azaria for Manufacturing Furniture, Decorations, and Various Offices	151,358
1969	Tamiir Al-Mabani for Importing Building Materials, Sanitary Materials, and Their Accessories	151,137
1970	Al-Najm Al-Mithali for Importing Clothing, Textiles, and Leather Products	150,912
1971	Al-Dimouma Al-Mithali for Importing Foodstuffs, Livestock, and Meat	150,875
1972	Al-Imtiaz Al-Awwal for Importing Medical Equipment and Supplies	150,450
1973	Al-Majmoua Al-Wameed for Importing Medicines and Medical Equipment	150,220
1974	Rama Factory for Engineering Industries in Aluminum and PVC	149,974
1975	Al-Zaj for Glass and Aluminum Works	149,028
1976	Wadi Libya for Importing Foodstuffs and Fresh Fruits	148,850
1977	South Mediterranean Electromechanical Works	148,200
1978	Al-Asoul Al-Daima for Importing Carpets, Rugs, and Upholstery	147,001
1979	Al-Sadar for Importing Medical Equipment and Supplies	146,840
1980	Altafeq for Mills and Feed	146,386
1981	Al-Alamiya for Manufacturing Tiles	146,084
1982	Al-Ikhaa Al-Libiy Al-Awwal for Importing Foodstuffs, Livestock, and Meat	145,590
1983	Al-Itar for Importing Building Materials	145,555
1984	Swan for Importing Electrical and Electronic Devices	145,141
1985	Al-Diyar Al-Dawliyy for Importing Foodstuffs	145,109
1986	Al-Nour Al-Dawliyy for Importing Stationery and Office Supplies	145,035
1987	Al-Mathal for Manufacturing PVC and Aluminum	144,957
1988	Al-Marjeh Al-Sahi for Importing Medicines, Medical Preparations, and Maternal and Child Supplies	143,513
1989	Al-Akhyar for Importing Foodstuffs	143,095
1990	Mega Sport for Importing Clothing and Footwear	142,797
1991	Abnaa Al-Mukhtar for Importing Building Materials, Sanitary Materials, and Their Accessories	142,314
1992	Al-Hassad for Poultry Farming and Agricultural and Animal Production	141,782
1993	Al-Murjan for Manufacturing Packaging Materials	141,739
1994	Jebal Nafusa for Importing Raw Materials	141,052
1995	Al-Tawheed for Printing and Publishing	140,625
1996	Al-Zahira Al-Sharqiya for Importing Electrical and Non-Electrical Devices, Spare Parts, and Electronics	140,599
1997	Al-Mukhtar for Insurance	140,250
1998	Al-Meza Al-Dawliyy for Importing Building Materials	139,584
1999	Naseem Al-Mazra'a for Importing Foodstuffs	139,529
2000	Al-Burj Al-Abyad Al-Dawliyy for Importing Building Materials, Sanitary Materials, and Their Accessories	139,168
2001	Al-Delta Al-Dawliyy for Importing Household and Electrical Materials	138,866
2002	Marathon Benghazi for Importing Clothing and Medical Footwear	138,825
2003	Mask Al-Ghaba for Importing Foodstuffs and Livestock	138,210

2004	Al-Hayat Al-Afdal for Importing Cleaning Materials	137,360
2005	Al-Bayad Al-Jadid for Importing Restaurant and Café Supplies	136,400
2006	Aram for Importing Medicines and Medical Equipment	135,610
2007	Al-Mandara Al-Dawliy for Importing Various Means of Transportation and Spare Parts	135,600
2008	Al-Amal for Manufacturing Plastics and Derivatives	134,125
2009	Al-Sadaqa Al-Mithali for Manufacturing Beverages and Foodstuffs	133,786
2010	Al-Qala'a Al-Ulia for Importing Medicines and Veterinary Serums	133,782
2011	Al-Malak Al-Jadid for Importing Foodstuffs, Fresh Fruits, Vegetables, Livestock, and Meat	131,940
2012	Al-Wassila for Importing Building Materials and Insulation Materials	131,408
2013	Afnan Al-Shajar Al-Akhdar for Importing Foodstuffs	131,250
2014	Al-Hadaf for Pharmaceuticals for Importing Medicines, Medical Preparations, and Maternal and Child Supplies	130,650
2015	Al-Ghanimah Majmout for Importing Foodstuffs, Livestock, and Meat	130,385
2016	Bab Al-Sahra for Importing Foodstuffs, Livestock, and Meat	130,366
2017	Shabob Al-Khair for Importing Foodstuffs, Meat, and Livestock	130,000
2018	Al-Andalus for Manufacturing Ice Cream	130,000
2019	Dox for Importing Means of Transport and Accessories	128,760
2020	Al-Izdihar for Importing Electrical and Non-Electrical Devices, Spare Parts, and Electronics	128,635
2021	Ronci for Importing Personal Care Materials and Cleaning Products	128,520
2022	Al-Daqah Al-Massiya Al-Awwal for Importing Electrical and Non-Electrical Devices, Spare Parts, and Electronics	127,646
2023	Najm Al-Bahr for Marine Transport (Limited Liability)	126,992
2024	Al-Amwaj Al-Haditha for Importing Building Materials, Sanitary Materials, and Their Accessories	126,500
2025	Al-Aamer for Importing Foodstuffs	125,320
2026	Al-Majmoua Al-Tawfeeq for Investment and Tourism Services	125,050
2027	Rimal Al-Bahr for Importing Medicines and Medical Equipment and Maternal and Child Supplies	124,637
2028	Al-Ruba'iya Al-Dawliy for Importing Clothing, Textiles, and Leather Products	124,140
2029	Naseya Al-Khair for Importing Agricultural Equipment, Supplies, and Spare Parts	123,395
2030	Al-Sahel for Paper Manufacturing	123,044
2031	Al-Khibarat Al-Libiyah for Importing Oil Equipment	123,000
2032	Al-Nasha'a Al-Dawliy for Importing Foodstuffs	122,976
2033	Atlas Al-Awwal for Importing Means of Transport and Accessories	122,735
2034	Al-Amal Al-Mutalaq for Manufacturing PVC and Aluminum Doors and Windows	122,450
2035	Al-Bidaya Al-Awwal for Importing Foodstuffs	122,317
2036	Tandemira for Metal Industries	122,263
2037	Al-Istabrq Al-Dhahabi for Importing Raw Materials	121,535
2038	Rama for Plastic Industries	121,300
2039	Balqis for Importing Clothing, Textiles, and Leather Products	121,100

2040	Fada' Al-Bara'a for Importing Maternal and Child Supplies	120,000
2041	Al-Bahja for Importing Household Materials	120,000
2042	Leptos for Importing Household and Electrical Materials	120,000
2043	Al-Asima Al-Dawliy for Importing Cars and Spare Parts	119,106
2044	Al-Kawn Al-Tibiy for Importing Medicines and Medical Equipment	118,575
2045	Al-Tijan for Importing Medical Equipment and Dental Supplies	118,500
2046	Al-Nahda Al-Mumtaza for Importing Medicines, Medical Preparations, and Maternal and Child Supplies	118,315
2047	Al-Kafa'a Al-Dawliy for Importing Means of Transport and Accessories	117,800
2048	Al-Marjeh for Importing Medicines and Medical Equipment	117,759
2049	Al-Wataniya for Importing Means of Transport and Accessories	117,184
2050	Al-Irtiq'a' Al-Tibiy for Importing Medicines, Medical Preparations, and Maternal and Child Supplies	116,893
2051	Majmoute Zain for Importing Electrical Devices and Materials	116,750
2052	Al-Surouh Al-Wataniya for Importing Foodstuffs, Livestock, and Meat	116,010
2053	Benafor Importing Foodstuffs	115,520
2054	Majmoute Zain for Importing Electrical Devices and Materials	115,200
2055	Al-Surouh Al-Wataniya for Importing Foodstuffs, Livestock, and Meat	115,050
2056	Benafor Importing Foodstuffs	115,000
2057	Alshadha for Importing Medicines and Medical Equipment	114,711
2058	Royal aldawalia for Importing Clothes and Furnishings	114,674
2059	Nahj Alkhair for Importing Foodstuffs, Livestock, and Meat (Limited Liability)	114,639
2060	Al-Deek for Importing Means of Transport and Accessories	114,524
2061	Al-Zahra Al-Sharqiya for Importing Electrical and Non-Electrical Devices and Spare Parts, and Electronic Devices	113,950
2062	Al-Mokhtar for Insurance	113,895
2063	Al-Meza aldawalia for Importing Building Materials	113,315
2064	Naseem Al-Mazra'a for Importing Foodstuffs	112,772
2065	Al-Burj Al-Abyad aldawalia for Importing Building Materials, Sanitary Materials, and Accessories	112,444
2066	Al-Delta aldawalia for Importing Household and Electrical Appliances	111,706
2067	Marathon Benghazi for Importing Clothes and Medical Shoes	111,620
2068	Mesk Al-Ghaba for Importing Foodstuffs and Livestock	111,592
2069	Al-Hayat Al-Afdal for Importing Cleaning Materials	111,382
2070	Al-Bayad Al-Jadida for Importing Restaurant and Café Supplies	111,363
2071	Aram for Importing Medicines and Medical Equipment	110,859
2072	Al-Mandra aldawalia for Importing Various Means of Transport, Accessories, and Spare Parts	110,501
2073	Al-Amal for Plastic Industry and Derivatives	110,492
2074	Al-Sadaqa Al-Mithaliya for Beverage and Foodstuff Production	110,487
2075	Al-Qalaa Al-Ulya for Importing Veterinary Medicines and Vaccines	110,098

2076	Al-Malak Al-Jadid for Importing Foodstuffs, Fresh Fruits, Vegetables, Livestock, and Meat	110,000
2077	Al-Wasila for Importing Building Materials and Insulating Materials of All Kinds	109,932
2078	Afnan Al-Shajar Al-Akhdar for Importing Foodstuffs	109,401
2079	Al-Hadaf Pharmaceutical for Importing Medicines, Medical Preparations, and Maternal and Child Supplies	108,606
2080	Ghaneema Majmout for Importing Foodstuffs, Livestock, and Meat	108,325
2081	Bab Al-Sahra for Importing Foodstuffs, Livestock, and Meat	108,000
2082	Shaboub Al-Khair for Importing Foodstuffs, Meat, and Livestock	107,800
2083	Andalus for Ice Cream Manufacturing	107,601
2084	Dox for Importing Means of Transport and Accessories	106,742
2085	Al-Izdihar for Importing Electrical and Non-Electrical Devices, Spare Parts, and Electronic Devices	106,645
2086	Ronci for Importing Personal Care and Cleaning Products	106,270
2087	Al-Daqa Al-Masiyah Al-Ulya for Importing Electrical and Non-Electrical Devices and Spare Parts	105,529
2088	Najm Al-Bahr for Marine Transport (Limited Liability)	105,000
2089	Al-Amwaj Al-Haditha for Importing Building Materials, Sanitary Materials, and Accessories	104,081
2090	Al-Aamer for Importing Foodstuffs	103,014
2091	Al-Tawfiq Majmout for Investment and Tourism Services	102,714
2092	Rimal Al-Bahr for Importing Medicines, Medical Equipment, and Maternal and Child Supplies	102,472
2093	Al-Rubai'ya aldawalia for Importing Clothes, Textiles, and Leather Products	101,937
2094	Nasiyat Al-Khair for Importing Agricultural Machinery, Supplies, and Spare Parts	101,351
2095	Al-Sahil for Paper Manufacturing	101,349
2096	alibya Expertise for Importing Oil Equipment	101,300
2097	Al-Nasha'a aldawalia for Importing Foodstuffs	101,250
2098	Atlas Al-Awwali for Importing Means of Transport and Accessories	101,208
2099	Al-Amal Al-Mutaliq for Manufacturing PVC and Aluminum Doors and Windows	101,027
2100	Al-Bidaya Al-Awwali for Importing Foodstuffs	100,981
2101	Tandemira for Iron Industries	100,936
2102	Al-Istibraq Al-Dhahabi for Importing Raw Materials	100,800
2103	Rama for Plastic Industries	100,760
2104	Bilqis for Importing Clothes, Textiles, and Leather Products	100,344
2105	Fada' Al-Bara'a for Importing Maternal and Child Supplies	100,340
2106	Al-Bahja for Importing Household Materials	100,247
2107	Leptos for Importing Household and Electrical Materials	100,069
2108	Al-'Asima aldawalia for Importing Cars and Spare Parts	100,050
2109	Al-Kon for Medical Imports (Medicines and Equipment)	100,000
2110	Al-Tijan for Importing Medical Equipment and Dental Supplies	99,633
2111	Al-Nahda Al-Mumtazah for Importing Medicines, Medical Preparations, and Maternal and Child Supplies	99,227
2112	Al-Kafa'a aldawalia for Importing Means of Transport and Accessories	99,129

2113	Al-Marja' for Importing Medicines and Medical Equipment	98,871
2114	Al-Wataniyya for Importing Means of Transport and Accessories	98,750
2115	Al-Irtiq'a' Al-Tibbi for Importing Medicines, Medical Preparations, and Maternal and Child Supplies	98,560
2116	Majmout Zain for Importing Electrical Materials	97,200
2117	Al-Surouh Al-Wataniyya for Importing Foodstuffs, Livestock, and Meat	96,248
2118	Bena for Importing Foodstuffs	96,000
2119	Al-Rashid for Importing Building Materials	95,232
2120	Al-Jawhara Qurji for Importing Foodstuffs, Livestock, and Meat	94,965
2121	Al-Atwar for Importing Electrical Systems	94,236
2122	Al-Mashariq aldawalia for Importing Heavy Machinery, Equipment, and Spare Parts	93,973
2123	Safaria Al-Dhahabiya for Importing Agricultural Supplies	92,526
2124	Rawasim for Manufacturing Advertising and Media Materials	92,186
2125	Al-Shuruq Al-'Alamiya Al-Awwali for Importing Foodstuffs, Livestock, and Meat	91,640
2126	Al-Suyul for Importing Agricultural Machinery, Supplies, and Spare Parts	90,450
2127	Al-Maseerah Al-Kubra for Importing Foodstuffs	90,028
2128	Al-Hana'a Al-Da'im for Importing Foodstuffs, Livestock, and Meat	90,000
2129	Al-Ows for Technical and Security Services	90,000
2130	Al-Yarmouk Al-Jadida for Importing Building Materials and Sanitary Materials	89,598
2131	Dar Al-Joud for Importing Generators, Spare Parts, Electrical Materials, and Electronic Devices	88,800
2132	Shams Al-ASEEL Libyi for Importing Foodstuffs, Livestock, and Meat	88,800
2133	Shajarat Al-Dekor for Importing Building Materials, Sanitary Materials, and Accessories	88,270
2134	Qamar Factory for Manufacturing Cleaning Products	88,175
2135	Alyaf Libya for Manufacturing Fiberglass Materials	88,015
2136	Al-Tanmiya Libya for Importing Building Materials and Sanitary Materials and Accessories	87,786
2137	Zilal Libya Al-Oula for Manufacturing Umbrellas and Tents	87,383
2138	Al-Mada for Passenger Transport	86,914
2139	Al-Awd Al-Tayib for Importing Decoration Materials, Household Products, and Cleaning Materials	86,909
2140	Al-Rayan aldawalia Al-Oula for Importing Building Materials	86,500
2141	Itilah for Engineering Industries	85,952
2142	Libya for Importing Optics and Accessories	85,840
2143	Miftah Al-Aman for Importing Safes, Keys, and Locks	85,753
2144	Al-Raqi aldawalia for Importing Raw Materials	85,704
2145	Dekor for Importing Building Materials and Sanitary Materials (City Misrata Holding Company)	85,690
2146	Rouh Al-Awd for Importing Perfumes and Scents	85,064
2147	Al-Maras National for Importing Books and Stationery	84,697
2148	Al-Hidaya for Importing Paints, Coatings, and Raw Materials	84,266
2149	Sahool Al-Qardabiya for Importing Foodstuffs	84,240

2150	Ladda for Manufacturing Cleaning Materials	84,123
2151	Al-Shahab Al-Ame' for Importing Electrical and Non-Electrical Devices, Electronics, and Accessories	83,380
2152	Al-Mudahish for Importing Building Materials, Sanitary Materials, and Accessories	82,908
2153	Arkan Al-Madina for Importing Furniture	82,587
2154	Al-Mansoura for Importing Furniture	82,576
2155	Al-Imtiaz Factory for Manufacturing PVC and Aluminum Doors and Windows	82,502
2156	Marina Pharmaceutical for Importing Medicines, Equipment, and Medical Supplies	81,900
2157	Aras for Importing Building Materials, Sanitary Materials, and Accessories	81,644
2158	Al-Jawhara Al-Bayda for Food Manufacturing	81,595
2159	Al-Ashbal Al-Sa'ida for Importing Foodstuffs	81,286
2160	Ben Zahya and Partners for Importing Clothes, Textiles, and Leather Products	81,000
2161	Buruj Al-Salam for Manufacturing Animal Feed and Flour	80,101
2162	Al-Tuyur Al-Lami'a for Poultry Farming	79,910
2163	Al-Tawun Al-Raqi for Importing Building Materials and Sanitary Materials and Accessories	79,821
2164	Al-Burj Al-Munir for Importing Building Materials	79,635
2165	Al-Nawarat for Manufacturing Sweets, Ice Cream, and Foodstuffs	79,570
2166	Al-Watan for Importing Decoration Materials, Household Products, and Cleaning Materials	79,250
2167	Nafada for Manufacturing Aluminum and PVC Works	78,643
2168	Casa Libya for Importing Foodstuffs	78,618
2169	Al-Aseel for Importing Books, Stationery, and Office Supplies	77,707
2170	Al-Muneer Libyi for Importing Medical Equipment and Supplies	77,592
2171	Lazord for Importing Building Materials and Sanitary Materials	76,500
2172	Fada' Libya for Tourism Services	76,485
2173	Taj Libya for Importing Medicines	76,400
2174	Al-Hayat Al-Jadida Al-Oula for Importing Home and Office Furniture	75,845
2175	Al-Tawheed for Importing Foodstuffs	75,502
2176	Sidra Al-Tayiba for Importing Medicines and Medical Equipment	75,196
2177	Al-Arjun for Importing Foodstuffs, Livestock, and Meat	74,880
2178	Al-Alam Al-Mutahid for Technical Systems	74,331
2179	Misan for Importing and Distributing Cleaning Materials	74,203
2180	Agadir Al-Sharq for Importing Foodstuffs, Livestock, and Meat	74,100
2181	Al-Maharah Al-'Alamiya for Importing Foodstuffs	73,860
2182	Taj Al-Iffah for Importing Foodstuffs and Supply Items	73,395
2183	Najmat Al-Dawa for Importing Medicines, Medical Equipment, Medical Preparations, and Accessories	73,305
2184	Rose Libya for Importing Foodstuffs	73,297
2185	Al-Intilāqah Al-Mumtāzah for Importing Means of Transport and Accessories	72,189
2186	Wadi Nalout for Bottling Water, Beverages, and Foodstuffs	71,750

2187	Al-'Alamiya for Importing Air Conditioning, Cooling Devices, and Spare Parts	71,033
2188	Al-Alam Al-Mutahid Al-Jadid for Importing Foodstuffs	70,758
2189	Al-An'am for Importing Medicines and Medical Equipment	70,432
2190	Abtalna for Importing Clothes and Sporting Equipment	70,331
2191	Al-Fanoos Al-Watani for Importing Household and Electrical Materials	70,000
2192	Al-Misbar for Importing Wires, Cables, and Electrical Materials	68,920
2193	Al-Mutahida Al-Shamaliya for Importing Agricultural and Animal Supplies and Poultry	68,714
2194	Al-Wataniyah aldawalia for Importing Medicines, Medical Equipment, Medical Preparations, and Medical Supplies	68,404
2195	Amwaj Al-Barkah Al-Alamiya for Importing Foodstuffs and Livestock	68,000
2196	Al-Mizan for Food Industry	67,987
2197	Al-Itqan for Manufacturing Cardboard and Packaging	67,800
2198	Basha'ir Libya aldawalia for Importing Foodstuffs, Livestock, and Meat	67,599
2199	Darb Al-Imtiaz for Importing Means of Transport and Accessories	67,371
2200	Mawrid Al-Amal for Importing Car Oils and Lubricants	65,452
2201	Libya for Chemical Manufacturing of Building Materials	65,272
2202	Al-Thaqil aldawalia for Importing Means of Transport and Accessories	65,100
2203	Al-Markaz Al-Libyi Al-Almani for Orthopedic Surgery	64,477
2204	Ral for Importing Foodstuffs	64,400
2205	Al-Mustand Al-Rasekh for Manufacturing Foodstuffs	64,350
2206	Gulf Majmout for Importing Building Materials and Sanitary Materials	63,877
2207	Mawaqid for Installing and Maintaining Central Heating	63,442
2208	Jusoor Al-Sahil for Importing Means of Transport and Accessories (Limited Liability)	62,400
2209	Al-Mutahid for Logistics	61,518
2210	Qanawat altaqnia Company for Information Technology and Communications	61,500
2211	Ramadan Fathy Ali Al-Arqat Factory	59,690
2212	Alsaif Muhand for Importing Foodstuffs, Livestock, and Meat	59,673
2213	Alikhtiyar Alsaheeh for Importing Furniture	59,560
2214	Jim for Importing Transportation Means and Accessories	58,933
2215	Al-Saraha for Importing Computers and Electronics	58,850
2216	Al-Jawhara Al-Um for Importing Mother and Child Supplies	58,800
2217	Ajwan Factory for Manufacturing Mechanical Textiles	58,529
2218	Al-Mansoura for Manufacturing Cleaning Materials	58,425
2219	Sahel Libya for Importing Foodstuffs, Livestock, and Meat (Limited Liability)	56,976
2220	Al-Imar Al-Bahir for Importing Electrical Equipment, Materials, and Spare Parts	56,879
2221	Al-Ataa Al-Raqi for Importing Clothing, Textiles, and Leather Goods	56,720
2222	Al-Tawasol for Manufacturing Prefabricated Housing, Hangars, and Refrigeration Rooms	56,699

2223	Al-Mushtal for Importing Agricultural Supplies	56,217
2224	Al-Mukhtar Al-Ideali for Importing Transportation Means and Accessories	56,109
2225	Oya for Recycling Metals	55,360
2226	Al-Mumtaz Al-Awwal for Importing Medicines, Medical Equipment, and Mother and Child Supplies	55,333
2227	Al-Andalus aldawalia for Importing Building Materials, Sanitary Materials, and Accessories	55,025
2228	Al-Inara for Importing Electrical and Non-Electrical Equipment and Spare Parts, Electronics	54,618
2229	Al-Majma' Al-Istithmari for Manufacturing Building Materials	54,060
2230	Rabee' Al-Darb for Importing Transportation Means and Accessories	53,862
2231	Al-Taqnayat Al-Haditha Al-Oula for Importing Agricultural Equipment, Supplies, and Accessories	53,307
2232	Tajammou' Jud for Importing Electrical Equipment and Materials	53,184
2233	Al-Ataa Al-Mutawari for Importing Tires, Pads, Accessories, Cars, and Spare Parts	52,817
2234	Everest for Importing Foodstuffs	52,328
2235	Al-Barari Al-Khair for Manufacturing Animal Feed	52,125
2236	Al-Na'man Majmout for Manufacturing Glasses and Lenses	52,011
2237	Al-Joud aldawalia Modern for Importing Foodstuffs, Livestock, and Meat	51,840
2238	Al-Zi Al-Watani for Importing Foodstuffs, Livestock, and Meat	51,616
2239	Afnan Factory for Manufacturing Paint and Wall Putty	51,506
2240	Fawanees Al-Khair aldawalia for Importing Clothing, Textiles, and Leather Goods	51,212
2241	Drioush Majmout for Food Industries	51,040
2242	Al-Fayd for Information Technology and Communications (Limited Liability)	50,638
2243	Diarr Al-Fakhama for Importing Home and Office Furniture, Furnishings	49,840
2244	Jent for Importing Medical Equipment	49,495
2245	Al-Ahlam Al-Sa'idah for Importing Clothing and Leather Goods	49,482
2246	Al-Rashid alibya Majmout for General Contracting and Real Estate Investment	49,200
2247	Yamamat Al-Sharq for Importing Foodstuffs	49,090
2248	Al-Waqt Al-Dhahabi for Importing Watches and Accessories	48,938
2249	Duroob Al-Qimmah for Supplying Hotels, Restaurants, and Cafes	48,810
2250	Dar Al-Bunyan for Importing Decoration Supplies and Building Materials	48,428
2251	Taj Libya for Importing Car Paint	48,111
2252	Al-Fannia for Importing Medical Equipment	48,080
2253	Al-Sharara for Importing Transportation Means and Accessories	47,976
2254	Al-Yara' Al-Tibi for Importing Medical Equipment, Medicines, Pharmaceuticals, and Mother and Child Supplies	47,951
2255	Larko for Food Industries	47,792
2256	Cement Tubacts for Manufacturing Concrete Mixes	47,631
2257	Al-Nokhba for Importing Sports Equipment, Entertainment, and Games	47,600
2258	Al-Saraha aldawalia for Importing Transportation Means and Accessories	47,405
2259	Tarsin Al-Awwal for Importing Furniture	47,329

2260	Al-Ghossan Al-Fadhi for Importing Foodstuffs	46,791
2261	Al-Nujoom Al-Alamiya for Importing Foodstuffs, Livestock, and Meat	46,500
2262	Al-Amid for Importing Foodstuffs	46,010
2263	Al-Thabi for Food Industries, Mills, Animal Feed, and Rice Mills	45,367
2264	Al-Dira' Al-Arabi for Importing Building Materials, Sanitary Materials, and Accessories	44,616
2265	Akakus aldawalia Medical for Importing Equipment, Medicines, Pharmaceuticals, and Mother and Child Supplies	44,550
2266	SR Services for Maintenance and Environmental Solutions	44,093
2267	Al-Sadeed for Importing Foodstuffs	43,957
2268	Al-Imtiaz Al-Da'em for Manufacturing Sponges	43,000
2269	Al-Kifah for General Machining, Industrial Work, and Manufacturing Metal Fences, Furniture, and Sliding Doors	42,051
2270	Al-Zawiya Agricultural for Importing Tractors and Agricultural Supplies	40,820
2271	Mazaya Al-Bayt for Importing Household Items, Equipment, Electrical and Non-Electrical Materials	40,064
2272	Al-Mosdar Al-Mumtaz for Importing Sanitary Materials and Building Materials	40,054
2273	Al-Kutla Al-Safra for Importing Agricultural Equipment, Supplies, and Spare Parts	39,515
2274	Mawazin Libya for Systems and Electronic Scales	39,114
2275	Zreypco Factory for Manufacturing Restaurant Equipment and Hollow Boxes	39,092
2276	Al-Jurf Al-Qari for Agricultural and Animal Production	38,167
2277	Al-Qimmah Al-Lam'ah for Importing Building Materials and Sanitary Materials	37,615
2278	Al-Mahsol Al-Ghizai Al-Awwal for Importing Foodstuffs, Livestock, and Meat	37,503

2279	Qutoof for Importing Building Materials and Sanitary Materials	37,216
2280	Al-Rabee' aldawalia for Importing Mother and Child Supplies	36,844
2281	Al-Usra for Importing Medicines and Mother and Child Supplies	36,273
2282	Al-Wadaq aldawalia for Importing Foodstuffs	36,250
2283	Balad Al-Rabee' for Importing Building Materials and Sanitary Materials	35,811
2284	Al-Faras for Importing Transportation Means and Accessories	35,005
2285	Idarat Al-Ma'alim for Tourism Investment	35,000
2286	Al-Qosoor Al-Dhahabiya for Importing Furniture	34,969
2287	Paris for Tourism Services	33,711
2288	Masafi for Importing Foodstuffs	33,372
2289	Abna' Al-'Abar for Importing Electrical and Non-Electrical Equipment and Spare Parts	32,018
2290	Al-Majra' Al-Wataniya for Mills, Animal Feed, and Rice Milling	31,787
2291	Noor Al-Huda Factory for Manufacturing Cleaning Materials, Brooms, and Their Supplies	30,780
2292	Zreeq for Importing Electronics and Electrical Equipment	30,274
2293	Quraish for Importing Building Materials	29,194
2294	Al-Joudah for Importing Medicines, Medical Equipment, Pharmaceuticals, and Mother and Child Supplies	29,092
2295	Al-Ikhtiyar Al-Mumayaz for Importing Building Materials and Sanitary Materials	28,971
2296	Mas Al-Joudah for Importing Decoration Materials, Hardware, and Cleaning Materials	28,080
2297	Al-Ard Al-Dhahabiya for Food Industries	27,657
2298	Kilimanjaro for Importing Furniture	27,194
2299	Techno Majd for Importing Electrical and Non-Electrical Equipment, Spare Parts, and Electronics	26,800
2300	Al-Rubian for Salty Industries	26,691
2301	Al-Adwa' Al-Jadidah for Importing Building Materials and Sanitary Materials	24,800
2302	Farm for Importing Agricultural Equipment, Supplies, and Spare Parts	23,817
2303	Crystal aldawalia for Manufacturing Paint and Its Accessories (Limited Liability)	22,000
2304	Al-Ittihadiyah for Insurance	21,423
2305	Al-Ibdah aldawalia Modern for Importing Office and Home Furniture	20,975
2306	Tasameem Al-Imar for Importing Building Materials and Sanitary Materials	20,034
2307	Al-Intimaa Al-Hadhari for Importing Building Materials and Sanitary Materials	19,600
2308	Shaheen Al-Jabal aldawalia for Importing Building Materials	19,024
2309	Kanaz Al-Ard for Importing Transportation Means and Accessories (Limited Liability)	16,800
2310	Al-Handasiya Factory for Manufacturing Metal Products and Preparing Hangars	15,821
2311	Sanabel Al-Madina for Importing Foodstuffs	13,500
2312	Rifaq Al-'Asima for Importing Foodstuffs	12,699
2313	Fitir Benghazi for Growing Mushrooms and Soil Production	11,820
2314	Al-Majmou'a Al-Duwaliyah for Insurance	3,100

Accepted Coverage Requests ?

List of all Companies and Factories - **Private Sector** ?

From 1/1 - to 31/12/2024?

"Descending order"?

Order.	Company or factory	Value in USD
1	Miscellaneous Food Commodities	3,072,357,145
2	Production and Operation Supplies	2,667,403,042
3	Transportation, tires, batteries and spare parts	824,748,714
4	Building Materials and Construction Supplies	788,110,979
5	Feeds	610,950,219
6	Electronic Equipment	556,315,481
7	Machinery and Equipment	541,187,617
8	Live and frozen meat	502,226,617
9	Essential Commodity Production Requirements	481,874,910
10	Medicines	359,480,368
11	Agricultural	278,603,714
12	Household and Household Electrical	242,330,195
13	Milk, diapers and baby food	191,675,225
14	Sanitary materials	123,886,166
15	Milk	117,061,721
16	Cheeses	95,724,394
17	Burniq Air requests	87,455,986
18	Airlines Transfers	70,417,129
19	Clothing and Shoes	69,940,488
20	Hygienic materials	64,201,355
21	Furniture	53,838,800
22	Various navigational services	53,629,231
23	ICT Services	49,904,329

24	Agricultural	49,850,767
25	Production and Operation Services	43,362,966
26	Stationery	33,769,301
27	Fruits and Vegetables	25,960,357
28	Special requests for Libyan Wings Company	24,432,066
29	Miscellaneous	24,099,182
30	Cleaning materials	22,241,635
31	Ghee	18,282,717
32	Tobacco of all kinds and accessories	18,154,000
33	Gold Import Transfer	16,065,986
34	Veterinary Medicines	15,997,255
35	Libyan Express Air Transport Company	12,323,985
36	Fish and Marines	8,829,310
37	Butter	5,551,801
38	Oya Airlines expenses	4,980,327
39	Carpets and Textiles	4,024,983
40	Other Goods	3,031,981
41	MedSky Airways Company requests	2,161,801
42	Medical	1,980,639
43	Ghadames Airlines Company	1,917,015
44	Iron and steel plant operating requirements	1,669,833
45	Insurance Companies Transfers	820,460
46	Goods for public services	641,962
47	(GS1) System subscription fees	610,500
48	Costs of tourist services	565,391
49	Port Operating Supplies	175,517
50	Visa fees costs	76,485

Accepted Coverage Requests [?]
According to Country of Origin - Private Sector [?]
From 1/1 - to 31/12/2024 [?]

"Descending order" [?]

Order.	Country of origins	Value in USD
1	Türkiye	2,359,122,468
2	Egypt	1,820,237,335
3	China	1,260,357,867
4	Russian Federation	788,746,276
5	Brazil	597,408,284
6	Italy	581,326,451
7	India	558,507,352
8	Tunisia	384,714,123
9	Ukraine	351,154,041
10	Spain	262,953,686
11	Thailand	261,664,561
12	Germany	225,244,959
13	Argentina	215,795,083
14	United Arab Emirates	193,874,838
15	France	186,761,356
16	Netherlands	162,210,640
17	Saudi Arabia	145,494,526
18	United States	142,317,761
19	Belgium	139,851,089
20	Ireland	129,936,113
21	Romania	117,073,356

22	South Korea	106,102,705
23	Poland	105,688,136
24	New Zealand	94,517,276
25	Indonesia	93,163,851
26	Japan	78,928,588
27	Sri Lanka	73,044,063
28	Greece	70,084,997
29	Viet Nam	59,070,077
30	United Kingdom	57,682,182
31	Morocco	51,535,326
32	Austria	43,572,748
33	Ecuador	41,993,500
34	Switzerland	41,724,377
35	Oman	39,252,506
36	Jordan	37,927,355
37	Sweden	35,339,772
38	Denmark	31,589,643
39	Hungary	30,061,749
40	Portugal	18,985,698
41	Algeria	15,921,395
42	Kuwait	14,102,014
43	Slovakia	13,467,879
44	Lithuania	12,035,198
45	Bahrain	11,820,224
46	Slovenia	10,888,396
47	Malaysia	10,569,452
48	Australia	10,412,267

49	Moldova	9,919,933
50	Serbia	9,785,087
51	Malta	9,293,365
52	Gabon	7,971,774
53	Bulgaria	7,937,726
54	Europe	7,934,443
55	Canada	6,919,865
56	Costa Rica	6,835,357
57	Finland	6,776,026
58	Taiwan	6,594,854
59	Colombia	6,229,600
60	Iraq	6,168,800
61	Croatia	4,690,802
62	Georgia	4,598,342
63	Mexico	3,791,328
64	Qatar	3,433,250
65	Pakistan	3,320,283
66	Cayman Islands	3,158,487
67	Cyprus	2,799,211
68	Norway	2,763,244
69	Lebanon	2,676,279
70	Czech Republic	2,560,558
71	Uruguay	2,468,970
72	Estonia	1,954,978
73	South Africa	1,920,606
74	Bangladesh	1,760,360
75	Cambodia	1,662,549

76	Equatorial Guinea	1,546,030
77	Guatemala	1,467,279
78	Luxembourg	1,389,853
79	Bosnia and Herzegovina	1,257,399
80	Iceland	1,218,067
81	North Korea	864,880
82	Nigeria	801,770
83	Singapore	672,367
84	Ethiopia	662,976
85	Hong Kong S.A.R.	582,197
86	Former Yugoslav Republic of Macedonia	557,198
87	Chile	516,016
88	Latvia	444,510
89	Albania	436,200
90	Kazakhstan	261,500
91	Yemen	260,000
92	Europe	254,415
93	Namibia	251,082
94	Puerto Rico (United States)	242,069
95	Congo	220,289
96	Tanzania	213,200
97	Ghana	110,800
98	Cuba	106,990
99	Uganda	106,550
100	Dominican Republic	90,559
101	Kenya	65,500
102	Belarus	61,250

103	Syria	60,151
104	Sudan	10,349
105	Sierra Leone	10,105
106	Réunion	880

Accepted Coverage Requests [?]
According to Beneficiary Country - Private Sector [?]
From 1/1 - to 31/12/2024 [?]

"Descending order" [?]

Order.	Beneficiary Country	Value in USD
1	Türkiye	2,541,553,797
2	United Arab Emirates	1,763,360,622
3	Egypt	1,530,533,031
4	Switzerland	899,664,672
5	United Kingdom	697,614,452
6	China	577,350,993
7	Italy	515,326,645
8	Tunisia	448,333,202
9	Canada	390,270,120
10	Spain	337,150,334
11	Jordan	221,798,270
12	Austria	186,722,673
13	Thailand	166,260,633
14	Netherlands	159,017,250
15	Japan	158,986,142
16	France	154,748,523
17	Germany	152,312,897
18	South Korea	147,780,456
19	Slovakia	83,505,614
20	New Zealand	79,249,125
21	Belgium	62,958,549

22	India	62,791,232
23	Saudi Arabia	60,385,040
24	Indonesia	60,126,216
25	Oman	52,566,501
26	United States	45,961,050
27	Morocco	45,801,864
28	Denmark	45,750,657
29	Malta	43,963,968
30	Singapore	39,622,417
31	Sri Lanka	39,122,563
32	Ukraine	38,456,519
33	Sweden	35,886,070
34	Hong Kong S.A.R.	35,107,811
35	Romania	33,313,905
36	Mauritius	32,481,720
37	Brazil	28,260,609
38	Ireland	28,112,804
39	Poland	21,026,720
40	Hungary	20,311,874
41	Cyprus	17,113,475
42	Portugal	16,754,522
43	Slovenia	15,437,159
44	Greece	15,414,412
45	Algeria	14,791,215
46	Kuwait	14,102,014
47	Bahrain	12,337,495
48	Luxembourg	11,017,204

49	Swaziland	8,547,800
50	Lithuania	8,532,914
51	Qatar	7,727,420
52	Bulgaria	5,989,711
53	Argentina	5,085,640
54	Viet Nam	4,878,614
55	Ecuador	4,825,108
56	Finland	4,618,235
57	Malaysia	4,240,404
58	Taiwan	4,008,698
59	Russian Federation	3,900,000
60	Cayman Islands	3,158,487
61	Lebanon	2,315,451
62	Serbia	2,004,958
63	South Africa	1,602,589
64	Australia	1,317,325
65	Pakistan	1,271,383
66	Liechtenstein	1,240,367
67	Georgia	1,230,920
68	Iceland	1,218,067
69	Bosnia and Herzegovina	1,048,271
70	Moldova	1,000,800
71	Nigeria	801,770
72	Croatia	693,394
73	Bangladesh	671,434
74	Czech Republic	564,006
75	Monaco	445,676

76	Albania	388,977
77	Latvia	388,210
78	North Korea	239,354
79	Estonia	191,018
80	Djibouti	72,620
81	Kenya	65,500
82	Former Yugoslav Republic of Macedonia	53,415
83	Norway	36,864
84	Sierra Leone	10,105
85	Congo	780
86	Europe	726

Accepted Coverage Requests ?

List of all entities - **Public Sector** ?

From 1/1 - to 31/12/2024?

"Descending order"?

Order.	Entity Name	Value in USD
1	Libyan Iron and Steel Company	505,554,301
2	Libyana Mobile Phone Company	129,163,407
3	National Development Agency	94,302,326
4	Administrative Centres Development Authority	68,847,050
5	Almadar Aljadid Company	50,995,583
6	Aletihad Alarabee Contracting Company J.S.C	46,087,540
7	Misurata Free Zone	43,687,086
8	Afriqiyah Airways	29,924,484
9	Al Ahlia Cement Company J.S.C	26,547,796
10	Libya Telecom and Technology Company J.S.C	25,472,784
11	Libya Insurance Company	13,911,483
12	Tatweer Industrial Investment Company	11,968,000
13	Libyan Post Telecommunications & Information Technology Company	11,600,686
14	Libyan International Telecommunications Company	10,345,125
15	Hatef Libya Company	9,909,761
16	Libyan Ports Company	7,031,614
17	Libyan Airlines	6,439,118
18	Housing and Utilities Projects Implementation Authority	5,721,046
19	Libyan Authority for Scientific Research	3,138,004
20	Alenma Electric Investment Company	2,447,702
21	Al-Manhaj Printing and Publishing Company	1,945,321
22	Electrical Industries Company	1,880,480
23	Al-Moalej Al-Hakim Medical Services Company	1,523,660
24	Tatweer Industrial Investment Company	1,501,155
25	General Company for Importing Security Goods	1,465,100
26	Libyan Federation of Insurance Companies	1,357,789

27	Awqaf General Authority and Islamic Affairs	2,108,454
28	Libyan Academy for Communications and Informatics Company	1,087,712
29	Public Company for General Cleaning Services Tripoli	892,000
30	National Center for Meteorology	768,951
31	Social Welfare Fund at the Ministry of Interior	722,408
32	Moamalat Financial Services Company	629,977
33	Trucks and Buses Company	429,199
34	Atheqaa Company for Meat and Food Import Joint Stock	413,050
35	Construction and Maintenance Authority of Ports and Fishing Harbors	139,741
36	University of Benghazi	85,429
37	The Agricultural and Animal Projects Development and Investment Authority	76,250
38	Aljeel Aljadeed for Technology Company	50,144
39	Public Health Insurance Fund	50,000
40	Tatweer Real Estate and Tourism Investment Company	48,285
41	Libyan Capital Market Authority	20,000
42	Libya Post Company	15,178
43	Insurance Supervisory Authority	10,500
44	Anamaa Allebeyah Insurance Company J.S.C	6,624

Accepted Coverage Requests

According to Goods or Services - Public Sector

From 1/1 - to 31/12/2024

"Descending order"

Order.	Goods or Services	Value in USD
1	Libyan Iron and Steel Company Requirements	480,992,382
2	Communications and IT Services	116,428,166
3	Production and operation requirements	115,615,991
4	Requests of Transportation Projects Board	64,300,000
5	Libyana Mobile Phone Company Requests	60,800,992
6	Aletihad Alarabee Contracting Company	41,119,610
7	Machinery and Equipment	39,481,240
8	Port Operating Requirements	34,498,170
9	Almadar Aljadid	33,474,601
10	Airline Transfers	27,854,844
11	Libya Telecom and Technology Company	19,409,422
12	Al Ahlia Cement Company J.S.C	15,375,868
13	Libya Insurance Company Transfers	11,863,650
14	Miscellaneous Foodstuffs	8,064,000
15	Afriqiyah Airways	7,934,218
16	Building Materials and Construction Supplies	5,925,969
17	Housing Projects Authority Requests	5,721,046
18	Foodstuffs	4,317,050
19	Libyan Airlines Requirements	3,913,537
20	Port operation and maintenance requirements	3,896,092
21	Production and Operation Services	3,432,984

22	Awqaf General Authority and Islamic Affairs	2,108,454
23	Miscellaneous	2,059,389
24	Electronic Devices	1,948,376
25	Transportation, tires, batteries and spare parts	1,552,577
26	Goods for public services	1,511,525
27	General Company for Importing Security Goods	1,465,100
28	Libyan Ports Company	1,380,765
29	General Electricity Company Requirements	1,298,479
30	Training Course Transfers	1,144,916
31	Social Welfare Fund	722,408
32	Moamalat Financial Services Company Requirements	310,977
33	Household and Household Electrical	172,693
34	Medical Treatment Transfers	128,760
35	Agricultural	76,250
36	Hatef Libya Company Operating Supplies	15,178
37	Insurance Companies Requests	6,624

Accepted Coverage Requests ?
According to Country of Origin - Public Sector ?
From 1/1 - to 31/12/2024 ?

"Descending order" ?

Order.	Country of origin	Value in USD
1	Brazil	303,941,141
2	China	242,305,438
3	Bahrain	96,389,959
4	Türkiye	74,304,773
5	United Arab Emirates	73,887,645
6	Germany	51,109,251
7	Italy	50,141,533
8	Spain	37,899,288
9	United Kingdom	36,327,913
10	United States	26,955,960
11	Tunisia	16,286,139
12	Sweden	15,305,708
13	Egypt	14,041,895
14	India	10,942,383
15	France	10,215,505
16	Austria	10,124,430
17	Saudi Arabia	7,585,303
18	Belgium	6,300,115
19	Finland	5,295,597
20	Hong Kong S.A.R.	4,348,865

21	Europe	3,917,297
22	Singapore	3,221,820
23	Denmark	2,893,146
24	Jordan	2,352,329
25	Netherlands	2,255,190
26	Malta	1,732,981
27	Portugal	1,209,627
28	Lebanon	1,154,682
29	Thailand	728,050
30	Greece	687,362
31	Slovenia	675,255
32	Pakistan	644,873
33	Mexico	608,391
34	Gabon	597,071
35	Czech Republic	563,325
36	Serbia	515,040
37	Cameroon	506,456
38	Poland	487,102
39	Morocco	468,123
40	Bulgaria	395,377
41	Switzerland	259,666
42	Mauritius	241,898
43	Hungary	206,426
44	Ukraine	109,897
45	Canada	58,529
46	Luxembourg	56,574

47	Lithuania	35,205
48	Estonia	17,038
49	Latvia	9,657
50	Romania	2,575
51	Sierra Leone	2,500

Accepted Coverage Requests [?]
According to Beneficiary Country - Public Sector [?]
From 1/1 - to 31/12/2024 [?]

"Descending order" [?]

Order.	Beneficiary Country	Value in USD
1	China	225,085,772
2	United States	158,988,426
3	Brazil	111,612,252
4	Bahrain	97,401,563
5	Türkiye	88,500,537
6	United Arab Emirates	81,425,592
7	Italy	46,966,396
8	Switzerland	36,696,940
9	United Kingdom	36,552,217
10	Spain	34,408,781
11	Jordan	32,282,429
12	Tunisia	31,827,623
13	Germany	22,609,111
14	Austria	20,821,757
15	Sweden	17,162,418
16	France	15,733,623
17	Egypt	11,926,036
18	India	9,484,914
19	Saudi Arabia	6,707,572
20	Finland	5,295,597

21	Denmark	5,292,759
22	Hong Kong S.A.R.	4,690,978
23	Malta	4,629,855
24	Belgium	3,232,254
25	Singapore	3,221,820
26	Netherlands	2,319,681
27	Lebanon	1,116,994
28	Greece	687,362
29	Slovenia	675,255
30	Serbia	515,040
31	Morocco	468,123
32	Portugal	466,102
33	Thailand	413,050
34	Bulgaria	380,072
35	Mauritius	241,898
36	Hungary	206,426
37	Poland	93,000
38	Canada	58,529
39	Luxembourg	56,574
40	Lithuania	35,205
41	Estonia	17,038
42	Latvia	9,657
43	Romania	2,575
44	Sierra Leone	2,500

Accepted Coverage Requests ?

Foreign Transfers - Salaries?

From 1/1 - to 31/12/2024?

"Descending order"?

Order.	Entity	Value in USD
1	Egypt Air Company	29,336,636
2	Alaman Bank for Trade and Investment	7,597,976
3	Tunisair branch	5,655,208
4	Turkish Airlines Air Transport Company	4,477,716
5	Bank of Commerce and Investment	4,137,738
6	Al Andalus Bank Company	2,238,815
7	Tadhamun Bank Company	2,060,800
8	Arab Islamic Investment Bank	1,575,585
9	(79) Salary transfers for foreigners	1,293,931
10	Mediterranean Bank	801,680
11	Al Ahly Sport Club	431,769
12	Wahda Bank	260,000
13	German Airlines	160,950
14	Royal Jordanian Airlines Branch	151,678
15	Sahara Bank	21,329
16	Embassy of the State of Qatar	4,665

According to Beneficiary Country - Foreign Transfers (Salaries)🇵🇸

"Descending order"🇵🇸

Order.	Beneficiary Country	Value in USD
1	Egypt	29,646,983
2	Tunisia	6,278,412
3	Türkiye	4,759,552
4	United States	4,015,000
5	United Kingdom	3,569,611
6	Spain	3,262,008
7	Morocco	1,417,030
8	United Arab Emirates	1,366,153
9	India	1,248,790
10	Netherlands	1,091,215
11	China	759,094
12	Jordan	713,995
13	Mauritius	552,207
14	Malta	274,077
15	Belgium	189,120
16	France	184,235
17	Germany	160,950
18	Ukraine	128,626
19	Poland	118,950
20	Philippines	93,478
21	Mali	72,625
22	Bulgaria	67,800
23	Pakistan	67,500
24	Italy	56,630

25	Lebanon	35,330
26	Sudan	34,500
27	Uzbekistan	20,342
28	Moldova	11,864
29	Bangladesh	5,734
30	Qatar	4,665