

Central Bank of Libya

Commercial Banks' Uses of Foreign Exchange

During (1/1 - to 28/02/2025)



Research and Statistics Department



Foreign Exchange Expenditures' Movement Analysis

From 1/1 – to 28/02/2025

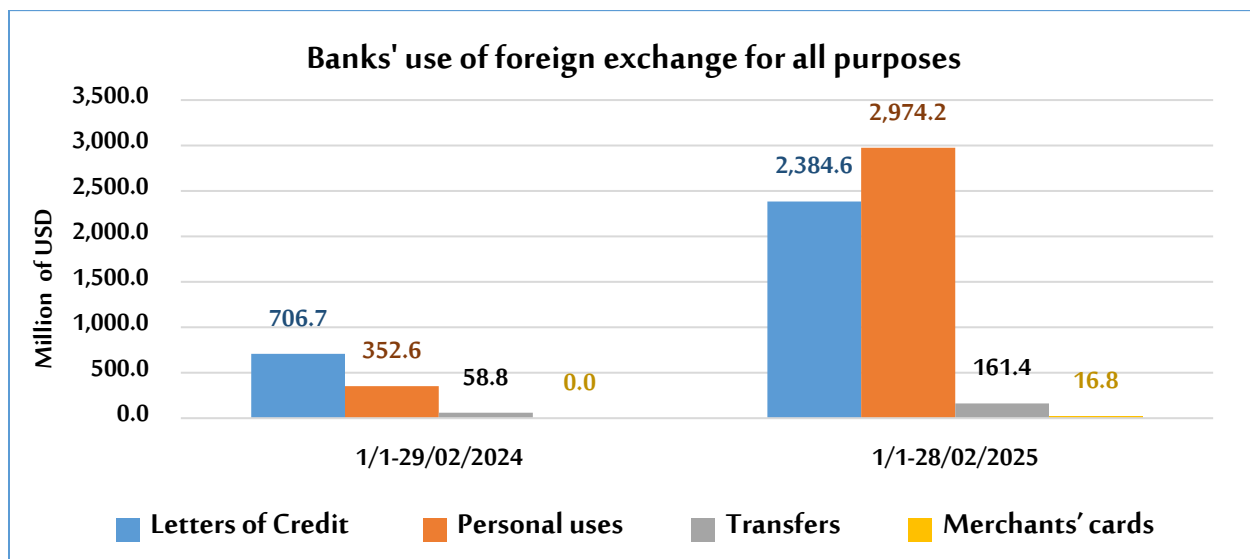
The total uses of foreign exchange by banks from 1/1 – to 28/02/2025 amounted to about \$5,536,937,753 compared to \$1,118,121,545 during the same period of 2024, which is an increase of about \$4,418,816,208, with a rate of 395.2%.

The letters of credit accounted for 43.1% of total bank uses of foreign exchange, personal purposes accounted for 53.7% of total bank uses of foreign exchange, while transfers accounted for only 3.2% of total uses.

The actual banks' uses of foreign exchange for all purposes

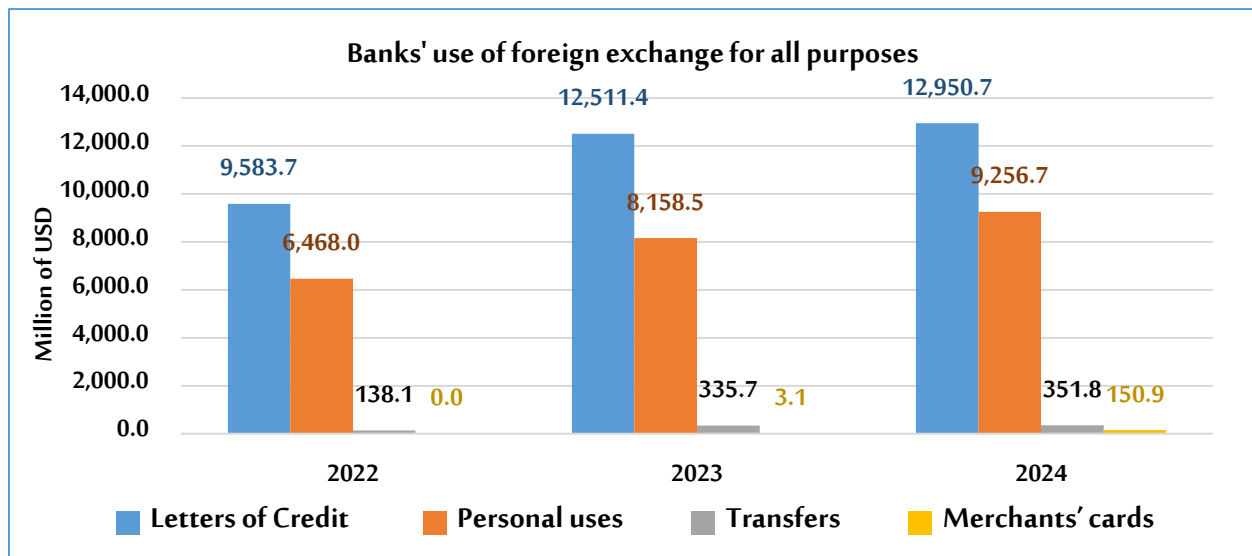
" in USD "

Item	From 1/1 to 29/02 of 2024	From 1/1 to 28/02 of 2025	Change in value	Percentage change
Letters of Credit	706,650,828	2,384,571,242	1,677,920,414	237.4
Transfers	58,837,817	161,361,701	102,523,884	174.2
Personal uses	352,632,900	2,974,225,810	2,621,592,910	743.4
Merchants' cards	0	16,779,000	16,779,000	-
Total	1,118,121,545	5,536,937,753	4,418,816,208	395.2





The following chart shows the banks' actual uses of foreign currency during the last three years (2022-2024):



Amounts sold to banks in foreign exchange for all purposes:

According to the table below, which illustrates the values sold of foreign exchange by banks, it is clear that [Aman Bank for Trade and Investment](#) was the most bank purchased foreign exchange from 1/1 – to 28/02/2025 with a market share of 20.4%, as the total amounts of foreign exchange purchased was about \$1,128,173,050, followed by [National Commercial Bank](#) with a market share of 16.1%, as the total amounts of foreign exchange purchased was about \$892,850,370, then [Jumhouria Bank](#) was in the third place with a value of \$565,155,615. Then [Wahda Bank](#) was ranked in fourth place with a value of \$425,865,628, then [Nuran Bank](#) was in fifth place with a value of \$412,661,135. Then [United Bank for Trade and Commerce](#) was ranked in sixth place with a value of \$388,093,350. The following banks come in terms of relative importance in order: [Bank of Commerce and Development](#), [North African Bank](#), [Libyan Islamic Bank](#), [Assaray Trade and Investment Bank](#), and [Andalus Bank](#), as shown in the table below, which also contains the order in which banks were in the same period of 2023.



Ranking of banks according to the total amounts sold of foreign exchange.

Bank	From 1/1 to 29/02 of 2024			From 1/1 to 28/02 of 2025		
	Order	Value in USD	Market Share	Order	Value in USD	Market Share
Aman Bank for Trade and Investment	4	93,337,400	8.3%	1	1,128,173,050	20.4%
National Commercial Bank	3	145,441,239	13.0%	2	892,850,370	16.1%
Jumhouria Bank	1	177,664,517	15.9%	3	565,155,615	10.2%
Wahda Bank	6	83,944,242	7.5%	4	425,865,628	7.7%
Nuran Bank	2	150,617,301	13.5%	5	412,661,135	7.5%
United Bank for Commerce and Investment	7	76,910,292	6.9%	6	388,093,350	7.0%
Bank of Commerce and Development	12	25,765,472	2.3%	7	287,584,517	5.2%
North African Bank	10	55,589,869	5.0%	8	267,918,917	4.8%
Libyan Islamic Bank	8	59,718,469	5.3%	9	255,922,249	4.6%
Assaray Trade and Investment Bank	13	25,598,528	2.3%	10	209,699,715	3.8%
Andalus Bank	5	85,208,027	7.6%	11	167,055,121	3.0%
Yaqeen Bank	20	17,606-	0.0%	12	129,711,854	2.3%
Sahara Bank	9	55,659,429	5.0%	13	124,486,217	2.2%
First Gulf Libyan Bank	11	53,352,117	4.8%	14	79,038,531	1.4%
Tadhamon Bank	18	2,539,767	0.2%	15	53,149,509	1.0%
Alwaha Bank	14	11,507,142	1.0%	16	48,551,357	0.9%
Libyan Foreign Bank	15	7,879,195	0.7%	17	45,525,268	0.8%
Mediterranean Bank	16	4,245,208	0.4%	18	34,980,722	0.6%
Arab Investment Islamic Bank	-	-	-	19	9,777,262	0.2%
National Union Bank	19	0	0.0%	20	5,497,410	0.1%
Alwafa Bank	17	3,160,936	0.3%	21	5,239,955	0.09%
Total	-	1,118,121,545	100.0%	-	5,536,937,753	100.0%



Amounts sold to banks in foreign exchange - According to purpose.

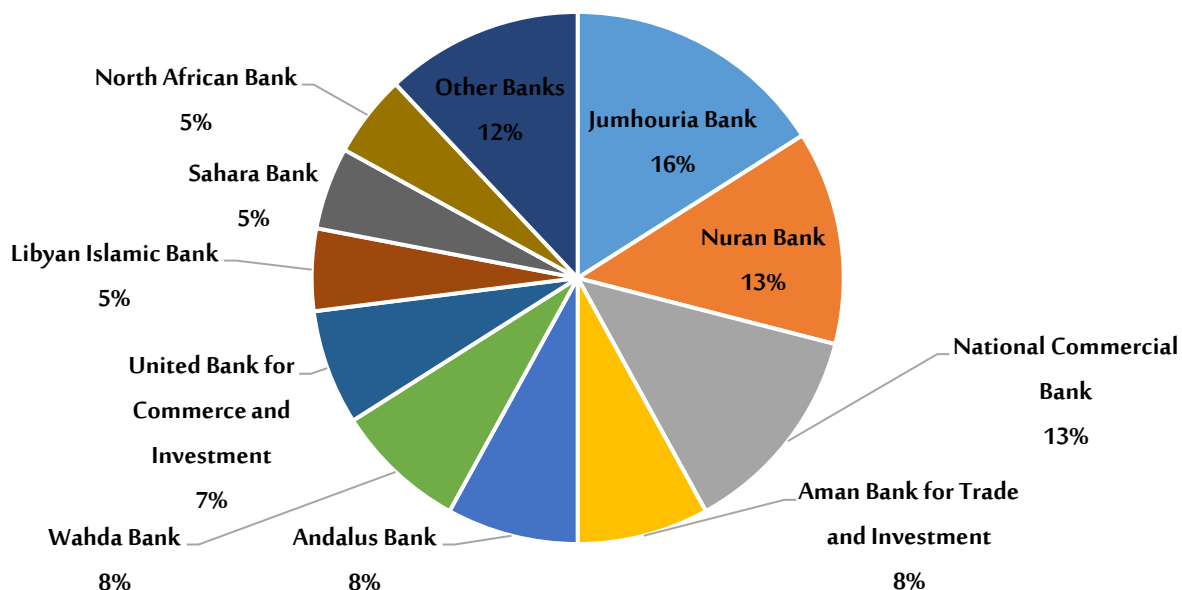
"In Millions of USD"

Order	Bank	Letters of Credit		Miscellaneous Transfers		Personal Purposes		Merchants' cards	
		From 1/1 to 29/02 of 2024	From 1/1 to 28/02 of 2025	From 1/1 to 29/02 of 2024	From 1/1 to 28/02 of 2025	From 1/1 to 29/02 of 2024	From 1/1 to 28/02 of 2025	From 1/1 to 29/02 of 2024	From 1/1 to 28/02 of 2025
-1	Aman Bank for Trade and Investment	63,434,800	290,693,284	842,200	208,366	29,060,400	828,071,400	0	9,200,000
-2	National Commercial Bank	99,612,739	483,147,835	0	26,335	45,828,500	408,376,200	0	1,300,000
-3	Jumhouria Bank	134,524,899	274,054,855	715,618	981,960	42,424,000	290,118,800	0	0
-4	Wahda Bank	43,694,642	154,367,071	0	109,254,157	40,249,600	162,244,400	0	0
-5	Nuran Bank	113,539,078	248,680,362	7,245,423	805,173	29,832,800	160,235,100	0	2,940,500
-6	United Bank for Commerce and Investment	42,264,292	105,706,850	0	0	34,646,000	281,636,500	0	750,000
-7	Bank of Commerce and Development	0	47,883,996	15,423,772	11,517,221	10,341,700	227,963,300	0	220,000
-8	North African Bank	20,875,752	134,522,812	5,877,017	4,829,305	28,837,100	126,786,800	0	1,780,000
-9	Libyan Islamic Bank	28,406,053	141,305,275	2,289,417	808,264	29,023,000	113,808,710	0	0
-10	Assaray Trade and Investment Bank	13,764,828	175,472,015	0	0	11,833,700	34,127,700	0	100,000
-11	Andalus Bank	61,746,683	107,630,821	10,947,844	4,000,000	12,513,500	55,424,300	0	0
-12	Yaqeen Bank	17,606-	41,974,459	0	54,195	0	87,494,700	0	188,500
-13	Sahara Bank	30,522,492	24,819,713	1,791,337	5,676,904	23,345,600	93,989,600	0	0
-14	First Gulf Libyan Bank	47,376,333	72,221,955	5,325,184	6,425,376	650,600	391,200	0	0
-15	Tadhamon Bank	1,128,067	26,511,009	0	0	1,411,700	26,638,500	0	0
-16	Alwaha Bank	848,121	3,170,657	1,955,821	0	8,703,200	45,380,700	0	0
-17	Libyan Foreign Bank	960,711	29,975,258	6,424,184	15,550,010	494,300	0	0	0
-18	Mediterranean Bank	2,122,908	8,239,122	0	755,000	2,122,300	25,686,600	0	300,000
-19	Arab Investment Islamic Bank	0	9,307,827	0	469,435	0	0	0	0
-20	National Union Bank	0	4,589,910	0	0	0	907,500	0	0
-21	Alwafa Bank	1,846,036	296,155	0	0	1,314,900	4,943,800	0	0
Total Grand		706,650,828	2,384,571,242	58,837,817	161,361,701	352,632,900	2,974,225,810	0	16,779,000



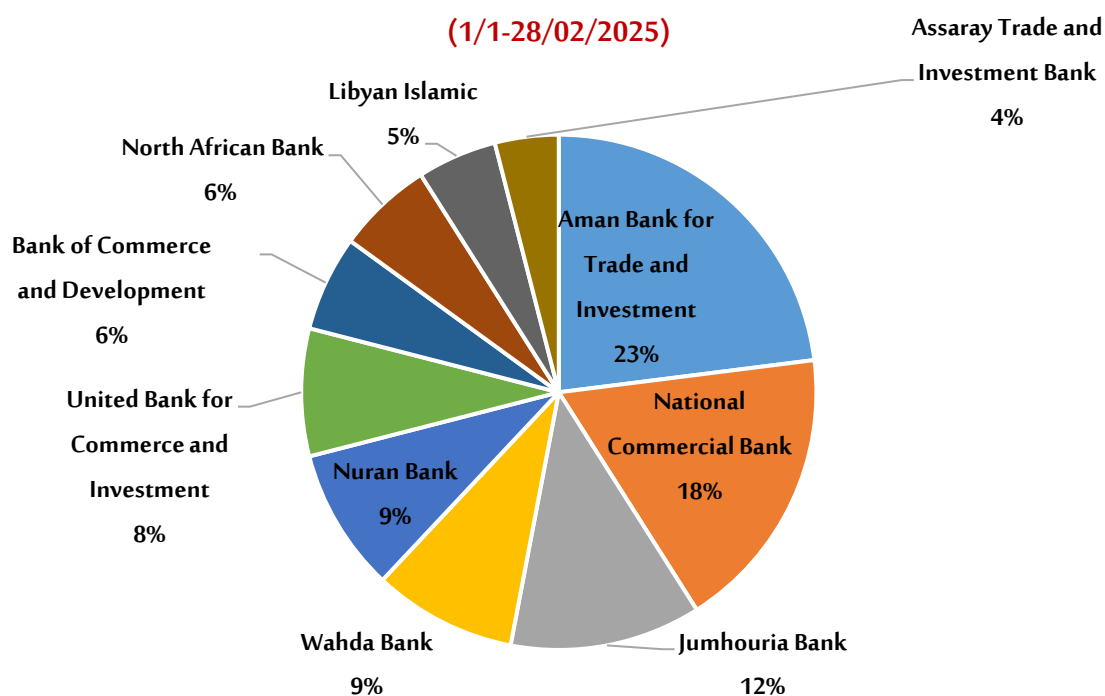
Relative importance by bank for foreign exchange uses

(1/1-29/02/2024)



Relative importance by bank for foreign exchange uses

(1/1-28/02/2025)





Accepted banks' requests to cover Letters of Credit and transfers, except for personal purposes, from 1/1 – to 28/02/2025:

The number of companies, factories, public entities, and other entities whose applications were approved to purchase foreign exchange from 1/1 – to 28/02/2025 has reached **(1,092)**, with a number of total requests amounting to **2,860** applications. Most of these applications were made on purpose to cover letters of credit, which were **2,444** applications, **85.5%** of the total applications, as shown in the following tables:

Number of accepted applications for foreign exchange purchase - by sectors

Sectors	Number of companies, factories, or entities
Private Sector	1,047
Public Sector	26
Miscellaneous Entities	19
Total	1,092

Number of accepted applications for foreign exchange purchases by type of transfer

Transfer type	Number of requests			Total	Relative Importance %
	Private Sector	Public Sector	Banking Sector		
Letters of Credit	2,397	44	3	2,444	85.5%
Airlines Transfers	240	11	4	255	8.9%
Commercial Transfers	35	40	0	75	2.6%
Other Transfers	17	26	13	56	2.0%
Insurance Transfers	1	11	0	12	0.4%
Salary Transfers	0	0	10	10	0.3%
Industrial Transfers	2	0	6	8	0.3%
Gold Import Transfer	0	0	0	0	0.0%
Total	2,692	132	36	2,860	100.0%



1. Private Sector

The number of private sector companies and factories reached (1,047) whose requests for foreign exchange from banks to cover Letters of credit and other transfers were approved during the period (1/1 - until 28/02/2025), where requests for the purchase of foreign exchange by the private sector to import Miscellaneous Food Commodities ranked first of the total purchase requests during the period, constituting **26.2%** of the total foreign exchange purchase requests. As for private sector companies, Al-Sharq Al-Libi Mills, Feed & Rice Processing Company ranked first during the period. The following tables show the purchase orders for the top hundred goods or services, as well as purchase orders according to the most important hundred companies during the period.

Purchase orders for the top fifty goods or services - Private sector

During the period (1/1 – 28/02/2025)

"Descending order"

Order.	Company or factory	Value in USD	Relative Importance %
1	Miscellaneous Food Commodities	735,639,008	26.2%
2	Production and Operation Supplies	623,789,101	22.3%
3	Building Materials and Construction Supplies	239,551,944	8.5%
4	Feeds	177,124,032	6.3%
5	Transportation, tires, batteries and spare parts	154,120,694	5.5%
6	Live and frozen meat	135,776,703	4.8%
7	Machinery and Equipment	118,595,196	4.2%
8	Electronic Equipment	98,909,408	3.5%
9	Essential Commodity Production Requirements	86,789,674	3.1%
10	Agricultural supplies and materials	69,004,446	2.5%
11	Human Medicines	66,270,802	2.4%
12	Household and Household Electrical	49,922,220	1.8%
13	Cleaning Materials	44,123,757	1.6%
14	Milk	29,193,902	1.0%
15	Milk, diapers and baby food	27,166,382	1.0%



16	Medical Materials and Supplies	21,575,352	0.8%
17	ICT Services	19,463,636	0.7%
18	Airlines Transfers	19,021,661	0.7%
19	Cheeses	16,546,036	0.6%
20	Clothing and Shoes	8,251,841	0.3%
21	Stationery	7,809,715	0.3%
22	Burniq Air requests	7,306,035	0.3%
23	Tobacco of all kinds	6,780,000	0.2%
24	Miscellaneous	6,724,917	0.2%
25	Furniture	6,460,817	0.2%
26	Fruits and Vegetables	6,193,487	0.2%
27	Various navigational services	5,782,009	0.2%
28	Hygienic materials	4,831,210	0.2%
29	Special requests for Libyan Wings Company	3,475,757	0.1%
30	Butter	2,836,353	0.1%
31	Carpets and Textiles	1,333,693	0.05%
32	Fish and Marines	1,108,531	0.04%
33	MedSky Airways Company requests	664,251	0.02%
34	Other Goods	557,489	0.02%
35	Veterinary Medicines	377,331	0.01%
36	Insurance Companies Transfers	54,239	0.00%
37	Training Courses Transfers	41,135	0.00%

Purchase orders by the most important hundred companies - **Private sector**

During the period (1/1 – 28/02/2025)

"Descending order"

Order.	Company or Factory	Value in USD
1	Al-Sharq Al-Libi Mills, Feed & Rice Processing Company	43,083,800
2	Wadi Al-Kouf Mills, Feed & Rice Processing Company	43,078,123
3	First Global Quality for Feed, Flour Mills & Food Industries	41,769,650
4	Basmaty Food Industries Company	40,432,550



5	Aali Al-Andalus Food Industries Company	39,302,079
6	Libyan United Beverage Packaging Company	39,278,500
7	Golden Precision Food Industries Company	39,144,780
8	United Libya Steel Company	35,043,380
9	Al-Imtiaz Group for Importing Various Transportation Means & Accessories	33,147,308
10	Al-Naseem Food Industries Company	32,978,619
11	Sama Libya for Importing Foodstuffs, Livestock & Meat	29,848,554
12	Al-Shorouq Aldawlia Food Industries Company	29,137,310
13	Toyota Libya for Car Trading, Spare Parts, Import & Export	28,575,624
14	Ghadha Al-Nile for Importing Foodstuffs, Fresh Vegetables, Fruits, Livestock & Meat	28,229,988
15	Al-Sadd Al-Jadeed for Feed Production & Derivatives	27,907,973
16	Alpha for Importing Pharmaceuticals, Medical Equipment, Healthcare Products & Mother & Baby	25,387,992
17	Al-Wisam Al-Thahabi for Flour Production & Rice Processing	25,041,791
18	Al-Jibal for Feed Production Company	23,167,750
19	Al-Jayed for Importing Foodstuffs	20,988,248
20	Greater Tripoli for Tomato Processing, Packaging & Food Industries	20,652,700
21	Ghalia for Importing & Distributing Foodstuffs	20,446,887
22	Tariq Al-Qarah for Importing Foodstuffs	20,264,907
23	Al-Nasiya Al-Ittihadiya for Importing Foodstuffs, Livestock & Meat	19,962,800
24	Rayan Mills & Feed Company	19,626,887
25	Al-Zarqa Aldawlia Food Industries Company	19,505,992
26	Aali Sidra for Building Materials Manufacturing	19,197,500
27	Doroob Libya for Importing Transportation Means & Accessories	18,163,659
28	Africa Beverage Packaging Company	17,723,085
29	Delta Al-Khair Food Industries Company	16,554,300
30	Ferdas for Pasta & Couscous Production	15,472,000
31	Nabd Al-Atlassy for Importing Foodstuffs, Livestock & Meat	15,408,083
32	Al-Thamarat Al-Libiya for Importing Foodstuffs, Fruits & Meat	15,148,700
33	Al-Wisal Al-Libi Mills & Feed Company	14,944,385
34	Al-Marai Al-Khosba Mills, Feed & Rice Processing Company	14,630,000
35	Marmara Al-Andalus for Importing Building Materials & Sanitary Ware	14,505,055
36	Al-Medad for Importing Building Materials	13,791,111



37	Al-Taawon Feed Manufacturing Factory	13,318,500
38	Al-Rafiq Al-Amthal for Building Materials Manufacturing	12,950,988
39	Al-Bariq Al-Awal for Sponge & Medical Mattresses Manufacturing	12,470,450
40	Mawadda for Importing Foodstuffs, Livestock & Meat	12,348,085
41	Al-Muttahida Al-Arabiya for Cleaning Products Manufacturing	12,150,400
42	Al-Bilsan for Medical Supplies Manufacturing	11,662,900
43	Tayba Aldawlia for Ceramic, Porcelain, Marble & Granite Adhesives	11,604,400
44	Al-Wated Al-Mateen for Plastic Industries	11,582,500
45	Asasat Al-Omara for Building Materials Manufacturing	11,213,330
46	Al-Wahat Al-Mutajadida for Importing Foodstuffs	11,111,995
47	Al-Rayhan for Food Industries	10,978,727
48	Al-Majd Al-Alamiya for Detergents, Disinfectants & Limescale Removers	10,967,400
49	Al-Ayadi Al-Naqiya for Iron Industries	10,914,075
50	Al-Andalus for Insecticide Manufacturing	10,807,100
51	Mizan Al-Fann for Iron Industries	10,712,495
52	Al-Rabee Feed Manufacturing Factory	10,165,496
53	Diyar Al-Safwa for Cement Industries	10,102,800
54	Carthage Food Industries Company	9,997,511
55	Adraj Al-Binaa for Building Materials Manufacturing	9,995,400
56	Mawashi Group for Importing Foodstuffs, Livestock & Meat	9,982,600
57	Al-Misk Al-Abyad for Importing Foodstuffs, Livestock & Meat	9,969,900
58	Asarya Al-Thahabiya for Importing Foodstuffs	9,810,540
59	Al-Wasl Al-Muneer for Importing Foodstuffs, Livestock & Meat	9,809,060
60	Aali Tripoli for Importing Foodstuffs	9,806,625
61	Al-Marwa Group for Mills, Feed & Rice Processing	9,783,500
62	Bayan for Paper & Plastic Industries	9,735,996
63	Jenan Al-Khair Al-Mumtaza for Building Materials & Accessories	9,500,467
64	Al-Sindan Al-Muta'aliq for Food & Soft Drinks Manufacturing	9,453,000
65	Al-Ahd Al-Wafi for Building Materials Manufacturing	9,269,475
66	Al-Turab Al-Libi for Importing Foodstuffs & Livestock	8,964,429
67	Amateen Aldawlia for Food Industries & Grain Milling	8,843,550
68	Al-Mutakhasis Al-Hadeeth for Food & Soft Drinks Manufacturing	8,753,450



69	Al-Nafitha Al-Sehiya for Importing Medical Equipment & Supplies	8,344,749
70	Al-Falah Al-Mumayaz for Food Industries	8,255,340
71	Al-Duroob for Bitumen, Tar & Insulation Manufacturing	8,240,600
72	Al-Saqiya Al-Muttahida for Importing Raw Materials	8,226,888
73	Basmat Al-Jawda for Importing Foodstuffs, Livestock & Meat	8,100,826
74	Al-Jayed for Food Industries	8,012,583
75	Al-Taquadum International for Importing Electrical & Non-Electrical Equipment & Spare Parts	7,892,422
76	Al-Nawras for Feed, Mills & Rice Processing	7,874,788
77	Al-Saraya Al-Raqiya for Importing Foodstuffs, Fresh Vegetables & Fruits	7,742,185
78	Al-Sawahil Al-Thahabiya for Importing Foodstuffs	7,673,315
79	Al-Hajj Anwar for Importing Foodstuffs, Livestock & Meat	7,657,805
80	Al-Naeem for Mills, Feed & Grains	7,645,125
81	Al-Najah Al-Raida for Engineering Industries	7,610,736
82	Al-Mutawiroon International for Carton & Packaging Manufacturing	7,527,550
83	Aseel for Baby Diapers & Paper Tissue Manufacturing	7,460,677
84	Al-Libiya Al-Jadida for Importing Cars & Spare Parts	7,349,624
85	Barneq Aviation	7,306,035
86	Al-Sahel for Importing Livestock & Meat	7,300,819
87	Al-Bariq Al-Lame' Al-Awal for Importing Electronics, Electrical Devices, Spare Parts & Mobile Phones	7,185,400
88	Badia Al-Sahraa for Importing Transportation Means & Accessories	7,125,500
89	Rajaha Aldawlia for Importing Heavy Machinery, Equipment & Factory Supplies	7,120,000
90	Technologia for Building Materials, Paints, Plastics & Raw Materials Manufacturing	7,051,200
91	Al-Nahda Al-Faniya for Chemical Additives & Solvents Manufacturing	6,996,700
92	Al-Madhaq Al-Tayeb for Importing Foodstuffs, Livestock & Meat	6,990,000
93	Sanaw Aldawlia for Importing Foodstuffs	6,970,600
94	Manba' Al-Wadi for Food Industries	6,968,400
95	Al-Mutawasit for Feed Manufacturing	6,890,000
96	Al-Rowad Group for Metal Smelting & Forming	6,855,731
97	Al-Shatt Al-Jadeed for Importing Tobacco Cigarettes & Accessories	6,780,000
98	Dunia Libya for Food Industries	6,732,300
99	Afaq Al-Ghad for Wood Industries	6,723,624
100	Al-Khaleej Al-Afriki for Importing Heavy Machinery, Equipment & Spare Parts	6,625,100



Banks' requests for letters of credits and remittances - Private sector

(By most important beneficiary countries)

The table below shows the values of banks' foreign exchange orders by beneficiary countries during (1/1 - 28/02/2025) of the private sector, according to the table 22.1% of bank transfers to cover letters of credit or other transfers were to Türkiye, The United Arab Emirates ranked second with 20.9%, then Egypt and Switzerland with 16.4%, and 6.2% respectively. The following table shows the top twenty beneficiary countries.

Banks' requests for letters of credit and transfers - Private Sector

(according to the most important beneficiary countries)

During (1/1 – 28/02/2025)

Order.	Beneficiary Country	Value in USD	Relative Importance %
1	Türkiye	619,509,937	22.1%
2	United Arab Emirates	586,359,317	20.9%
3	Egypt	459,328,785	16.4%
4	Switzerland	174,756,560	6.2%
5	China	113,147,186	4.0%
6	United Kingdom	110,617,901	3.9%
7	Italy	91,319,892	3.3%
8	Tunisia	88,132,167	3.1%
9	Thailand	47,988,198	1.7%
10	Slovakia	40,403,515	1.4%
11	Netherlands	36,640,582	1.3%
12	Austria	34,040,472	1.2%
13	France	32,217,623	1.1%
14	Japan	28,790,422	1.0%
15	Spain	27,935,393	1.0%
16	Singapore	23,199,425	0.8%
17	Germany	20,493,586	0.7%
18	Indonesia	18,334,857	0.7%
19	South Korea	17,857,961	0.6%
20	Saudi Arabia	16,396,102	0.6%



Banks' requests for letters of credit and transfers - Private sector

(According to the most important countries of origin of goods or services)

The table below shows the values of banks' foreign exchange orders by country of origin of goods or services during the period (1/1 - 28/02/2025) of the private sector. The goods and services of Turkish origin ranked first and accounted for **24.9%** of the total accepted purchase orders, imports of goods and services of Egypt origin were second attributed to **15.9%** of the total. While, goods and services of Chinese origin ranked third and accounted for **9.5%**, and goods and services of Russian origin represented **6.4%** of the total. The goods and services of Brazilian origin accounted for **5.8%** of the total. The following table shows the twenty most important countries of origin for goods or services.

Banks' requests for letters of credit and transfers - Private sector

(According to the most important countries of origin of goods or services)

During (1/1 – 28/02/2025)

Order.	Country of origins	Value in USD	Relative Importance %
1	Türkiye	698,514,813	24.9%
2	Egypt	445,072,022	15.9%
3	China	266,781,993	9.5%
4	Russian Federation	179,344,531	6.4%
5	Brazil	162,439,994	5.8%
6	Italy	104,229,080	3.7%
7	Ukraine	83,287,804	3.0%
8	India	82,259,385	2.9%
9	Tunisia	73,379,598	2.6%
10	Thailand	72,453,518	2.6%
11	Romania	58,800,978	2.1%
12	Germany	50,164,793	1.8%
13	United States	42,115,014	1.5%
14	France	37,814,030	1.3%



15	United Arab Emirates	36,299,146	1.3%
16	Netherlands	33,768,112	1.2%
17	Ireland	32,382,286	1.2%
18	Argentina	30,866,834	1.1%
19	Spain	27,937,250	1.0%
20	Saudi Arabia	27,551,570	1.0%

2. Public Sector

The number of public sector entities whose applications for foreign exchange to cover letters of credit and other transfers were approved reached **26 entities** during the period (1/1 - until 28/02/2025), where the Iron and Steel Factory's Requirements ranked first of the total purchase orders during the period, as it constituted **41.7%** of the total foreign exchange purchase requests, while the Transportation, Tires, Batteries and Spare Parts ranked the second place in terms of relative importance to constitute about **15.4%**. Therefore, the Libyan Iron and Steel Company ranked first, as its accepted requests for the purchase of foreign exchange recorded about **\$56.8** Million, followed by Administrative Centers Development Authority with total acceptable requests of **\$20.9** million, and the following tables show requests for the purchase of goods or services as well as purchase orders by public entities during the period (1/1 – until 28/02/2025).

**Purchase orders by commodity or service - public sector****During the period (1/1 – 28/02/2025)****"Descending order"**

Order.	Goods or Services	Value in USD	Relative Importance %
1	Libyan Iron and Steel Company Requirements	56,249,993	41.7%
2	Transportation, Tires, Supplies and Spare Parts	20,814,347	15.4%
3	Machinery and Equipment	13,458,363	10.0%
4	Communications and IT Services	9,778,618	7.2%
5	Human Medicines	9,704,797	7.2%
6	Almadar Aljadid Company	9,643,556	7.1%
7	Airline Transfers	4,777,920	3.5%
8	Production and Operation Requirements	2,130,201	1.6%
9	Libya Insurance Company Transfers	1,949,555	1.4%
10	Al Ahlia Cement Company J.S.C	1,896,423	1.4%
11	Essential Commodity Production Requirements	1,105,340	0.8%
12	Libya Telecom and Technology Company	1,083,154	0.8%
13	Libyana Mobile Phone Company Requests	837,197	0.6%
14	Goods for Public Services	515,040	0.4%
15	Housing Projects Authority Requests	436,291	0.3%
16	Port Operating Requirements	234,257	0.2%
17	Libyan Airlines Requirements	123,434	0.1%
18	Libyan Ports Company	52,412	0.04%
19	Hatef Libya Company Operating Supplies	42,999	0.03%
20	Medical Treatment Transfers	42,920	0.03%
21	Miscellaneous	40,500	0.03%
22	Training Course Transfers	10,670	0.01%
23	Port Operation and Maintenance Requirements	3,652	0.00%
24	Airports Authority	824	0.00%

**Purchase orders by entities - Public Sector****During the period (1/1 – 28/02/2025)****"Descending order"**

Order.	Entity Name	Value in USD
1	Libyan Iron and Steel Company	56,777,597
2	Administrative Centres Development Authority	20,910,817
3	Almadar Aljadid Company	13,501,863
4	National Development Agency	13,154,980
5	The National Council Control Authority	9,704,797
6	Libyana Mobile Phone Company	4,547,059
7	Afriqiyah Airways	4,301,410
8	Al Ahlia Cement Company J.S.C	1,896,423
9	Libya Insurance Company	1,884,594
10	Libyan International Telecommunications Company	1,721,433
11	Aletihad Alarabee Contracting Company J.S.C	1,552,288
12	Libya Telecom and Technology Company J.S.C	1,134,260
13	Requests for Transportation Projects Board	1,105,340
14	Libyan Airlines	585,216
15	Al-Moalej Al-Hakim Medical Services Company	557,960
16	Housing and Utilities Projects Implementation Authority	436,291
17	Misurata Free Zone	389,800
18	Libyan Post Telecommunications & Information Technology Company	300,000
19	Atheqaa Company for Telecom and Data	148,580
20	Libyan Federation of Insurance Companies	64,961
21	Libyan Ports Company	56,064
22	National Agricultural Aviation Authority	51,370
23	National Trailers Company J.S.C	50,309
24	Hatef Libya Company	42,999
25	Libyan Project Management Company with the private sector	40,500
26	Libyan Ground Services Company	15,552



3. Miscellaneous:

Accepted Coverage Requests Foreign Transfers - Salaries During (01/01 - 28/02/2025)

"Descending order"

Order.	Entity	Value in USD
1	Egypt Air Company	5,423,844
2	Al Andalus Bank Company	4,000,000
3	Turkish Airlines Air Transport Company	2,745,603
4	Sahara Bank	2,605,162
5	Mediterranean Bank	755,000
6	Wahda Bank	230,000
7	Daman Islamic Bank	212,000
8	Alaman Bank for Trade and Investment	180,693
9	Islamic Finance Bank	147,000
10	(10) Salary transfers for foreigners	132,634

According to Beneficiary Country - Foreign Transfers (Salaries)

"Descending order"

Order.	Beneficiary Country	Value in USD
1	Egypt	5,448,044
2	United States	4,000,000
3	Türkiye	2,745,603
4	Lebanon	1,624,655
5	United Kingdom	755,000
6	Switzerland	750,000
7	United Arab Emirates	521,869
8	Tunisia	230,000
9	France	180,693
10	Ukraine	61,000



11	Belgium	46,438
12	Philippines	30,335
13	India	13,500
14	Poland	7,585
15	Bangladesh	6,785
16	Germany	5,429
17	Jordan	5,000



Appendices

Accepted coverage requests for all sectors from 1/1 – to 28/02/2025:

- List of all beneficiary companies and factories
- Purchase Orders by Goods or Services
- Purchase orders by country of origin of goods or services and the beneficiary country.

Accepted Coverage Requests
List of all Companies and Factories - Private Sectors
During (01/01 - 28/02/2025)

"Descending order"

Order.	Company or factory	Value in USD
1	Al-Sharq Al-Libi Mills, Feed and Rice Processing Company	43,083,800
2	Wadi Al-Kouf Mills, Feed and Rice Processing Company	43,078,123
3	First Global Quality for Feed, Flour Mills and Food Industries	41,769,650
4	Basmaty Food Industries Company	40,432,550
5	Aali Al-Andalus Food Industries Company	39,302,079
6	Libyan United Beverage Packaging Company	39,278,500
7	Golden Precision Food Industries Company	39,144,780
8	United Libya Steel Company	35,043,380
9	Al-Imtiaz Group for Importing Various Transportation Means and Accessories	33,147,308
10	Al-Naseem Food Industries Company	32,978,619
11	Sama Libya for Importing Foodstuffs, Livestock and Meat	29,848,554
12	Al-Shorouq Aldawlia Food Industries Company	29,137,310
13	Toyota Libya for Car Trading, Spare Parts, Import and Export	28,575,624
14	Ghadha Al-Nile for Importing Foodstuffs, Fresh Vegetables, Fruits, Livestock and Meat	28,229,988
15	Al-Sadd Al-Jadeed for Feed Production and Derivatives	27,907,973
16	Alpha for Importing Pharmaceuticals, Medical Equipment, Healthcare Products and Mother and Baby Supplies	25,387,992
17	Al-Wisam Al-Thahabi for Flour Production and Rice Processing	25,041,791
18	Al-Jibal for Feed Production Company	23,167,750
19	Al-Jayed for Importing Foodstuffs	20,988,248
20	Greater Tripoli for Tomato Processing, Packaging and Food Industries	20,652,700
21	Ghalia for Importing and Distributing Foodstuffs	20,446,887
22	Tariq Al-Qarah for Importing Foodstuffs	20,264,907
23	Al-Nasiya Al-Ittihadiya for Importing Foodstuffs, Livestock and Meat	19,962,800
24	Rayan Mills and Feed Company	19,626,887
25	Al-Zarqa Aldawlia Food Industries Company	19,505,992
26	Aali Sidra for Building Materials Manufacturing	19,197,500

27	Doroob Libya for Importing Transportation Means and Accessories	18,163,659
28	Africa Beverage Packaging Company	17,723,085
29	Delta Al-Khair Food Industries Company	16,554,300
30	Ferdas for Pasta and Couscous Production	15,472,000
31	Nabd Al-Atlassy for Importing Foodstuffs, Livestock and Meat	15,408,083
32	Al-Thamarat Al-Libiya for Importing Foodstuffs, Fruits and Meat	15,148,700
33	Al-Wisal Al-Libi Mills and Feed Company	14,944,385
34	Al-Marai Al-Khosba Mills, Feed and Rice Processing Company	14,630,000
35	Marmara Al-Andalus for Importing Building Materials and Sanitary Ware	14,505,055
36	Al-Medad for Importing Building Materials	13,791,111
37	Al-Taawon Feed Manufacturing Factory	13,318,500
38	Al-Rafiq Al-Amthal for Building Materials Manufacturing	12,950,988
39	Al-Bariq Al-Awal for Sponge and Medical Mattresses Manufacturing	12,470,450
40	Mawadda for Importing Foodstuffs, Livestock and Meat	12,348,085
41	Al-Muttahida Al-Arabiya for Cleaning Products Manufacturing	12,150,400
42	Al-Bilsan for Medical Supplies Manufacturing	11,662,900
43	Tayba Aldawlia for Ceramic, Porcelain, Marble and Granite Adhesives	11,604,400
44	Al-Wated Al-Mateen for Plastic Industries	11,582,500
45	Asasat Al-Omara for Building Materials Manufacturing	11,213,330
46	Al-Wahat Al-Mutajadida for Importing Foodstuffs	11,111,995
47	Al-Rayhan for Food Industries	10,978,727
48	Al-Majd Al-Alamiya for Detergents, Disinfectants and Limescale Removers	10,967,400
49	Al-Ayadi Al-Naqiya for Iron Industries	10,914,075
50	Al-Andalus for Insecticide Manufacturing	10,807,100
51	Mizan Al-Fann for Iron Industries	10,712,495
52	Al-Rabee Feed Manufacturing Factory	10,165,496
53	Diyar Al-Safwa for Cement Industries	10,102,800
54	Carthage Food Industries Company	9,997,511
55	Adraj Al-Binaa for Building Materials Manufacturing	9,995,400
56	Mawashi Group for Importing Foodstuffs, Livestock and Meat	9,982,600
57	Al-Misk Al-Abyad for Importing Foodstuffs, Livestock and Meat	9,969,900
58	Asarya Al-Thahabiya for Importing Foodstuffs	9,810,540
59	Al-Wasl Al-Muneer for Importing Foodstuffs, Livestock and Meat	9,809,060
60	Aali Tripoli for Importing Foodstuffs	9,806,625

61	Al-Marwa Group for Mills, Feed and Rice Processing	9,783,500
62	Bayan for Paper and Plastic Industries	9,735,996
63	Jenan Al-Khair Al-Mumtaza for Building Materials and Accessories	9,500,467
64	Al-Sindan Al-Muta'aliq for Food and Soft Drinks Manufacturing	9,453,000
65	Al-Ahd Al-Wafi for Building Materials Manufacturing	9,269,475
66	Al-Turab Al-Libi for Importing Foodstuffs and Livestock	8,964,429
67	Amateen Aldawlia for Food Industries and Grain Milling	8,843,550
68	Al-Mutakhasis Al-Hadeeth for Food and Soft Drinks Manufacturing	8,753,450
69	Al-Nafitha Al-Sehiya for Importing Medical Equipment and Supplies	8,344,749
70	Al-Falah Al-Mumayaz for Food Industries	8,255,340
71	Al-Duroob for Bitumen, Tar and Insulation Manufacturing	8,240,600
72	Al-Saqiya Al-Muttahida for Importing Raw Materials	8,226,888
73	Basmat Al-Jawda for Importing Foodstuffs, Livestock and Meat	8,100,826
74	Al-Jayed for Food Industries	8,012,583
75	Al-Taquadum International for Importing Electrical and Non-Electrical Equipment and Spare Parts	7,892,422
76	Al-Nawras for Feed, Mills and Rice Processing	7,874,788
77	Al-Saraya Al-Raqiya for Importing Foodstuffs, Fresh Vegetables and Fruits	7,742,185
78	Al-Sawahil Al-Thahabiya for Importing Foodstuffs	7,673,315
79	Al-Hajj Anwar for Importing Foodstuffs, Livestock and Meat	7,657,805
80	Al-Naeem for Mills, Feed and Grains	7,645,125
81	Al-Najah Al-Raida for Engineering Industries	7,610,736
82	Al-Mutawiroon International for Carton and Packaging Manufacturing	7,527,550
83	Aseel for Baby Diapers and Paper Tissue Manufacturing	7,460,677
84	Al-Libiya Al-Jadida for Importing Cars and Spare Parts	7,349,624
85	Barneq Aviation	7,306,035
86	Al-Sahel for Importing Livestock and Meat	7,300,819
87	Al-Bariq Al-Lame' Al-Awal for Importing Electronics, Electrical Devices, Spare Parts and Mobile Phones	7,185,400
88	Badia Al-Sahraa for Importing Transportation Means and Accessories	7,125,500
89	Rajaha Aldawlia for Importing Heavy Machinery, Equipment and Factory Supplies	7,120,000
90	Technologia for Building Materials, Paints, Plastics and Raw Materials Manufacturing	7,051,200
91	Al-Nahda Al-Faniya for Chemical Additives and Solvents Manufacturing	6,996,700
92	Al-Madhaq Al-Tayeb for Importing Foodstuffs, Livestock and Meat	6,990,000
93	Sanaw Aldawlia for Importing Foodstuffs	6,970,600
94	Manba' Al-Wadi for Food Industries	6,968,400
95	Al-Mutawasit for Feed Manufacturing	6,890,000

96	Al-Rowad Group for Metal Smelting and Forming	6,855,731
97	Al-Shatt Al-Jadeed for Importing Tobacco Cigarettes and Accessories	6,780,000
98	Dunia Libya for Food Industries	6,732,300
99	Afaq Al-Ghad for Wood Industries	6,723,624
100	Al-Khaleej Al-Afriki for Importing Heavy Machinery, Equipment and Spare Parts	6,625,100
101	Al-Andalus for Vegetable Oil Packaging and Bottling	6,586,528
102	Al-Khair Al-Daem for Importing Electrical and Electronic Equipment	6,497,101
103	Dorsaf Libya for Ceramic, Porcelain and Sanitary Ware Manufacturing	6,375,600
104	Ilm Al-Aman for Importing Foodstuffs	6,341,997
105	Al-Fooladh for Aluminum Manufacturing of All Types	6,293,913
106	Al-Tasameem Al-Raida for Building Materials Manufacturing	6,150,352
107	Al-Ajnha Al-Libiya Aviation Company	6,137,652
108	Zohour Al-Madina for Carton and Plastic Manufacturing	6,100,979
109	Al-Safeez Al-Raqi for Importing Household Items, Electrical and Electronic Devices	6,051,920
110	Al-Tawasul Al-Fareed for Importing Electrical Appliances and Household Goods	5,942,514
111	Al-Taqniya Al-Khadraa for Importing Electrical and Non-Electrical Devices and Spare Parts	5,908,806
112	Al-Ilmiya for Importing Pharmaceuticals, Medical Supplies and Mother and Baby Products	5,851,557
113	Ru'a Al-Taquadum for Importing Foodstuffs, Livestock and Meat	5,704,453
114	Al-Fakhama Al-Thahabiya for Flour Mills and Feed Manufacturing	5,700,000
115	Atlas Al-Faniya for Food Industries	5,646,000
116	Al-Somoud for Importing Household Goods (LLC)	5,622,555
117	Al-Ameen for Cleaning Products Manufacturing	5,601,150
118	Adri for Importing Transportation Means and Accessories	5,583,892
119	Sonar Libya Al-Jadida for Importing Foodstuffs	5,507,500
120	Sama Al-Mutawasit Aviation	5,490,542
121	Dar Qurtuba for Importing Medical Equipment, Pharmaceuticals and Mother and Baby Supplies (LLC)	5,389,120
122	Qasreen Al-Dawaa for Importing Medical Equipment, Pharmaceuticals and Healthcare Products	5,374,318
123	Al-Hadba for Feed Manufacturing	5,367,700
124	Hadrian for Importing Foodstuffs (LLC)	5,336,169
125	Mudraj Al-Khairat for Food Manufacturing	5,290,000
126	Luluat Al-Ard for Importing Agricultural Machinery and Spare Parts	5,274,020
127	Beity Al-Fidhi for Kitchen, Furniture and Interior Design Manufacturing	5,259,485
128	Tayseer Al-Dawaa for Importing Medical Equipment, Pharmaceuticals and Healthcare Products	5,233,094
129	Adwaa Africa for Importing Foodstuffs, Livestock and Meat	5,161,747

130	Alkhidamat Aldhahabia for Telecommunications and Technology	5,149,400
131	Majmueat Alraayidun for Building Materials Manufacturing	5,128,092
132	Alturuq Alhaditha for Asphalt and Insulation Materials Manufacturing	5,004,187
133	Al-Shorouq Libya for Mills and Feed Production	4,992,992
134	Aldeqah International for PVC and Derivatives Manufacturing	4,984,944
135	Al-Khibra for Maritime Agencies (A Subsidiary of Natco Holding)	4,918,548
136	Al-Amana for Importing Medical Equipment, Pharmaceuticals and Mother and Baby Supplies	4,871,219
137	Al-Bo'd Al-Akhar for Importing Building Materials, Sanitary Ware and Accessories	4,869,800
138	Al-Rabiya Al-Khadraa for Importing Foodstuffs	4,866,545
139	Nooq Libya for Importing Livestock and Meat	4,828,500
140	Al-Faidh Al-Daem for Importing Electrical Devices and Spare Parts	4,817,647
141	Al-Rehab Al-Oula for Manufacturing Diapers, Tissue Paper and Wet Wipes	4,794,000
142	Al-Iltisak for Insulating Panels Manufacturing	4,772,000
143	Al-Ufuq for Importing Mother and Baby Supplies	4,762,455
144	Emaar Al-Deqah for Aluminum and PVC Manufacturing	4,730,172
145	Aalam Al-Ghithaa for Importing Foodstuffs, Livestock and Meat	4,708,482
146	Qimmat Al-Taquddum for Building Materials Manufacturing	4,691,050
147	Al-Rafida for Petrochemical Industries	4,644,800
148	Bustan Libya for Importing Foodstuffs, Livestock and Meat	4,563,053
149	Ru'yat Al-Ibda for Importing Electronic and Electrical Devices, Spare Parts and Mobile Phones	4,562,449
150	Al-Hadaf for Telecommunications	4,521,000
151	Ajyalna for Importing Medical Equipment	4,502,085
152	Al-Masboobat for Building Materials Manufacturing	4,500,882
153	Al-Ilm Al-Muneer for Importing Stationery and Books	4,495,000
154	Niqaa Al-Ma'dan for Importing Raw Materials	4,480,000
155	Al-Qubba Al-Khadraa for Textile and Furnishings Manufacturing	4,477,500
156	Adwaa Al-Qarabouli for Flour Mills	4,468,800
157	Al-Baraka International for Importing Foodstuffs, Livestock and Meat	4,468,078
158	Joudi for Food Industries	4,467,916
159	Al-Nakhwa Libya for Importing Foodstuffs	4,463,482
160	Al-Waha International for Plastic Manufacturing and Derivatives	4,441,500
161	Al-Sakhra Al-Sammaa for Importing Building Materials and Sanitary Ware	4,419,650
162	Al-Salam Al-Harami for Iron Industries	4,390,750
163	Al-Tafawoq Al-Aali for Importing Agricultural Supplies and Spare Parts	4,379,373

164	Oya International Aviation (LLC)	4,352,734
165	Shamal Al-Mutawasit for Importing Foodstuffs	4,338,175
166	Al-Ruwwad International for Importing Transportation Means and Accessories	4,263,070
167	Al-Najm Al-Thahabi for Importing Electronic Devices, Spare Parts and Mobile Phones	4,214,662
168	Al-Taef for Importing Foodstuffs	4,204,025
169	Al-Tilal Libya for Importing Foodstuffs	4,108,571
170	Aghdhiya Al-Shahd for Food Industries	4,098,796
171	Fan Al-Taqnologia for Importing Electrical Devices, Materials, Spare Parts and Accessories	4,062,100
172	Al-Bayt Al-Basit for Importing Electrical Devices	4,055,832
173	Sama Al-Marai for Mills, Feed Production and Rice Processing	4,053,105
174	Ajyal for Food Industries	4,020,000
175	Al-Rateel and Partners for Manufacturing Building Materials and Plastic Pipes	4,002,803
176	Asatool Al-Mutawasit for Importing Foodstuffs	3,991,000
177	Al-Taliah Al-Jadeedah for Feed Manufacturing (LLC)	3,990,000
178	Al-Sahm Al-Mutaqaddim Al-Awal for Importing Foodstuffs	3,988,000
179	Zahret Al-Sidr for Food Industries	3,964,050
180	Aqlam Al-Salam for Importing Electronic Devices, Electrical and Non-Electrical Materials and Communication Equipment	3,950,939
181	Anwar Al-Madina for Importing Electrical and Non-Electrical Devices and Spare Parts	3,941,910
182	Asr Al-Bina Al-Dawli for Importing Building Materials and Accessories	3,906,216
183	Al-Ibda for Detergents, Soap and Related Products Manufacturing	3,899,200
184	Al-Jawda for Feed Manufacturing and Poultry Farming	3,896,840
185	Mafazah Shamal Africa for Importing Vehicles, Spare Parts, Oils and Accessories	3,889,121
186	Maysan for Plastics and Polymer Manufacturing	3,887,730
187	Sukrat Alealamia for Importing Foodstuffs, Livestock and Meat	3,876,875
188	Al-Khairat Al-Alamiya for Importing Transportation Means and Accessories	3,863,742
189	Al-Ribat Al-Wathiq for Importing Foodstuffs, Livestock and Meat	3,839,060
190	Al-Ezz for Paints and Putty Manufacturing	3,814,500
191	Maysan for Food Industries	3,756,150
192	Al-Thurah for Importing Agricultural Materials, Supplies and Spare Parts	3,754,697
193	Almazraeat Aldawalia for Importing Foodstuffs	3,751,745
194	Al-Qalaa Al-Haditha for Building Materials, Plastics and Raw Materials Manufacturing	3,741,150
195	Majmueat Altawasul Almumayaz for Importing Raw Materials	3,738,500
196	Dar Al-Katkout for Hatching Fertilized Eggs and Chick Production and Training	3,708,288

197	Fresh Libya for Importing Electrical Devices and Materials	3,691,043
198	Aqar Al-Mumtaz for Aluminum Manufacturing	3,681,049
199	Al-Mays for Food Industries	3,649,936
200	Omega for Chemical Industries and Packaging Materials	3,638,600
201	Al-Ruwais for Importing Electrical and Electronic Devices, Spare Parts and Accessories	3,614,754
202	Al-Quds for Tanks and Plastic Pipes Manufacturing	3,595,200
203	SAS for Building Materials, Paints, Plastics and Raw Materials Manufacturing	3,541,800
204	Al-Raed Libya for Importing Foodstuffs, Livestock and Meat	3,496,000
205	Al-Muttahedoon Alealamia for PVC Pipes and Plastic Packaging Manufacturing	3,488,400
206	Biladi for Feed Manufacturing	3,487,250
207	Libya Aviation, Technical Services and Tourism	3,470,954
208	Al-Thiqa Al-Daemah for Importing Foodstuffs	3,464,614
209	Al-Najm Al-Sate' Al-Fidhi for Importing Agricultural Machinery, Supplies and Spare Parts	3,438,417
210	Al-Qalaa for Wood Industries	3,436,732
211	Matla' Al-Fajr for Importing Decorations, Hardware and Cleaning Supplies	3,385,383
212	Al-Ruwwad for Sponge and Mattress Manufacturing	3,373,800
213	Polyzan for Paints, Putty and Chemical Manufacturing	3,373,800
214	Al-Alama Al-Dawliah for Raw Material Manufacturing	3,360,252
215	Al-Wataniya for Plastic Industries, Packaging and Wrapping Materials	3,349,815
216	Sagima for Building Materials, Paints, Plastics and Raw Materials Manufacturing	3,328,200
217	Al-Safa Al-Oula for Insulation and Chemical Additives Manufacturing	3,266,100
218	Ard Al-Ataa for Food Industries	3,261,545
219	Al-Bariq Al-Dawli for Electronic and Electrical Device Manufacturing	3,249,000
220	Al-Rabee for Sponge, Furniture and Mattress Manufacturing	3,241,255
221	As ki Alduwalla for Marble, Granite and Building Materials Manufacturing	3,234,022
222	Al-Minqala for Importing Foodstuffs	3,228,900
223	Al-Arban for Importing Medical Equipment, Pharmaceuticals and Mother and Baby Supplies	3,204,526
224	Libyana for Importing Foodstuffs, Livestock and Meat	3,198,000
225	Al-Omran for Importing Cars and Spare Parts	3,179,934
226	Al-Zahraa for Food Industries	3,173,673
227	Aali Tibesti for Food Industries	3,157,000
228	Manarat Alexandria for Importing Foodstuffs	3,137,500
229	Khayrat Al-Jood for Importing Agricultural Machinery, Supplies and Spare Parts	3,133,929
230	Al-Najm Al-Sa'ed for Importing Heavy Machinery, Equipment and Spare Parts	3,132,830

231	Al-Baraka Al-Safiya for Importing Pharmaceuticals, Medical Supplies and Mother and Baby Products	3,127,901
232	Al-Badeel Al-Jadeed for Importing Transportation Means and Accessories	3,115,000
233	Al-Ru'ya Al-Mutajaddida for General Contracting and Real Estate Investment	3,093,882
234	Misurata Pipes for Manufacturing Plastic Pipes and Accessories	3,093,347
235	Ajwad Al-Muharrikat for Importing Cars	3,085,862
236	Al-Tabaq Al-Taqleedi for Importing Foodstuffs	3,075,500
237	Al-Wiqaaya for Importing Medical Equipment, Pharmaceuticals, Medical Laboratories and Supplies	3,061,666
238	Alam Al-Fada Al-Taqani for Importing Electronic and Electrical Devices, Accessories and Spare Parts	3,033,285
239	Al-Zahra Al-Libya for Food Industries	3,025,000
240	Yadr Engines for Importing Transportation Means and Accessories	3,011,912
241	Al-Tariq for Steel Industries	3,009,500
242	Al-Koot Al-Jadeed for Importing Heavy Machinery, Equipment, Industrial Supplies and Spare Parts	2,988,000
243	Dorsaf for Marble and Granite Manufacturing	2,976,750
244	Al-Hisn Al-Mateen for Steel Industries	2,976,361
245	Safaa Al-Jawda for Flour Manufacturing	2,974,000
246	Al-Hisan Al-Thahabi for Cleaning Products Manufacturing	2,951,750
247	Asnaf Al-Tibbiya for Importing Medical Equipment	2,942,838
248	Itar Al-Aman for Importing Transportation Means and Accessories	2,942,102
249	Al-Deqqa for Aluminum Manufacturing	2,933,651
250	Al-Massa for Importing Foodstuffs	2,926,389
251	Jawharat Ourika for Importing Foodstuffs, Livestock and Meat	2,925,005
252	Al-Istimrar for Importing Foodstuffs	2,924,100
253	Ajawid Al-Alamiya for PVC Manufacturing and Derivatives	2,923,923
254	Al-Mazaya Real Estate for General Contracting and Real Estate Investment	2,910,743
255	Al-Firdous Al-Khadraa for Importing Tractors, Agricultural Machinery and Supplies	2,900,557
256	Mazare' Al-Khayrat for Feed Production and Milling	2,900,000
257	Sama Libya for Feed Manufacturing	2,899,527
258	That Al-Borouj for Aluminum Manufacturing	2,895,462
259	Najmat Al-Sahel for Importing Agricultural Machinery and Spare Parts	2,875,935
260	Al-jidar Al-Libiya for Importing Transportation Means and Accessories (LLC)	2,866,536
261	Al-Burj Al-Awal for Importing Transportation Means, Spare Parts, Tires and Batteries	2,819,955
262	Al-Zajel for Kitchen and Furniture Manufacturing	2,810,008
263	Al-Sahra Al-Dawlia for Food Industries	2,779,762
264	Al-Bibas Complex for Plastic Industries and Packaging Materials	2,755,762

265	Al-Imtiyaz Al-Jadeed for Importing Transportation Means and Accessories	2,728,910
266	Adwaa Al-Nayzak for Importing Electronic Devices, Accessories and Spare Parts	2,718,192
267	Al-Mithaq Al-Hadeeth for PVC Manufacturing	2,713,462
268	Al-Bustanah for Kitchen Manufacturing and Spare Parts	2,703,404
269	Al-Tanmia Al-Hadeetha for Steel Industries	2,700,265
270	Al-Zahira for Importing Foodstuffs	2,697,153
271	Elite International for Importing Medical Equipment	2,690,499
272	Al-Subul Al-Musawamah for Importing Agricultural Machinery and Spare Parts	2,673,842
273	Al-Fath for Mills and Feed	2,662,000
274	Sana International for Importing Electronic and Electrical Devices, Accessories and Spare Parts	2,643,481
275	Al-Mubtaker Al-Hadeeth for PVC Manufacturing	2,641,975
276	Al-Bawadi Al-Khadraa for Feed Manufacturing and Grain Milling	2,638,895
277	Adwaa Al-Madina Al-Thahabiya for Importing Electronic and Electrical Devices, Mobile Phones and Spare Parts	2,638,093
278	Al-Zumoruda International for Food Industries, Mills and Rice Processing	2,600,000
279	Al-Tali'a for Feed Manufacturing (LLC)	2,600,000
280	Al-Safi for Importing Electrical and Non-Electrical Devices, Electronics and Spare Parts	2,579,276
281	Libya Hurra for Importing Generators, Electrical Machinery, Equipment and Spare Parts	2,566,998
282	Al-Sadd for Mills, Feed and Pasta	2,553,000
283	Al-Akhshab Al-Malikiya for Importing Building Materials, Sanitary Ware and Accessories	2,543,547
284	Al-Reesha Al-Thahabiya for Importing Foodstuffs (LLC)	2,529,626
285	Al-Diyar Al-Mushriqa for Importing Electrical Appliances, Mobile Phones and Spare Parts	2,527,940
286	Al-Rafee' Factory for Wooden Industries	2,523,057
287	Libya Al-Jadida for Importing Cars and Spare Parts	2,518,022
288	Al-Khuyool Al-Thahabiya for Importing Building Materials, Sanitary Ware and Accessories	2,516,818
289	Al-Qita'a Al-Thabet for Aluminum Manufacturing	2,501,692
290	Anoud Al-Jabal for Importing Foodstuffs	2,499,998
291	Al-Masdar Al-Mateen Al-Awal for Kitchen Manufacturing	2,498,774
292	Al-Withaq Al-Awal for PVC Manufacturing	2,495,622
293	Mersin for Importing Household and Electrical Goods	2,479,282
294	Naseem International for Importing Foodstuffs	2,472,463
295	Arkan Al-Jadida for Poultry Farming and Hatching	2,447,470
296	Al-Mazare' Group for Importing Agricultural Machinery	2,445,133
297	Al-Tahadi Al-Khaled Al-Jadeed for Food Industries	2,430,000
298	Huqul Al-Watan for Importing Agricultural Machinery and Spare Parts	2,418,300

299	Tanafus Al-Zira'i for Importing Agricultural Machinery, Supplies and Spare Parts	2,415,082
300	Al-Mutatawiroon Group for Aluminum and PVC Manufacturing	2,400,993
301	Lamsat Al-Hayat for Importing Medical Equipment, Pharmaceuticals and Mother and Baby Supplies	2,392,482
302	Ashab Al-Namaa for Importing Agricultural Supplies and Seeds	2,392,480
303	Dar Al-Takhasus for Importing Electronic and Electrical Devices	2,385,610
304	Al-Ufuq Al-Dawliya for Importing Decoration Materials, Hardware and Cleaning Supplies	2,378,259
305	Al-Tomoh Al-Arabi for Importing Foodstuffs	2,371,697
306	Al-Sanober for Aluminum Manufacturing of All Types	2,369,191
307	Al-Wa'ad Al-Mumtaz for Importing Electronic and Home Appliances	2,366,044
308	Al-Mabrouka for Importing Foodstuffs	2,360,600
309	Al-Qimma International for Aluminum Manufacturing of All Types	2,349,583
310	Al-Ain for Food Industries, Water and Juice Bottling	2,328,122
311	Al-Rajjas Agricultural for Importing Agricultural Machinery, Supplies and Spare Parts	2,325,582
312	Khalij Al-Sidra for Importing Transportation Means and Accessories	2,317,815
313	Delta Al-Khair for Importing Building Materials, Sanitary Ware and Accessories	2,311,350
314	Al-Raed for Importing Sportswear and Footwear (LLC)	2,300,323
315	Al-Istabrak Al-Mudee for Importing Electronic and Electrical Devices, Mobile Phones and Spare Parts	2,286,072
316	Nawarat Libya for Importing Foodstuffs	2,275,406
317	Al-Mawasem for Aluminum Manufacturing and Its Derivatives	2,254,762
318	Panorama Libya for Feed Manufacturing	2,250,000
319	Hattin International for Cleaning Products and Complements Manufacturing	2,237,800
320	Ebre Al-Qarat for Importing Raw Materials	2,235,160
321	Sulouq for Poultry Farming and Slaughtering	2,224,973
322	Bab Al-Madina for Kitchen Manufacturing and Accessories of All Types	2,220,440
323	Arzaq Al-Khair for Food Manufacturing	2,197,266
324	Al-Rimah for Importing Foodstuffs (Joint-Stock Company)	2,176,283
325	Al-Mansour for Asphalt and Petroleum Derivatives Manufacturing	2,175,000
326	Everest for Food Industries	2,169,960
327	Noqoush Libya for Importing Building Materials and Sanitary Ware	2,159,053
328	Al-Deqa Al-Mutanahiya for Aluminum and PVC Manufacturing	2,138,953
329	Al-Mateen for Importing Foodstuffs	2,137,061
330	Chefchaouen for Importing Raw Materials	2,137,000
331	Al-Salwa for Food Industries, Water Technology and Plastic Products Manufacturing	2,132,668
332	Janoub Libya for Importing Fruits, Vegetables, Foodstuffs, Livestock and Meat	2,128,272

333	Al-Hulool Al-Motakamila for Importing Pharmaceuticals and Medical Equipment	2,122,312
334	Al-Watheqa Al-Asliyah for Importing Transportation Means and Accessories	2,115,187
335	Al-Sahl for Telecommunications and Technology (Joint-Stock Company)	2,113,274
336	Al-Atayeb for Importing Foodstuffs, Livestock and Meat	2,102,150
337	Al-Juzur Al-Zahira for Importing Electrical and Non-Electrical Devices, Electronics and Spare Parts	2,100,729
338	Al-Sahil Al-Hadeeth for Importing Livestock and Meat	2,089,800
339	Al-Burj International for Marble, Granite and Building Materials Manufacturing and Cutting	2,077,442
340	Idran for Importing Foodstuffs, Livestock and Meat	2,076,947
341	Al-Wahaj for Importing Foodstuffs, Livestock and Meat	2,067,368
342	Al-Sawaed Al-Alamiya for Importing Foodstuffs, Livestock and Meat	2,062,789
343	Hatoon for Importing Foodstuffs	2,047,677
344	Al-Miqwad Al-Saree for Importing Oils, Tires and Batteries	2,042,016
345	Al-Rabee Al-Jadeed for Importing Foodstuffs	2,039,583
346	Aalam Al-Teknologia for Technical Solutions and IT Systems (Subsidiary of Libyan International Company)	2,036,496
347	Safari for Importing Foodstuffs (Joint-Stock Company)	2,032,075
348	Bin Taher Factory for Home and Office Furniture Manufacturing	2,016,712
349	Al-Safwa for Importing Electrical and Non-Electrical Devices, Electronics and Spare Parts	2,002,249
350	Qimat Al-Jibal for Electronic and Electrical Industries	2,001,614
351	Mawasem Al-Khair for Feed Manufacturing (Subsidiary of Al-Noor Holding Group)	2,000,000
352	Alpha Motors for Importing Cars and Spare Parts (LLC) (Subsidiary of Alpha Holding)	2,000,000
353	Souq Al-Khamis for Feed Manufacturing	2,000,000
354	Widian Al-Rabee for Mills and Feed Manufacturing	1,999,250
355	Rubo' Al-Bawadi for Feed Manufacturing	1,999,250
356	Al-Andalus for Feed Manufacturing and Its Derivatives	1,999,250
357	Ma'ani Al-Khair for Importing Foodstuffs	1,997,500
358	Karam Al-Khair for Beverage and Juice Manufacturing	1,990,000
359	Qimam Al-Sahil for Importing Electrical and Non-Electrical Materials and Spare Parts	1,983,925
360	Al-Mumtiaz Group for Importing Agricultural Machinery and Supplies	1,982,120
361	Al-Rahba Al-Haditha for Importing Electrical and Non-Electrical Devices and Spare Parts	1,977,191
362	Wakil Zliten for Importing Foodstuffs, Fruits and Meat	1,972,500
363	Japanese Motors for Importing Transportation Means and Accessories	1,965,604
364	Manarat Al-Sahil for Importing Foodstuffs	1,962,324
365	Drob Libya International for Plastic Industries	1,948,430

366	Itar International for Importing Decoration Materials, Household Items and Cleaning Products	1,947,000
367	Lipoplast for Manufacturing Food Packaging and Covers	1,938,432
368	Al-Tarabet for Manufacturing Doors, Windows and Architectural Designs	1,917,668
369	Al-Majal Al-Zakher for Importing Electrical and Non-Electrical Devices and Spare Parts, Electronics	1,904,602
370	Al-Dar Al-Arabia for Importing Foodstuffs, Livestock and Meat	1,861,426
371	Al-Lamsa Al-Akhira Factory for Wooden Furniture Manufacturing	1,856,287
372	Al-Aemida Al-Mudi'a for Importing Building Materials and Sanitary Ware	1,854,900
373	Al-Khattwa Al-Oula for Manufacturing Insulation Panels and Materials	1,848,000
374	Al-Ard Al-Bahira for Importing Agricultural Machinery, Supplies and Spare Parts	1,839,616
375	Owtad Al-Benaa for Importing Building Materials, Sanitary Ware and Accessories	1,839,000
376	Al-Tarabet Al-Mateen for Metal Industries	1,826,710
377	Al-Rif for Importing Foodstuffs	1,821,529
378	Al-Hakeem for Importing Pharmaceuticals and Medical Supplies	1,809,552
379	Wadi Bi Al-Kabir for Importing Seeds and Agricultural Supplies	1,800,000
380	Al-Qout for Food Industries	1,794,512
381	Al-Benaa Al-Thabit for Manufacturing Kitchens and Furniture	1,783,161
382	Al-Mada'in for PVC Manufacturing	1,779,518
383	Al-Ihtimam for Importing Medical Equipment, Pharmaceuticals and Maternal and Child Supplies	1,778,127
384	Sandra for Importing Foodstuffs, Livestock and Meat	1,760,588
385	Jawhara Industrial for Aluminum and PVC Manufacturing	1,751,350
386	Ajyad Libya Al-Oula for Importing Building Materials, Sanitary Ware and Accessories	1,734,188
387	Al-Muheet for Importing Electrical and Non-Electrical Devices and Spare Parts	1,705,841
388	Al-Ru'ya Al-Alamiya for Paints and Putty Manufacturing	1,695,238
389	Al-Hayat Al-Mumtazal for Importing Electrical and Non-Electrical Devices and Spare Parts, Electronics	1,691,714
390	Al-Jusour for Importing Agricultural Machinery, Equipment and Supplies	1,688,521
391	Al-Kouf for Importing Foodstuffs	1,686,123
392	Al-Nujoom Al-Dhahabiya for Importing Cars and Spare Parts	1,679,670
393	Africa Al-Jadida for Importing Foodstuffs	1,670,092
394	Sajjad Tripoli for Carpet Manufacturing	1,669,856
395	Najm Al-Talaq Al-Raqi for Importing Agricultural Machinery and Supplies	1,634,878
396	Bayt Al-Safwa for Aluminum and PVC Manufacturing	1,598,739
397	Libya Al-Wataniya Al-Oula for Wood Industries and Furniture Manufacturing of All Types	1,586,821
398	Wafira Al-Ghiza for Importing Foodstuffs	1,568,700
399	Mateen for Importing Cleaning Materials	1,565,710
400	Jinan Al-Khair for Importing Foodstuffs	1,560,448

401	Al-Amal Medical Group for Importing Pharmaceuticals and Medical Equipment	1,557,810
402	Tariq Al-Noor for Importing Building Materials and Sanitary Ware and Accessories	1,532,500
403	Al-Khaliji Factory for Manufacturing Water and Oil Accessories	1,528,120
404	Al-Ghida for Importing Foodstuffs	1,527,294
405	Qasr Al-Jubran for Importing Foodstuffs, Livestock and Meat	1,523,660
406	Al-Sahl Al-Mutaqaddim for Importing Foodstuffs	1,522,737
407	Al-Ha'is for Importing Clothing, Textiles and Leather Goods	1,522,565
408	Aren Al-Oula for Importing Foodstuffs, Livestock and Meat	1,517,100
409	Magro for Importing Electrical and Non-Electrical Devices, Spare Parts and Electronics	1,504,800
410	Al-Daqa Al-Mumtazah for Importing Agricultural Machinery and Equipment, Spare Parts	1,501,238
411	Wings of the Sky Aviation for Ajwa Holding	1,500,000
412	Taj Al-Ghiza Al-Oula for Flour Mills and Feed Manufacturing	1,499,850
413	Al-Tajaddud for PVC Manufacturing	1,498,621
414	Mara'i Dofan for Importing Foodstuffs, Livestock and Meat	1,497,801
415	Al-Ghazalah Libyah for Importing Foodstuffs, Livestock and Meat	1,495,140
416	Bayti Al-Mateen for Aluminum Manufacturing	1,494,632
417	Al-Fadhil for Importing Tires	1,486,231
418	Al-Ittihad Al-Arabi for Manufacturing Animal Feed and Grain Milling	1,485,236
419	Al-Lamsa Al-Jadidah for Furniture Manufacturing	1,474,771
420	Al-Majd for Importing Cranes, Heavy Machinery and Equipment	1,473,980
421	Al-Ma'ali Al-Wataniya for Manufacturing Furniture, Doors and Windows	1,470,625
422	Al-Afiyah for Importing Pharmaceuticals and Medical Equipment (Joint Stock)	1,469,989
423	Al-Zein International for Importing Foodstuffs	1,460,622
424	Al-Ghiza Al-Sahi for Importing Foodstuffs	1,459,148
425	Al-Rimas Al-Tibbiya Al-Oula for Importing Medical Equipment	1,435,913
426	Enor Al-Oula for Manufacturing Kitchens and Furniture	1,416,251
427	Al-Habara for Importing Maternal and Child Supplies, Medical Equipment and Pharmaceuticals	1,410,257
428	Al-Hada'iq Al-Khadra Group for Importing Foodstuffs	1,410,000
429	Al-Ghazara for Importing Foodstuffs, Livestock and Meat	1,396,689
430	Al-Amal for Importing Transportation Means and Accessories	1,377,493
431	Al-Omran for Steel Manufacturing of All Types and Shapes	1,375,396
432	Nabd Al-Fu'ad for Importing Medical Equipment	1,369,188
433	Al-Badeel Al-Tibbi for Importing Pharmaceuticals and Medical Equipment	1,363,889
434	Shams Al-Jazeera for Importing Electrical and Non-Electrical Devices, Spare Parts and Accessories	1,359,660

435	Sahil Al-Hanshir for Importing Electrical and Non-Electrical Devices, Spare Parts and Electronics and Accessories	1,358,682
436	Libyana for Importing Pharmaceuticals and Medical Equipment	1,358,656
437	Al-Danoub for Importing Foodstuffs	1,356,709
438	Al-Abraj Al-Dhahabiya for Coatings and Putty	1,355,782
439	Al-Usala Al-Dhahabiya for Flour Mills and Rice Mills	1,350,000
440	Al-Sand for Wood Industries	1,342,312
441	Al-Jazeera Al-Oula for Importing Tires and Tubes	1,335,459
442	Samno for Manufacturing, Packaging and Processing Foodstuffs, Nuts and Coffee	1,335,000
443	Tawasul Libya for Importing Electronics (Joint Stock)	1,334,030
444	Kunooz Al-Sahil for Importing Foodstuffs, Livestock and Meat	1,330,242
445	Qatis for Importing Electrical and Non-Electrical Devices, Spare Parts and Electronics	1,329,382
446	Taj Airlines	1,326,958
447	Al-Jam'iya Al-Istihlakiyya for Importing Foodstuffs, Livestock and Meat	1,316,394
448	Qasr Al-Hamrayah for Importing Foodstuffs, Livestock and Meat	1,315,020
449	Ittar Al-Afdal for Importing Transportation Means and Accessories	1,314,613
450	Al-Ta'mir for Importing Building Materials and Sanitary Ware and Accessories	1,312,936
451	Industrial Technology for Metal Works and Construction	1,310,892
452	Al-Marsa Factory for Metal Furniture Manufacturing	1,301,672
453	Al-Diya'a Al-Dawliya Al-Oula for Importing Electrical and Non-Electrical Devices, Spare Parts and Electronics	1,301,574
454	Jazan Al-Haditha for Importing Electrical and Non-Electrical Devices, Spare Parts and Electronics	1,300,528
455	Al-Jawhara for Importing Cleaning Materials (Limited Liability)	1,297,769
456	Ro'a Industrial for Soap and Cleaning Materials Manufacturing	1,295,800
457	Al-Qaysar for Importing Building Materials and Sanitary Ware and Accessories	1,290,000
458	Al-Rimal for Importing Maternal and Child Supplies	1,289,585
459	Al-Group Al-Janubiya for Information Technology	1,288,257
460	Al-Yarmouk Al-Hadith Factory for Aluminum Manufacturing	1,287,247
461	Al-Ghuwaytat for Importing Tires and Tubes	1,269,320
462	Al-Khayyam for PVC Manufacturing	1,265,482
463	Jowaher Nafisa for Food Manufacturing	1,265,000
464	Hadathat Al-Asr for Importing Agricultural Machinery and Equipment and Spare Parts	1,256,816
465	Al-Tawasul Al-Mutakamel for Importing Building Materials	1,255,901
466	Al-Kayan for Paper Manufacturing, Packaging and Printing	1,250,500
467	Al-Asas Al-Raqi Al-Jadid for Importing Building Materials and Sanitary Ware and Accessories	1,236,096

468	Amwaj Al-Muheet for Food Manufacturing	1,234,020
469	A'ali Al-Sharq for Importing Foodstuffs, Livestock and Meat	1,225,000
470	Al-Hazel Al-Mumtaz for Manufacturing Sponges and Mattresses (Limited Liability)	1,187,721
471	IMAX Electro for Importing Electrical and Electronics Devices	1,180,523
472	Ma'idat Al-Rahman for Importing Foodstuffs	1,177,600
473	Najmat Al-Majrah for Importing Livestock and Meat	1,165,879
474	Salalah for Furniture, Doors and Windows Manufacturing	1,163,040
475	Al-Wataniya Al-Oula for Flour and Feed Manufacturing	1,152,750
476	Al-Rafi' Factory for Manufacturing Aluminum and PVC Doors and Windows	1,151,180
477	Sadi Al-Aswaq for Importing Electrical and Non-Electrical Devices and Spare Parts	1,150,662
478	Al-Rafaq Al-Judud for Importing Livestock and Meat	1,129,000
479	Al-Tahadi Al-Oula for Electronics Manufacturing	1,122,787
480	Riyad Libya for Importing Foodstuffs	1,115,600
481	Al-Najah for Manufacturing Insulated Panels and Prefabricated Houses	1,112,342
482	Al-Libiya Al-Asriya for Importing Electrical and Non-Electrical Devices and Electronics and Accessories	1,110,283
483	Al-Mutahida Al-Libya for Importing Electrical and Non-Electrical Devices, Spare Parts and Electronics Accessories	1,110,283
484	Alam Al-Taqniya for Manufacturing Paper and Plastic Cups	1,107,100
485	Qawa'id Al-Majd for General Contracting and Real Estate Investment	1,104,964
486	Jabal Al-Sharq for Poultry Farming and Egg and Meat Production	1,103,961
487	Al-Sidra Al-Jadida for Importing Electrical and Non-Electrical Devices, Spare Parts and Electronics	1,101,538
488	Mazra'at Al-Amal for Importing Agricultural Machinery, Equipment and Spare Parts	1,100,249
489	Al-Juhd Al-Fa'iq for Importing Medical Equipment and Maternal and Child Supplies	1,100,000
490	Al-Rukn Al-Sharqi for Information Technology	1,083,948
491	Atmar Al-Mutahida for Importing Foodstuffs	1,078,186
492	Fioumi for Manufacturing Animal Feed and Grain Milling	1,076,880
493	Al-Daqa Al-Aliyya for Importing Foodstuffs, Livestock and Meat	1,074,298
494	Al-Amir Al-Libya for Importing Foodstuffs, Livestock and Meat	1,072,400
495	Shorouq Libya for Importing Foodstuffs	1,064,524
496	Al-Hayat Al-Shafiyaa for Importing Medical Equipment and Maternal and Child Supplies	1,060,000
497	Al-Shahen Al-Awwal for Mills and Animal Feed Manufacturing	1,060,000
498	Akno for Importing Foodstuffs	1,057,730
499	Anwar Misrata for Importing Electrical and Non-Electrical Devices, Spare Parts	1,056,588
500	Sama Al-Taquddum for Manufacturing Doors, Windows, and Decorations from Aluminum, PVC, Wood, and Gypsum Board	1,051,212

501	Tanafas Al-Bina' for Importing Building Materials and Sanitary Ware and Accessories	1,050,227
502	Al-Jubail for Importing Raw Materials	1,045,226
503	Aqlam for Paper Manufacturing	1,043,675
504	Watan Al-Majd for Importing Foodstuffs	1,043,494
505	Lauran for Importing Foodstuffs, Livestock and Meat	1,039,985
506	Elaf Al-Yasmeen for Importing Maternal and Child Supplies	1,030,219
507	Shamal Al-Qara for Importing Building Materials and Sanitary Ware	1,030,080
508	Taj Al-Waqar for Importing Electrical and Non-Electrical Devices	1,025,573
509	Asasat Al-Muhandis for General Contracting	1,024,856
510	Qaraji for Importing Transportation Means and Accessories and Spare Parts	1,022,491
511	Masarat Al-Ilm for Telecommunications and Information Technology	1,019,577
512	Firdas for Importing Foodstuffs, Livestock and Meat	1,016,400
513	Al-Hasad Al-Da'im for Importing Agricultural Machinery and Equipment and Spare Parts	1,014,307
514	Al-Fonoon for Importing Books and Stationery	1,014,200
515	Elaf International for Importing Clothing and Footwear (Joint Stock), part of Elaf Al-Awwal Holding	1,000,000
516	Thiqah Al-Da'imah Group for Importing Foodstuffs, Livestock and Meat	999,000
517	Al-Yam for Importing Foodstuffs	997,350
518	Al-Yasmeen International for Food Manufacturing	996,855
519	Al-Waha International for Grain Milling and Animal Feed Manufacturing	994,000
520	Al-Itqan Mobile for Importing Electronics and Electrical Devices and Spare Parts	990,110
521	Al-Libya Al-Mutahida for Wood Products Manufacturing	984,646
522	Al-Fahd Al-Saree' for Importing Raw Materials	980,546
523	Rimal Libya for Telecommunications and Information Technology	976,080
524	Al-Abanos for Furniture Manufacturing	975,631
525	Al-Zad Al-Alami for Food Manufacturing	975,465
526	Hadayek alnasim for Food Industries	970,340
527	Rahbat albaraka for Importing Foodstuffs	965,390
528	Albadea alareqa for Food Industries	959,906
529	Dar alyusr for Food Industries	951,676
530	Alatheer for Furniture Manufacturing	948,820
531	Alshamla Medical Limited for Importing Medicines and Medical Equipment	940,485
532	Aldar Aljadeeda for Importing Building Materials, Sanitary Materials, and Accessories	940,350
533	Alawtar Alsenaiya for Manufacturing Electronic and Electrical Devices	938,258

534	Alzahra for Importing Medical Equipment, Medicines, Pharmaceutical Products, and Mother and Baby Supplies	937,771
535	Riyad for Food Industries	935,899
536	Alrowad for Importing Clothing, Textiles, and Leather Products	935,215
537	Nasaem Libya for Importing Beauty Products, Hardware, and Cleaning Materials	933,038
538	Altaer alabyad for Food Industries	930,628
539	Lareen for Importing Agricultural Machinery, Supplies, and Spare Parts	930,046
540	Shaheen almostaqbal for Importing Foodstuffs, Livestock, and Meat	922,080
541	Almasar Aljadeed for Importing Various Means of Transportation, Cars, and Spare Parts	921,790
542	Alestefada for Information Technology, Surveillance Systems Installation, and Software Supply	921,600
543	Abwab alfetah for Importing Stationery and Office Supplies	920,589
544	Etr alharamain for Importing Foodstuffs and Fresh Fruits	919,346
545	Almoheet Alraeda for Importing Electrical and Non-Electrical Devices and Spare Parts	913,193
546	Eshraqat alamal for Agricultural and Animal Investment and Poultry Farming	900,000
547	Seiran for Importing Medicines and Medical Equipment	897,136
548	Alalamia for Beverages	895,720
549	Arkan Libya for Furniture Manufacturing	895,126
550	Soltan albaraka for Importing Foodstuffs	893,304
551	Almaeda Alraqia for Importing Foodstuffs	892,511
552	Sama for Wooden Industries	891,500
553	Aldawlia for Importing Electrical and Household Materials	887,287
554	Altawasol Aljadeed for Manufacturing Doors, Windows, and Decorations from Aluminum, PVC, and Wood	886,594
555	Alsend Alawal for Furniture Manufacturing	884,876
556	Almubarmij Alhadeeth for Importing Electronic and Electrical Devices and Accessories	884,450
557	Alittehad Alfelahi for Importing Electrical Materials and Spare Parts	872,102
558	Misrata Factory for Manufacturing Plastic Pipes	870,302
559	Almawja for Electronic Industries	869,400
560	Alaref for Importing Electrical and Non-Electrical Devices, Spare Parts, and Electronic Equipment	866,045
561	Almajdoob Factory for Marble Cutting and Shaping	864,778
562	Almustawrad Aljadeed for Importing Foodstuffs, Livestock, and Meat	864,661
563	Altafeq for Mills and Animal Feed	864,000
564	Alwaha for Paint Manufacturing	854,731
565	Almasar Aldaem for Metal Industries	850,935
566	Safaa Altareeq for Importing Foodstuffs, Livestock, and Meat	843,228

567	Azeitona Alaseela for Importing Foodstuffs	834,672
568	Alsaadi for Agricultural and Animal Production	834,365
569	Alpha for Importing Electrical Materials, Equipment, and Supplies	833,000
570	Alhawatef Almutaharrika for Importing Electronic Devices, Accessories, and Spare Parts	826,760
571	Almotakaddimoon Alibyoon for Importing Electronic and Electrical Devices, Accessories, and Spare Parts	820,840
572	Oras Aljadeeda for Furniture Manufacturing	819,833
573	Alkhalij Alzaher for Food Industries	819,684
574	Noor Sama for Importing Medical Equipment and Supplies	815,976
575	Enwan Alwaha for Food Industries	813,000
576	Alwataniya for Importing Heavy Machinery, Equipment, Supplies, Spare Parts, and Factory and Workshop Equipment	812,530
577	Alinboaa Alalamia for Importing Foodstuffs	810,000
578	Tawasul Alghad for Importing Foodstuffs	809,080
579	Almotawasset Alzaher for Importing Foodstuffs	803,868
580	Alheeblo Alalamia for Maritime Agency Representation	800,033
581	Altamayoz Factory for Manufacturing Aluminum and PVC	798,090
582	Alnebras for Importing Foodstuffs, Livestock, and Meat	783,846
583	Leptz for Importing Foodstuffs	777,196
584	Alqweeri for Iron Industries	775,373
585	Alsalaba Alibiya for Iron Industries	762,850
586	Shua Alawal for Manufacturing Building Materials and Sanitary Products	762,485
587	Alnokhba Almodiaa for Manufacturing Wooden and Metal Furniture and Accessories	761,837
588	Meftah for Importing Clothing, Textiles, and Leather Products	760,295
589	Alesteqlal for Importing Foodstuffs	754,300
590	Altaqadum Aldawliya for Manufacturing Cleaning Products	751,131
591	Alafdaliya Aldaema for Importing Foodstuffs, Livestock, and Meat	748,688
592	Alein Alsaheera for Importing Foodstuffs	744,984
593	Manarat Shahat Factory for Aluminum	739,432
594	Qurtuba for Mills and Animal Feed	726,023
595	Almarkabat Almotahida for Importing Means of Transportation	724,962
596	Ard Alhayat for Agricultural Development and Animal Production	720,000
597	Drob Albidaa for Importing Agricultural Machinery, Supplies, and Spare Parts	720,000
598	Alnoor Alabyad for Importing Agricultural Machinery and Supplies	720,000

599	Murooj Libya for Importing Agricultural Machinery, Supplies, and Spare Parts	720,000
600	Alqala for Importing Agricultural Supplies	720,000
601	Jesoor Alnahda for Importing Foodstuffs, Livestock, and Meat	713,600
602	Alanthima Almotakaddima for Importing Electronic Devices, Accessories, and Spare Parts	704,035
603	Almostaqbal Alwadih for Importing Mother and Baby Supplies	698,389
604	Alghoot for Importing Clothing, Textiles, and Leather Products	694,357
605	Altawasol Alawal for Paper Industries	694,016
606	Altaqnia Aldawlia for Importing Medicines and Medical Supplies	690,094
607	Homey for Importing Electrical and Non-Electrical Devices and Spare Parts	679,519
608	Alwaseela for Food Industries	679,370
609	Rawafid Almostaqbal for Importing Foodstuffs	673,394
610	Soltan Alkhair for Importing Foodstuffs	672,500
611	Mafaza for Motors for Importing Vehicles and Accessories	669,267
612	Shatee Alnakheel for Iron Industries	669,000
613	Qartaj Aldawlia for Importing Foodstuffs and Fresh Fruits	665,855
614	Tobruk for Refining and Bottling Vegetable Oils	656,000
615	Althuraya for Importing Building Materials, Sanitary Products, and Accessories	646,860
616	Caracas for Importing Foodstuffs	642,136
617	Makamen Alawal for Furniture Manufacturing	642,010
618	Albariq Alawal for Manufacturing Electronic and Electrical Devices	637,630
619	Alnajah for Importing Building Materials, Sanitary Products, and Accessories	637,620
620	Shomoos Alghithaa for Importing Foodstuffs, Livestock, and Meat	637,524
621	Abodabus Factory for Manufacturing Plastic Containers and Household Products	633,600
622	Abubakr Salem Maloug Factory for Paper Manufacturing	625,000
623	Alem Alitqan Alawal for Information Technology	624,150
624	Alosor for Importing Clothing, Textiles, and Leather Products	616,152
625	Alsunbula for Food Industries	615,891
626	Alethar Aldaem for Importing Foodstuffs, Livestock, and Meat	612,231
627	Alkawkab Aldahabi for Importing Electronic Devices, Accessories, and Spare Parts	611,956
628	Alandalus for Ice Cream Manufacturing	609,920
629	Alrabee Alsaed for Importing Building and Sanitary Materials and Accessories	608,272
630	Altanara for Fishing and Canning Fish	607,500
631	Altaaluq Albaher Alawal for Importing Electronic, Household, and Electrical Materials and Accessories	605,461
632	Almaher Aldawli for Mills and Animal Feed	605,405

633	Altareq for Importing Agricultural Supplies	604,000
634	Alrahba for Importing Foodstuffs	600,880
635	Almawad Alsihiya for Manufacturing Medical Cotton	593,785
636	Alraes Factory for Wooden Furniture Manufacturing	593,651
637	Dar Altejara for Importing Foodstuffs, Livestock, and Meat	593,376
638	Alqala for Manufacturing Aluminum and PVC Doors and Windows	592,092
639	Almazaree Alwatani for Importing Agricultural Machinery, Supplies, and Spare Parts LLC	591,137
640	Almuqded for Importing Foodstuffs	590,500
641	Alemaar Albaher for Importing Electrical Devices, Materials, and Spare Parts	585,771
642	Almasar Alibi for Importing Foodstuffs, Livestock, and Meat	575,670
643	Alfakhira for Importing Foodstuffs and Fruits	574,092
644	Alyaqout for Agricultural and Animal Production	573,482
645	Zahret Al-Yasmeen for Importing Agricultural Equipment	570,439
646	Almasdar Alalami for Importing Foodstuffs, Meat, and Livestock	570,413
647	Alzoha for Importing Foodstuffs	566,484
648	Ekleel for Importing Medicines and Medical Equipment	563,514
649	Medico for Importing Medicines, Medical Equipment, Preparations, and Mother and Child Supplies	557,424
650	Alrwanq Factory for Wood Industries	549,526
651	Karzaz for Importing Building Materials, Sanitary Materials, and Accessories	545,505
652	Alasma for Importing Cleaning Materials	539,477
653	Azka for Importing Means of Transport and Accessories	539,415
654	Majmoat Al-Sahari for Oil Services	538,000
655	Majmoat Alshahid for Importing Foodstuffs	530,000
656	Alnahda Al-Libiya for Carton and Paper Products Manufacturing	521,493
657	Alkhyar Alafdal for Importing Electronic and Electrical Devices	520,550
658	Albarq Almodi for Importing Mother and Child Supplies	518,581
659	Majmoat Alkhaleej Alzaher for Importing Foodstuffs	514,800
660	Libya Alataa for Importing Foodstuffs	514,630
661	Al-Libiya Alsareea for Aviation Services	514,199
662	Alalamia Alhaditha for Importing Medicines and Medical Equipment	510,091
663	Alwadi for Importing Building Materials and Sanitary Materials	507,031
664	Alsaraya Alalamiya for Wood Industries	506,456
665	Bawabet Alomara for General Contracting and Real Estate Investment	504,270
666	Alakeed Alakeed for Medical Services	500,000
667	Hilal Alqamar for Importing Electronic, Electrical, Non-Electrical Devices, and Spare Parts	499,420

668	Aboshanb for Importing Foodstuffs	497,946
669	Belhaj Al-Dawliya and Partners for Importing Electrical, Non-Electrical Devices, and Spare Parts	495,264
670	Alrifaa Aljudod for Importing Means of Transport and Accessories	494,000
671	Safwat Alanam for Importing Foodstuffs, Livestock, and Meat	490,769
672	Amwaj Altaif for Importing Electronic and Electrical Devices	489,570
673	Majmoat Alawael for Manufacturing Home Furniture	489,288
674	Alhulul Aldaqiqa for Information Technology	488,215
675	Oloum Alahyaa for Medical and Laboratory Services	488,215
676	Alqalaa Alkubra for Importing Agricultural Supplies and Spare Parts	482,382
677	Alghiran Aljadida for Importing Furniture	477,815
678	Almanazel Albariqa for Importing Decoration Materials, Hardware, and Cleaning Materials	477,246
679	Jisr Alkhaleej for Importing Livestock and Meat	476,952
680	Alruwad Al-Dawli Factory for Garment Manufacturing	476,670
681	Kenan for Electromechanical and Electrical Industries	476,500
682	Alraya for Agricultural Production LLC	475,025
683	Belhaj Alalamiya for Manufacturing Doors, Windows, and Decoration Supplies	474,612
684	Ghadames Aviation, a Subsidiary of Panorama Holding	473,193
685	Alsultan for Plastic Industries	472,500
686	Mateen for Importing Mother and Child Supplies	465,729
687	Aljothor for Importing Building and Sanitary Materials and Accessories	462,000
688	Kona for Importing Foodstuffs	460,125
689	Almuttahida for Manufacturing Aluminum, PVC, and Decoration	459,965
690	Noor Altaqadom for Importing Foodstuffs	459,131
691	Rikaz for Importing Building and Sanitary Materials and Accessories	453,476
692	Marasi Al-Libiya for Importing and Distributing Foodstuffs	450,000
693	Sultan for Food Industries, Water Bottling, and Beverages	449,592
694	Alqataat Alhaditha for Aluminum Manufacturing	446,951
695	Marhaba for Importing Foodstuffs	445,472
696	Matla Alfajr Majmout for Importing Foodstuffs, Fruits, Vegetables, Meat, and Livestock	445,131
697	Tadawol for Electronic Technology Joint Stock Company	444,989
698	Alamal Alzaher for Food Packaging	443,300
699	Dar Alkhebra for Importing Cars and Spare Parts	441,182
700	Alalamia for Prefabricated Buildings	436,100
701	Shaimaa for Food Industries	436,039
702	Qartaj Alalamiya for Importing Foodstuffs	427,000

703	Alshofan for Importing Agricultural Machinery, Supplies, and Spare Parts	425,236
704	Daqat Alikhtiar for Importing Electrical, Non-Electrical Devices, and Spare Parts	425,120
705	Albina Almathali for Importing Electrical, Non-Electrical Devices, and Spare Parts	422,682
706	Jebal Libya for Importing Heavy Machinery, Equipment, Spare Parts, and Factory Equipment	421,300
707	Alnakheel Factory for Food Industries	420,295
708	Masafi Alkhair for Importing Foodstuffs	418,577
709	Bayan Alkhair Almutawasil for Importing Building and Sanitary Materials and Accessories	414,061
710	Ard Alkhairat for Coffee Manufacturing	413,184
711	Toba for Importing Various Means of Transport and Accessories	408,522
712	Alshafq for Information Technology	407,174
713	Biladi Factory for Paint Manufacturing	402,862
714	Alnokhba for Importing Foodstuffs	398,000
715	Kanzy for Importing Medical Equipment, Medicines, Preparations, and Mother and Child Supplies	396,765
716	Victoria for Importing Foodstuffs	393,397
717	Alitar Alamun for Importing Tires, Batteries, and Car Accessories	393,287
718	Drob Alrakh for Importing Foodstuffs	392,200
719	Mayar Alola Alalamiya for Importing Foodstuffs, Livestock, and Meat LLC	391,500
720	Alreem for Importing Medicines and Medical Equipment	391,444
721	Naseem Al-Dawliya for Importing Foodstuffs	391,230
722	Almuthalath for Electrical Industries	383,921
723	Madinty Althahabiya for Manufacturing Aluminum and PVC	381,000
724	Tuyoor Aljanna for Importing Books and Stationery	375,169
725	Noor Alkanari for Egg Hatching, Poultry Farming, and Production	370,829
726	Qubtan Libya for Importing Foodstuffs, Livestock, and Meat	370,435
727	Alawras Altejariya for Importing Foodstuffs, Livestock, and Meat	370,160
728	Zawya Naft for Importing Oils and Car Accessories	370,044
729	Alnajma for Soap Manufacturing	363,700
730	Steel Al-Dawliya for Iron Industries	362,572
731	Aljoda Almutakmila for Importing Agricultural Machinery and Supplies	360,000
732	Aldawliya for Importing Agricultural Materials and Supplies	360,000
733	Alsaba Alkhadra for Importing Agricultural Supplies and Machinery	360,000
734	Almaamoura for Agricultural and Livestock Investment	360,000
735	Alnujoun Aljadida for Importing Foodstuffs, Livestock, and Meat	358,759
736	Aldhiala Alraqi for Iron Industries	356,650
737	Altawafuq Aldaim for Importing Foodstuffs	355,296

738	Alsallala for Importing Agricultural Machinery, Supplies, and Spare Parts	355,030
739	Aytal for Importing Electrical, Non-Electrical Devices, Spare Parts, and Electronic Devices	354,880
740	Almezan Aldhababi Aljadid for Importing Building and Sanitary Materials and Accessories	354,840
741	Alridwan for Importing Medicines, Medical Supplies, and Equipment	351,090
742	Altanmia Alhaditha for Manufacturing PVC Sheets, Profiles, and Pipes	348,000
743	Babel Alhaditha for Importing Clothes, Textiles, Shoes, and Leather Products	346,281
744	Alanees for Importing Decoration Materials	339,331
745	Bahirat Alsaraya for Importing Electrical, Non-Electrical Devices, and Spare Parts	338,160
746	Alqasr Almalaki for Importing Medical Equipment, Medicines, Preparations, and Mother and Child Supplies	337,925
747	Alhadaf Majmout for Manufacturing and Packaging Building Materials, a Subsidiary of Al-Tadamun Holding	337,500
748	Almutatawera for Importing Electrical Devices and Spare Parts	334,634
749	Almajd Factory for Plastic Bag Manufacturing	334,560
750	Alhaql Alzeraai for Importing Agricultural Pesticides	329,220
751	Alfath Althahabiya for Electrical Industries	327,761
752	Taj Alefa for Importing Foodstuffs and Consumer Goods	326,250
753	Qasr Alsadir for Importing Ceramics and Building Materials	321,900
754	Alfaris Aldawli for Importing Foodstuffs, Livestock, and Meat	319,531
755	Shomou Alanchaat for Metal Construction and Industries	319,217
756	Alalamiya for Sweets and Food Manufacturing	317,367
757	Altasami for Importing Medicines, Equipment, Preparations, and Mother and Child Supplies	315,391
758	Talia for Importing Foodstuffs	315,144
759	Tazweed Libya for Importing Foodstuffs	313,188
760	Wadi Zain for Importing Medicines, Preparations, and Mother and Child Supplies	311,928
761	Alkhat Almudi Aljadid for Importing Electronic, Electrical, and Home Appliances, and Spare Parts	311,707
762	Alshatee for Information Systems	310,741
763	Alhadaeq Alhaditha for Importing Agricultural Machinery and Supplies	310,019
764	Anwar Maslata for Importing Foodstuffs, Meat, and Livestock	308,100
765	Naseem Albahar Misrata for Food Industries	307,262
766	Alghithaa Alafdal for Importing Foodstuffs LLC	307,224
767	Alnourin for Importing Foodstuffs	306,779
768	Almadina Misrata for Manufacturing Paints, Putties, and Construction Chemicals, Subsidiary of Almadina Misrata Holding	302,586
769	Ittihad Al-Electronat for Importing Electronic and Electrical Devices	302,558

770	Alnaser Aldahabi Almutajaded for Importing Electrical and Household Materials	302,397
771	Aldeqah Alsehiyah for Importing Orthopedic Devices, Equipment, and Medical Supplies	301,710
772	Al-ettejahat for Mills and Feed	301,298
773	Barqa for Importing Agricultural Supplies	300,671
774	Sanabel Alzahraa for Importing Barn Equipment and Agricultural Supplies	300,413
775	Al-itqan for Manufacturing Aluminum and PVC	298,274
776	Altaawoniya for Iron Industries	296,930
777	Allahiq for Importing Electrical and Non-Electrical Devices and Spare Parts	296,029
778	Alzeitouna Alkhadra for Importing Agricultural Machinery, Equipment, and Spare Parts	293,854
779	Rahma Libya for Manufacturing Agricultural Machinery, Equipment, and Assembling and Installing Generators	291,763
780	Sumoud Alabraj for Importing Building Materials, Sanitary Ware, and Accessories	289,710
781	Alsoleb Factory for Manufacturing Corrugated Sheets	289,461
782	Shamal Libya for Importing Oil Equipment	288,806
783	Rawasi Alsahraa for Importing Oils, Lubricants, Transportation Means, and Accessories	285,427
784	Alkhalij for Importing Clothing, Textiles, and Leather Goods	284,520
785	Almazraah Aldahabiya for Agricultural Investment and Production	284,302
786	Almotoon for Importing Electrical and Electronic Devices, Household and Electromechanical Materials, and Accessories	284,161
787	Jisr Africa for Importing Agricultural Equipment and Supplies	280,296
788	Banan for Importing Perfumes, Cosmetics, Sundries, and Cleaning Materials	277,555
789	Shamal Africa aldwaliya for Importing Generators and Spare Parts	277,405
790	Alhoqool Alkhadra for Importing Agricultural Equipment and Supplies	274,875
791	Alatlas Alalamia for Importing Medicines, Medical Preparations, and Mother and Child Supplies	274,744
792	Ater Alsharq for Importing Cleaning Materials	274,220
793	Aleqleem for Importing Foodstuffs and Meat	273,070
794	Aldafnia Alhaditha for Iron Industries	270,700
795	Ater Alward for Chemical Industries and Cleaning Materials	270,160
796	Bargo for Importing Livestock and Meat of All Kinds	270,000
797	Alghazala for Importing Building Materials, Sanitary Ware, and Accessories	268,370
798	Altaqadom for Metal and Plastic Industries	265,261
799	Aldaboos Factory for Paper Industries	261,617
800	Wadi Alzayid for Importing Foodstuffs	261,132
801	Janoub Almutawasset for Food Development	259,949

802	Majmouat Altafeeq for Investment and Tourism Services	259,804
803	Alnoor Alhadith for Importing Foodstuffs	257,200
804	Bab Africa Aljadida for Food Industries	256,549
805	Thimar Tripoli for Importing Foodstuffs	256,250
806	Andrah for Manufacturing Cleaning Materials	255,557
807	Alnahdha Factory for Prefabricated Housing	255,000
808	Verona for Importing Foodstuffs, Livestock, and Meat	253,496
809	Medica for Importing Medicines, Medical Preparations, and Mother and Child Supplies	253,187
810	Alghazal for Importing Clothing, Textiles, and Leather Goods	250,000
811	Alfadaiyat for Importing Electronic Devices	250,000
812	Majmouat Buyout Alezz for Importing Building Materials, Sanitary, and Electrical Materials	248,399
813	Alqandoz Factory for Manufacturing Aluminum Matting	246,617
814	Alithar Aljadeed for Importing Foodstuffs, Livestock, and Meat	241,443
815	Belhaj Alalamia for Manufacturing Refrigerators	240,542
816	Abwab Almostaqbal for Importing Building Materials	239,000
817	Alibiya Alsariea for Civil Aviation, Handling, and Air Freight	237,316
818	Alruya Alraqmia for Importing Foodstuffs, Livestock, and Meat	236,250
819	Albahira for Importing Cleaning Materials	235,480
820	Almothmer Alawal for Importing Agricultural Materials, Equipment, and Supplies	235,134
821	Alhilal for Importing Electrical and Non-Electrical Devices, Spare Parts, and Electronic Devices	234,250
822	Adwaa Alkrystal for Importing Electrical and Non-Electrical Devices and Spare Parts	232,845
823	Alkhalij Factory for Shoe Manufacturing	232,003
824	Alalamia Alhaditha for Importing Building Materials and Sanitary Ware	231,639
825	Alesteshari for Importing Computers and Accessories	229,854
826	Jama Libya for Importing and Distributing Electrical Equipment and Spare Parts	229,839
827	Altbadul Alhor for Importing Foodstuffs Limited	229,500
828	Azziraai Aldawli for Importing Agricultural Equipment and Supplies	228,678
829	Shamal Africa for Importing Medicines and Medical Equipment (Limited Liability)	224,883
830	Almotafoqa for Importing Electronics	224,000
831	Dana Alalamia for Importing Medical Drugs, Preparations, and Mother and Child Supplies	222,905
832	Safi Almutajadedah for Importing Mother and Child Supplies	216,450
833	Alkhaleel Alalamia for Iron Industries	215,865
834	Alamiral for Importing Cleaning Materials, Cosmetics, and Sundries	215,776
835	Alhadeetha for Importing Foodstuffs	215,740
836	Almajmoua Alraeda for Manufacturing Cups and Café Supplies	213,560

837	Altanmia for Manufacturing Plastic Pipes	211,118
838	Wadi Alhayat for Importing Transportation Means and Accessories	209,700
839	Aljazira Alkobra for Manufacturing Aluminum and PVC Windows	209,334
840	Majmouat Almarj for Importing Foodstuffs, Livestock, and Meat	207,357
841	Almaaden Allibi for Iron Industries and Steel Structures	207,240
842	Aman Alghad for Importing Foodstuffs, Livestock, and Meat	204,997
843	Alusra Almathalia for Manufacturing Foodstuffs	204,149
844	Matlaa Alfajr for Importing Medicines, Medical Preparations, and Mother and Child Supplies	202,774
845	Alsamt for Importing Medicines, Medical Equipment, Preparations, and Mother and Child Supplies	198,526
846	Alwaqia for Manufacturing Building Materials, Sanitary Ware, and Accessories	198,300
847	Majmouat Matlaa Alfajr for Importing Electrical and Non-Electrical Devices and Spare Parts	197,288
848	Majmouat Alyaqout for Importing Electrical and Non-Electrical Devices, Spare Parts, and Electronic Devices	196,800
849	Addardafi Factory for Manufacturing Corrugated Sheets	196,000
850	Alazima for Importing Foodstuffs	195,056
851	Altaqadom Almostadam for Manufacturing Mattresses and Foam	195,000
852	Desan Alalamia for Importing Foodstuffs, Livestock, and Meat	195,000
853	Fresh for Importing Foodstuffs, Livestock, and Meat	195,000
854	Sama Libya Aljadida for Importing Foodstuffs and Fresh Fruits	193,860
855	Sakhrat Ghat for Importing Building Materials, Sanitary Ware, and Accessories	192,921
856	Techno Labda Factory for Aluminum, PVC, and Suspended Ceilings	191,355
857	Arzaq Almutawasset for Importing Foodstuffs, Livestock, and Meat	191,170
858	Alaseel Factory for Manufacturing Aluminum and PVC Doors and Windows	190,017
859	Candy for Importing Foodstuffs, Livestock, and Meat	189,670
860	Aseel Alkhair for Importing Foodstuffs	187,488
861	Almawadda Alwusta for Importing Foodstuffs, Livestock, and Meat	185,500
862	Alwafir for Manufacturing Foodstuffs	183,600
863	Ward Algharb for Importing Cosmetics, Sundries, and Cleaning Materials	183,510
864	Qarnab for Importing Vehicles, Spare Parts, Oils, and Lubricants	182,883
865	Marmar Libya for Importing Foodstuffs	180,600
866	Alitar for Importing Transportation Means and Accessories	180,545
867	Abyat Almutawasset for Importing Building Materials, Sanitary Ware, and Accessories	178,640
868	Alamwaj Alhaditha for Importing Building Materials, Sanitary Ware, and Accessories	177,045
869	Eamar for Iron Industries and Corrugated Sheets	176,350
870	Alqus Alalamia for Importing Transportation Means, Accessories, Oils, and Lubricants	175,543

871	Hadeed Albenaa Almutatawer for Importing Building Materials and Sanitary Ware	175,000
872	Aljaraba for Importing Cleaning Materials and Cosmetics	173,565
873	Sumatra for Importing Cleaning Materials, Cosmetics, Perfumes, and Fragrances	172,147
874	Almajmoua Alfaniya Alhaditha for Programming and Maintaining Control Rooms and Machines (Limited)	171,680
875	Almanakh Alsharqi for Importing Foodstuffs	171,465
876	Alwakeel Alalami Alawwal for Importing Medicines, Mother and Child Supplies, and Medical Equipment	171,186
877	Aldiyar Alarabiya for Importing Building Materials, Sanitary Ware, and Accessories	170,201
878	Ben Faraj for Importing Tires and Batteries (Limited)	168,945
879	Aljood Alalamia Alhaditha for Importing Foodstuffs, Livestock, and Meat	168,100
880	Tabket for Importing Electrical and Household Materials	167,388
881	Anwar Almostaqbal Alalamia for Importing Electrical and Non-Electrical Devices and Spare Parts	167,000
882	Alamtiaz Alakhir for Importing Foodstuffs	166,634
883	Alalama Alawla for Importing Medical Equipment, Medicines, Preparations, and Mother and Child Supplies	165,926
884	Alyaqout Alsafi for Importing Heavy Machinery, Equipment, Supplies, Spare Parts, and Factory Equipment	165,282
885	Alrahmani for Clinker Grinding and Cement Manufacturing	165,000
886	Alhadaf for Paper Industries	164,900
887	Aljihad for Importing Electrical and Non-Electrical Devices and Spare Parts	164,802
888	Albatnan for Importing Veterinary Medicines	164,694
889	Manar Alghad for Importing Foodstuffs	162,680
890	Alfahd Alostori for Importing Foodstuffs, Livestock, and Meat	161,300
891	Etihad Alazyah for Importing Clothing, Manufactured Goods, and Leather Hardware	160,950
892	Zliten for Iron Industries	157,400
893	Najmat Biladi for Manufacturing Aluminum, PVC, and Accessories	155,508
894	Sadeem aldwaliya for Importing Foodstuffs, Livestock, and Meat	154,964
895	Thahab Ozer for Importing Foodstuffs, Livestock, and Meat	154,883
896	Yashfeen for Importing Medical Equipment, Medicines, Medical Supplies, and Mother and Child Essentials	153,585
897	Danube for Importing Medicines, Medical Supplies, and Mother and Child Essentials	153,500
898	Almathaq Alakher for Importing Foodstuffs, Fruits, and Vegetables	152,567
899	Alshoroq Alalamia Alola for Importing Foodstuffs, Livestock, and Meat	151,265
900	Alsorour for Manufacturing PVC and Aluminum	150,688

901	Aldeqah Alamina for Importing Transportation Means and Accessories	148,909
902	Alwaha Aljadeeda for Importing Foodstuffs	148,506
903	Ain Dawara for Importing Foodstuffs	146,196
904	Yashfeen aldwaliya for Importing Medicines and Veterinary Serums	146,100
905	Alkanar for Importing Transportation Means and Accessories	145,252
906	Buhayrat Alsaraya for Importing Heavy Machinery, Equipment, Supplies, Spare Parts, and Factory Equipment	145,213
907	Alkenz Altebia for Importing Medicines and Medical Equipment	144,680
908	Alhijaz aldwaliya for Importing Foodstuffs, Livestock, and Meat	144,021
909	Alkaram for Importing Foodstuffs	141,990
910	Benghazi for Energy Solutions	140,071
911	Alharam for Manufacturing Paints and Plastic and Metal Packaging	139,500
912	Jabal Alkouf for Importing Cars and Spare Parts, affiliated with Akakus Company	139,490
913	Alakeel for Importing Foodstuffs	139,291
914	Marai Aljibal for Importing Foodstuffs	138,600
915	Yamamat Alsharq for Importing Foodstuffs	136,700
916	Majmouat Alertiqaa Almotahida for Importing Transportation Means and Accessories	136,624
917	Azdu for Importing Medical Equipment, Medicines, Medical Supplies, and Mother and Child Essentials	134,755
918	Zad Alwataniya for Food Industries	132,600
919	Zad Alaseel for Importing Foodstuffs	130,564
920	Alyaqeen Almomayaz for Importing Foodstuffs, Livestock, and Meat	130,532
921	Altanmeya for Importing Oil Equipment and Devices	129,828
922	Dar Alsaboon for Manufacturing Cleaning Materials	127,663
923	Libya Baytna for Importing Construction Materials, Sanitary Ware, and Accessories	127,136
924	Almoqtadir Alalamia for Importing Foodstuffs, Livestock, and Meat	126,796
925	First for Importing Electrical and Non-Electrical Equipment, Spare Parts, and Electronics	122,011
926	Alalamia for Marble Manufacturing	121,663
927	Alsaraya for Manufacturing Aluminum Doors and Windows	119,841
928	Alrasikha for Importing Construction Materials, Sanitary Ware, and Accessories	118,528
929	Wahat Rabiana aldwaliya for Importing Foodstuffs	117,515
930	Jibal Kordofan for Importing Foodstuffs, Livestock, and Meat	115,900
931	Alkafi for Importing Medicines, Medical Equipment, and Mother and Child Essentials	114,093
932	Jawharat Qirji for Importing Foodstuffs, Livestock, and Meat	112,700
933	Alikhwah Almutahidoon for Importing Household Goods, Electrical Equipment, and Supplies	112,651
934	Akakus Aljanoub for Importing Electronic Devices	112,645

935	Alburaq aldwaliya for Importing Transportation Means, Oils, and Accessories	111,774
936	Alahramat for Marble Manufacturing	110,983
937	Alisraa Alhaditha for Importing Foodstuffs, Livestock, and Meat	109,367
938	Alittihad Alarabi for Manufacturing Aluminum Doors and Windows	109,000
939	Alrabee for Manufacturing Diapers, Health Care Supplies, and Detergents	109,000
940	Alimtiiaz Alhadith for Importing Construction Materials, Sanitary Ware, and Accessories	108,345
941	Aljahd Almathmer for PVC Manufacturing	108,275
942	Alistibraq Althahabi for Importing Raw Materials	106,151
943	Alaajnihat Almutaliqa for Importing Electrical Devices	104,518
944	Almas Aljadeed for Importing Foodstuffs, Meat, and Livestock	102,349
945	Alsahil for Paper Manufacturing	102,345
946	Naam Alghad for Importing Clothing, Textiles, and Leather Goods	102,153
947	Alrawee for Dairy Manufacturing	101,000
948	Alyamen for Importing Electrical Equipment, Supplies, and Spare Parts	100,740
949	Alraqi Alawal for Importing Furniture	100,500
950	Alikhaa Allibi Alawal for Importing Foodstuffs, Livestock, and Meat	100,100
951	Crotchi for Manufacturing Aluminum and PVC	100,000
952	Alasala Alraea for Importing Furniture	100,000
953	Alshahin Alabyad for Importing Construction Materials	99,967
954	Almudee for Importing Household and Electrical Items	98,960
955	Alamta for Importing Leather Goods and Clothing	98,824
956	Tarsin Aloula for Importing Furniture	97,732
957	Tameer Almobani for Importing Construction Materials, Sanitary Ware, and Accessories	95,707
958	Afaaq Altaṭweer for Manufacturing Aluminum and PVC	95,282
959	Khazafia for Importing Construction and Sanitary Materials	94,750
960	Jouad Alnaeem for Importing Foodstuffs	93,856
961	Lamat Alikhwah for Importing Foodstuffs	93,541
962	Alfusool Alzahia for Importing Foodstuffs Limited	92,893
963	Alkhaleej for Manufacturing Insulated Panels	92,200
964	Asas Alalamia for Importing Decoration Materials, Hardware, and Cleaning Supplies	90,051
965	Almokhtar for Manufacturing Sweets and Foodstuffs	89,816
966	Bayt Alsalam Alhadith for Importing Electrical and Electronic Devices and Household Goods	88,260
967	Almustaqbal Almudee for Mother and Child Essentials	87,593
968	Dunia Alsihha for Importing Medicines, Medical Supplies, and Mother and Child Essentials	87,235

969	Jibal Alsafwa for Importing Construction Materials, Sanitary Ware, and Accessories	86,913
970	Alsalama Almahaniya for Importing Occupational Safety Equipment, Road and Environmental	85,523
971	Amriya Alasna for Importing Medicines, Equipment, Medical Supplies, and Mother and Child Essentials	85,523
972	Almujadad for Importing Home and Office Furniture	84,851
973	Wahiba and Partners for Importing Foodstuffs, Livestock, and Meat	84,506
974	Alsahari Aljadeeda for Iron Industries	82,738
975	Roubia for Importing Medical Equipment and Supplies	82,621
976	Alkawader for Importing Construction and Sanitary Materials, affiliated with Albustan Holding	81,342
977	Alfikra Alhaditha for Importing Foodstuffs	80,759
978	Almajdoob for Manufacturing Car Exhaust Parts	80,290
979	Aswad Tubaktis for Importing Foodstuffs	79,801
980	Aslak for Importing Electrical and Non-Electrical Devices, Household Goods, and Spare Parts	79,668
981	Shorouq Misrata for Manufacturing Metal Structures and Mobile Homes	78,685
982	Aljawhara Altijaria Aljadeeda for Importing Foodstuffs	76,982
983	Altaqadum Alwatani for Importing Construction and Sanitary Materials	75,465
984	Qitaf Almasia for Iron Industries	75,115
985	Alrawee for Importing Agricultural Machinery, Equipment, and Spare Parts	75,006
986	Beta Polymer for Chemical Industries	74,316
987	Alqala for Manufacturing Soap and Cleaning Materials	74,256
988	Wad for Importing Diapers and Tissue Products	73,072
989	Bawabat Aljabal for Importing Foodstuffs, Livestock, and Meat	72,883
990	Almanhal for Importing Medicines, Medical Supplies, and Mother and Child Essentials	72,870
991	Alimtiiaz Almarkazia for Animal Feed Manufacturing	70,000
992	Altasahil for Importing Medical Equipment, Medicines, and Mother and Child Essentials	69,638
993	Miyah Alnaj for Mineral Water	69,089
994	Safeenat Alghithaa for Importing Foodstuffs	68,400
995	Alhawafir Althahabiya for Importing Agricultural Machinery and Spare Parts	67,955
996	Alnasajoon Alibioon for Carpet Manufacturing	67,470
997	Alanam for Importing Veterinary Medicines, Equipment, and Supplies	66,537
998	Almaism for Importing Cars and Spare Parts	64,452
999	Alwan Almutawasit for Importing Construction and Sanitary Materials	63,755
1000	Saraya Roumisa for Importing Cars and Spare Parts	63,691
1001	Almotawakel for Manufacturing Aluminum and PVC Doors and Windows	61,903
1002	Alnajma Aloula for Importing Hospitality Equipment	60,750
1003	Siraj Alamtal for Importing Transportation Means and Accessories	60,526

1004	Alghosn Alfidi for Importing Foodstuffs	59,459
1005	Alnujoum Allibiya for Importing Foodstuffs	59,458
1006	Alharis aldwaliya for Importing Carpets and Furnishings	58,887
1007	Alwadi Aldaem for Manufacturing Aluminum, PVC, and Accessories	58,695
1008	Altabia for Food Industries	58,404
1009	Mas for Plastic Industries	58,400
1010	Alwifak for Importing Transportation Means and Accessories	58,301
1011	Alibda Alhur for Importing Clothes, Textiles, and Leather Products	57,096
1012	Bab Aleasema for Importing Building Materials, Sanitary Materials, and Accessories	54,900
1013	Saba for Importing Foodstuffs	53,870
1014	Albustan Alghidaey for Importing Foodstuffs LLC	53,172
1015	Alrifaqa for Importing Building Materials and Sanitary Materials	53,079
1016	Qimat Aljabal for Importing Perfumes, Beauty, and Cosmetic Products	52,832
1017	Hadaeq Jannat for Importing Agricultural Machinery, Equipment, and Spare Parts	52,650
1018	Almanar for Food Industries	52,420
1019	Almaharekat Alibiya for Importing Cars and Spare Parts	51,678
1020	Mudhila Majmout for Importing Beauty Products, Perfumes, and Hardware	50,915
1021	Rukn Alibda for Food Industries	49,600
1022	Almouases Alraqi for Iron Industries	49,500
1023	Alalamia Almutatawira for Importing Foodstuffs	48,392
1024	Almujmoa Almutamiza Alhaditha for Importing Foodstuffs, Livestock, and Meat	47,500
1025	Aldelta Aldawliya for Importing Household and Electrical Appliances	45,658
1026	Almasdar Alamin for Importing Transportation Means and Accessories	45,631
1027	Zain Aljawaher for Importing Foodstuffs	45,195
1028	Alimtiaz Aldawliya for Plastic and Paper Industries	44,460
1029	Almuwada Majmout for Importing Beauty Products, Hardware, and Cleaning Materials	43,100
1030	Alnaher for Importing Agricultural Equipment and Supplies	41,729
1031	Alhaya Almutakera Almutaza for Importing Electrical and Home Appliances	41,505
1032	Qasr Almenara for Importing Furniture	40,865
1033	Alameera Factory for Food Industries	40,320
1034	Mawasim Alkhair Alkubra for Importing Agricultural Machinery, Equipment, and Spare Parts	37,800
1035	Jabal Lubnan for Importing Cleaning Materials	35,456
1036	Alrayan Aldawliya Alawla for Importing Building Materials	34,200
1037	Abufaris and Partners for Iron Industries	31,960

1038	Alshihabi for Importing Foodstuffs, Livestock, and Meat	31,500
1039	Almukhtar for Insurance	29,600
1040	Alinma Alzeraai for Importing Agricultural Machinery, Equipment, and Spare Parts	29,035
1041	Alreef Alibi for Importing Agricultural Machinery, Equipment, and Spare Parts	27,572
1042	Alrubian for Salt Industries	27,254
1043	Altelal for Paper and Printing Supplies Manufacturing	25,630
1044	Tripolis for Insurance and Reinsurance Brokerage Services	24,639
1045	Zad Albayt for Importing Foodstuffs	24,324
1046	Alraha for Importing Foodstuffs, Livestock, and Meat	18,597
1047	Altadawul for Financial and Electronic Brokerage	4,292

Accepted Coverage Requests
According to Goods or Services - Private Sector
During (01/01 - 28/02/2025)

"Descending order"

Order.	Goods or Services	Value in USD
1	Miscellaneous Food Commodities	735,639,008
2	Production and Operation Supplies	623,789,101
3	Building Materials and Construction Supplies	239,551,944
4	Feeds	177,124,032
5	Transportation, tires, batteries and spare parts	154,120,694
6	Live and frozen meat	135,776,703
7	Machinery and Equipment	118,595,196
8	Electronic Equipment	98,909,408
9	Essential Commodity Production Requirements	86,789,674
10	Agricultural supplies and materials	69,004,446
11	Human Medicines	66,270,802
12	Household and Household Electrical	49,922,220
13	Cleaning Materials	44,123,757
14	Milk	29,193,902
15	Milk, diapers and baby food	27,166,382
16	Medical Materials and Supplies	21,575,352
17	ICT Services	19,463,636
18	Airlines Transfers	19,021,661
19	Cheeses	16,546,036
20	Clothing and Shoes	8,251,841
21	Stationery	7,809,715
22	Burniq Air requests	7,306,035
23	Tobacco of all kinds	6,780,000

24	Miscellaneous	6,724,917
25	Furniture	6,460,817
26	Fruits and Vegetables	6,193,487
27	Various navigational services	5,782,009
28	Hygienic materials	4,831,210
29	Special requests for Libyan Wings Company	3,475,757
30	Butter	2,836,353
31	Carpets and Textiles	1,333,693
32	Fish and Marines	1,108,531
33	MedSky Airways Company requests	664,251
34	Other Goods	557,489
35	Veterinary Medicines	377,331
36	Insurance Companies Transfers	54,239
37	Training Courses Transfers	41,135

Accepted Coverage Requests
According to Country of Origin - Private Sector
During (01/01 - 28/02/2025)

"Descending order"

Order.	Country of origins	Value in USD
1	Türkiye	698,514,813
2	Egypt	445,072,022
3	China	266,781,993
4	Russian Federation	179,344,531
5	Brazil	162,439,994
6	Italy	104,229,080
7	Ukraine	83,287,804
8	India	82,259,385
9	Tunisia	73,379,598
10	Thailand	72,453,518
11	Romania	58,800,978
12	Germany	50,164,793
13	United States	42,115,014
14	France	37,814,030
15	United Arab Emirates	36,299,146
16	Netherlands	33,768,112
17	Ireland	32,382,286
18	Argentina	30,866,834
19	Spain	27,937,250
20	Saudi Arabia	27,551,570
21	Belgium	27,023,577

22	New Zealand	20,645,880
23	Indonesia	18,631,107
24	Viet Nam	17,045,087
25	Sri Lanka	15,958,861
26	Jordan	13,090,875
27	Japan	12,957,813
28	Poland	11,784,342
29	South Korea	11,564,696
30	United Kingdom	9,660,881
31	Serbia	8,935,264
32	Sweden	8,267,489
33	Ecuador	7,105,964
34	Morocco	6,905,071
35	Canada	6,585,375
36	Algeria	6,184,306
37	Slovenia	5,754,821
38	Switzerland	5,354,518
39	Iraq	4,606,000
40	Greece	4,471,118
41	Austria	4,133,455
42	Malta	2,613,835
43	Portugal	2,417,983
44	Cambodia	2,300,323
45	Colombia	1,971,060
46	Oman	1,688,785
47	Mexico	1,652,163
48	Bulgaria	1,529,850

49	Gabon	1,361,806
50	Taiwan	1,320,754
51	Finland	1,107,015
52	Malaysia	1,043,088
53	Bahrain	1,005,266
54	Norway	976,080
55	Costa Rica	944,121
56	Denmark	921,733
57	Lithuania	827,337
58	Australia	818,587
59	Lebanon	814,296
60	Pakistan	756,585
61	Hungary	747,640
62	Slovakia	578,031
63	Singapore	526,537
64	Sant Marino	416,260
65	Bangladesh	413,751
66	Namibia	344,819
67	Qatar	250,000
68	Nigeria	235,480
69	Kenya	190,691
70	Europe	171,465
71	Yemen	167,300
72	Bosnia and Herzegovina	153,585
73	Kuwait	152,240
74	Czech Republic	145,213
75	Monaco	141,720

76	Turkmenistan	139,490
77	Kazakhstan	110,000
78	Cyprus	87,235
79	Hong Kong S.A.R.	1,389

Accepted Coverage Requests
According to Beneficiary Country - Private Sectors
During (01/01 - 28/02/2025)

"Descending order"

Order.	Beneficiary Country	Value in USD
1	Türkiye	619,509,937
2	United Arab Emirates	586,359,317
3	Egypt	459,328,785
4	Switzerland	174,756,560
5	China	113,147,186
6	United Kingdom	110,617,901
7	Italy	91,319,892
8	Tunisia	88,132,167
9	Thailand	47,988,198
10	Slovakia	40,403,515
11	Netherlands	36,640,582
12	Austria	34,040,472
13	France	32,217,623
14	Japan	28,790,422
15	Spain	27,935,393
16	Singapore	23,199,425
17	Germany	20,493,586
18	Indonesia	18,334,857
19	South Korea	17,857,961
20	Saudi Arabia	16,396,102
21	Jordan	14,849,553

22	Brazil	14,849,323
23	New Zealand	14,517,290
24	Sri Lanka	13,007,775
25	Oman	11,699,685
26	Belgium	11,210,834
27	Ireland	10,238,054
28	Ukraine	9,987,948
29	Morocco	8,929,361
30	Hong Kong S.A.R.	8,414,638
31	Canada	8,302,069
32	Malta	7,467,442
33	United States	7,370,474
34	Sweden	6,615,989
35	India	6,599,969
36	Australia	6,527,360
37	Greece	6,353,113
38	Slovenia	6,186,607
39	Algeria	4,977,181
40	Russian Federation	3,570,000
41	Mauritius	3,224,297
42	Denmark	2,899,189
43	Ecuador	2,787,072
44	Poland	2,269,775
45	Portugal	2,253,181
46	Hungary	1,958,433
47	North Korea	1,925,520
48	Botswana	1,651,500

49	Romania	1,574,851
50	Viet Nam	1,433,300
51	Luxembourg	1,249,848
52	Georgia	1,207,125
53	Finland	1,107,015
54	Bahrain	1,005,266
55	Bulgaria	965,360
56	Cyprus	885,014
57	Lebanon	854,671
58	Serbia	805,264
59	Pakistan	756,585
60	Liechtenstein	627,501
61	Malaysia	581,616
62	Argentina	359,424
63	Taiwan	252,636
64	Qatar	250,000
65	Nigeria	235,480
66	Colombia	187,488
67	Kenya	176,463
68	Bosnia and Herzegovina	153,585
69	Kuwait	152,240
70	Monaco	141,720
71	Lithuania	72,160
72	Sierra Leone	24,639

Accepted Coverage Requests
List of all entities - Public Sector
During (01/01 - 28/02/2025)

"Descending order"

Order.	Entity Name	Value in USD
1	Libyan Iron and Steel Company	56,777,597
2	Administrative Centres Development Authority	20,910,817
3	Almadar Aljadid Company	13,501,863
4	National Development Agency	13,154,980
5	The National Council Control Authority	9,704,797
6	Libyana Mobile Phone Company	4,547,059
7	Afriqiyah Airways	4,301,410
8	Al Ahlia Cement Company J.S.C	1,896,423
9	Libya Insurance Company	1,884,594
10	Libyan International Telecommunications Company	1,721,433
11	Aletihad Alarabee Contracting Company J.S.C	1,552,288
12	Libya Telecom and Technology Company J.S.C	1,134,260
13	Requests for Transportation Projects Board	1,105,340
14	Libyan Airlines	585,216
15	Al-Moalej Al-Hakim Medical Services Company	557,960
16	Housing and Utilities Projects Implementation Authority	436,291
17	Misurata Free Zone	389,800
18	Libyan Post Telecommunications & Information Technology Company	300,000
19	Atheqaa Company for Telecom and Data	148,580
20	Libyan Federation of Insurance Companies	64,961
21	Libyan Ports Company	56,064
22	National Agricultural Aviation Authority	51,370
23	National Trailers Company J.S.C	50,309
24	Hatef Libya Company	42,999
25	Libyan Project Management Company with the private sector	40,500
26	Libyan Ground Services Company	15,552

Accepted Coverage Requests
According to Goods or Services - Public Sector
During (01/01 - 28/02/2025)
"Descending order"

Order.	Goods or Services	Value in USD
1	Libyan Iron and Steel Company Requirements	56,249,993
2	Transportation, Tires, Supplies and Spare Parts	20,814,347
3	Machinery and Equipment	13,458,363
4	Communications and IT Services	9,778,618
5	Human Medicines	9,704,797
6	Almadar Aljadid Company	9,643,556
7	Airline Transfers	4,777,920
8	Production and Operation Requirements	2,130,201
9	Libya Insurance Company Transfers	1,949,555
10	Al Ahlia Cement Company J.S.C	1,896,423
11	Essential Commodity Production Requirements	1,105,340
12	Libya Telecom and Technology Company	1,083,154
13	Libyana Mobile Phone Company Requests	837,197
14	Goods for Public Services	515,040
15	Housing Projects Authority Requests	436,291
16	Port Operating Requirements	234,257
17	Libyan Airlines Requirements	123,434
18	Libyan Ports Company	52,412
19	Hatef Libya Company Operating Supplies	42,999
20	Medical Treatment Transfers	42,920
21	Miscellaneous	40,500

22	Training Course Transfers	10,670
23	Port Operation and Maintenance Requirements	3,652
24	Airports Authority	824

Accepted Coverage Requests
According to Country of Origin - Public Sector
During (01/01 - 28/02/2025)

"Descending order"

Order.	Country of origin	Value in USD
1	Brazil	51,314,657
2	Thailand	20,607,434
3	China	18,492,847
4	Sweden	7,183,983
5	Austria	6,008,800
6	India	5,891,046
7	Spain	3,705,953
8	Germany	3,619,040
9	Italy	2,610,310
10	France	2,516,396
11	Argentina	2,048,068
12	Hong Kong S.A.R.	1,646,648
13	Türkiye	1,603,299
14	United Arab Emirates	1,164,941
15	Bahrain	1,105,340
16	Jordan	982,670
17	Tunisia	915,763
18	Ireland	662,121
19	United States	546,965
20	United Kingdom	495,019

21	Egypt	492,248
22	Saudi Arabia	465,979
23	Portugal	287,543
24	Greece	169,480
25	Malta	129,306
26	Bulgaria	71,153
27	Lithuania	68,136
28	Canada	51,370
29	Mauritius	40,436
30	Switzerland	23,606
31	Netherlands	11,906

Accepted Coverage Requests
According to Beneficiary Country - Public Sector
During (01/01 - 28/02/2025)

"Descending order"

Order.	Beneficiary Country	Value in USD
1	Brazil	25,802,469
2	Switzerland	25,535,794
3	Qatar	20,607,434
4	China	16,596,424
5	Jordan	14,137,650
6	Italy	5,330,279
7	Spain	3,705,953
8	Germany	3,464,343
9	Tunisia	2,812,186
10	United Arab Emirates	2,717,229
11	France	2,664,976
12	Argentina	2,048,068
13	Hong Kong S.A.R.	1,646,648
14	Türkiye	1,603,299
15	India	1,495,048
16	Bahrain	1,105,340
17	United Kingdom	1,008,560
18	Sweden	583,944
19	Egypt	492,248
20	Saudi Arabia	465,979

21	Portugal	287,543
22	Greece	169,480
23	Netherlands	166,603
24	Malta	129,306
25	Austria	123,741
26	Bulgaria	71,153
27	Lithuania	68,136
28	Canada	51,370
29	Mauritania	40,436
30	United States	824

Accepted Coverage Requests
Foreign Transfers - Salaries
During (01/01 - 28/02/2025)
"Descending order"

Order.	Entity	Value in USD
1	Egypt Air Company	5,423,844
2	Al Andalus Bank Company	4,000,000
3	Turkish Airlines Air Transport Company	2,745,603
4	Sahara Bank	2,605,162
5	Mediterranean Bank	755,000
6	Wahda Bank	230,000
7	Daman Islamic Bank	212,000
8	Alaman Bank for Trade and Investment	180,693
9	Islamic Finance Bank	147,000
10	(10) Salary transfers for foreigners	132,634

According to Beneficiary Country - Foreign Transfers (Salaries)

"Descending order"

Order.	Beneficiary Country	Value in USD
1	Egypt	5,448,044
2	United States	4,000,000
3	Türkiye	2,745,603
4	Lebanon	1,624,655
5	United Kingdom	755,000
6	Switzerland	750,000
7	United Arab Emirates	521,869
8	Tunisia	230,000
9	France	180,693
10	Ukraine	61,000
11	Belgium	46,438
12	Philippines	30,335
13	India	13,500
14	Poland	7,585
15	Bangladesh	6,785
16	Germany	5,429
17	Jordan	5,000