

# Central Bank of Libya

## Commercial Banks' Uses of Foreign Exchange

During (1/1 - to 31/05/2025)



Research and Statistics Department



## Foreign Exchange Expenditures' Movement Analysis

From 1/1 – to 31 /05/2025

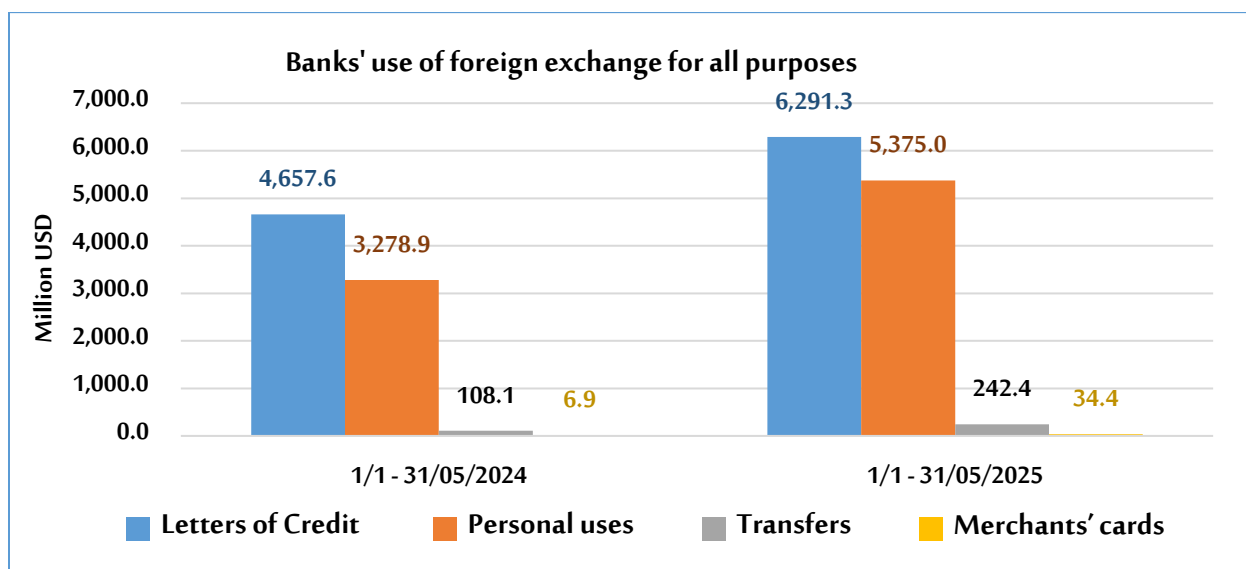
The total uses of foreign exchange by banks from 1/1 – to 31/05/2025 amounted to about \$11,943,105,513 compared to \$8,051,445,945 during the same period of 2024, which is an increase of about \$3,891,659,568, with a rate of 48.3%.

The letters of credit accounted for 52.7% of total bank uses of foreign exchange, personal purposes accounted for 45.0% of total bank uses of foreign exchange, while transfers accounted for only 2.3% of total uses.

### The actual banks' uses of foreign exchange for all purposes

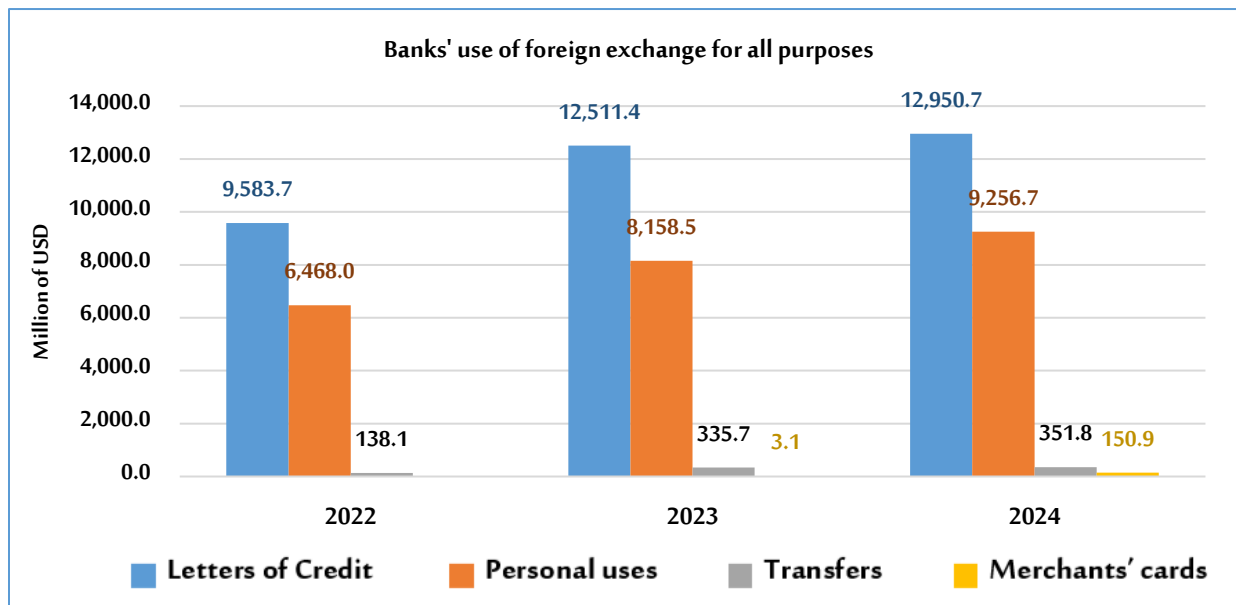
" in USD "

Item	From 1/1 to 31/05 of 2024	From 1/1 to 31/05 of 2025	Change in value	Percentage change
Letters of Credit	4,657,554,123	6,291,347,476	1,633,793,353	% 35.1
Transfers	108,075,622	242,429,102	134,353,480	% 124.3
Personal uses	3,278,891,200	5,374,978,360	2,096,087,160	% 63.9
Merchants' cards	6,925,000	34,350,576	27,425,576	% 396.0
<b>Total</b>	<b>8,051,445,945</b>	<b>11,943,105,513</b>	<b>3,891,659,568</b>	<b>% 48.3</b>





The following chart shows the banks' actual uses of foreign currency during the last three years (2022-2024):



#### Amounts sold to banks in foreign exchange for all purposes:

According to the table below, which illustrates the values sold of foreign exchange by banks, it is clear that [Aman Bank for Trade and Investment](#) was the most bank purchased foreign exchange from 1/1 – to 31/05/2025 with a market share of 19.6%, as the total amounts of foreign exchange purchased was about \$2,341,417,556, followed by [National Commercial Bank](#) with a market share of 14.2%, as the total amounts of foreign exchange purchased was about \$1,696,682,092, then [Jumhouria Bank](#) was in the third place with a value of \$1,169,136,456. Then [Wahda Bank](#) was ranked in fourth place with a value of \$850,731,358, then [United Bank for Trade and Commerce](#) was in fifth place with a value of \$775,237,562. Then [Nuran Bank](#) was ranked in sixth place with a value of \$730,384,060. The following banks come in terms of relative importance in order: [North African Bank](#), [Assaray Trade and Investment Bank](#), [Libyan Islamic Bank](#), [Bank of Commerce and Development](#), [Sahara Bank](#), and [Andalus Bank](#), as shown in the table below, which also contains the order in which banks were in the same period of 2024.



### Ranking of banks according to the total amounts sold of foreign exchange.

Bank	From 1/1 to 31/05 of 2024			From 1/1 to 31/05 of 2025		
	Order	Value in USD	Market Share	Order	Value in USD	Market Share
Aman Bank for Trade and Investment	2	1,053,861,178	13.1%	1	2,341,417,556	19.6%
National Commercial Bank	1	1,335,338,372	16.6%	2	1,696,682,092	14.2%
Jumhouria Bank	3	1,043,533,023	13.0%	3	1,169,136,456	9.8%
Wahda Bank	4	736,769,468	9.2%	4	850,731,358	7.1%
United Bank for Commerce and Investment	6	537,354,661	6.7%	5	775,237,562	6.5%
Nuran Bank	5	710,301,621	8.8%	6	730,384,060	6.1%
North African Bank	11	294,597,679	3.7%	7	614,171,180	5.1%
Assaray Trade and Investment Bank	13	197,010,222	2.4%	8	575,829,607	4.8%
Libyan Islamic Bank	7	494,230,162	6.1%	9	521,916,530	4.4%
Bank of Commerce and Development	8	430,477,950	5.3%	10	512,475,099	4.3%
Sahara Bank	9	399,589,933	5.0%	11	419,567,575	3.5%
Andalus Bank	10	328,476,292	4.1%	12	337,894,536	2.8%
Yaqeen Bank	20	-1,561,962	0.0%	13	324,203,668	2.7%
Libyan Foreign Bank	17	24,178,203	0.3%	14	319,944,490	2.7%
First Gulf Libyan Bank	12	239,334,549	3.0%	15	251,884,724	2.1%
Tadhamon Bank	15	71,966,357	0.9%	16	130,666,932	1.1%
Mediterranean Bank	16	49,414,944	0.6%	17	124,257,815	1.0%
Alwaha Bank	14	90,255,395	1.1%	18	102,754,606	0.9%
Arab Investment Islamic Bank	19	0	0.0%	19	64,843,577	0.5%
National Union Bank	-	0	0.0%	20	63,574,977	0.53%
Alwafa Bank	18	16,317,900	0.2%	21	15,531,115	0.1%
<b>Total</b>	<b>-</b>	<b>8,051,445,945</b>	<b>100.0%</b>	<b>-</b>	<b>11,943,105,513</b>	<b>100.0%</b>



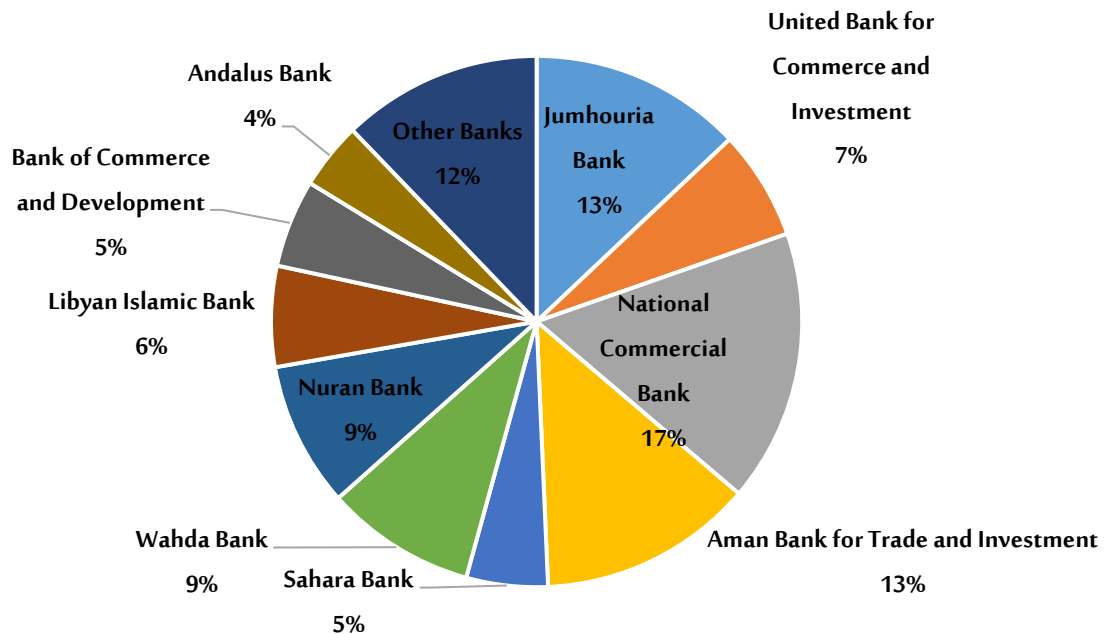
Order	Bank	Letters of Credit		Miscellaneous Transfers		Personal Purposes		Merchants' cards	
		From 1/1 to 31/05 of 2024	From 1/1 to 31/05 of 2025	From 1/1 to 31/05 of 2024	From 1/1 to 31/05 of 2025	From 1/1 to 31/05 of 2024	From 1/1 to 31/05 of 2025	From 1/1 to 31/05 of 2024	From 1/1 to 31/05 of 2025
-1	Aman Bank for Trade and Investment	310,385,078	667,805,988	842,200	1,462,567	738,633,900	1,655,107,000	4,000,000	17,042,000
-2	National Commercial Bank	898,513,550	986,539,721	2,292,122	145,171	432,932,700	707,047,200	1,600,000	2,950,000
-3	Jumhouria Bank	631,985,626	696,830,078	3,761,897	1,118,777	407,785,500	471,187,600	0	0
-4	Wahda Bank	371,208,405	361,401,330	273,163	114,124,228	365,287,900	375,205,800	0	0
-5	United Bank for Commerce and Investment	255,734,161	346,511,362	0	0	281,620,500	427,176,200	0	1,550,000
-6	Nuran Bank	547,956,880	472,063,084	11,871,841	1,093,150	149,147,900	250,395,750	1,325,000	6,832,076
-7	North African Bank	132,409,082	374,971,498	11,840,497	9,878,982	150,348,100	227,240,700	0	2,080,000
-8	Assaray Trade and Investment Bank	150,391,558	519,263,823	9,364	4,381,384	46,609,300	50,689,400	0	1,495,000
-9	Libyan Islamic Bank	312,673,768	325,688,017	7,576,294	1,035,403	173,980,100	194,593,110	0	600,000
-10	Bank of Commerce and Development	166,241,843	118,950,558	20,344,707	25,737,141	243,891,400	367,544,400	0	243,000
-11	Sahara Bank	229,786,415	201,926,582	4,962,718	11,916,293	164,840,800	205,724,700	0	0
-12	Andalus Bank	271,492,860	243,120,036	13,607,332	4,000,000	43,376,100	90,774,500	0	0
-13	Yaqeen Bank	-1,561,962	171,099,837	0	1,854,532	0	150,590,800	0	658,500
-14	Libyan Foreign Bank	10,262,550	265,103,067	13,314,153	54,841,422	601,500	0	0	0
-15	First Gulf Libyan Bank	222,997,836	242,857,837	15,409,513	8,555,487	927,200	471,400	0	0
-16	Tadhamon Bank	65,637,657	85,477,632	0	0	6,328,700	45,189,300	0	0
-17	Mediterranean Bank	37,705,544	47,127,315	14,000	755,000	11,695,400	75,475,500	0	900,000
-18	Alwaha Bank	34,759,274	30,965,406	1,955,821	0	53,540,300	71,789,200	0	0
-19	Arab Investment Islamic Bank	0	63,762,077	0	0	0	1,081,500	0	0
-20	National Union Bank	0	62,045,414	0	1,529,564	0	0	0	0
-21	Alwafa Bank	8,974,000	7,836,815	0	0	7,343,900	7,694,300	0	0
	<b>Total Grand</b>	<b>4,657,554,123</b>	<b>6,291,347,476</b>	<b>108,075,62</b>	<b>242,429,102</b>	<b>3,278,891,200</b>	<b>5,374,978,360</b>	<b>6,925,000</b>	<b>34,350,576</b>



## Amounts sold to banks in foreign exchange - According to purpose.

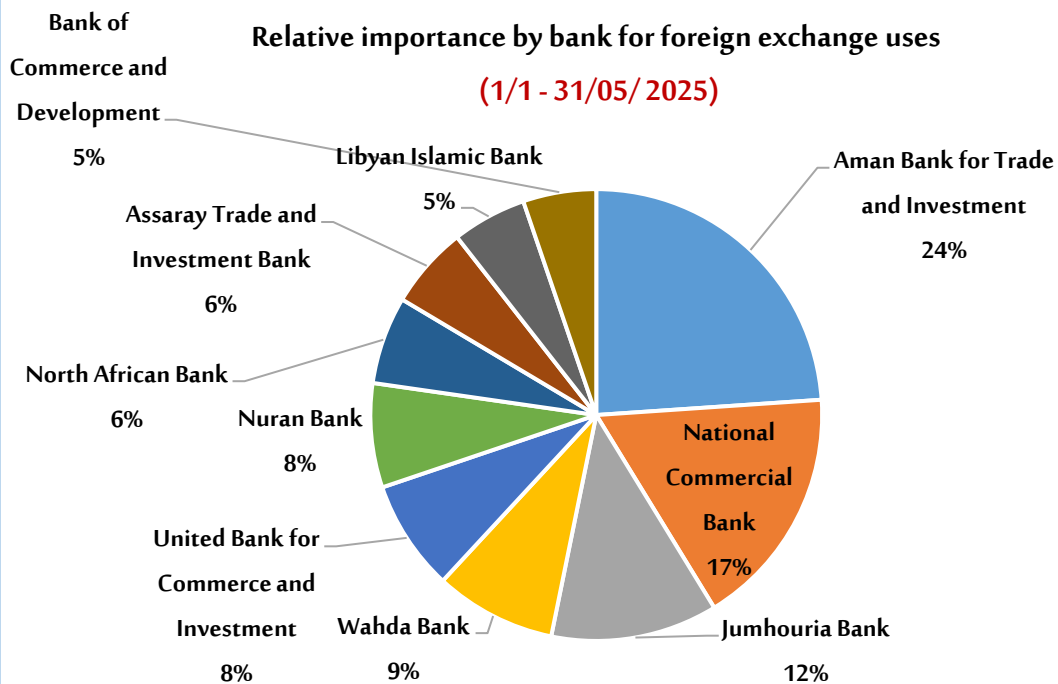
### Relative importance by bank for foreign exchange uses

(1/1 - 31/05/2024)



### Relative importance by bank for foreign exchange uses

(1/1 - 31/05/2025)





**Accepted banks' requests to cover Letters of Credit and transfers, except for personal purposes, from 1/1 – to 31/05/2025:**

The number of companies, factories, public entities, and other entities whose applications were approved to purchase foreign exchange from 1/1 – to 31/05/2025 has reached (1,654), with a number of total requests amounting to 6,117 applications. Most of these applications were made on purpose to cover letters of credit, which were 5,135 applications, 83.9% of the total applications, as shown in the following tables:

**Number of accepted applications for foreign exchange purchase - by sectors**

Sectors	Number of companies, factories, or entities
Private Sector	1,577
Public Sector	33
Miscellaneous Entities	44
<b>Total</b>	<b>1,654</b>

**Number of accepted applications for foreign exchange purchases by type of transfer**

Transfer type	Number of requests			Total	Relative Importance %
	Private Sector	Public Sector	Banking Sector		
Letters of Credit	5,027	101	7	5,135	83.9%
Airlines Transfers	614	25	8	647	10.6%
Commercial Transfers	54	88	6	148	2.4%
Other Transfers	18	60	41	119	1.9%
Insurance Transfers	8	24	0	32	0.5%
Salary Transfers	0	0	32	32	0.5%
Industrial Transfers	3	0	0	3	0.0%
Gold Import Transfer	1	0	0	1	0.0%
<b>Total</b>	<b>5,725</b>	<b>298</b>	<b>94</b>	<b>6,117</b>	<b>100.0%</b>



## 1. Private Sector

The number of private sector companies and factories reached (1,577) whose requests for foreign exchange from banks to cover Letters of credit and other transfers were approved during the period (1/1 - until 31/05/2025), where requests for the purchase of foreign exchange by the private sector for importing Miscellaneous Food Commodities and production and operational supplies, ranked first and second among the total purchase requests during this period, accounting for 23.6% and 22.9% respectively.

As for private sector companies, Al-Libya Al-Muttahida for Beverage Packaging ranked first, followed by Basmati Food Industries Company in second place.

The following tables show the foreign currency purchase requests for goods or services, as well as requests according to the top 100 companies during the period.

### Purchase orders for the top fifty goods or services - Private sector

#### During the period (1/1 – 31/05/2025)

"Descending order"

Order.	Company or factory	Value in USD	Relative Importance %
1	Miscellaneous Food Commodities	1,473,125,680	23.3%
2	Production and Operation Supplies	1,444,004,810	22.9%
3	Building Materials and Construction Supplies	505,405,222	8.0%
4	Machinery and Equipment	427,025,791	6.8%
5	Transportation, tires, batteries and spare parts	383,615,585	6.1%
6	Feeds	310,096,479	4.9%
7	Electronic Equipment	296,196,277	4.7%
8	Live and frozen meat	233,653,679	3.7%
9	Human Medicines	217,092,974	3.4%
10	Agricultural	151,247,608	2.4%
11	Essential Commodity Production Requirements	139,268,000	2.2%
12	Household and Household Electrical	122,199,884	1.9%
13	Milk, diapers and baby food	68,264,694	1.1%
14	Cleaning Materials	64,321,061	1.0%





15	Airlines Transfers	58,207,206	0.9%
16	Milk	48,952,606	0.8%
17	Cleaning Materials	40,322,621	0.6%
18	ICT Services	36,641,994	0.6%
19	Iron and steel factory operating requirements	32,190,686	0.5%
20	Medical	28,535,158	0.5%
21	Furniture	25,519,966	0.4%
22	Cheeses	25,398,716	0.4%
23	Tobacco of all kinds	23,448,000	0.4%
24	Clothing and Shoes	21,635,378	0.3%
25	Agricultural	18,387,147	0.3%
26	Burniq Air requests	16,698,261	0.3%
27	Miscellaneous	16,653,529	0.3%
28	Stationery	16,427,962	0.3%
29	Hygienic materials	13,682,762	0.2%
30	Fruits and Vegetables	13,184,651	0.2%
31	Various navigational services	12,402,537	0.2%
32	Butter	8,104,151	0.1%
33	Special requests for Libyan Wings Company	3,690,357	0.1%
34	Ghee	3,498,783	0.1%
35	Veterinary Medicines	2,500,270	0.04%
36	Fish and Marines	2,202,392	0.03%
37	Importing a Gold Commodity	1,984,995	0.03%
38	Insurance Companies Transfers	1,883,340	0.03%
39	Carpets and Textiles	1,773,625	0.03%
40	Other Goods	1,334,557	0.02%
41	MedSky Airways Company requests	664,251	0.01%
42	Oya Airways Company	632,020	0.01%
43	Libyan Air Transport Company	614,725	0.01%
44	Training Courses Transfers	41,135	0.00%
45	Insurance Companies Requests	29,600	0.00%
46	Flight Tickets	23,874	0.00%

**Purchase orders by the most important hundred companies - Private sector****During the period (1/1 – 31/05/2025)****"Descending order"**

<b>Order.</b>	<b>Company or Factory</b>	<b>Value in USD</b>
1	Allibya almutahida for Beverage Bottling	97,822,222
2	Basmati for Food Industries	76,820,064
3	Toyota Libya for Car Trading, Spare Parts, Import & Export	75,939,230
4	Almuheet for Oil Refining	75,110,000
5	Aljoda alalamia alola for Feed, Flour Mills and Food Industries	69,785,295
6	Solb Libya almutahida for Iron and Steel Industry	67,234,066
7	Wadi alkof for Mills, Feed and Rice Milling	64,328,123
8	Alnaseem for Food Industries	59,965,704
9	Aali Sidra for Building Materials Industry	59,831,014
10	Majmouet alemtiaz for Importing Various Means of Transport and Accessories	48,986,140
11	Alsharq alliby for Mills, Feed and Rice Milling	45,633,800
12	Aldeqah aldhahabia for Food Industries	45,094,730
13	Nabd alatlassy for Importing Foodstuffs, Livestock and Meat	44,973,190
14	Africa for Beverage Bottling	43,985,553
15	Aljibal for Feed Industry	43,726,642
16	Alshorouq alalami for Food Industries	40,900,795
17	Ghida alnile for Importing Foodstuffs, Vegetables, Fruits and Livestock	40,655,031
18	Aljade for Importing Foodstuffs	40,249,474
19	Aali alandalus for Food Industries	39,302,079
20	Almotahida alarabia for Cleaning Materials Industry	39,036,700
21	Albareqa albaida for Oil Services	37,974,000
22	Marmara alandalus for Importing Building and Sanitary Materials	36,769,044
23	Alzarkaa alduwalia for Food Industries	36,208,310
24	Alssad aljadeed for Feed Industry and Derivatives	34,043,437
25	Alwisam aldhahabi for Flour and Rice Milling Industry	33,841,016
26	Samaa allibya for Importing Foodstuffs, Livestock and Meat	32,655,780
27	Althamarat allibya for Importing Foodstuffs, Fruits and Meat	32,580,488



28	Droob Libya for Importing Means of Transport and Accessories	32,462,824
29	Almotakhases alhadith for Food Industries and Soft Drinks	32,247,950
30	Tajoura alhaya for Food Industries	28,991,986
31	Qartaj for Food Industries	28,129,359
32	Alfa for Importing Medicines, Equipment, Supplies, Medical Preparations, and Mother & Baby Products	27,754,917
33	Qurtoba for Mills and Feed	26,874,589
34	Rayan for Mills and Feed	26,873,071
35	Aldroob for Bitumen, Cutramin and Insulation Manufacturing	26,797,250
36	Jinan alkhair almumtaza for Building Materials Industry and Accessories	26,683,467
37	Altaawon for Feed Industry	25,534,500
38	Almarai alkhisba for Mills, Feed and Rice Milling	24,566,000
39	Alsndan almotalalq for Food Industries and Soft Drinks	24,007,241
40	Basmat aljoda for Importing Foodstuffs, Livestock and Meat	23,802,295
41	Majmouet alraedon for Building Materials Industry	23,544,185
42	Ghalia for Importing and Distributing Foodstuffs	23,408,401
43	Atlas alfaneya for Food Industries	23,333,257
44	Alnasya alittihadia for Importing Foodstuffs, Livestock and Meat	22,958,135
45	Tamar Hind for Importing Cars and Spare Parts	22,892,003
46	Fardas for Manufacturing Pasta and Couscous	22,664,412
47	SAS for Manufacturing Building Materials, Paints, Plastics and Raw Materials	22,468,390
48	Almedad for Importing Building Materials	21,649,349
49	Tripoli Alkobra for Manufacturing, Filling and Packaging Tomatoes and Foodstuffs	21,612,700
50	Alrafiq alamthal for Manufacturing Building Materials	21,601,335
51	Oya International Aviation, Limited Liability	21,388,271
52	Alhaj Anwar for Importing Foodstuffs, Livestock and Meat	21,237,672
53	Alsawahil aldhababiya for Importing Foodstuffs	20,969,597
54	Tariq alqara for Importing Foodstuffs	20,405,207
55	Albalsan for Manufacturing Medical Supplies	20,188,600
56	Albonyan for Metal Smelting and Rolling	19,990,270
57	Osoul altaqnia for Manufacturing Electronic and Electrical Devices	19,947,400
58	Libyan Group for Oil Services and Energy	19,581,000



59	Tayseer alduaiya for Importing Medical Equipment, Medicines, Medical Preparations, and Mother and Baby Supplies	19,310,009
60	Asarya aldhahabiya for Importing Foodstuffs	19,157,336
61	Panorama almutawasit for Mills and Feed, Limited	18,692,000
62	Atheel for Manufacturing Feed and Flour Mills	18,498,825
63	Judy for Food Industries	17,830,396
64	Alrayhan for Food Industries	17,497,878
65	Alsadd for Mills, Feed, and Pasta	17,099,500
66	Alayadi alnaqeya for Iron Industries	16,788,175
67	Barneq for Aviation	16,698,261
68	Delta alkhair for Food Industries	16,554,300
69	Almaysem for Importing Cars and Spare Parts	16,516,340
70	Tayba alalamia for Manufacturing Ceramic, Porcelain, Marble and Granite Adhesives	16,326,000
71	Alnafitha alsehihiya for Importing Medical Equipment and Supplies	16,277,054
72	Albadya alareqa for Manufacturing Building Materials	16,248,015
73	Adwaa Africa for Importing Foodstuffs, Livestock and Meat	16,223,815
74	Almathaq alttayeb for Importing Foodstuffs, Livestock and Meat	16,037,300
75	Almawsem for Food Industries and Rice Mills	15,998,600
76	Mojamat almawashi alhaya for Importing Foodstuffs, Livestock and Meat	15,970,400
77	Almesk alabyad for Importing Foodstuffs, Livestock and Meat	15,966,050
78	Albariq alawal for Manufacturing Building Materials, Refractory Bricks, Cement and Derivatives	15,898,000
79	Almajd alalamia for Manufacturing Detergents, Disinfectants and Descaling Agents	15,878,700
80	Alibda for Manufacturing Detergents, Soaps and Their Supplies	15,506,775
81	Almotawasit for Feed Industry	15,440,000
82	Mojamat almawra for Mills, Feed and Rice Mills	15,386,750
83	Diyar alsafwa for Cement Industries	15,337,585
84	Iwan alsharq for Food Industries	15,327,806
85	Altawasul alfareed for Importing Electrical Appliances and Household Items	15,187,128
86	Alshams alsatiea for Food Industries	15,146,888
87	Alsafez alraqi for Importing Household Items, Electrical and Electronic Devices	14,980,672
88	Alwesal alybia for Mills and Feed	14,944,385
89	Alalama alduwliya for Manufacturing Raw Materials	14,786,004



90	Aleahd alwafi for Manufacturing Building Materials	14,702,475
91	Asas albarmaja for Software Manufacturing	14,621,470
92	Alandalus for Manufacturing Insecticides	14,495,750
93	Badia alsahraa for Importing Transportation Means and Accessories	14,371,000
94	Donia Libya for Food Industries	14,364,500
95	Hadrian for Importing Foodstuffs Co	14,347,890
96	Venus for Oil Operations and Well Drilling Services	14,313,285
97	Technology for Manufacturing Building Materials Paints Plastics and Raw Materials	14,249,650
98	Alamana for Importing Mother and Baby Supplies	14,249,470
99	Global for Manufacturing Building Materials Paints and Putties	14,178,600
100	Alsaqia almutahida for Importing Raw Materials	14,167,944

### **Banks' requests for letters of credit and remittances - Private sector**

#### **(By most important beneficiary countries)**

The table below shows the values of banks' foreign exchange orders by beneficiary countries during (1/1 - 31/05/2025) of the private sector, according to the table 26.3% of bank transfers to cover letters of credit or other transfers were to United Arab Emirates and Türkiye ranked, second with 21.3%, then Egypt and Switzerland with 12.2%, and 5.4% respectively. The following table shows the top twenty beneficiary countries.

### **Banks' requests for letters of credit and transfers - Private Sector**

#### **(according to the most important beneficiary countries)**

During (1/1 – 31/05/2025)

Order.	Beneficiary Country	Value in USD	Relative Importance %
1	United Arab Emirates	1,659,526,409	26.3%
2	Türkiye	1,343,514,183	21.3%
3	Egypt	767,324,382	12.2%
4	Switzerland	341,642,450	5.4%
5	United Kingdom	270,623,763	4.3%
6	China	244,913,996	3.9%
7	Italy	197,151,030	3.1%



8	Tunisia	179,164,771	2.8%
9	Spain	119,345,399	1.9%
10	Thailand	97,698,792	1.5%
11	Austria	96,687,650	1.5%
12	Japan	93,962,997	1.5%
13	Netherlands	72,998,972	1.2%
14	Jordan	59,389,001	0.9%
15	Slovakia	55,382,800	0.9%
16	Singapore	51,702,692	0.8%
17	France	49,665,256	0.8%
18	Germany	45,985,069	0.7%
19	South Korea	41,491,529	0.7%
20	Belgium	37,703,089	0.6%

### **Banks' requests for letters of credit and transfers - Private sector**

**(According to the most important countries of origin of goods or services)**

The table below shows the values of banks' foreign exchange orders by country of origin of goods or services during the period (1/1 - 31/05/2025) of the private sector. The goods and services of Turkish origin ranked first and accounted for 25.9% of the total accepted purchase orders, imports of goods and services of Chinese origin were second attributed to 12.7% of the total. While, goods and services of Egypt origin ranked third and accounted for 12.5%, and goods and services of Indian origin represented 5.8% of the total. The goods and services of Russian origin accounted for 4.9% of the total. The following table shows the twenty most important countries of origin for goods or services.



**Banks' requests for letters of credit and transfers - Private sector**  
**(According to the most important countries of origin of goods or services)**

During (1/1 – 31/05/2025)

Order.	Country of origins	Value in USD	Relative Importance %
1	Türkiye	1,635,316,794	25.7%
2	China	802,995,733	12.8%
3	Egypt	788,283,489	11.3%
4	India	369,203,913	5.6%
5	Russian Federation	307,308,814	5.5%
6	Brazil	271,274,126	4.7%
7	Italy	248,384,310	3.8%
8	Ukraine	166,578,624	2.8%
9	Thailand	152,743,492	2.5%
10	Tunisia	148,278,496	2.4%
11	Germany	130,395,912	2.1%
12	France	115,463,680	1.9%
13	United States	111,485,124	1.6%
14	Romania	93,098,715	1.3%
15	United Arab Emirates	81,143,770	1.3%
16	Saudi Arabia	78,196,485	1.2%
17	Netherlands	71,656,088	1.2%
18	Spain	70,482,770	1.1%
19	Argentina	67,620,066	1.1%
20	Ireland	64,346,004	1.1%

## 2. Public Sector

The number of public sector entities whose applications for foreign exchange to cover letters of credit and other transfers were approved reached 33 entities during the period (1/1 - until 31/05/2025), where the Human Medicines ranked first of the total purchase orders during the



period, as it constituted 28.7% of the total foreign exchange purchase requests, while the Iron and Steel Factory's Requirements ranked the second place in terms of relative importance to constitute about 14.8%. Therefore, with reference to the fact that human medicine supply credits occupy the first place, the National Cancer Control Authority occupied the first place, as its accepted requests for the purchase of foreign currency recorded about \$188 million during the period, followed by the requests of the Libyan Iron and Steel Company with a total of accepted requests amounting to about \$159.1 million, then the requests of the Development and Reconstruction Fund of Libya with a total of accepted requests amounting to about \$109.2 million. The following tables show the requests for the purchase of goods or services, as well as the purchase requests according to public entities during the period.

### Purchase orders by commodity or service - **public sector**

During the period (1/1 – 31/05/2025)

"Descending order"

Order.	Goods or Services	Value in USD	Relative Importance %
1	Human Medicines	188,009,583	28.7%
2	Libyan Iron and Steel Company Requirements	97,117,662	14.8%
3	Production and Operation Requirements	80,428,872	12.3%
4	Housing Projects Authority Requests	77,750,157	11.9%
5	Machinery and Equipment	75,502,901	11.5%
6	Furniture	37,500,000	5.7%
7	Transportation, Tires, Supplies and Spare Parts	21,551,232	3.3%
8	Aletihad Alarabee Contracting Company J.S.C	16,095,000	2.5%
9	Communications and IT Services	15,687,067	2.4%
10	Almadar Aljadid Company	14,092,428	2.1%
11	Airline Transfers	8,300,246	1.3%





12	Libyana Mobile Phone Company Requests	4,941,797	0.8%
13	Feeds	3,281,519	0.5%
14	Insurance Company Transfers	3,190,159	0.5%
15	Al Ahlia Cement Company J.S.C	3,138,857	0.5%
16	Housing Projects Authority Requests	2,735,717	0.4%
17	Libya Telecom and Technology Company	2,645,739	0.4%
18	Essential Commodity Production Requirements	1,105,340	0.2%
19	Training Course Transfers	614,350	0.1%
20	Goods for Public Services	515,040	0.1%
21	Port Operating Requirements	432,240	0.1%
22	Libyan Ports Company	263,950	0.04%
23	Port Operation and Maintenance Requirements	234,257	0.04%
24	Production and Operation Services	214,600	0.03%
25	Libyan Airlines Requirements	123,434	0.02%
26	Hatef Libya Company Operating Supplies	42,999	0.01%
27	Medical Treatment Transfers	42,920	0.01%
28	Miscellaneous	40,500	0.01%
29	Airports Authority	1,649	0.00%

### Purchase orders by entities - **Public Sector**

During the period (1/1 – 31/05/2025)

"Descending order"

Order.	Entity Name	Value in USD
1	National Cancer Authority	188,009,583
2	Libyan Iron and Steel Company	159,104,907
3	Libya Development and Reconstruction Fund	109,250,157
4	Jalyana Free Zone	55,015,939
5	Almadar Aljadid Company	27,460,422
6	Administrative Centres Development Authority	20,910,817
7	National Development Agency	19,154,980
8	Aletihad Alarabee Contracting Company J.S.C	17,647,288
9	Az Zawiya Oil Refining Company	14,877,500



10	Libyana Mobile Phone Company	12,903,094
11	Afriqiyah Airways	7,444,044
12	National Mills and Feed Company	3,281,519
13	Al Ahlia Cement Company J.S.C	3,138,857
14	Libya Insurance Company	2,776,282
15	Housing and Utilities Projects Implementation Authority	2,735,717
16	Libya Telecom and Technology Company J.S.C	2,594,910
17	Misurata Free Zone	2,248,021
18	Libyan International Telecommunications Company	1,721,433
19	Requests for Transportation Projects Board	1,105,340
20	Libyan Airlines	951,836
21	Libyan Ports Company	696,190
22	Al-Moalej Al-Hakim Medical Services Company	557,960
23	Electrical Industries Company	454,230
24	Libyan Federation of Insurance Companies	413,877
25	Tatweer Industrial Investment Company	321,900
26	Libyan Post Telecommunications & Information Technology Company	300,000
27	Atheqaa Company for Telecom and Data	148,580
28	General Company for General Cleaning Services Tripoli	129,354
29	Libyan Ground Services Company	60,300
30	National Agricultural Aviation Authority	51,370
31	National Trailers Company J.S.C	50,309
32	Hatef Libya Company	42,999
33	Libyan Project Management Company with the private sector	40,500



### 3. Miscellaneous:

**Accepted Coverage Requests  
Foreign Transfers - Salaries  
During (01/01 - 31/05/2025)**

**"Descending order"**

Order.	Entity	Value in USD
1	Egypt Air Company	8,822,143
2	Turkish Airlines Air Transport Company	5,461,043
3	Al Andalus Bank Company	4,000,000
4	Sahara Bank	3,739,617
5	Wahda Bank	1,229,644
6	Mediterranean Bank	755,000
7	Daman Islamic Bank	597,873
8	Al Masdar Exchange Services Company	463,000
9	Islamic Finance Bank	428,786
10	(32) Salary transfers for foreigners	369,789
11	Alaman Bank for Trade and Investment	180,693
12	National Commercial Leasing Company	166,315
13	Aman Bank for Trade and Investment	122,751



## Appendices

**Accepted coverage requests for all sectors from 1/1 – to 31/05/2025:**

- List of all beneficiary companies and factories
- Purchase Orders by Goods or Services
- Purchase orders by country of origin of goods or services and the beneficiary country.

**Accepted Coverage Requests**  
**List of all Companies and Factories - Private Sectors**  
**During (01/01 - 31/05/2025)**

**"Descending order"**

Order.	Company or factory	Value in USD
1	Allibya almutahida for Beverage Bottling	97,822,222
2	Basmati for Food Industries	76,820,064
3	Toyota Libya for Car Trading, Spare Parts, Import & Export	75,939,230
4	Almuheet for Oil Refining	75,110,000
5	Aljoda alalamia alola for Feed, Flour Mills and Food Industries	69,785,295
6	Solb Libya almutahida for Iron and Steel Industry	67,234,066
7	Wadi alko for Mills, Feed and Rice Milling	64,328,123
8	Alnaseem for Food Industries	59,965,704
9	Aali Sidra for Building Materials Industry	59,831,014
10	Majmouet alemtiaz for Importing Various Means of Transport and Accessories	48,986,140
11	Alsharq alliby for Mills, Feed and Rice Milling	45,633,800
12	Aldeqah aldhabia for Food Industries	45,094,730
13	Nabd alatlassy for Importing Foodstuffs, Livestock and Meat	44,973,190
14	Africa for Beverage Bottling	43,985,553
15	Aljibal for Feed Industry	43,726,642
16	Alshorouq alalami for Food Industries	40,900,795
17	Ghida alnile for Importing Foodstuffs, Vegetables, Fruits and Livestock	40,655,031
18	Aljade for Importing Foodstuffs	40,249,474
19	Aali alandalus for Food Industries	39,302,079
20	Almotahida alarabia for Cleaning Materials Industry	39,036,700
21	Albareqa albaida for Oil Services	37,974,000
22	Marmara alandalus for Importing Building and Sanitary Materials	36,769,044
23	Alzarkaa alduwalia for Food Industries	36,208,310
24	Alssad aljadeed for Feed Industry and Derivatives	34,043,437
25	Alwisam aldhababi for Flour and Rice Milling Industry	33,841,016
26	Samaa allibya for Importing Foodstuffs, Livestock and Meat	32,655,780

27	Althamarat allibya for Importing Foodstuffs, Fruits and Meat	32,580,488
28	Droob Libya for Importing Means of Transport and Accessories	32,462,824
29	Almotakhases alhadith for Food Industries and Soft Drinks	32,247,950
30	Tajoura alhaya for Food Industries	28,991,986
31	Qartaj for Food Industries	28,129,359
32	Alfa for Importing Medicines, Equipment, Supplies, Medical Preparations, and Mother & Baby Products	27,754,917
33	Qurtoba for Mills and Feed	26,874,589
34	Rayan for Mills and Feed	26,873,071
35	Aldroob for Bitumen, Cutramin and Insulation Manufacturing	26,797,250
36	Jinan alkhair almunataza for Building Materials Industry and Accessories	26,683,467
37	Altaawon for Feed Industry	25,534,500
38	Almarai alkhisba for Mills, Feed and Rice Milling	24,566,000
39	Alsndan almotallalq for Food Industries and Soft Drinks	24,007,241
40	Basmat aljoda for Importing Foodstuffs, Livestock and Meat	23,802,295
41	Majmouet alraedon for Building Materials Industry	23,544,185
42	Ghalia for Importing and Distributing Foodstuffs	23,408,401
43	Atlas alfaneya for Food Industries	23,333,257
44	Alnasya alittihadia for Importing Foodstuffs, Livestock and Meat	22,958,135
45	Tamar Hind for Importing Cars and Spare Parts	22,892,003
46	Fardas for Manufacturing Pasta and Couscous	22,664,412
47	SAS for Manufacturing Building Materials, Paints, Plastics and Raw Materials	22,468,390
48	Almedad for Importing Building Materials	21,649,349
49	Tripoli Alkobra for Manufacturing, Filling and Packaging Tomatoes and Foodstuffs	21,612,700
50	Alrafiq alamthal for Manufacturing Building Materials	21,601,335
51	Oya International Aviation, Limited Liability	21,388,271
52	Alhaj Anwar for Importing Foodstuffs, Livestock and Meat	21,237,672
53	Alsawahil aldhahabiya for Importing Foodstuffs	20,969,597
54	Tariq alqara for Importing Foodstuffs	20,405,207
55	Albalsan for Manufacturing Medical Supplies	20,188,600
56	Albonyan for Metal Smelting and Rolling	19,990,270
57	Osoul altaqnia for Manufacturing Electronic and Electrical Devices	19,947,400
58	Libyan Group for Oil Services and Energy	19,581,000

59	Tayseer alduaiya for Importing Medical Equipment, Medicines, Medical Preparations, and Mother and Baby Supplies	19,310,009
60	Asarya aldhahabiya for Importing Foodstuffs	19,157,336
61	Panorama almutawasit for Mills and Feed, Limited	18,692,000
62	Atheel for Manufacturing Feed and Flour Mills	18,498,825
63	Judy for Food Industries	17,830,396
64	Alrayhan for Food Industries	17,497,878
65	Alsadd for Mills, Feed, and Pasta	17,099,500
66	Alayadi alnaqeya for Iron Industries	16,788,175
67	Barneq for Aviation	16,698,261
68	Delta alkhair for Food Industries	16,554,300
69	Almaysem for Importing Cars and Spare Parts	16,516,340
70	Tayba alalamia for Manufacturing Ceramic, Porcelain, Marble and Granite Adhesives	16,326,000
71	Alnafitha alsehhiya for Importing Medical Equipment and Supplies	16,277,054
72	Albadya alareqa for Manufacturing Building Materials	16,248,015
73	Adwaa Africa for Importing Foodstuffs, Livestock and Meat	16,223,815
74	Almathaq alttayeb for Importing Foodstuffs, Livestock and Meat	16,037,300
75	Almawsem for Food Industries and Rice Mills	15,998,600
76	Mojamat almawashi alhaya for Importing Foodstuffs, Livestock and Meat	15,970,400
77	Almesk alabyad for Importing Foodstuffs, Livestock and Meat	15,966,050
78	Albariq alawai for Manufacturing Building Materials, Refractory Bricks, Cement and Derivatives	15,898,000
79	Almajd alalamia for Manufacturing Detergents, Disinfectants and Descaling Agents	15,878,700
80	Alibda for Manufacturing Detergents, Soaps and Their Supplies	15,506,775
81	Almotawasit for Feed Industry	15,440,000
82	Mojamat almawra for Mills, Feed and Rice Mills	15,386,750
83	Diyar alsafwa for Cement Industries	15,337,585
84	Iwan alsharq for Food Industries	15,327,806
85	Altawasul alfareed for Importing Electrical Appliances and Household Items	15,187,128
86	Alshams alsatiea for Food Industries	15,146,888
87	Alsafez alraqi for Importing Household Items, Electrical and Electronic Devices	14,980,672
88	Alwesal alybia for Mills and Feed	14,944,385
89	Alalama alduwliya for Manufacturing Raw Materials	14,786,004

90	Aleahd alwafi for Manufacturing Building Materials	14,702,475
91	Asas albarmaja for Software Manufacturing	14,621,470
92	Alandalus for Manufacturing Insecticides	14,495,750
93	Badia alsahraa for Importing Transportation Means and Accessories	14,371,000
94	Donia Libya for Food Industries	14,364,500
95	Hadrian for Importing Foodstuffs Co	14,347,890
96	Venus for Oil Operations and Well Drilling Services	14,313,285
97	Technology for Manufacturing Building Materials Paints Plastics and Raw Materials	14,249,650
98	Alamana for Importing Mother and Baby Supplies	14,249,470
99	Global for Manufacturing Building Materials Paints and Putties	14,178,600
100	Alsaqia almutahida for Importing Raw Materials	14,167,944
101	Omega for Chemical Industries and Packaging Materials	14,042,600
102	Alfoulath for Manufacturing All Types of Aluminum	14,025,131
103	Alturab alibi for Importing Foodstuffs and Livestock	13,930,909
104	Alwahat almutajadida for Importing Foodstuffs	13,774,712
105	Zahret alghitha for Importing Foodstuffs Vegetables Fruits and Livestock	13,446,815
106	Alnajah alraeda for Engineering Industries	12,845,974
107	Aseel for Manufacturing Baby Diapers and Paper Tissues	12,645,306
108	Alshatt aljadeed for Importing Tobacco Cigarettes and Supplies	12,510,000
109	Alimtiaz aljadeeda for Importing Transportation Means and Accessories	12,504,584
110	Almira for Food Industries	12,490,885
111	Albariq alawal for Manufacturing Sponge and Medical Mattresses	12,470,450
112	Ain Ashmaro for Importing Foodstuffs	12,374,985
113	Almustakshif alduwliya for Oil Services	12,350,000
114	Mawada for Importing Foodstuffs Livestock and Meat	12,348,085
115	Aljayed for Food Industries	12,325,720
116	Alsahel for Importing Livestock and Meat	12,287,930
117	Alrafida for Petrochemical Industries	12,239,250
118	Eamar Aldaqa for Manufacturing Aluminum and PVC	12,239,155
119	Mafaza Shamal Africa for Importing Cars Spare Parts Oils and Accessories	12,065,414
120	Albaraka alalamia for Importing Foodstuffs Livestock and Meat	12,011,283
121	Alajniha alybia for Aviation Co	11,951,202



122	Alnakhwa alybia for Importing Foodstuffs	11,869,410
123	Gargar for Agricultural and Animal Investment	11,784,008
124	Alnaeem for Mills Feed and Grains	11,770,125
125	Albastana for Manufacturing Kitchens and Their Parts	11,617,745
126	Alelmiya for Importing Medicines Medical Products and Mother and Baby Supplies	11,609,288
127	Alwatad almateen for Plastic Industries	11,582,500
128	Alnamaa aljadeeda for Manufacturing Aluminum and PVC	11,514,060
129	Karam alkhair for Manufacturing Drinks and Juices	11,509,000
130	Samaa almutawasit for Aviation	11,464,669
131	Alsanober for Manufacturing All Types of Aluminum	11,269,468
132	Asasat aleimara for Manufacturing Building Materials	11,213,330
133	Asr albina alduwali for Importing Building Materials and Accessories	11,181,780
134	Dar Qurtuba for Importing Medical Equipment Medicines and Mother and Baby Products Co	11,179,537
135	Altaqaddum alduwaliya for Importing Electrical and Non Electrical Devices and Spare Parts	11,127,892
136	Alsomoud for Importing Household Items Co	10,968,782
137	Qasreen Aldawa for Importing Medical Equipment Medicines and Medical Products	10,849,988
138	Alturuq alhaditha for Manufacturing Asphalt and Insulation Materials	10,845,614
139	Snao alduwliya for Importing Foodstuffs	10,787,552
140	Meezan alfan for Iron Industries	10,712,495
141	Altaqnia alkhadraa for Importing Electrical and Non Electrical Devices and Spare Parts	10,670,454
142	Libca for Food Industries	10,595,000
143	Lamsa for General Contracting and Real Estate Investment subsidiary of Akakus Holding	10,579,600
144	Ajawid alalamia for Manufacturing PVC and Its Derivatives	10,388,363
145	Elm alaman for Importing Foodstuffs	10,327,091
146	Alraed alybia for Importing Foodstuffs Livestock and Meat	10,301,600
147	Alamin for Manufacturing Cleaning Materials	10,274,170
148	Alzajel for Manufacturing Kitchens and All Types of Furniture	10,250,588
149	Almazraa alduwlia for Importing Foodstuffs	10,223,061
150	Alkhalij alifreeqi for Importing Heavy Machinery and Spare Parts	10,205,239
151	Majmoat Alemtiaz for Importing Agricultural Machinery and Supplies	10,204,458
152	Altafdduq for Importing Medical Equipment and Mother and Baby Supplies	10,202,394
153	Alrabee Factory for Feed Manufacturing	10,165,496

154	Alshurooq alybia for Mills and Feed	10,024,992
155	Irsa alaimar for Manufacturing Electrical Materials	9,997,526
156	Adraj albina for Manufacturing Building Materials	9,995,400
157	Alkhaleejia Factory for Manufacturing Water and Oil Supplies	9,955,030
158	Alsaraya alraqia for Importing Foodstuffs Vegetables and Fresh Fruits	9,941,441
159	Aleamar altiby for Importing Medical Equipment and Mother and Baby Supplies	9,910,000
160	Majmoat Alfakhama for Metal Melting and Shaping	9,890,047
161	Meesan for Food Industries	9,881,477
162	Almasdar almateen alawal for Kitchen Manufacturing	9,862,162
163	Alwasl almunir for Importing Foodstuffs Livestock and Meat	9,809,060
164	Aali Tripoli for Importing Foodstuffs	9,806,625
165	Bayan for Paper and Plastic Industries	9,735,996
166	Alrehab alola for Manufacturing Diapers and Paper and Scented Tissues	9,508,400
167	Adwaa Alqurabuli for Flour Mills	9,468,555
168	Libya Malta Medical Care Group Co	9,442,400
169	Samaa Libya for Feed Manufacturing	9,307,600
170	Majmouat almazaare for Importing Agricultural Machinery	9,303,269
171	Hkoul alwatan for Importing Agricultural Machinery and Spare Parts	9,286,638
172	Bayti alfidhi for Manufacturing Kitchens, Furniture, and Decorations	9,071,789
173	Roua taqadam for Importing Foodstuffs, Livestock, and Meat	9,066,764
174	Altaef for Importing Foodstuffs	9,049,875
175	Alkhyraat alalamia for Importing Means of Transport and Accessories	8,991,646
176	Alayadi albayda for Manufacturing PVC	8,989,353
177	Alaghzia almutahida for Importing Foodstuffs	8,970,000
178	Alseham almotaqadem alawal for Importing Foodstuffs	8,882,600
179	Alnajm alsaed for Importing Heavy Equipment, Machinery, and Spare Parts	8,877,330
180	Amateen alduwlia for Food Industries and Grain Milling	8,843,550
181	Adwaa alneizak for Importing Electronic Devices, Accessories, and Spare Parts	8,817,820
182	Edri for Importing Means of Transport and Accessories	8,809,330
183	Alrowad alalamia for Importing Means of Transport and Accessories	8,705,787
184	Alsharqaa alduwlia for Food Industries	8,692,685
185	Alhadba for Manufacturing Animal Feed	8,664,480
186	Alandalus for Refining and Packaging Vegetable Oils LLC	8,622,055

187	Alzahera for Importing Foodstuffs	8,608,042
188	Sanad alemaar for Importing Building Materials and Sanitary Ware	8,588,664
189	Alsada alttbia for Importing Medicines, Medical Equipment, and Pharmaceutical Supplies	8,515,724
190	Qemat altawasul for Importing Various Means of Transport, Agricultural Supplies, and Building Materials	8,471,398
191	Areen alawla for Importing Foodstuffs, Livestock, and Meat	8,456,080
192	Aldeqah alduwlia for Manufacturing PVC and its Derivatives	8,430,224
193	Alawla alhaditha for Importing Electronic Devices and Accessories	8,411,350
194	Altanmia alhaditha for Iron Industries	8,396,340
195	Afaq alghad for Wood Industries	8,392,131
196	Almasboubat for Manufacturing Building Materials	8,391,103
197	Alssalam for Food Industries	8,339,000
198	Almawassem for Manufacturing Aluminum and its Derivatives	8,317,948
199	Ashab alnema for Importing Agricultural Supplies and Seeds	8,316,911
200	Alrabia alkhadra for Importing Foodstuffs	8,313,545
201	Alwataniya for Plastic Industries and Packaging Materials	8,271,315
202	Haram alshifa for Importing Medical Equipment and Mother & Baby Supplies	8,260,498
203	Ard alaataa for Food Industries	8,256,362
204	Alfalah almomayaz for Food Industries	8,255,340
205	Lolwat alard for Importing Agricultural Machinery and Spare Parts	8,212,304
206	Alkhebra for Shipping Agencies (affiliated with Natco Holding)	8,201,229
207	Matlae alfajr for Importing Decorations, Tools, and Cleaning Materials	8,176,817
208	Rekaz Libya for Manufacturing Building Materials, Production Supplies, and Paints	8,156,733
209	Albayt albassit for Importing Electrical Devices	8,118,513
210	Alraggas alzeræ for Importing Agricultural Machinery, Supplies, and Spare Parts	8,084,604
211	Dorsaf Libya for Manufacturing Ceramics, Porcelain, and Sanitary Ware	8,073,300
212	Ajyal for Food Industries	8,040,000
213	Alsafeer alaalami for Importing Tobacco, Cigarettes, and Accessories	8,028,000
214	Aldyar almushriqa for Importing Electrical Appliances, Phones, and Spare Parts	7,953,461
215	Allibya aljadida for Metal Industries	7,940,745
216	Altaliea for Animal Feed Manufacturing LLC	7,880,000
217	Alnawras for Feed, Mills, and Rice Processing	7,874,788

218	Alatrag for Importing Electronic Devices and Electrical Equipment	7,850,483
219	Shamal almutawassit for Importing Foodstuffs	7,838,150
220	Maraee Dofan for Importing Foodstuffs, Livestock, and Meat	7,833,062
221	Alittehad alarabi for Feed Manufacturing and Grain Milling	7,804,336
222	Alnoor altayeb for Feed Manufacturing	7,790,000
223	Alghazala allibya for Importing Foodstuffs, Livestock, and Meat	7,773,037
224	Shafshawan for Importing Raw Materials	7,757,750
225	Alfaid aldaem for Importing Electrical Devices and Spare Parts	7,721,382
226	Al-lamsa alakhira for Manufacturing Wooden Furniture	7,711,173
227	Rajna arduwira for Importing Heavy Machinery, Equipment, Factory Equipment, and Supplies	7,636,500
228	Majmouat almoroua for Mills, Feed, and Rice Processing	7,604,982
229	Almotaweroon alalamia for Manufacturing Cartons and Packaging Containers	7,527,550
230	Aalam alfada altakni for Importing Electronic and Electrical Devices, Accessories, and Spare Parts	7,500,042
231	Sehatak beldenia for Importing Medical Equipment and Supplies	7,466,190
232	Delta alkhair for Importing Building Materials, Sanitary Ware, and Accessories	7,432,030
233	Maysan for Plastics and Polymers Industries	7,410,746
234	Rama for Mills and Feed	7,382,501
235	Altafouq aleali for Importing Agricultural Supplies and Spare Parts	7,378,039
236	Allibya aljadida for Importing Cars and Spare Parts	7,349,624
237	Madraj alkhayrat for Food Industries	7,285,260
238	Almotahidoon alalamia for Pipe, Plastic Containers, and PVC Industries	7,284,500
239	Noor Sama for Importing Medical Equipment and Supplies	7,257,455
240	Albariq alamea alawal for Importing Electronic and Electrical Devices, Spare Parts, and Mobile Phones	7,185,400
241	Alremah for Importing Foodstuffs	7,157,706
242	Wasel allibya for Transport	7,141,940
243	Aldeqah almutanahia for Aluminum and PVC Industries	7,124,598
244	Alqala for Wood Industries	7,084,211
245	Suluq for Poultry Farming and Slaughter	7,045,747
246	Alnahda alfanian for Manufacturing Chemical Additives and Solvents	6,996,700
247	Alnajm aldhababi for Importing Electronic Devices, Spare Parts, and Mobile Phones	6,993,913

248	Manbae alwadi for Food Industries	6,968,400
249	Alsafi for Importing Electrical and Non-Electrical Devices, Spare Parts, and Electronics	6,958,863
250	Zahret alsidr for Food Industries	6,914,210
251	Jawharat alebda for Manufacturing all types of PVC	6,889,072
252	Almunqila for Importing Foodstuffs	6,880,092
253	Majmouat alrowad for Metal Melting and Forming	6,855,731
254	Everest for Food Industries	6,827,009
255	Ajyad Libya alawla for Importing Building Materials, Sanitary Ware, and Accessories	6,809,769
256	Alqimma for Carton Manufacturing	6,786,750
257	Dar altakhasos for Importing Electronic and Electrical Devices	6,681,910
258	Alquds for Manufacturing Tanks and Plastic Pipes	6,631,200
259	Majmouat altawasul almomayaz for Importing Raw Materials	6,628,500
260	Alnajaah for Importing Building Materials, Sanitary Ware, and Accessories	6,628,304
261	Albadil aljadid for Importing Means of Transport and Accessories	6,628,000
262	Rwasem almhdoda for Importing Cars and Spare Parts	6,614,025
263	Mersin for Importing Household and Electrical Materials	6,520,458
264	Alfath for Mills and Feed	6,519,500
265	Alrafie for Wood Industries	6,502,918
266	Ajnihat alsama for Aviation (affiliated with Ajwaa Holding)	6,500,000
267	Alkhair aldaem for Importing Electrical and Electronic Materials	6,497,101
268	Alzahra allibya for Food Industries	6,445,000
269	Alhusn almateen for Iron Industries	6,437,465
270	Alruwais for Importing Electrical Devices, Spare Parts, Electronics, and Accessories	6,385,180
271	Almobtaker alhadith for PVC Manufacturing	6,356,222
272	Altafouq alsaheh for Importing Foodstuffs, Fruits, Vegetables, Livestock, and Meat	6,350,871
273	Panorama Libya for Animal Feed Industry	6,339,851
274	Alqimma alduwlia for Manufacturing All Types of Aluminum	6,333,721
275	Ofoq for Importing Mother and Baby Supplies	6,328,489
276	Alrabee for Manufacturing Sponges, Furniture, and Mattresses	6,317,165
277	Alresha aldhahabiya for Importing Foodstuffs LLC	6,248,492
278	Alraes for Manufacturing Wooden Furniture	6,240,214
279	Alsaateaa aloula for Importing Electrical and Electronic Materials	6,175,100

280	Janoub Libya for Importing Fruits, Vegetables, Foodstuffs, Livestock, and Meat	6,167,029
281	Altasameem alraeda for Manufacturing Building Materials	6,150,352
282	Bab almadina for Manufacturing Kitchens and Accessories of All Types	6,124,232
283	Nwarat Libya for Importing Foodstuffs	6,119,793
284	Almeqoud alsarie for Importing Oils, Tires, and Batteries	6,110,901
285	Zuhour almadina for Carton and Plastic Manufacturing	6,100,979
286	Borj alreef for Importing Raw Materials	6,091,200
287	Lamsat alhaya for Importing Medical Equipment, Medicines, Medical Preparations, and Mother & Baby Supplies	6,085,536
288	Alaiqlimia aljadida for Importing Raw Materials	5,983,104
289	Alsayl Plast for Plastic Industries LLC	5,947,878
290	Platinum alawla for Importing Raw Materials	5,937,624
291	Alribat alwathiq for Importing Foodstuffs, Livestock, and Meat	5,924,972
292	Alazdehar almomayaz for Importing Foodstuffs	5,905,925
293	Alafaq alhadina for General Contracting and Real Estate Investment	5,901,500
294	Alrateel & Partners for Manufacturing Building Materials and Plastic Pipes	5,841,839
295	Alraed for Importing Sportswear and Shoes LLC	5,825,776
296	Albowady alkhadra for Feed and Grain Milling	5,729,895
297	Sama almarai for Mills, Feed, and Rice Processing	5,724,770
298	Alfakhama aldhabiya for Flour Mills and Feed Manufacturing	5,700,000
299	Alistithmarya for Engineering Industries and Metal Forming	5,692,876
300	Bostan Libya for Importing Foodstuffs, Livestock, and Meat	5,627,768
301	Albarneq alawal for Importing Medical Equipment and Mother & Baby Supplies	5,626,638
302	Alshakl almonaasib for Importing Raw Materials	5,615,000
303	Alard albahiara for Importing Agricultural Machinery, Supplies, and Spare Parts	5,610,230
304	Almossamem almomayaz for Manufacturing Building Materials and Sanitary Ware	5,607,750
305	Loulwat altamyoz for Importing Medical Equipment and Supplies	5,589,189
306	Alkut aljadid for Importing Heavy Machinery, Equipment, Supplies, and Spare Parts	5,562,470
307	Sana alalamia for Importing Electronic Devices, Electrical Appliances, Accessories, and Spare Parts	5,552,311
308	Aksir alafia for Importing Medical Equipment and Mother & Child Supplies	5,524,984
309	Sonar Libya aljadida for Importing Foodstuffs	5,507,500

310	Elaf alyasmin for Importing Mother & Child Supplies	5,507,337
311	Alakhshab almalakiya for Importing Building Materials, Sanitary Ware, and Accessories	5,505,628
312	Aljahd alfaeq for Importing Medical Equipment and Mother & Child Supplies	5,452,000
313	Aljazeera aloula for Importing Tires and Batteries	5,401,024
314	Alkayan aljadid for Importing Medicines, Medical Equipment, Pharmaceutical Products, and Mother & Child Supplies	5,397,190
315	Tanafus alzeraei for Importing Agricultural Equipment, Supplies, and Spare Parts	5,395,285
316	Alhulul almutakmela for Importing Medicines and Medical Equipment	5,361,629
317	Moharakat Yader for Importing Means of Transportation and Accessories	5,351,052
318	Liboplast for Manufacturing Pellets, Caps, and Food Packaging Materials	5,323,982
319	Almasar alabyad for Importing Foodstuffs	5,318,260
320	Taj for Aviation	5,307,924
321	Alamal for Importing Means of Transportation and Accessories	5,284,090
322	Alomran for Importing Cars and Spare Parts	5,278,267
323	Almatin for Importing Foodstuffs	5,200,582
324	Alkhadamat aldahabiya for Communications and Technology	5,149,400
325	Alsahel almutakadem for Importing Foodstuffs	5,131,045
326	Wareed alhaya for Importing Electronic and Electrical Devices and Accessories	5,126,022
327	Alhaya alshafia for Importing Medical Equipment and Mother & Child Supplies	5,109,000
328	Alsafwa for Importing Electrical and Non-Electrical Devices and Spare Parts, and Electronic Devices	5,090,201
329	Altabq altaqlidi for Importing Foodstuffs	5,084,500
330	Firdas for Importing Foodstuffs, Livestock, and Meats	5,056,740
331	Altahadi alkhaliid aljadid for Food Industries	5,050,000
332	Altareq for Iron Industries	5,026,305
333	Lamar Benghazi for Plastic Manufacturing	4,993,000
334	Alsafaih albaida for Manufacturing Building Materials	4,987,000
335	Mawasem alkhairat for Manufacturing Aluminum Products	4,985,630
336	Aljidar allibya for Importing Means of Transportation and Accessories, Limited Liability	4,976,798
337	Almenzhar alawal for Manufacturing Animal Feed and Derivatives	4,975,000
338	Safaa aljawda for Flour Manufacturing	4,973,200
339	Itar alaman for Importing Means of Transportation and Accessories	4,968,167

340	Agadir aldahabiya for Importing Electrical Materials, Electronic Devices, and Telephones	4,957,800
341	Aber alqarat for Importing Raw Materials	4,955,420
342	Maany alkhair for Importing Foodstuffs	4,949,040
343	Alnajah Factory for Manufacturing Wire Sheets	4,926,132
344	Althiqah aldaema for Importing Foodstuffs	4,906,726
345	Alabraaj for Manufacturing Building Materials, Cement, and Mining	4,904,000
346	Alboad alakhar for Importing Building Materials, Sanitary Ware, and Accessories	4,869,800
347	Alwesal for Asphalt and Oil Insulation Manufacturing	4,868,756
348	Albariq alduwali for Manufacturing Electronic and Electrical Devices	4,844,500
349	Alwaha alduwaliya for Grain Milling and Animal Feed Manufacturing	4,842,020
350	Nawq Libya for Importing Livestock and Meats	4,828,500
351	Aalam alfada alttabi for Importing Medical Equipment and Supplies	4,811,393
352	Almuttahida allibya for Soap and Cleaning Products Manufacturing	4,790,000
353	Mazare alkhairat for Feed Manufacturing and Milling	4,790,000
354	Aliltisak for Manufacturing Insulated Panels	4,772,000
355	Anwar almadina for Importing Electrical and Non-Electrical Devices and Spare Parts	4,762,845
356	Alard almorwiya for Importing Foodstuffs	4,743,700
357	Fresh Libya for Importing Electrical Devices and Materials	4,713,122
358	Aalam alghida for Importing Foodstuffs, Livestock, and Meats	4,708,482
359	Altaj alareqa for Importing Electronic and Electrical Devices and Accessories	4,698,532
360	Altelal allibya for Importing Foodstuffs	4,692,626
361	Qimat altaqadam for Manufacturing Building Materials	4,691,050
362	Jawaher nafisa for Food Manufacturing	4,690,900
363	Rawaat alsinaeya for Soap and Cleaning Products Manufacturing	4,642,060
364	Almasa for Importing Foodstuffs	4,624,320
365	Tareq alnour for Importing Building Materials, Sanitary Ware, and Accessories	4,617,500
366	Najmat alsahel for Importing Agricultural Machinery, Supplies, and Spare Parts	4,613,932
367	Taj alwaqar for Importing Electrical and Non-Electrical Materials	4,602,819
368	Alameer allibya for Importing Foodstuffs, Livestock, and Meats	4,588,855
369	Ruayat alibda for Importing Electronic and Electrical Devices, Spare Parts, and Mobile Phones	4,562,449
370	Jawharat Oureka for Importing Foodstuffs, Livestock, and Meats	4,522,016
371	Alhadaf for Telecommunications	4,521,000



372	Elite alalamia for Importing Medical Equipment	4,514,255
373	Ajyalna for Importing Medical Equipment	4,502,085
374	Elaf alduwalia for Importing Clothes and Shoes, affiliated with Elaf alawla Holding	4,500,000
375	Bin Taher Factory for Manufacturing Home and Office Furniture	4,499,842
376	Alelm almunir for Importing Stationery and Books	4,495,000
377	Niqaa almadn for Importing Raw Materials	4,480,000
378	Alquba alkhadra for Manufacturing Textiles and Furnishings	4,477,500
379	Libya for Aviation, Technical Services, and Tourism	4,473,133
380	Albibas Complex for Plastic Industries and Packaging Materials	4,461,215
381	Alsaadi for Agricultural and Animal Production	4,449,947
382	Alwaha alduwalia for Manufacturing Plastic and Its Derivatives	4,441,500
383	Design alhaditha for Importing Foodstuffs, Livestock, and Meats	4,430,186
384	Alsakhra alsamaa for Importing Building Materials and Sanitary Ware	4,419,650
385	SK alduwalia for Manufacturing Marble, Granite, and Building Materials	4,405,236
386	Alghazara for Importing Foodstuffs, Livestock, and Meats	4,403,805
387	Alsilm alharami for Iron Industries	4,390,750
388	Khalij alsidra for Importing Means of Transportation and Accessories	4,354,031
389	Aldhurrah for Importing Agricultural Materials, Supplies, and Spare Parts	4,348,028
390	Ajwad almuharakat for Importing Cars	4,329,793
391	Alsahil alhadith for Importing Livestock and Meats	4,312,760
392	Jazan alhaditha for Importing Electrical and Non-Electrical Devices, Spare Parts, and Electronic Devices	4,293,465
393	Safari for Importing Foodstuffs, Joint Stock	4,271,386
394	Wadi alzeid for Importing Foodstuffs	4,265,442
395	Alqayser for Importing Building Materials, Sanitary Ware, and Accessories	4,258,650
396	Alkimiya for Manufacturing Building Materials, Paints, Plastics, and Raw Materials	4,251,600
397	Alomran for Iron Manufacturing in All Types and Forms	4,243,854
398	Jama Factory for Plastic Manufacturing	4,210,800
399	Masahat aleamal for Aluminum Manufacturing	4,199,843
400	Manarat alsahel for Importing Foodstuffs	4,188,522
401	Hatteen alalamia for Cleaning Products and Accessories Manufacturing	4,147,680
402	Aali alsharq for Importing Foodstuffs, Livestock, and Meats	4,125,000

403	Riyad Libya for Importing Foodstuffs	4,110,861
404	Alahram allibya for PVC Manufacturing	4,100,351
405	Aghthat alshahd for Food Industries	4,098,796
406	Idran for Importing Foodstuffs, Livestock, and Meats	4,097,251
407	Bayt alanara alareeq for Importing Electrical Materials, Electronic Devices, Spare Parts, and Accessories	4,074,270
408	Fan altiknologia for Importing Electrical Devices, Spare Parts, Electronic Devices, and Accessories	4,062,100
409	Alhaes for Importing Clothes, Textiles, and Leather Products	4,061,384
410	Alrahba alhaditha for Importing Electrical and Non-Electrical Devices and Spare Parts	4,044,301
411	Watan almajd for Importing Foodstuffs	4,042,924
412	Alfajr aljadid for Grain Milling, Flour Manufacturing, and Rice Processing	4,023,750
413	Aljubail for Importing Raw Materials	4,014,949
414	Alsahraa aldahabiya for Food Industries	3,992,000
415	Usstool almutawasset for Importing Foodstuffs	3,991,000
416	Altaliea aljadida for Feed Industries, Limited Liability	3,990,000
417	Aalam altiknologia for Tech Solutions and IT Systems, affiliated with Al-Libiya Al-Duwaliya	3,964,796
418	Alwaad almutamyez for Importing Electronic and Home Appliances	3,964,093
419	Aqlam alssalam for Importing Electronic Devices, Electrical and Non-Electrical Materials, and Telephones	3,950,939
420	Tawasul alealam for Importing Electronic Devices, Accessories, and Spare Parts	3,906,684
421	Qimam alsahel for Importing Electrical and Non-Electrical Materials and Spare Parts	3,897,685
422	Aljawda for Feed Manufacturing and Poultry Farming	3,896,840
423	Alsohol alnaqiya for Importing Agricultural Machinery, Supplies, and Spare Parts	3,889,591
424	Sokrah alalamia for Importing Foodstuffs, Livestock, and Meats	3,876,875
425	Nepton for Paint and Paste Manufacturing	3,872,800
426	Alarban for Importing Medical Equipment, Medicines, Medical Preparations, and Mother and Child Supplies	3,870,859
427	Alrafei Factory for Manufacturing Aluminum and PVC Doors and Windows	3,850,016
428	Al-Ezz for Manufacturing Paints and Putty	3,814,500
429	Arkan Aljadida for Poultry Farming and Hatchery	3,807,176
430	Alzahra for Food Industries	3,805,316
431	Aikhuyoui Aldhanabiya for Importing Building Materials, Sanitary Materials, and Accessories	3,801,991

432	Masarat Al-Ajnha for Communications and Information Technology	3,799,894
433	Ard Alsahel for Importing Heavy Machinery, Equipment, Spare Parts, and Factory & Workshop Supplies	3,797,345
434	Alghita for Manufacturing Plastic Pipes	3,777,200
435	Albaraka Alsafia for Importing Medicines, Medical Preparations, and Mother and Child Supplies	3,773,997
436	Alqonsol Almutaliq for Manufacturing Cleaning Materials and Complements	3,753,649
437	Sadi Al-Aswaq for Importing Electrical and Non-Electrical Devices and Spare Parts	3,753,099
438	Alqala Alhaditha for Manufacturing Building Materials, Plastics, and Raw Materials	3,741,150
439	Aljamiaa Alistihlakia for Importing Foodstuff, Livestock, and Meat	3,716,394
440	Alborj Alawwal for Importing Means of Transport, Spare Parts, Tires, and Rims	3,711,713
441	Dar Alkatkout for Hatching Fertilized Eggs and Production and Training of Chicks	3,708,288
442	Aqar Almutamayyiz for Manufacturing Aluminum	3,681,049
443	Aljuzur Alzahira for Importing Electrical and Non-Electrical Devices, Spare Parts, and Electro Devices	3,675,963
444	Naseem Aldawliya for Importing Foodstuff	3,652,633
445	Armco Factory for Manufacturing Paint	3,651,200
446	Almeis for Food Industries	3,649,936
447	Altawasul Almutakamil for Importing Building Materials	3,629,604
448	Alzaytouna Al-Asila for Importing Foodstuff	3,611,022
449	Alhabara for Importing Mother and Child Supplies, Medical Equipment, and Medical Preparations	3,610,768
450	Siran for Importing Medicines and Medical Equipment	3,580,095
451	Alhakim for Importing Medicines and Medical Supplies	3,568,715
452	Alfadhel for Importing Tires	3,564,597
453	Hatoun for Importing Foodstuff	3,530,809
454	Aljeera for Importing Foodstuff, Livestock, and Meat	3,530,450
455	Alamazon Allibi for Importing Mobile Phones and Accessories	3,498,978
456	Majmet Alamal Altebbiya for Importing Medicines and Medical Equipment	3,497,992
457	Biladi for Manufacturing Animal Feed	3,487,250
458	Bashayer Alzahra for Manufacturing Foodstuff and Soft Drinks	3,450,000
459	Alnajm Alsaati Alfadi for Importing Agricultural Machinery, Supplies, and Spare Parts	3,438,417
460	Libya Hurra for Importing Generators, Electrical Machinery, Equipment, and Spare Parts	3,414,498

461	Al-Ain for Food Industries and Bottling Water and Juices	3,387,388
462	Alrowad for Manufacturing Foam and Mattresses	3,373,800
463	Polizan for Manufacturing Paints, Putty, and Chemicals	3,373,800
464	Alwadi Alawwal for Food Industries	3,367,800
465	Alzin Aldawliya for Importing Foodstuff	3,353,078
466	Sajima for Manufacturing Building Materials, Paint, Plastics, and Raw Materials	3,328,200
467	Almuheet Alraeda for Importing Electrical and Non-Electrical Devices and Spare Parts	3,316,098
468	Kul Alnas for Importing Foodstuff, Livestock	3,310,868
469	Tawasul Libya for Importing Electronics, Joint Stock	3,305,180
470	Anabeeb Misrata for Manufacturing Plastic Pipes and Accessories	3,296,974
471	Almuhrikat Al-yabaniya for Importing Means of Transport and Accessories	3,284,644
472	Al-Safa Alawla for Manufacturing Insulators and Chemical Additives	3,266,100
473	Nour Alkanari for Hatching Eggs, Poultry Farming, and Production	3,263,293
474	Africa Aljadida for Importing Foodstuff	3,246,846
475	Alghwaitat for Importing Tires and Rims	3,246,661
476	Wadi Bi Alkabeer for Importing Seeds and Agricultural Supplies	3,240,000
477	Asasat Al-Mohandis for General Contracting	3,223,232
478	Alqidoum for Importing Electrical and Household Appliances	3,220,617
479	Almuqdad for Importing Foodstuff	3,203,000
480	Libyana for Importing Foodstuff, Livestock, and Meat	3,198,000
481	Albadia Alareqa for Food Industries	3,197,111
482	Shaghaf for Food Industries	3,172,700
483	Nuqoush Libya for Importing Building Materials and Sanitary Materials	3,167,053
484	Afdal Alashkal for Manufacturing Electronic and Electrical Devices	3,165,000
485	Alhayat Almutamayyiza for Importing Electrical and Non-Electrical Devices, Spare Parts, and Electro Devices	3,164,628
486	Sabeel for Manufacturing Cleaning Materials	3,160,250
487	Aali Tebesti for Food Industries	3,157,000
488	Manarat Al-Iskandariya for Importing Foodstuff	3,137,500
489	Majmet Althiqah Aldaima for Importing Foodstuff, Livestock, and Meat	3,135,414
490	Altomoh Alarabi for Importing Foodstuff	3,135,395
491	Almarkabat Almutakaddima for Importing Means of Transport and Accessories	3,134,405

492	Khayrat Aljoud for Importing Agricultural Machinery, Supplies, and Spare Parts	3,133,929
493	Alnajah for Manufacturing Insulated Panels and Prefabricated Houses	3,122,130
494	Super for Manufacturing Building Materials, Paint, Plastics, and Raw Materials	3,115,200
495	Almeis for Importing Medicines, Medical Preparations, and Mother and Child Supplies	3,113,404
496	Alruya Almutajadida for General Contracting and Real Estate Investment	3,093,882
497	Alwiyaya for Importing Medical Equipment, Medicines, Medical Preparations, Medical Laboratories, and Supplies	3,061,666
498	Souq Alkhamis for Manufacturing Animal Feed	3,060,000
499	Altarabot Almateen for Iron Industries	3,059,710
500	Alsawla for Food Industries, Water Technology, and Plastic Sheet Manufacturing	3,050,018
501	Muharikat Alpha for Importing Cars and Spare Parts (LLC, Subsidiary of Alpha Holding)	3,026,000
502	Alistirada for Information Technology, Surveillance Systems Installation, and Software Supply	3,018,700
503	Alistimrar for Importing Foodstuff	3,017,250
504	Alshaheen Alawwal for Mills and Animal Feed Manufacturing	3,016,000
505	Almoed Aldaqq for Communications and Information Technology	3,005,000
506	Panorama Libya for Importing Foodstuff	2,999,430
507	Tijan for Importing Raw Materials	2,999,304
508	Alriyan Alraqi for Importing Foodstuff and Food Supplies	2,998,800
509	Almutawassita Aljadida for Importing Raw Materials	2,997,648
510	Aldawliya for Importing Electrical and Household Appliances	2,989,144
511	Almaraei Almasiya for Food Industries	2,981,900
512	Alhandasa for Importing Raw Materials	2,980,000
513	Alfa for Importing Materials, Equipment, Electrical Supplies, and Accessories	2,979,223
514	Dirsaf for Manufacturing Marble and Granite	2,976,750
515	Alkhibraat Aldawiya for Importing Medicines and Medical Equipment	2,966,648
516	Alaqaria Alhaditha for Importing Building Materials, Sanitary Materials, and Accessories	2,957,326
517	Alhisan Aldhahabi for Manufacturing Cleaning Materials	2,951,750
518	Almadina Alhadidiya for Importing Building Materials	2,950,200
519	Almustawrad Aljadid for Importing Foodstuff, Livestock, and Meat	2,943,037
520	Asnaf Altibbiya for Importing Medical Equipment	2,942,838
521	Aldiqa for Manufacturing Aluminum	2,933,651
522	Aldaw' Alabyad for Importing Electronics, Electrical Materials, and Spare Parts	2,929,290

523	Almasdar Alraqi for Manufacturing Foodstuff	2,925,000
524	Huqoul Alawla for Importing Agricultural Machinery, Supplies, and Spare Parts	2,914,866
525	Almazaya Real Estate for General Contracting and Real Estate Investment	2,910,743
526	Abera Albihar for Importing Tobacco, Cigarettes, and Supplies	2,910,000
527	Almabrouka for Importing Foodstuff	2,900,643
528	Alfirdous Alkhadra for Importing Agricultural Machinery, Equipment, and Supplies	2,900,557
529	Alhabba Alfidhiya Aldawliya for Importing Agricultural Machinery, Supplies, and Seeds	2,896,800
530	Dhat Alburooj for Manufacturing Aluminum	2,895,462
531	Emax Electro for Importing Electrical and Electronic Devices	2,890,874
532	Wafira Alghitha for Importing Foodstuff	2,882,250
533	Almobahira for Manufacturing Metal and Electronic Sheets	2,860,000
534	Almaali Alwataniya for Manufacturing Furniture, Doors, and Windows	2,833,335
535	Alnqat Aljadida for Importing Agricultural Machinery, Supplies, Equipment, and Spare Parts	2,809,470
536	Alnada for Manufacturing and Bottling Mineral Water, Juices, and Soft Drinks	2,806,417
537	Almurooj for Manufacturing Animal Feed and Rice Mills	2,800,000
538	Almutakaddimoon Allibiyoon for Importing Electronic and Electrical Devices, Accessories, and Spare Parts	2,793,240
539	Alwaha for Manufacturing Paints, Putty, and Supplies	2,778,233
540	Almubarmij Alhadith for Importing Electronic and Electrical Devices and Accessories	2,777,860
541	Libyana for Importing Medicines and Medical Equipment	2,732,075
542	Ajawid for Importing Agricultural Machinery, Supplies, and Spare Parts	2,718,670
543	Altahadi Alawwal for Manufacturing Paper and Cardboard	2,714,625
544	Almitaq Alhadith for Manufacturing PVC	2,713,462
545	Salalah for Manufacturing Furniture, Doors, and Windows	2,711,230
546	Makamin Alawla for Manufacturing Furniture	2,707,108
547	Alreef for Importing Foodstuff	2,699,516
548	Amwaj Almuheet for Manufacturing Foodstuff	2,698,765
549	Al-Libiya Al-Muttahida for Manufacturing Wood Products	2,697,390
550	Nabd Alfouad for Importing Medical Equipment	2,676,185
551	Alsibal Almasooma for Importing Agricultural Machinery and Spare Parts	2,673,842
552	Alsunbla for Manufacturing Foodstuff	2,651,705
553	Altafoq for Mills and Animal Feed	2,651,500

554	Alikram for Importing Agricultural Machinery and Equipment	2,650,285
555	Alafdalya Aldaima for Importing Foodstuff, Livestock, and Meat	2,644,941
556	Alfayiq Almutamayyiz for Heavy Industries	2,639,500
557	Almuheet for Importing Electrical and Non-Electrical Devices and Spare Parts	2,639,409
558	Adwaa Almadina Aldhahabiya for Importing Electronic and Electrical Devices, Spare Parts, and Mobile Phones	2,638,093
559	Akno for Importing Foodstuff	2,633,862
560	Alramal Albayda for Importing Means of Transport and Accessories	2,627,956
561	Talents Aldawliya for Importing Various Means of Transport and Accessories	2,627,956
562	Altawasul Alawwal for Paper Industries	2,621,666
563	Alkhiyar Alafdal for Importing Electronic and Electrical Devices	2,621,000
564	Matin for Importing Cleaning Materials	2,611,692
565	Sfax for Importing Medicines, Medical Equipment, and Mother and Child Supplies	2,606,210
566	Kfouf Alraha for Importing Medical Equipment and Supplies	2,601,672
567	Alzamruda Aldawliya for Food Industries, Mills, and Rice Mills	2,600,000
568	Shorouq Libya for Importing Foodstuff	2,595,745
569	Alhatif Almutaharrik for Importing Electronic Devices and Accessories and Spare Parts	2,591,431
570	Aldiaa Aldawliya Alawla for Importing Electrical and Non-Electrical Devices, Spare Parts, and Equipment	2,577,858
571	Atmar Almutahida for Importing Foodstuff	2,572,444
572	Unwan Alwaha for Food Industries	2,557,570
573	Aldar Alarabia for Importing Foodstuff, Livestock, and Meat	2,547,826
574	Tareeq Alnaim for Importing Agricultural Machinery and Equipment	2,545,600
575	Alkof for Importing Foodstuff	2,522,157
576	Libya Aljadida for Importing Cars and Spare Parts	2,518,022
577	Libya Alwataniya Alawla for Wood Industries and Furniture Manufacturing of All Types	2,517,318
578	Alnukhba almudhia for Manufacturing Wooden and Metal Furniture and Accessories	2,516,192
579	Shuaa alawla for Manufacturing Building Materials and Sanitary Ware	2,507,448
580	Allibiya alasriya for Importing Electrical, Non-Electrical, and Electronic Devices and Materials	2,501,863
581	Alsibra aljadida for Importing Electrical and Non-Electrical Devices and Spare Parts	2,501,701
582	Alqitae althabit for Aluminum Manufacturing	2,501,692

583	Enoud aljabal for Importing Foodstuffs	2,499,998
584	Arzaq alkhair for Food Industries	2,496,505
585	Alwathaq alawal for PVC Manufacturing	2,495,622
586	Alzahra albaida for Electrical Industries of All Kinds	2,493,440
587	Allibiya alsariea for Civil Aviation, Ground Handling, and Air Cargo	2,491,206
588	Amajan arzakim for Importing Electrical, Non-Electrical Devices, Spare Parts, and Electronics	2,489,522
589	Shate alnakhil for Iron Industries	2,485,653
590	Droob Libya International for Plastic Industries	2,481,380
591	Alitqan Mobile for Importing Electronics, Electrical Materials, and Spare Parts	2,480,270
592	Alghitha alsami alawal for Food Industries	2,480,000
593	Dar alyusr for Food Industries	2,478,598
594	Alnawar for Importing Medical Equipment and Supplies	2,475,937
595	Bakat alrabi for Importing Foodstuffs	2,465,000
596	Alatayeeb for Importing Foodstuffs, Livestock, and Meat	2,446,275
597	Aleunwan for Importing Household Goods, Electrical and Electronic Devices and Accessories (Subsidiary of Maiz)	2,441,919
598	Alyam for Importing Foodstuffs	2,440,452
599	Alrabi aljadeed for Importing Foodstuffs	2,433,518
600	Hadaeq alnaseem for Food Industries	2,422,055
601	Alemtiaz alhadith for Importing Building Materials, Sanitary Ware, and Accessories	2,407,494
602	Nasaem Libya for Importing Decorative Items, Sundries, and Cleaning Materials	2,403,173
603	Majmouat almotatawareen for PVC and Aluminum Industries	2,400,993
604	Shamal alqarah for Importing Building and Sanitary Materials	2,398,155
605	Altahadi alawal for Electronics Manufacturing	2,385,662
606	Alufuq alduwaliya for Importing Decorative Items, Sundries, and Cleaning Materials	2,378,259
607	Alghida for Importing Foodstuffs	2,359,460
608	Alwahda for Shipping Agencies	2,338,847
609	Alwahaj for Importing Foodstuffs, Livestock, and Meat	2,332,113
610	Aleafia for Importing Medicines and Medical Equipment (Joint Stock Company)	2,329,468
611	Alwathiqa alaslia for Importing Means of Transport and Accessories	2,328,902
612	Altarabot for Manufacturing Doors, Windows, and Geometric Shapes	2,326,703
613	Alrukn alelectroni for Manufacturing Electronic and Electrical Devices	2,319,641



614	Altaiq albanir alawar for Importing Electronic, Household, and Electrical Devices and Accessories	2,309,662
615	Alahtimam for Importing Medical Equipment, Medicines, Medical Preparations, and Mother & Child Supplies	2,303,894
616	Altamayoz Factory for Aluminum and PVC Manufacturing	2,302,349
617	Alstibraaq almodi for Importing Electronics, Electrical Devices, Spare Parts, and Mobile Phones	2,286,072
618	Qasr alhamraya for Importing Foodstuffs, Livestock, and Meat	2,286,020
619	Zakharef for Furniture Manufacturing	2,284,628
620	Almajal alwasi for Manufacturing Electronic and Electrical Devices	2,251,715
621	Altaamer for Importing Building Materials, Sanitary Ware, and Accessories	2,243,844
622	Sama for Wooden Industries	2,230,450
623	Alsultan for Plastic Industries	2,206,290
624	Alkhaleej alzaher for Food Industries	2,185,873
625	Ard alkhairat for Coffee Production	2,179,584
626	Almansour for Asphalt and Petroleum Derivatives Manufacturing	2,175,000
627	Alomma almutahida for Printing, Publishing, Media, Paper Industries, and Packaging	2,170,159
628	Droob albidaa for Importing Agricultural Equipment, Supplies, and Spare Parts	2,160,000
629	Rukn aldiyaa for Importing Electrical, Non-Electrical Devices, Spare Parts, and Electronics	2,150,527
630	Allamsa aljadeeda for Furniture Manufacturing	2,144,750
631	Abnaa Belhaj Factory for Manufacturing Aluminum and PVC Doors and Windows	2,144,675
632	Aboshanab for Importing Foodstuffs	2,132,072
633	Alzeraei alduwali for Importing Agricultural Equipment and Supplies	2,131,632
634	Jenan alkhair for Importing Foodstuffs	2,128,873
635	Alsahel for Communications and Technology (Joint Stock Company)	2,113,274
636	Shaheen almostaqbel for Importing Foodstuffs, Livestock, and Meat	2,092,745
637	Alfonoon for Importing Books and Stationery	2,085,200
638	Alrakhā for Flour and Its Derivatives Manufacturing	2,080,000
639	Alborj alduwaliya for Marble and Granite Cutting and Building Materials Manufacturing	2,077,442
640	Aalam altaqnia for Manufacturing Paper and Plastic Cups	2,068,900
641	Almubarakah for Food Industries (Limited Liability Company)	2,068,744
642	Alsawaed alalamia for Importing Foodstuffs, Livestock, and Meat	2,062,789

643	Alwatania for Importing Machinery, Heavy Equipment, Their Supplies and Spare Parts, and Factory & Workshop Equipment	2,053,010
644	Alshamila altibiya (Ltd.) for Importing Medicines and Medical Equipment	2,034,945
645	Abodabbous Factory for Manufacturing Plastic Containers and Household Items	2,021,237
646	Aisaneh aimotatawer alawai for Importing Electrical, Non-Electrical Devices, Spare Parts, and Electronics	2,020,666
647	Alarif for Importing Electrical, Non-Electrical Devices, Spare Parts, and Electronic Devices and Accessories	2,015,403
648	Sama altaqaddom for Manufacturing Doors, Windows, and Decorations from Aluminum, PVC, Wood, and Gypsum Board	2,001,806
649	Qimmat aljibal for Electronic and Electrical Industries	2,001,614
650	Mawasem alkhair for Animal Feed Manufacturing (Subsidiary of Alnoor Holding Group)	2,000,000
651	Albadil altibi for Importing Medicines and Medical Equipment	1,999,693
652	Wodian alrabi for Mills and Animal Feed	1,999,250
653	Roubou albowadi for Animal Feed Manufacturing	1,999,250
654	Alandalus for Manufacturing Feed and Its Derivatives	1,999,250
655	Qarara for Importing Jewelry, Precious Stones, and Precious Metals	1,984,995
656	Wakeel Zaltan for Importing Foodstuffs, Fruits, and Meat	1,972,500
657	Aluras aljadida for Furniture Manufacturing	1,968,217
658	Sahel alhenshir for Importing Electrical Appliances, Materials, Spare Parts, and Electronic Devices and Accessories	1,965,377
659	Etar Aldawliya for Importing Decorations, Hardware, and Cleaning Materials	1,947,000
660	Almuran for Furniture Manufacturing	1,922,238
661	Sandra for Importing Foodstuffs, Livestock, and Meat	1,920,188
662	Aldanoub for Importing Foodstuffs	1,911,409
663	Almahsol alakhder for Rice Mills, Food Industries, Flour Milling and Derivatives	1,894,000
664	Alsafia althahabiya for Mills and Feed	1,890,000
665	Alrifaq aljodod for Importing Livestock and Meat	1,872,200
666	Jawhara Alsinaiya for Aluminum and PVC Manufacturing	1,869,821
667	Alaemida Almudiea for Importing Building Materials and Sanitary Ware	1,854,900
668	Alkhatwa Aloula for Manufacturing Boards and Insulating Materials	1,848,000
669	Albinaa Almethali for Importing Electrical and Non-Electrical Appliances and Spare Parts	1,845,400
670	Alwaha for Insurance	1,843,591
671	Autad Albinaa for Importing Building Materials, Sanitary Ware and Accessories	1,839,000

672	Aldeqah Alalia for Importing Foodstuffs, Livestock, and Meat	1,832,923
673	Manazel for Importing Electrical and Non-Electrical Appliances and Spare Parts	1,823,609
674	Lamees Alweqaya for Importing Mother and Baby Supplies	1,819,911
675	Najmat Algharb for Importing Building Materials, Sanitary Ware and Accessories	1,819,800
676	Injaz Alwatania for Building Materials Manufacturing	1,811,700
677	Almottahida Aljadida for Importing Cars and Spare Parts	1,808,594
678	Alheblou Alalamia for Maritime Agencies	1,799,033
679	Alyarmouk Alhadeeth for Aluminum Manufacturing	1,797,976
680	Alqout for Food Industries	1,794,512
681	Kayan Altawasul for Importing Mobile Phones and Accessories	1,789,346
682	Albinaa Althabet for Kitchen and Furniture Manufacturing	1,783,161
683	Alawtar Alsenaiya for Electronic and Electrical Device Manufacturing	1,780,590
684	Almadaen for PVC Manufacturing	1,779,518
685	Alasas Alraqi Aljadeed for Importing Building Materials, Sanitary Ware and Accessories	1,760,480
686	Alnaseem for Importing Household and Electrical Materials	1,757,865
687	Almasar Aldaem for Metal Industries	1,751,037
688	Tamar Almousim for Agricultural Equipment Manufacturing	1,750,500
689	Anwar Misrata for Importing Electrical and Non-Electrical Appliances and Spare Parts	1,741,401
690	Almajdoub Factory for Marble Cutting and Shaping	1,730,989
691	Alittihad Alfelahi for Importing Electrical Materials and Spare Parts	1,728,288
692	Belhaj Alalamia for Door and Window Manufacturing and Decoration Supplies	1,722,785
693	Albarq Almudie for Importing Mother and Baby Supplies	1,721,037
694	Alkayan for Paper, Packaging, and Printing Industries	1,720,600
695	Hadeed Albinaa Almotatawera for Importing Building Materials and Sanitary Ware	1,718,750
696	Kammat Libya for Manufacturing Agricultural Machines, Equipment, and Assembly of Generators	1,711,286
697	Alzein Aldawliya Aljadida for Importing Medical Supplies and Equipment	1,705,577
698	Alru'ya Alalamia for Paints and Pastes	1,695,238
699	Aljosoor for Importing Agricultural Machines and Supplies	1,688,521
700	Rafed Almustaqbal for Importing Foodstuffs	1,687,183
701	Alnojoom Aldahabiya for Importing Cars and Spare Parts	1,679,670
702	Sijjad Tripoli for Carpet Manufacturing	1,669,856
703	Alhazel Almotamiez for Sponge and Mattress Manufacturing (Ltd.)	1,666,678

704	Aljadeed for Iron Industries	1,660,817
705	Aljeera Alalamia for Importing Foodstuffs, Livestock, and Meat	1,655,000
706	Otr Alharamain for Importing Foodstuffs and Fresh Fruits	1,653,278
707	Alaman Alaknassusi for Importing Electrical, Non-Electrical, and Electronic Devices and Accessories	1,650,229
708	Alsharqa for Importing Perfumes and Cosmetics	1,650,000
709	Alrawabi Aldahabiya for Importing Building Materials and Sanitary Ware	1,649,340
710	Zahret Alyasmeen for Importing Agricultural Equipment	1,646,477
711	Najm Alttalaq Alraqi for Importing Agricultural Machines and Supplies	1,634,878
712	Almaida Alraqiya for Importing Foodstuffs	1,624,111
713	Alhabba Aldhahabiya Alalamia for Importing Agricultural Machines, Supplies, Seeds, Fertilizers, Harvesting and Plowing Equipment, and Spare Parts	1,619,955
714	Riad for Food Industries	1,615,839
715	Alsahraa Alkabira for Cleaning Materials Manufacturing	1,610,000
716	Alshofan for Importing Agricultural Machines, Supplies, and Spare Parts	1,601,923
717	Beit Alsafwa for Aluminum and PVC Manufacturing	1,598,739
718	Alraed Allibi for Food Manufacturing	1,587,520
719	Karzaz for Importing Building Materials, Sanitary Ware and Accessories	1,580,134
720	Nahj Alasemah for Furniture Manufacturing	1,577,590
721	Alsadaqa Aldawliya for Importing Various Means of Transportation and Spare Parts	1,575,824
722	Zadco Pharma for Importing Medicines and Medical Equipment	1,564,366
723	Alwaseela for Food Industries	1,563,613
724	Otr Alward for Chemical and Cleaning Materials Manufacturing	1,556,104
725	Alghiran Aljadida for Furniture Importing	1,552,705
726	Aldawliya for Importing Medicines and Medical Equipment	1,545,130
727	Alreemas Altibya Aloula for Importing Medical Equipment	1,540,735
728	Almowja for Electronic Industries	1,537,515
729	Darb Albinaa for Importing Raw Materials	1,532,500
730	Aljosoar Alfiddiya for Importing Building Materials and Sanitary Ware	1,532,500
731	Fares Almotamieza for Importing Equipment, Medicines, Medical Preparations, and Mother & Baby Supplies	1,529,500
732	Qasr Aljibran for Importing Foodstuffs, Livestock, and Meat	1,523,660
733	Almanhal for Importing Medicines, Medical Preparations, and Mother & Baby Supplies	1,510,765

734	Alneizaq Albaher for Importing Electrical, Non-Electrical, and Electronic Devices and Spare Parts	1,510,608
735	Allibiya Alsariea for Aviation Services	1,507,030
736	Magro for Importing Electrical, Non-Electrical, and Electronic Devices and Accessories	1,504,800
737	Aldeqah Almotamieza for Importing Agricultural Machines, Supplies, Equipment, and Spare Parts	1,501,238
738	Albadeel Alsenai for PVC Manufacturing	1,500,194
739	Taj Alghitha Alawal for Flour Mills and Feed Manufacturing	1,499,850
740	Bedayat Almaamar for Importing Building Materials and Sanitary Ware	1,498,714
741	Altajaddod for PVC Manufacturing	1,498,621
742	Majmoat Alkhalij Alzaher for Importing Foodstuffs	1,497,780
743	Beiti Almateen for Aluminum Manufacturing	1,494,632
744	Josoor Alnahda for Importing Foodstuffs, Livestock, and Meat	1,492,001
745	Jebal Libya for Importing Heavy Equipment, Spare Parts, Factory Equipment, and Supplies	1,490,430
746	Qatis for Importing Electronic Devices	1,486,102
747	Alsaned Alawal for Furniture Manufacturing	1,485,032
748	Alabrarr for Importing Mobile Phones and Accessories	1,480,500
749	Alborj Alalamia for Importing Means of Transportation and Accessories	1,480,000
750	Almajd for Importing Cranes and Heavy Equipment	1,473,980
751	Alisteqlal for Importing Foodstuffs	1,469,400
752	Alghitha Alsehhi for Importing Foodstuffs	1,459,148
753	Alraqam Alawal for Importing Electrical and Electronic Devices	1,447,344
754	Almarkabat Almotahida for Importing Means of Transportation	1,444,684
755	Rahbat Albaraka for Importing Foodstuffs	1,441,287
756	Ard Alhayat for Agricultural Development and Livestock Production	1,440,000
757	Aljawda Almotakamela for Importing Agricultural Machines, Supplies, and Spare Parts	1,440,000
758	Alnoor Alabyad for Importing Agricultural Machines and Supplies	1,440,000
759	Almawad Alsihiya for Medical Cotton Manufacturing	1,439,875
760	Afaq for Importing Means of Transportation, Accessories, and Workshop Equipment	1,424,818
761	Konoz alsahel for Importing Foodstuffs, Livestock, and Meat	1,422,042
762	Ainor Aloula for Kitchen and Furniture Manufacturing	1,416,251
763	Majmoat Alhdayeq Alkhadhra for Importing Foodstuffs	1,410,000

764	Almostaqbal Alwadih for Importing Mother and Baby Supplies	1,397,180
765	Arowad for Importing Oils and Automotive Greases	1,396,532
766	Aghdhet Alshohad for Importing Foodstuffs	1,390,900
767	Rand for Food Industries	1,378,480
768	Altawasul Aljadeed for Manufacturing Doors, Windows, and Decorations from Aluminum, PVC, and Wood	1,371,127
769	Tuyoor Aljana for Importing Books and Stationery	1,365,736
770	Altaqadom Aldawliya for Cleaning Materials Manufacturing	1,364,747
771	Alnokhba for Importing Foodstuffs	1,363,051
772	Belhaj Factory for Plastic and Aluminum Mat Manufacturing	1,361,487
773	Shams Aljazeera for Importing Electronic, Electrical, and Non-Electrical Devices, Spare Parts, and Accessories	1,359,660
774	Alsahl Alakhdar for Mills and Feed	1,357,493
775	Abraj Aldhahabiya for Paints and Pastes	1,355,782
776	Alraheeq Alazraq for Food Industries	1,353,060
777	Altaqnia Aldawliya for Importing Medicines and Medical Supplies	1,352,704
778	Alasala Aldhahabiya for Mills and Rice Mills	1,350,000
779	Safaa Altareeq for Importing Foodstuffs, Livestock, and Meat	1,344,160
780	Alsand for Wood Industries	1,342,312
781	Qaraji for Importing Means of Transportation, Accessories, and Spare Parts	1,340,079
782	Alborj Alghithaee Aljadeed for Importing Foodstuffs, Livestock, and Meat	1,340,000
783	Saba for Importing Foodstuffs	1,335,188
784	Samno for Manufacturing, Packaging, and Preparing Foodstuffs, Nuts, and Coffee	1,335,000
785	Alsabah Allibiya for Iron Industries	1,331,967
786	Alein Alsaheira for Importing Foodstuffs	1,326,980
787	Almaamoura Aljadida for Mills, Feed, and Rice Mills	1,325,000
788	Itar Alafdal for Importing Means of Transportation and Accessories	1,314,613
789	Taqnia Alsenaeya for Metal and Steel Works and Construction	1,310,892
790	Alruwad for Importing Clothes, Textiles, and Leather Products	1,310,509
791	Al Marsa Factory for Metal Furniture	1,301,672
792	Al Jawhara Company for Importing Cleaning Materials Limited Liability	1,297,769
793	Majmoua Almuqaa Almotamda Company for Importing Transportation Equipment and Accessories	1,294,859

794	Al-Andema Al-Mutaqaddima Company for Importing Electronic Devices, Accessories, and Spare Parts	1,293,535
795	Al-Rimal Company for Importing Maternity and Child Supplies	1,289,585
796	Majmoat Shamal Afreqy Information Technology Company	1,288,257
797	Dar Al-Khebra Company for Importing Cars and Spare Parts	1,285,420
798	Al-Badil Company for Importing Electronic Devices and Accessories	1,280,710
799	Al-Burj Al-Fadhi Company for Importing Electronics and Household Supplies	1,276,624
800	Al-Khayam Company for PVC Manufacturing	1,265,482
801	Al-Ronaq Factory for Wood Industries	1,258,694
802	Hadatha Al-Asr Company for Importing Agricultural Machinery, Supplies, and Spare Parts	1,256,816
803	Al-Mazare' Al-Awal Company for Importing Livestock and Meat	1,255,142
804	Al-Sada Company for Importing Medical and Pharmaceutical Equipment and Supplies	1,254,313
805	Al-Basatin Al-Khadra Group Company for Importing Foodstuffs, Fresh Fruits, Livestock, and Meat	1,250,000
806	Al-Asima Al-Alamiah Company for Importing Cars and Spare Parts	1,248,563
807	Al-Laneq Company for Importing Electrical and Non-Electrical Appliances, Materials, and Spare Parts	1,240,347
808	Tawasul Al-Ghad Company for Importing Foodstuffs	1,239,330
809	Al-Nabras Company for Importing Foodstuffs, Livestock, and Meat	1,237,166
810	Al-Marj Majmouaa Company for Importing Foodstuffs Livestock and Meat	1,234,714
811	Al-Mannar Al-San Company for Importing Building Materials, Sanitary Materials, and Accessories	1,231,200
812	Fayoumi Company for Feed and Grain Milling	1,227,653
813	Al-Yanbou Alalamya Company for Importing Foodstuffs	1,222,500
814	Al-Heera Company for Manufacturing Electronic and Electrical Appliances	1,220,975
815	Mafaza Motors Company for Importing Transportation Equipment and Accessories	1,216,048
816	Al-Ghout Company for Importing Clothing, Textiles, and Leather Products	1,215,247
817	Al-Tanara Company for Fishing and Canning Fish	1,215,000
818	Al-Tahadi Al-Awal Company for Furniture Manufacturing	1,207,116
819	Al-Qalaa Al-Kubra Company for Importing Agricultural Supplies and Spare Parts	1,202,382
820	Adwaa Al-Mutawasit Company for Importing Electrical and Electronic Appliances	1,200,642
821	Al-Raha Company for Importing Foodstuffs, Livestock, and Meat	1,198,388
822	Al-Ahlam Company for Manufacturing Foams and Mattresses, a subsidiary of NATCO Holding Company	1,194,072
823	Al-Rowwad Aldouli Factory for Clothing	1,184,630

824	Al-Alamiya Al-Mutamayza Company for Importing Transportation Equipment and Accessories	1,182,932
825	Gharyan Aldoulia Company for Importing Electrical and Electronic Appliances and Materials	1,182,412
826	Al-Alamiya Beverages Company	1,177,716
827	Maeda Al-Rahman Company for Importing Foodstuffs	1,177,600
828	Balhaj Aldoulia Company and Partners for Importing Electrical and Non-Electrical Appliances, Materials, and Spare Parts	1,174,444
829	Najmat Al-Majra Company for Importing Livestock and Meat	1,165,879
830	Al-Sayyadala Company for Importing Medicines and Medical Supplies	1,162,716
831	Dakat Al-Ikhtiyar Company for Importing Electrical and Non-Electrical Appliances, Materials, and Spare Parts	1,158,263
832	Bayan Al-Khair Al-Mutawasal Company for Importing Building Materials, Sanitary Materials, and Accessories	1,156,825
833	Al-Watania Al-Ula Company for Flour and Feed Manufacturing	1,152,750
834	Al-Saraya International Company for Wood Industries	1,144,396
835	Sultan Al-Baraka Company for Importing Foodstuffs	1,137,600
836	Adwaa Al-Shamal Company for Importing Electrical Materials	1,123,314
837	Al-Mutawasit Al-Zahir Company for Importing Foodstuffs	1,121,095
838	Al-Muttahida Libyan Company for Importing Electronic, Electrical, and Non-Electrical Appliances, Spare Parts, and Accessories	1,110,283
839	Afaq Al-Tatweer Company for Aluminum and PVC Manufacturing	1,109,361
840	Qawaed Al-Majd Company for General Contracting and Real Estate Investment	1,104,964
841	Jabal Al-Sharq Company for Poultry Breeding, Eggs, and Meat Production	1,103,961
842	Al-Amal Farm Company for Importing Machinery, Agricultural Supplies, and Spare Parts	1,100,249
843	Al-Qatuf Al-Alia Company for Importing Foodstuffs	1,089,056
844	Najmat Al-Khair Company for Paper Industries	1,084,350
845	Al-Rukn Al-Sharqi Company for Information Technology	1,083,948
846	Marouj Libya Company for Importing Machinery, Agricultural Supplies, and Spare Parts	1,080,000
847	Al-Qalaa Company for Importing Agricultural Supplies	1,080,000
848	Al-Shahed Group Company for Importing Foodstuffs	1,075,000
849	Al-Awafi Company for Importing Foodstuffs	1,074,876
850	Al-Ishraq Al-Jadeed Company for Furniture Manufacturing	1,073,998
851	Al-Tawuniya Company for Industries Iron	1,073,732



852	Issam and Partners Coffee Company	1,069,823
853	Al-Masar Al-Libi Company for Importing Foodstuffs, Livestock, and Meat	1,065,338
854	Al-Fakhira Company for Importing Foodstuffs and Fruits	1,060,786
855	Misurata Factory for the Manufacture of Plastic Pipes	1,054,804
856	Alwan Company for Paper and Cardboard Industries	1,052,747
857	Ianaset Al-Binaa Company for Importing Building Materials, Sanitary Supplies, and Accessories	1,050,227
858	Al-Tariq Company for Importing Agricultural Supplies	1,050,000
859	Dunya Al-Seha Company for Importing Veterinary Medicines, Serums, and Vaccines	1,047,748
860	Al-Kawkab Al-Dhanabi Company for Importing Electronic Devices, Accessories, and Spare Parts	1,045,283
861	Aqlam Company for Paper Industries	1,043,675
862	United Resources Foodstuff Import Company	1,041,136
863	Loran Foodstuff Import Company	1,039,985
864	Sah Technology Company for Importing Books, Stationery, Office Supplies, and Equipment	1,038,941
865	Nour Al-Taquadum Foodstuff Import Company	1,038,784
866	Abu Bakr Salem Malouq Paper Factory	1,037,800
867	Al-Nahda Libyan Company for Carton and Paper Products	1,035,823
868	Al-Qurtas Paper and Cardboard Manufacturing Company	1,034,250
869	Al-Khaleej Company for the Manufacture of Shoes and Leather Products	1,033,571
870	Al-Rabi' Al-Sa'ed Company for Importing Building and Sanitary Materials and Accessories	1,029,266
871	Alam Al-Qiyada Company for Importing Transportation Equipment	1,022,685
872	Hadf Al-Salama Company for Information Technology	1,020,026
873	Al-Mizan Al-Matlob Company for Information Technology	1,019,672
874	Masarat Al-Ilm Company for Communications and Information Technology	1,019,577
875	Al-Sura'a Al-Makkiah Company for Information Technology	1,018,702
876	Abwab Al-Fath Company for Importing Stationery and Office Supplies	1,018,059
877	Al-Siraj Al-Munir Company for Information Technology	1,016,961
878	Al-Hasad Al-Daem Company for Importing Agricultural Machinery, Supplies, and Spare Parts	1,014,307
879	Al-Mazra'a Al-Dhababia Company for Investment and Agricultural Production	1,004,302
880	Al-Mustaqbal Company for Food Development	1,001,999
881	Al-Mawla Distribution Company for Information Technology	999,318

882	Manara Shahat Aluminum Factory	998,116
883	Al-Borouj United Company for Feed, Flour, and Grain Milling	997,500
884	Al-Yasmine International Company For Food Industries	996,855
885	Green Field Company for Importing Agricultural Machinery, Supplies, and Spare Parts	989,813
886	Fine Company for Manufacturing Sponges and Sofas	989,055
887	Quwwat Al-Furad Company for Manufacturing Hangars, Prefabricated Houses, and Metal Forming	987,550
888	Al-Farouk Medical Company for Importing Medicines, Medical Equipment, Medical Products, and Maternity and Child Supplies	982,144
889	Al-Alama National Food Industries Company	981,797
890	Al-Fahd Al-Sare' Company for Importing Raw Materials	980,546
891	Al-Rafi' Company for Manufacturing Electronic and Electrical Devices	978,225
892	Al-Imad Company for Importing Medicines, Medical Equipment, Medical Products, and Maternity and Child Supplies	977,935
893	Rimal Libya Company for Communications and Information Technology	976,080
894	Al-Murshid Group Company for Importing Transportation Equipment and Accessories LLC	975,690
895	Al-Abanous Company for Furniture Manufacturing	975,631
896	Al-Zad International Company for Foodstuffs Manufacturing	975,465
897	Al-Almas Company for Communications and Technology	974,727
898	Al-Atar Al-Amin Company for Importing Tires, Tables, and Car Accessories	970,987
899	Al-Muntaha International Company for Importing Electrical and Non-Electrical Appliances, Materials, Spare Parts, and Electronic Devices	970,632
900	Rahma Company for Importing Transportation Equipment and Accessories	962,807
901	Al-Badi Al-Mumtaz Company for Importing Electronic, Electrical, and Non-Electrical Devices	956,280
902	Ranin Al-Awal Company for Communications and Technology	950,128
903	Company The First Libyan Company for Soap and Cleaning Materials	949,798
904	Al-Zaher Company for Office and Home Furniture	949,299
905	Al-Atheer Company for Furniture Manufacturing	948,820
906	Al-Maha Company for Importing Vaccines and Veterinary Medicines	944,748
907	Al-Joudah Al-Raeda Company for Importing Foodstuffs	940,500
908	Al-Dar Al-Jadeeda Company for Importing Building Materials, Sanitary Materials, and Accessories	940,350

909	Al-Zahra Company for Importing Medical Equipment, Medicines, Pharmaceuticals, and Maternal and Child Supplies	937,771
910	Al-Taqaddum Company for Metal and Plastic Industries	932,162
911	Al-Tayer Al-Abyad Company for Food Industries	930,628
912	Arain Company for Importing Agricultural Machinery, Supplies, and Spare Parts	930,046
913	Rukn Al-Mutawasit Company for Manufacturing Electronic and Electrical Devices	928,850
914	Al-Tanmiyyah Engineering Company for Trailer Manufacturing	925,100
915	Al-Zawiya Oil Company for Importing Oils and Auto Accessories	924,369
916	Al-Masar Al-Jadeed Company for Importing Various Transportation Means, Cars, and Spare Parts	921,790
917	Wafrah Al-Madinah Company for Food Industries	917,535
918	Balady Paint Factory	915,436
919	Apolonia Pharma Company for Importing Medicines and Maternal and Child Supplies	906,314
920	Al-Tarabat Al-Dimam Company for Importing Transportation Means and Accessories	900,500
921	Al-Ulum Company for Importing Electronics	900,000
922	Ishraqat Al-Amal Company for Agricultural, Animal, and Poultry Investment	900,000
923	Al-Wadi Company for Importing Materials Construction and Sanitary Materials	899,887
924	Obour Electronic Payment Solutions Joint Stock Company	896,770
925	Arkan Libya Furniture Manufacturing Company	895,126
926	Matla' Al Fajr Group for Importing Foodstuffs, Fruits, Vegetables, Meat, and Livestock	892,172
927	Al Quwairi Steel Industries Company	877,564
928	Al Awael Al Jadida Group for Manufacturing Furniture and Accessories	875,882
929	Marhaba Company for Importing Foodstuffs	875,792
930	Al Muthalathat Foodstuff Industries Joint Stock Company	873,171
931	Al Rahba Company for Importing Foodstuffs	869,130
932	Azki Company for Importing Transportation Equipment and Accessories	867,371
933	Al Thuraya Company for Importing Building Materials, Sanitary Equipment, and Accessories	850,930
934	Awraq Al Khair Company for Importing Foodstuffs, Livestock, and Meat	849,695
935	Al Alamiya Sweets and Foodstuff Manufacturing Company	837,434
936	Al Afdal Feed Manufacturing Company	825,000

937	Ras Al Majen Factory for Manufacturing Doors, Windows, and Geometric Shapes from Aluminum and PVC	823,756
938	Beyout Al Ezz Group Company for Importing Building Materials and Electrical Sanitary Materials	822,454
939	Delta United Company for Manufacturing Packaging Materials	815,560
940	Al Burj Al Aali Company for Electronic and Electrical Industries	812,700
941	Al Najma Soap Manufacturing Company	811,571
942	Al Bayader Al Khadra Company for Importing Various Transportation Equipment and Accessories	810,666
943	Noor Al Qamar Company for Electronic and Electrical Industries	802,800
944	Maftah Al Khair Company for importing electrical appliances, spare parts, electronic devices, and accessories	800,000
945	Al Khabir Al Mualej Company for importing building materials, sanitary materials, and accessories	795,173
946	Al Mutawwarah Company for importing electrical appliances and spare parts	784,275
947	Libitz Company for importing food supplies	777,196
948	Al Wedad Company for importing food supplies, livestock, and meat	774,900
949	Al Shams Medical Company for importing medical equipment, pharmaceuticals, and maternal and child supplies	772,684
950	Al Rasil Furniture Manufacturing Company	770,540
951	Al Himma Company for importing medicines and medical equipment	769,985
952	Droob Al Rakha Company for importing food supplies	768,500
953	Al Mutahida Company for Aluminum, PVC, and Decoration Manufacturing	767,017
954	Al Qalaa Company for manufacturing aluminum and PVC doors and windows	761,240
955	Miftah Company for importing clothing, textiles, and leather goods	760,295
956	Al Arabiya Company for importing books and stationery	752,128
957	Qasr Al Sudair Company for importing ceramics and building materials	751,100
958	Al Soud Al Mithali Company for importing transportation equipment and accessories	749,023
959	Taj Al Alamiya Company for importing electrical and non-electrical appliances, materials, and spare parts	746,891
960	Al Moassas Al Raqi Company for Iron Industries	741,050
961	Al Basma International Medical Company for importing medicines and medical equipment	738,322
962	Kawasi Company Sanara for importing Oils, Lubricants, Transportation Equipment, and Accessories	734,488
963	Al-Qarib Company for Financial and Electronic Services	733,450

964	Al-Akhl International Company for Importing Electrical and Electronic Devices and Accessories	730,460
965	Ghadames Aviation Company, a subsidiary of Panorama Holding Company	730,042
966	National Food Group Company for Importing Foodstuffs	725,900
967	Aldoulia Company for Importing Agricultural Materials and Supplies	720,000
968	Al-Mutafawqa Company for Importing Electronics	716,023
969	North Africa Company for Manufacturing Soap and Cleaning Materials	712,848
970	Berniq Company for Importing Industrial Machinery and Equipment	705,000
971	Mashareq Al-Khair Company for Manufacturing Furniture and Accessories	702,072
972	Estel International Company for Iron Industries	701,297
973	Al-Rubaie Factory for Manufacturing Sweets and Packaging Legumes	700,588
974	Libya Al-Ata Company for Importing Foodstuffs	697,930
975	Al-Kees Company for Plastic Industries	695,385
976	Victoria Company for Importing Foodstuffs	694,695
977	Al-Sarha Company for Importing Transportation Equipment and Accessories	688,900
978	Al-Takamul Factory for Manufacturing Corrugated Sheet Metal	687,500
979	Hommy Company for Importing Electrical and Non-Electrical Appliances, Materials, and Spare Parts	679,519
980	Al-Batnan Company for Importing Veterinary Medicines	678,994
981	Sultan Al-Khair Company for Importing Foodstuffs	672,500
982	Carthage International Company for Importing Foodstuffs and Fresh Fruits	665,855
983	Rakaz Company For importing building materials, sanitary ware, and accessories	665,520
984	Royal Palace Company for importing medical equipment, medicines, pharmaceuticals, and maternal and child supplies	665,183
985	Breeq Al-Asl International Company for Importing Building and Sanitary Ware and Accessories	662,944
986	Verona Company for importing food, livestock, and meat	657,382
987	Tobruk Company for Refining and Packing Vegetable Oils	656,000
988	Afaq Al-Majra Company for importing meat and livestock	647,900
989	Gulf Production and Processing of Coffee, Spices, Nuts, and Legumes	647,460
990	Al-Manazel Al-Baraqa Company for importing decorative materials, hardware, and cleaning materials	646,194
991	Al-Baskel Company for importing electrical and household materials	645,669
992	Caracas Company for importing food products	642,136

993	Al-Hilal Company for importing electrical and non-electrical appliances, spare parts, and electronic devices	641,080
994	Bilady Al-Jadida Company for Food Industries	640,478
995	Al-Tanmia Company for importing petroleum equipment and supplies	640,128
996	Al-Rahmani Company for grinding clinker and manufacturing cement	639,000
997	Al-Maysam International Company for importing clothing, textiles, and leather goods	638,986
998	Kawarid Al-Madinan Company for importing electrical appliances, materials, and spare parts	638,650
999	Al-Buraiq Al-Awal Company for manufacturing electronic and electrical appliances	637,630
1000	Shumos Al-Ghadha Company for importing food products Livestock and Meat	637,524
1001	Al-Iqlim Company for Importing Foodstuffs and Meat	635,470
1002	Al-Zahraa Company for Importing Foodstuffs	633,684
1003	Dalil Al-Amakan Company for Importing Electrical and Non-Electrical Appliances, Materials, Spare Parts, and Electronic Devices	628,800
1004	Shumooa Company for Construction and Metal Industries	627,437
1005	Al-Atlas International Company for Importing Medicines and Medical Equipment	627,374
1006	Alam Al-Etqan Al-Awal Company for Information Technology	624,150
1007	Al-Zaytouna Al-Khadra Company for Importing Machinery, Agricultural Supplies, and Spare Parts	623,958
1008	Ruya Al-Mustaqbal Company for Importing Foodstuffs	622,440
1009	Buheira Al-Saraia Company for Importing Machinery, Heavy Equipment, Supplies, Spare Parts, and Factory Equipment	622,104
1010	Al-Iaawon Al-Sateh Company for Importing Building Materials, Sanitary Materials, and Accessories	619,964
1011	Al-Usur Company for Importing Clothing, Textiles, and Leather Products	616,152
1012	Al-Fadhal Food Company for Importing Foodstuffs	614,448
1013	Al-Eithar Al-Daem Company for Importing Foodstuffs, Livestock, and Meat	612,231
1014	Al-Andalus Company for Ice Cream Manufacturing	609,920
1015	Al-Maher Aldouli Company for Mills and Feed	605,405
1016	Riyad Al-Madinah Company for Importing Foodstuffs	605,250
1017	Jabal Al-Nour Company for Importing Clothing, Textiles, and Leather Products	601,879
1018	West Mediterranean Company for Importing Materials Cleaning	599,690
1019	Al-Samt Company for Importing Medicines, Medical Equipment, Pharmaceuticals, and Maternity and Child Supplies	597,703

1020	Dar Al-Tijara Company for Importing Foodstuffs, Livestock, and Meat	593,376
1021	Qalaat Al-Mukhtar Company for Importing Computers and Accessories	593,270
1022	Al-Asma Company for Importing Cleaning Materials	592,688
1023	Al-Mazraa Al-Watani Company for Importing Agricultural Machinery, Supplies, and Spare Parts LLC	591,137
1024	Yamama Al Sharq Foodstuff Import Company	589,488
1025	Al Nourain Foodstuff Import Company	589,094
1026	Al Amar Al Baher Company for Importing Electrical Appliances, Spare Parts, and Electronic Devices	585,771
1027	Libya Supply Company for Importing Foodstuffs	585,052
1028	Al Rabie Company for Manufacturing Diapers, Healthcare Supplies, and Detergents	583,991
1029	Sultan Company for Food Industries, Water Bottling, and Beverages	582,972
1030	Al Atwar Company for Importing Electrical Systems	581,673
1031	North Africa International Company for Importing Generators and Spare Parts	581,635
1032	Al- Alamia Company for Prefabricated Buildings	577,800
1033	Al Yaqout Company for Agricultural and Animal Production	573,482
1034	Al Burhan International Company for Importing Foodstuffs, Livestock, and Meat	573,150
1035	Wadi Al Hayat Company for Importing Transportation Equipment and Accessories	570,700
1036	Al Masdar International Company for Importing Foodstuffs, Meat, and Livestock	570,413
1037	Iklil Company for Importing Medicines and Medical Equipment	563,514
1038	Al-Nisa' Al-Manabi' Al-Mutajaddid Company for Importing Electrical and Household Supplies	563,255
1039	Al Irja Company for Importing Office and Home Furniture	562,415
1040	Solouk Company for Manufacturing All Kinds of Feed and Mills	560,150
1041	Medico Company for Importing Medicines, Equipment, Medical Preparations, and Maternity and Child Supplies	557,424
1042	Krochi Company for Manufacturing Aluminum and PVC	554,637
1043	Factory Gulf Shoe Manufacturing	552,299
1044	Talia Foodstuff Import Company	541,396
1045	Mayar Al-Awwal International Company for Importing Foodstuffs, Livestock, and Meat LLC	538,569
1046	Al-Sahari Group for Oil Services	538,000
1047	Libya Poultry Company for Breeding, Packaging, and Marketing	536,500
1048	Banan Company for Importing Perfumes, Cosmetics, Hardware, and Cleaning Materials	535,007

1049	Al-Bashair Company for Importing Electrical Materials	532,112
1050	Ambassa Company for Importing All Kinds of Building Materials	532,000
1051	Al-Watad Company for Mills and Feed	530,155
1052	Al-Nahda National Company for Importing Transportation Equipment and Accessories	526,894
1053	Tooba Company for Importing Various Transportation Equipment and Accessories	526,471
1054	Al-Mizan Al-Thahabi Al-Jadeed Company for Importing Building Materials, Sanitary Supplies, and Accessories	524,653
1055	Etihad Al-Electronics Company for Importing Electronic and Electrical Devices	520,339
1056	Mateen Company for Importing Mother and Child Supplies	519,510
1057	Al-Sunbula Al-Farqa Company for Importing Foodstuffs	512,275
1058	Al-Alamiyyah Al-Hadithah Company for Importing Medicines and Medical Equipment	510,091
1059	Al-Hussein Company for Electrical Industries and Services	509,337
1060	Bawabat Al-Amara Company for General Contracting and Real Estate Investment	504,270
1061	Al-Anes Company for Importing Decorative Materials	504,067
1062	Al-Irtiqaa Al-Muttajadid Company for Importing Building Materials and Sanitary Materials Accessories	503,984
1063	New Farm Company for Importing Livestock, Meat, and Foodstuffs	502,969
1064	Lake Saraya Company for Importing Electrical and Non-Electrical Appliances, Materials, and Spare Parts	502,629
1065	Afaq Al Hayat Company for Importing Electronic Devices, Accessories, and Spare Parts	502,500
1066	Rubiana United Company for Importing Personal Care Supplies and Cleaning Materials	502,280
1067	Libyan Motors Company for Importing Cars and Spare Parts	500,678
1068	Tabahi Company for Communications, Technology, and Information Technology	500,100
1069	Al Akid Al Akid Company for Medical Services	500,000
1070	Hilal Al Qamar Company for Importing Electronic, Electrical, and Non-Electrical Appliances and Spare Parts	499,420
1071	Najmat Al Fursan Company for Importing Foodstuffs	498,750
1072	Al Refak Al Jadeed Company for Importing Transportation Equipment and Accessories	494,000
1073	Al Mawed Al Jadeed Company for Manufacturing Cleaning Materials	493,580
1074	Al Maleka Al Dahabiya Company for Importing Mother and Child Supplies	492,679
1075	Al Mansour Company for Manufacturing Baby Diapers	491,170
1076	Al Takadum Al Mustadham Company for Manufacturing Mattresses and Foams	491,000



1077	Safwat Al Anaam Company for Importing Foodstuffs, Livestock, and Meat	490,769
1078	Amwaj Al Taif Company for Importing Electronic and Electrical Appliances	489,570
1079	Nepal Company for Importing Transportation Equipment and Accessories	489,557
1080	Al Awael Group Company for Manufacturing Home Furniture	489,288
1081	Precise Solutions Company for Information Technology	488,215
1082	Biological Sciences Company for Medical Services and Laboratory Joint Stock Company	488,215
1083	Al-Alama Al-Awal Company for Importing Medical Equipment, Medicines, Medical Preparations, and Maternity and Child Supplies	487,654
1084	Sadeem International Company for Importing Foodstuffs, Livestock, and Meat	484,841
1085	Aman Al-Ghad Company for Importing Foodstuffs, Livestock, and Meat	484,717
1086	Qarnab Company for Importing Cars, Spare Parts, Oils, and Lubricants	483,538
1087	Carthage International Company for Importing Foodstuffs	480,920
1088	Atr Al-Sharq Company for Importing Cleaning Materials	480,174
1089	Al-Rasm Company for Importing Books and Stationery	480,000
1090	Al-Taj Al-Libi Company for Importing Foodstuffs	477,485
1091	Jisr Al-Khaleej Company for Importing Livestock and Meat	476,952
1092	Kenan Company for Electromechanical and Electrical Industries	476,500
1093	Al-Madina Misurata Company for Paint and Paste Manufacturing	475,386
1094	Al-Rayah Company for Agricultural Production Limited Liability	475,025
1095	Gamma Libya Company for Importing and Distributing Electrical Equipment and Spare Parts	472,503
1096	Atar Al-Darb Company for Importing Transportation Equipment and Accessories	470,577
1097	Al-Tawafuq Al-Daem Company for Importing Foodstuffs	467,805
1098	Al-Hadithah Company for Importing Foodstuffs	466,182
1099	Al-Namaa Al-Farini Company for Importing Agricultural Materials, Supplies, and Spare Parts	463,600
1100	Al-Judur Company for Importing Building and Sanitary Materials and Accessories	462,000
1101	Kuna Company for Importing Foodstuffs	460,125
1102	Al-Istishari Company for Importing Computers and its accessories	459,957
1103	Ceramic Company for Importing Building Materials and Sanitary Materials	457,438
1104	Libya Gate Company for Importing Medical Equipment, Pharmaceuticals, and Maternity and Child Supplies	453,580
1105	Al Diaa Al Raqi Company for Iron Industries	452,500
1106	Al Hais Group Company for Importing Books and Stationery	452,064

1107	Bin Walid Complex for Woolen Industries	450,000
1108	Libyan Marasi Company for Importing and Distributing Foodstuffs	450,000
1109	Al Ittihad Al Raeda Company for Importing Furniture	449,965
1110	Al Daqa Health Company for Importing Orthopedic Equipment and Medical Supplies	447,727
1111	Modern Sectors Company for Aluminum Manufacturing	446,951
1112	Libyan Systems Company for Communications, Information Technology, Programming, and Consulting Services Ltd.	446,680
1113	Tadawul Company for Electronic Technology Joint Stock Company	444,989
1114	Al Amal Al Zaher Company for Food Packaging	443,300
1115	Sanabel Al Zahraa Company for Importing Barn Equipment and Agricultural Supplies	441,430
1116	Libya Al Mutamayza Company for Manufacturing and Forming Metals	439,555
1117	Al Rasikha Company for Importing Building Materials, Sanitary Materials, and Accessories	439,038
1118	Shaimaa Company for Food Industries	436,039
1119	Al Admiral Company for Importing Cleaning Materials, Decorations, and Hardware	430,381
1120	Al Tilal Company for Importing Agricultural Machinery, Supplies, and Spare Parts	428,400
1121	Al Khat Al Dahabi Company for Manufacturing Plastic Pipes and Tanks	426,400
1122	Al Mutamer Al Awar Company for Importing Agricultural Materials, Equipment, and Supplies	425,648
1123	Al Ashqaa Company for Plastic Industries	420,750
1124	Al Nakhil Food Industries Factory	420,295
1125	Masafi Al Khair Company for Importing Food Products	418,577
1126	Al Haram Company for Manufacturing Paint, Plastic, and Metal Containers	418,500
1127	Al Maran Company for Importing Furniture	417,910
1128	Al Ayadi Company for Manufacturing Building Materials	417,300
1129	Al Shafaq Company for Information Technology	407,174
1130	Sipes Libya Joint Stock Company for Paint Manufacturing	405,075
1131	Amal Company for Importing Electrical and Non-Electrical Appliances, Materials, and Spare Parts	404,342
1132	Al-Qandouz Factory for Aluminum Mat Manufacturing	403,776
1133	Bianchi Company for Importing Clothing	400,000
1134	Al-Nour Modern Company for Importing Foodstuffs	399,700
1135	Kenzi Company for Importing Medical Equipment, Medicines, Medical Products, and Maternity and Child Supplies	396,765
1136	Alfa Company for Importing Stationery and Office Supplies	394,992

1137	Zliten Company for Iron Industries	393,560
1138	Al-Reem Company for Importing Medicines and Medical Equipment	391,444
1139	Naseem International Company for Importing Foodstuffs	391,230
1140	Al-Risala Company for Importing Foodstuffs	391,195
1141	Modern Technical Group for Programming and Maintaining Control Rooms and Machinery Ltd.	386,680
1142	Al-Sanea Al-Ra'e Company for Importing Workshop and Factory Equipment	386,280
1143	Technology Experts Company for Importing Communications and Computer Devices	385,615
1144	Al-Tahadun Company for Importing Books and Stationery	385,567
1145	Next Generation Company for Importing Medicines and Medical Equipment	385,439
1146	Al-Tasami Company for Importing Medicines, Equipment, Medical Products, and Maternity and Child Supplies	383,956
1147	Al-Muthallath Company for Electrical Industries	383,921
1148	My Golden City Company for Aluminum and PVC Manufacturing	381,000
1149	Manahil Al-Memar Company for Importing Building and Sanitary Materials	380,900
1150	Al-Azima Company for Importing Foodstuffs	378,502
1151	Company Global Connection for Wood Industries	375,603
1152	Leading Group Company for Manufacturing Cups and Cafe Supplies	372,260
1153	Captain Libya Company for Importing Foodstuffs, Livestock, and Meat	370,435
1154	Al-Awras Trading Company for Importing Foodstuffs, Livestock, and Meat	370,160
1155	Ward Al-Gharb Company for Importing Decorative Materials, Hardware, and Cleaning	369,420
1156	Bir Hazwa Company for Importing Foodstuffs, Livestock, and Meat	367,500
1157	Al-Ijtihad Company for Importing Electrical and Non-Electrical Appliances and Spare Parts	367,240
1158	Manar Al-Ghad Company for Importing Foodstuffs	366,635
1159	Al-Eithar Al-Jadeed Company for Importing Foodstuffs, Livestock, and Meat	365,611
1160	Al-Saba Al-Khadra Company for Importing Agricultural Supplies and Machinery	360,000
1161	Al-Maamoura Company for Agricultural and Animal Investment	360,000
1162	Al-Nojoom Al-Jadeed Company for Importing Foodstuffs, Livestock, and Meat	358,759
1163	Yaffa Trading Company for Importing Medical Equipment, Medicines, Pharmaceuticals, and Maternity and Child Supplies	358,493
1164	Al-Usra Al-Mithalia Company for Foodstuff Manufacturing	358,149
1165	Al-Salalah Company for Importing Agricultural Machinery, Supplies, and Spare Parts	355,030

1166	Ital Company for Importing Electrical and Non-Electrical Appliances, Materials, Spare Parts, and Electronic Devices	354,880
1167	Lamset Food Industries Company	352,000
1168	Al-Radwan Company for Importing Medicines, Supplies, and Equipment Medical	351,090
1169	Al-Asala Al-Ra'i'a Furniture Import Company	350,200
1170	Al-Tanmeya Al-Hadithah Company for the Manufacture of PVC Sheets, Profiles, and Pipes	348,000
1171	Badr Al-Hadithan Company for the Import of Clothing, Textiles, Shoes, and Leather Products	346,281
1172	Yashfin International Company for the Import of Veterinary Medicines and Serums	341,348
1173	Libyan Food Company for the Import of Foodstuffs, Livestock, and Meat	341,040
1174	Al-Muthmara Company for the Import of Foodstuffs	341,039
1175	Arab Union Company for the Import of Medicines, Medical Equipment, Medical Preparations, and Maternity and Child Supplies	340,461
1176	Al-Tiryaq Pharmaceutical Company for the Import of Medical Equipment, Medicines, Medical Preparations, and Maternity and Child Supplies	339,197
1177	Watan Al-Majd Company for the Import of Maternity and Child Supplies and Medical Products	339,040
1178	Al-Rawi Company for the Manufacture of Dairy Products and Derivatives	338,897
1179	Al-Hadaf Group for the Manufacturing and Packaging of Building Materials, a subsidiary of Al-Tadhamon Holding Group	337,500
1180	Al-Tabadul Al-Hur Company for the Import of Foodstuffs Limited	335,928
1181	Al-Sahm Al-Mudhi Company for Electrical and Electronic Industries and Accessories	335,540
1182	Al-Majd Factory for the Manufacture of Plastic Bags	334,560
1183	Afnan Al-Jadeedah Company for the Import of Foodstuffs, Livestock, and Meat	334,246
1184	Rukan Al-Khair Company for the Import of Foodstuffs, Livestock, and Meat	330,862
1185	Al-Haql Al-Zira'i Company for the Import of Pesticides Agricultural	329,220
1186	Al-Mutawakkil Plastics Manufacturing Company	328,900
1187	Al-Fath Al-Dhahabia Electrical Industries Company	327,761
1188	Libyan National Company for Building Materials and Furniture Manufacturing	326,990
1189	Taj Al-Affa Company for Importing Foodstuffs and Supply Commodities	326,250
1190	Al-Bunyan Libyan Iron Industries Company	325,000
1191	Jabal Al-Kuf Company for Importing Cars and Spare Parts, affiliated with Akakus Company	324,778
1192	Adrar Akakus Company for Importing Heavy Machinery and Equipment Limited Liability	324,282
1193	Wadi Al-Namaa Company for Importing Agricultural Machinery, Supplies, and Spare Parts	323,898

1194	Rabie Al-Darb Company for Importing Transportation Equipment and Accessories	323,270
1195	Al-Malak Al-Jadeed Company for Importing Foodstuffs, Fresh Fruits, Vegetables, Livestock, and Meat	321,300
1196	Al-Raed Company for Importing Transportation Equipment and Accessories, a subsidiary of Badr Holding Group	321,081
1197	Al-Diyar Al-Arabiya Company for Importing Building Materials, Sanitary Supplies, and Accessories	320,421
1198	Wahat Libya Company for Importing Foodstuffs	320,076
1199	Al-Faris International Company for Importing Foodstuffs, Livestock, and Meat	319,531
1200	Al-Mawadda Al-Wusta Company for Importing Foodstuffs, Livestock, and Meat	318,328
1201	Al-Wakeel International Company for Importing Medicines, Maternity and Child Supplies, and Medical Equipment	314,065
1202	Al-Awasil Company for Contracting and Real Estate Investment	313,853
1203	New Africa Gate Company for Food Industries	313,847
1204	Al-Atar Company for Importing Transportation Equipment and Accessories	312,486
1205	Wadi Zain Company for Importing Medicines, Medical Preparations, and Maternity and Child Supplies	311,928
1206	Al-Aws Libyan Company for Importing Foodstuffs	311,750
1207	Al-Khat Al-Mudhi'a Al-Jadeed Company for Importing Electronic, Electrical, and Home Appliances and Spare Parts	311,707
1208	Al-Ameera Factory for Materials Industries Food	311,431
1209	Al-Shatea Information Systems Company	310,741
1210	Modern Gardens Company for Importing Machinery, Agricultural Supplies, and Other Spare Parts	310,019
1211	Dhahab Ozer Company for Importing Foodstuffs, Livestock, and Meat	309,766
1212	Nala Company for Importing Foodstuffs	308,839
1213	Anwar Maslata Company for Importing Foodstuffs, Meat, and Livestock	308,100
1214	Naseem Al-Bahr Misurata Company for Food Industries	307,262
1215	Luggage Company for Importing Leather Products and Clothing	305,270
1216	Al-Snarq Al-Jadeed Company for Importing Electrical and Non-Electrical Appliances and Materials	304,217
1217	Balhaj International Company for Manufacturing Refrigerators	303,179
1218	Al-Shahed Al-Mamiz Company for Importing Foodstuffs	302,000
1219	Al-Qalaa Al-Hadithah Company for Importing Foodstuffs	301,520
1220	Al-Ejmaa Company for Importing Household and Electrical Appliances	301,478

1221	Al-Etijahat Company for Mills and Feed	301,298
1222	Barqa Company for Importing Agricultural Supplies	300,671
1223	Ilaf International United Company for Importing Clothing, Shoes, Textiles, and Leather Products	300,000
1224	Al-Ghazala Company for Importing Building Materials, Sanitary Supplies, and Accessories	299,659
1225	Sama Al-Riyada Company for Importing Foodstuffs and Fresh Fruits	299,376
1226	Nebras Al-Binaa Al-Hadith Company for Importing Building Materials, Sanitary Supplies, and Accessories	299,063
1227	Al-Itqan Company for Manufacturing Aluminum and PVC	298,274
1228	Candy Company For importing food, livestock, and meat	297,970
1229	Al-Rabi' Factory for the manufacture of cleaning materials	295,200
1230	Bulhiya Company for the import of stationery and tools	294,988
1231	Al-Obour Equipment Company for the import of auto spare parts	293,380
1232	Al-Jazeera Al-Kubra Company for the manufacture of aluminum and plastic windows	293,189
1233	Al-Shifa Company for the import of medicines	293,129
1234	Samoud Al-Abraj Company for the import of building materials, sanitary materials, and accessories	289,710
1235	Steel Factory for the manufacture of corrugated sheets	289,461
1236	North Libya Company for the import of petroleum equipment	288,806
1237	Al-Khalil International Company for Iron Industries	288,385
1238	Al-Mutamad Al-Thani Company for the import of electrical and household materials	285,299
1239	Al-Khaleej Company for the import of clothing, textiles, and leather products	284,520
1240	Al-Muton Company for the import of electrical and electronic appliances, household and electrical appliances, and accessories	284,161
1241	Al-Mustaqbal Al-Mudhi Company for the electrical energy	284,131
1242	Al-Qaws International Company for the import of transportation equipment, accessories, oils, and lubricants	283,412
1243	Al-Surur Company for the manufacture of PVC and aluminum	280,970
1244	Jisr Africa Company for the import of agricultural equipment and supplies	280,296
1245	Al-Mustaqbal Trading Company for the import of food supplies	275,929
1246	Al-Safanat Al-Asliya Company for the import of transportation equipment and accessories	275,309
1247	Al-Haql Al-Khadra Company for the import of agricultural equipment and supplies	274,875

1248	Al-Yaqout Group Company for the import of electrical and non-electrical appliances, materials, and spare parts and electronic devices	273,650
1249	Al-Dafniya Modern Iron Industries Company	270,700
1250	Bargo Company for Importing Livestock and Meat of All Kinds	270,000
1251	Al-Yasmine Regional Company for Importing Foodstuffs	269,875
1252	Al-Fath Company for Importing Agricultural Supplies	269,540
1253	Al-Saraya Factory for Manufacturing Aluminum Doors and Windows	268,841
1254	Al-Huda Company for Manufacturing Plastic Bags Limited Liability	268,250
1255	Joud Libya Company for Importing Agricultural Machinery, Supplies, and Spare Parts	265,767
1256	Al-Mutawakkil Company for Manufacturing Aluminum and PVC Doors and Windows	263,903
1257	Al-Rayhana Company for Food Industries	261,812
1258	Al-Dabous Factory for Paper Industries	261,617
1259	Al-Tawfiq Group for Investment and Tourism Services	259,804
1260	Anarat Al-Mutawasit Company for Importing Electrical and Non-Electrical Appliances and Materials	258,938
1261	Kayan Company for Manufacturing Water and Oil Factory Supplies	257,400
1262	Al-Najma Al-Ula Company for Importing Equipment and Supplies for Restaurants, Hotels, and Cafes	256,950
1263	Thamar Tripoli Foodstuff Import Company	256,250
1264	Haiti International Company for Importing Medicines, Equipment, and Medical Supplies	255,638
1265	Andra Company for Manufacturing Cleaning Materials	255,557
1266	Al-Nahda Factory for Prefabricated Housing	255,000
1267	Al-Qamar Company for Importing Seeds, Agricultural Supplies, and Spare Parts	254,083
1268	Al-Asas Al-Miateen Company for Importing Building Materials, Sanitary Supplies, and Accessories	253,228
1269	Medica Company for Importing Medicines, Medical Preparations, and Maternity and Child Supplies	253,187
1270	Profimi Mediterranean Feed Manufacturing Company	252,286
1271	Al-Yaqeen Al-Mamiz Company for Importing Foodstuffs, Livestock, and Meat	251,999
1272	Al-Kof Al-Bahir Company for Importing Heavy Machinery, Equipment, and Spare Parts	251,720
1273	Al-Nojoom International Company for Importing Foodstuffs, Livestock, and Meat	251,550
1274	Al-Afriqiah Printing Press	251,453
1275	Al-Mazak Al-Korean Company for Importing Foodstuffs, Livestock, and Meat	250,960

1276	Condor Libya Company for Importing Electrical and Non-Electrical Appliances, Spare Parts, Electronic Devices, and Salt	250,750
1277	Al-Sarai Factory for Manufacturing Aluminum Doors and Windows	250,000
1278	Al-Ghazl Company for Importing Clothing, Textiles, and Leather Products	250,000
1279	Al-Fada'iyat Company for Importing Electronic Devices	250,000
1280	Al-Tanmiya Company for Manufacturing Plastic Pipes	249,098
1281	Al-Qadi Group Company for Importing Furniture	248,601
1282	Al-Rabi' Company Al-Awla for Importing Medicines and Medical Equipment	248,339
1283	Dar Al-Khams Company for Manufacturing and Printing Packaging Materials and Paper Products	245,597
1284	Wahat Rabiana International Company for Importing Foodstuffs	245,321
1285	Al-Nawafeed Al-Asriya Company for Manufacturing PVC and Aluminum	244,961
1286	Al-Mutamayiz Food Basket Company for Importing Foodstuffs, Fruits, Livestock, and Meat	244,800
1287	Al-Qamar Noor Company for Importing Foodstuffs	244,000
1288	Al-Ettijah Al-Awal Company for Importing Agricultural Supplies	243,638
1289	Libya Al-Majd Company for Importing Cleaning Materials and Hardware	243,356
1290	Nakheel Beach Company for Importing Household Supplies	242,370
1291	Abwab Al-Mustaqbal Company for Importing Building Materials	239,000
1292	Al-Nahda Clothing Factory	237,600
1293	Stereen Company for Importing Electrical and Non-Electrical Appliances, Materials, Spare Parts, Electronic Devices, and Salt	237,067
1294	Al-Ru'ya Al-Raqma Company for Importing Foodstuffs, Livestock, and Meat	236,250
1295	Al-Buhaira Company for Importing Cleaning Materials	235,480
1296	Al-Lamsa Company for Importing Furniture and Accessories	235,301
1297	Crystal Lights Company for Importing Electrical and Non-Electrical Appliances, Materials, and Spare Parts	232,845
1298	Al-Alamiah Al-Hadithah Company for Importing Building Materials and Sanitary Supplies	231,639
1299	Al-Waha Pharma Company for Importing Medicines and Maternity and Child Supplies	230,150
1300	Aden Metal Industries Company	229,920
1301	Shamal Afrikya Company for Importing Medicines and Medical Equipment Limited Liability	224,883
1302	Al-Bayt Company Al-Mamiz for Importing Building Materials, Sanitary Materials, and Accessories	224,207



1303	Al-Buraq Aldoulia Company for Importing Transportation Equipment, Oils, and Accessories	223,548
1304	Dana Aldoulia Company for Importing Medical Products, Pharmaceuticals, and Maternal and Child Supplies	222,905
1305	Safina Al-Ghadha Company for Importing Foodstuffs	221,400
1306	Al-Hilal Industrial Company for Steel Industries	220,724
1307	Al-Nour Company for Grain Milling and Rice Milling	219,965
1308	Al-Imkaniyat Company for Importing Electrical and Non-Electrical Appliances, Materials, Spare Parts, and Electronic Devices	218,900
1309	Al-Ma'mar Al-Tam Company for Importing Electrical Appliances and Materials	217,806
1310	Rama Libyan Company for Plastic Industries	217,800
1311	Al-Israa Al-Hadithah Company for Importing Foodstuffs, Livestock, and Meat	217,418
1312	Al-Sanwan Al-Jadeed Company for Importing Foodstuffs, Livestock, and Meat	216,760
1313	Delta United Company for Importing Medicines, Medical Products, and Maternal and Child Supplies	216,475
1314	Safi Al-Muttajadda Company for Importing Maternal and Child Supplies	216,450
1315	Libyan Free Company for Medical Services	215,662
1316	Wahat Al-Asima Company for Importing Foodstuffs	214,770
1317	Al-Mina Company for Importing Medical Equipment	214,600
1318	Al-Majd Company for Importing Electrical and Non-Electrical Appliances, Materials, and Spare Parts	214,456
1319	Al-Aseel Factory for Manufacturing Aluminum and PVC Doors and Windows	213,812
1320	United Brothers Company For importing household materials, equipment, appliances, and electrical supplies	213,753
1321	Al-Ajwad Pharmaceutical Company for importing medicines, medical equipment, medical supplies, and laboratory equipment	212,486
1322	Awafi Al-Khair Company for importing medical equipment, medicines, medical preparations, and maternal and child supplies	212,440
1323	Door Communications Company for importing electronic and electrical devices and accessories	212,000
1324	Al-Mawadda Group Company for importing decorative materials, hardware, and cleaning materials	211,456
1325	Al-Saraya Al-Hamra Company for importing and cutting marble	211,200
1326	Al-Ma'adan Al-Libi Company for Iron and Hangar Industries	207,240
1327	Ayar Company for Electromechanical Works	205,899

1328	Al-Libiyya Al-Asriya Company for importing medicines, equipment, medical preparations, and maternal and child supplies	205,866
1329	Al-Madani Company for importing building materials, sanitary materials, and accessories	204,938
1330	Lathron Company for manufacturing cosmetics and household chemicals	204,100
1331	Al-Rifaqah Company for importing building materials and sanitary materials	203,735
1332	Dadis Company for Mills, Feed, and Rice Mills	202,872
1333	Matla' Al-Fajr Company for importing medicines, medical preparations, and maternal and child supplies	202,774
1334	Al-Muttajadid Company for Importing Home and Office Furniture	202,544
1335	Al-Kahraman Al-Munir Company for Importing Electrical and Non-Electrical Appliances, Materials, and Spare Parts	201,288
1336	Byte Al-Salam Modern Company for Importing Electrical and Electronic Appliances and Household Supplies	201,060
1337	Al-Wassiya Company for Importing Foodstuffs, Meat, Poultry, and Frozen Food	200,474
1338	Al-Fanous National Company for Importing Household and Electrical Supplies	200,155
1339	Al-Nafhat Company for Importing Foodstuffs	198,310
1340	Al-Waqra Company for manufacturing building materials, sanitary materials, and accessories	198,300
1341	Matla' Al-Fajr majmouaa Company for Importing Electrical and Non-Electrical Appliances, Materials, Spare Parts, and Electronics	197,288
1342	Al-Dardafi Factory for Manufacturing Corrugated Sheet Metal	196,000
1343	Dessan International Company for Importing Foodstuffs, Livestock, and Meat	195,000
1344	Fresh Company for Importing Foodstuffs, Livestock, and Meat	195,000
1345	Sama Libya Al-Jadida Company for Importing Foodstuffs, Fresh Fruits and Vegetables	193,860
1346	Sakhrat Ghat Company for Importing Building Materials, Sanitary Materials, and Accessories	192,921
1347	Al-Asami Paint Factory	191,702
1348	Techno Labda Factory for Aluminum, PVC, and Suspended Ceilings	191,355
1349	Arzaq Al-Mutawasit Company for Importing Foodstuffs, Livestock, and Meat	191,170
1350	Aseel Al-Khair Company for Importing Foodstuffs	187,488
1351	Sahtak Al-Dawasir Company for Importing Medical Equipment Medicines, medical preparations, and maternal and child supplies	187,378
1352	Al-Wafeer Foodstuff Manufacturing Company	183,600
1353	Al-Mustaqbal Gypsum and Decoration Factory	181,977

1354	Al-Sahari Al-Jadeeda Steel Industries Company	181,777
1355	Marmar Libya Foodstuff Import Company	180,600
1356	Al-Bunduqiya Foodstuff Import Company	178,655
1357	Abyat Al-Mutawasit Company for importing building materials, Sanitary Supplies, and Accessories	178,640
1358	Al-Amwaj Al-Hadithah Company for Importing Building Materials, Sanitary Supplies, and Accessories	177,045
1359	Emaar Steel and Corrugated Sheet Industries Company	176,350
1360	Qitaf Al-Masiya Steel Industries Company	174,162
1361	Al-Jaraba Company for Importing Cleaning and Decorative Materials	173,565
1362	Al-Rayah Company for Importing Medical Laboratories and Laboratories	172,994
1363	Sumatra Company for Importing Cleaning Materials, Cosmetics, Perfumes, and Fragrances	172,147
1364	Al-Manakh Al-Sharqi Company for Importing Foodstuffs	171,465
1365	Clean Al-daouia Company for importing Decorative Materials, Hardware, and Cleaning Materials	169,792
1366	Bin Faraj Company for Importing Tires and Tables Ltd.	168,945
1367	Alam Al-Etqan Iron Manufacturing Company	168,560
1368	Al-Joud Aldaoulia Modern Company for Importing Foodstuffs, Livestock, and Meat	168,100
1369	Tabak Company for Importing Electrical and Household Supplies	167,388
1370	Al-Saqi Company for Bottling and Packaging Water, Oils, Beverages, and All Foodstuffs	167,200
1371	Anwar Al-Mustaqbal International Company Importing electrical and non-electrical appliances, materials, and spare parts	167,000
1372	Qasr Al-Manara Furniture Import Company	166,668
1373	Al-Imtiyaz Al-Akhir Foodstuffs Import Company	166,634
1374	Al-Yaqout Al-Safi Company for importing heavy machinery and equipment, their accessories, spare parts, and factory equipment and supplies	165,282
1375	Al-Hadaf Paper Industries Company	164,900
1376	Al-Inmaa Solidarity Company for importing building materials	164,142
1377	Al-Mazn Company for importing food, livestock, and meat	164,025
1378	Al-Dar Al-Alamiah Company for managing entertainment services	162,521
1379	Al-Fahd Al-Asthuri Company for importing food, livestock, and meat	161,300
1380	Al-Majdoub Factory for manufacturing car exhaust parts	160,990
1381	Ittihad Al-Azia Company for importing clothing, leather goods, and hardware	160,950
1382	Al-Shaheen Al-Abyad Company for importing building materials	160,242
1383	Al-Takni Al-Libi Company for oil and engineering services	159,500

1384	Al-Kari Company for importing medicines, medical equipment, and mother and child supplies	159,348
1385	Al-Anara Al-Bayda Company for importing electrical materials and spare parts	159,060
1386	Al-Fikra Al-Hadithah Company for importing food materials	158,301
1387	Al-Sarh Al-Tibbi Company for importing medical equipment and supplies	158,171
1388	Najmat Biladi Company for manufacturing aluminum, PVC, and accessories	155,508
1389	Al-Mizan Al-Dhanabi Company for importing building materials, sanitary materials, and accessories	155,000
1390	Yashfin Company for importing medical equipment Medicines, medical supplies, and maternal and child supplies	153,585
1391	Danube Company for importing medicines, medical supplies, and maternal and child supplies	153,500
1392	Al-Mathaq Al-Akhir Company for importing food, fruits, and vegetables	152,567
1393	Al-Shorouk International Company for importing food, livestock, and meat	151,265
1394	Al-Qalaa Company for Soap and Cleaning Materials Manufacturing Joint Stock Company	150,756
1395	Al-Daqqa Al-Amana Company for importing transportation vehicles and accessories	148,909
1396	Al-Waha Al-Jadida Company for importing food products	148,506
1397	Ain Dawara Company for importing food products	146,196
1398	Al-Kanar Company for importing transportation vehicles and accessories	145,252
1399	Al-Kanz Medical Company for importing medicines and medical equipment	144,680
1400	Al-Hijaz International Company for importing food products, livestock, and meat	144,021
1401	Rukn Al-Ibdaa Company for Food Industries	143,603
1402	Al-Karam Company for importing food products	141,990
1403	Rowan Al-Amal Company for importing food products, livestock, and meat	141,750
1404	Badr Al-Nour Company for importing food products	141,227
1405	Benghazi Energy Solutions Company	140,071
1406	Mawasim Al-Khair Al-Kubra Company for importing agricultural machinery, supplies, and spare parts	139,300
1407	Al-Akil Company for importing food products	139,291
1408	Al-Ibram Company for importing food products	139,254
1409	Marai Al-Jabal Company for importing food products	138,600
1410	Al-Murooj Al-Samiah Company for importing medicines and cosmetics Medical and Maternity and Child Supplies	138,417
1411	Talin Company for the Manufacture of PVC, Aluminum, Stanley Steel, and Glass Limited Liability	138,017

1412	Al-Nour Al-Jadeeda Company for the Import of Foodstuffs, Livestock, and Meat	137,760
1413	Al-Bab Al-Awsat Company for the Import of Foodstuffs	135,000
1414	Azdo Company for the Import of Medical Equipment, Medicines, Pharmaceuticals, and Maternity and Child Supplies	134,755
1415	Zad National Food Industries Company	132,600
1416	Ajyad Company for the Import of Building Materials	131,739
1417	Zain World Company for Foodstuffs	131,020
1418	Zad Al-Aseel Company for the Import of Foodstuffs	130,564
1419	Jet Company for the Import of Building and Sanitary Materials, a subsidiary of Jet Holding Company	128,760
1420	Blue Power Company for the Import of Welding Supplies and Workshop Equipment	128,599
1421	Dar Al-Saboun Company for the Manufacture of Cleaning Materials	127,663
1422	Libya Beitna Company for the Import of Building Materials, Sanitary Materials, and Accessories	127,136
1423	Al-Muqtadir International Company for the Import of Foodstuffs, Livestock, and Meat	126,796
1424	Asdaa Libya Company for the Import of Electrical and Non-Electrical Appliances, Materials, and Spare Parts	126,500
1425	Al-Osool Al-Daema Company for For importing carpets, rugs and furniture	125,842
1426	Specialized Factory for Aluminum Doors and Windows	125,000
1427	Al-Sahm Al-Lami'a Company for Importing Building Materials and Sanitary Ware	124,916
1428	Marjan Al-Bahr Company for Importing Frozen Fish, Livestock, and Meat	123,127
1429	First Company for Importing Electrical and Non-Electrical Appliances, Materials, Spare Parts, Electronic Devices, and Salt	122,011
1430	Al-Nasya Al-Bayda Company for Importing Medicines, Veterinary Equipment, and Agricultural Pesticides	122,005
1431	Al-Alamiya Marble Factory	121,663
1432	Al-Sharak Company for Importing Electrical Appliances, Materials, Spare Parts, Electronic Devices, and Accessories	117,750
1433	Alwan Al-Mutawasit Company for Importing Building and Sanitary Warehouse Materials and Accessories	116,342
1434	Nour Al-Sharq Company for Importing Foodstuffs, Livestock, and Meat	115,916
1435	Gebel Kordofan Company for Importing Foodstuffs, Livestock, and Meat	115,900
1436	Nakhla Square Company for Importing Foodstuffs	114,503

1437	Agricultural Development Company for Importing Machinery, Agricultural Supplies, and Spare Parts	114,036
1438	Al-Muheet Al-Jadeed Company for Importing Foodstuffs	113,314
1439	Jawhara Qarji Company for Importing Foodstuffs, Livestock, and Meat	112,700
1440	Akakus Al-Janoub Company for Importing Electronic Devices	112,645
1441	Al-Tadamun Al-Arabi Company for Food Industries	111,980
1442	Taj Al-Ghadha Al-Awal Company for Importing Foodstuffs, Livestock, and Meat	111,750
1443	Al-Qarya Company for Importing Foodstuffs	111,548
1444	Group Company Amazing Company for Importing Decorative Materials, Perfumes, and Hardware	111,171
1445	Al-Ahram Marble Manufacturing Company	110,983
1446	Al-Maw'id Al-Jadeed Company for Importing Foodstuffs	110,009
1447	Arab Union Factory for Aluminum Doors and Windows	109,000
1448	Al-Harouj Al-Libiyyah Company for Importing Transportation Equipment and Accessories	108,378
1449	Al-Jahd Al-Muthrim Company for PVC Manufacturing	108,275
1450	Namariq Al-Khair Company for Importing Decorative Materials, Hardware, and Cleaning Materials	107,470
1451	Al-Dhifayah Al-Libiyyah Company for Manufacturing Foodstuffs and Beverages	107,300
1452	Al-Istabraq Al-Dhahabi Company for Importing Raw Materials	106,151
1453	Taiba International Company for Importing Furniture and Accessories	105,000
1454	Al-Ajnaha Al-Mutalaqa Company for Importing Electrical Appliances	104,518
1455	Al-Mas Al-Jadeed Company for Importing Foodstuffs, Meat, and Livestock	102,349
1456	Al-Sahel Company for Paper Manufacturing	102,345
1457	Na'am Al-Ghad Company for Importing Clothing, Textiles, and Leather Products	102,153
1458	Al-Manar Company for Food Industries	101,602
1459	Al-Imtiyaz Al-Daem Company for Sponge Manufacturing	100,800
1460	Al-Yamen Company for Importing Appliances, Electrical Materials, and Spare Parts	100,740
1461	Al-Raqi Al-Awal Company for Importing Furniture	100,500
1462	Al-Ikhaa Al-Libiyyah Company for Importing Foodstuffs, Livestock, and Meat	100,100
1463	Qasr Al-Fan Company for Importing Furniture	100,000
1464	Al-Madi Company for Importing Household and Electrical Appliances	98,960
1465	Tarsin Al-Awal Company for Importing Furniture	97,732
1466	Company Angel Touch for Foodstuff Import	96,180
1467	Al Amal Al Mutalaih Company for Manufacturing PVC and Aluminum Doors and Windows	94,913

1468	Al Hasad Company for Poultry Breeding, Agricultural, and Animal Production	94,098
1469	Jawad Al Naeem Company for Importing Foodstuffs	93,856
1470	Lammat Al Ekhwa Company for Importing Foodstuffs	93,541
1471	Al Shamela Al Awwal Company for Importing Medical Equipment, Pharmaceuticals, and Maternity and Child Supplies	92,968
1472	Al Fusool Al Zahia Company for Importing Foodstuffs Ltd.	92,893
1473	Al Khaleej Insulating Panels Manufacturing Company	92,200
1474	Leen International Company for Importing Foodstuffs	90,671
1475	Asas International Company for Importing Decorative Materials, Hardware, and Cleaning Materials	90,051
1476	Al Fayd Company for Importing Building Materials, Sanitary Materials, and Accessories	90,001
1477	Al Mukhtar Company for Manufacturing Sweets and Foodstuffs	89,816
1478	Al Mashreq Company for Manufacturing Building Materials	88,920
1479	Al Mustaqbal Al Mudi Company for Maternity and Child Supplies	87,593
1480	Dunia Al Seha Company for Importing Medicines, Pharmaceuticals, and Maternity and Child Supplies	87,235
1481	Jebel Al Sarwa Company for Importing Building Materials, Sanitary Materials, and Accessories	86,913
1482	Al Isnad Al Fertilizer Company for Importing Agricultural Pesticides	86,125
1483	Al Salama Al Occupational Company for Importing Occupational Safety Equipment, Road and Environmental Equipment	85,523
1484	Wahba and Partners Company for Importing Foodstuffs, Livestock, and Meat	84,506
1485	Al-Aman Key Company for importing safes, keys, and locks	82,948
1486	Rubia Company for importing medical equipment and supplies	82,621
1487	Al-Mithali Al-Hadith Company for importing electrical and non-electrical appliances, materials, and spare parts	82,170
1488	Al-Kawader Company for importing building materials, sanitary materials, and accessories, affiliated with Al-Bustan Holding Company	81,342
1489	Al-Mutamidoon Al-Awal Company for importing cleaning materials	81,160
1490	Sterin Company for Plastic Industries	80,000
1491	Droub Al-Mutawasit Company for importing building materials, sanitary materials, and accessories	79,976
1492	Aswad Tobacts Company for importing food supplies	79,801

1493	Aslak Company for importing electrical, non-electrical, and household appliances, materials, and spare parts	79,668
1494	Shorouk Misurata Company for manufacturing metal structures and mobile homes	78,685
1495	Al-Jazeera Company for importing food supplies, livestock, and meat	77,840
1496	Al-Jawhara Al-Jadeeda Trading Company for importing food supplies	76,982
1497	Nawara Al-Sharq Company for importing food supplies	76,500
1498	Shams Company for manufacturing metal works and mobile homes	76,336
1499	Al-Taqaddum Al-Watani Company for importing building materials, sanitary materials, and accessories	75,465
1500	Al-Rawi Company for importing agricultural machinery, supplies, and spare parts	75,006
1501	Al-Safwa Al-Raeda Company for Plastic Industries	74,660
1502	Beta Polymer Company for Chemical Industries	74,316
1503	Al-Taqnat Al-Awal Company for importing machinery and Agricultural Supplies and Accessories	73,542
1504	Wad Company for Importing Diapers and Paper Towels	73,072
1505	Bawabat Al-Jabal Company for Importing Foodstuffs, Livestock, and Meat	72,883
1506	Liptus Company for Importing Household and Electrical Appliances	72,342
1507	Al-Masdar Al-Jadeed Company for Importing Rollers and Industrial Equipment	70,461
1508	Al-Imtiyaz Central Company for Feed Manufacturing	70,000
1509	Al-Tasahil Company for Importing Medical Equipment, Medicines, Pharmaceuticals, and Maternity and Child Supplies	69,638
1510	Al-Naja Mineral Water Company	69,089
1511	Al-Shihab Al-Lamea Company for Importing Medical Equipment, Pharmaceuticals, and Maternity and Child Supplies	68,279
1512	Al-Mukhtar Al-Mithalia Company for Importing Transportation Equipment and Accessories	68,216
1513	Al-Hawafer Al-Dhahabia Company for Importing Agricultural Machinery and Spare Parts	67,955
1514	Al-Nasajun Al-Libyan Company for Manufacturing Carpets and Dumplings	67,470
1515	Al-Zay Al-Watani Company for Importing Foodstuffs, Livestock, and Meat	67,415
1516	Al-Anaam Company for Importing Medicines, Equipment, and Veterinary Products	66,537
1517	Al-Alamiya Advanced Company for Importing Foodstuffs	65,641



1518	Mersin Company for Importing and Packing Foodstuffs	64,000
1519	Al-Bardi Company for Manufacturing Soft and Sanitary Paper	63,883
1520	Saraya Romesa Company for Importing Cars and Spare Parts	63,691
1521	Khat Al-Ahlam Company for Importing Foodstuffs	63,425
1522	Amal Al-Tabiaa Company for Importing Agricultural Machinery, Supplies, and Spare Parts	62,931
1523	Marmar Libya Al-Oula Company for Importing Building and Sanitary Materials and Accessories	60,868
1524	Siraj Al-Amthal Company for Importing Transportation Equipment and Accessories	60,526
1525	Athal International Company for Importing Medicines, Medical Equipment, and Maternity and Child Supplies	60,356
1526	Al-Muttahida Company for Importing Toys and Sports Equipment	60,034
1527	Al-Ghusn Al-Fadhi Company for Importing Foodstuffs	59,459
1528	Al-Nojoom Al-Libiyya Company for Importing Foodstuffs	59,458
1529	Al-Haris International Company for Importing Carpets and Furniture	58,887
1530	Al-Wadi Al-Daem Company for Manufacturing Aluminum, PVC, and Accessories	58,695
1531	Al-Tabiaa Company for Food Industries	58,404
1532	Mass Company for Plastic Industries	58,400
1533	Al-Wifaq Company for Importing Transportation Equipment and Accessories	58,301
1534	Shorouk Libya Company for Plastic Industries	57,800
1535	Al-Ebdaa Al-Hurr Company for Importing Clothing, Textiles, and Leather Products	57,096
1536	Bab Al-Asima Company for Importing Materials Construction, Sanitary Materials, and Accessories	54,900
1537	Al-Rahba Al-Jadeeda Foodstuff Import Company	53,217
1538	Al-Bustan Foodstuff Import Company / LLC	53,172
1539	Qimmat Al-Jabal Company for Importing Perfumes, Cosmetics, and Toiletries	52,832
1540	Janat Gardens Company for Importing Agricultural Machinery, Supplies, and Spare Parts	52,650
1541	Argan Company for Importing Medicines, Medical Products, and Maternity and Child Supplies	51,826
1542	Al-Ruya Al-Sate'a Company for Importing Sanitary Materials	51,756
1543	Tripoli Optics Company for Importing Optics and Accessories	49,747
1544	Al-Qayrawan Al-Jadeed Company for Importing Furniture	48,000
1545	Al-Sail Al-Khair Company for Importing Tea and Foodstuffs	47,880
1546	Al-Mutamayza Al-Hadithah Company for Importing Foodstuffs, Livestock, and Meat	47,500
1547	Amjad Al-Thani Factory for the Manufacture of Cleaning Materials	46,676
1548	Al-Ma'idah Al-Tayyiba Company for Importing Foodstuffs, Livestock, and Meat	45,754

1549	Al-Delta International Company for Importing Household and Electrical Appliances	45,658
1550	Nahj Al-Khair Company for Importing Foodstuffs, Livestock, and Meat	45,632
1551	Al-Masdar Al-Amin Company for Importing Transportation Equipment and Accessories	45,631
1552	Zain Al-Jawahir Company for Importing Foodstuffs	45,195
1553	Al-Imtiaz International Company for Plastic and Paper Industries	44,460
1554	Al-Nahr Company for Importing Agricultural Equipment and Supplies	41,729
1555	Al-Hayat Al-Bulbulus Company Al-Mamizah for Importing Electrical and Home Appliances	41,505
1556	Rama Factory for Engineering Industries	40,823
1557	Dar Al-Bunyan Company for Importing Decoration Supplies and Building Materials	40,013
1558	Tripolis Company for Insurance and Reinsurance Brokerage Services	39,749
1559	Al-Masar Al-Fadhi Company for Importing Household, Electrical, and Electronic Supplies and Accessories	38,250
1560	Aras Company for Importing Building Materials, Sanitary Supplies, and Accessories	35,999
1561	Mount Lebanon Company for Importing Cleaning Materials	35,456
1562	Al-Rayyan International Company for Importing Building Materials	34,200
1563	Adwaa Al-Khaleej Company for Importing Agricultural Supplies and Veterinary Medicines	33,766
1564	Abu Fares and Partners Company for Iron Industries	31,960
1565	Al-Shihabi Company for Importing Foodstuffs, Livestock, and Meat	31,500
1566	Al-Oud Al-Tayeb Company for Importing Decorative Materials, Hardware, and Cleaning Materials	31,213
1567	Berniq Al-Hadithah Company for Importing Garden and Agricultural Equipment	31,122
1568	Al-Mukhtar Insurance Company	29,600
1569	Al-Burair Al-Dhahabi Company for Importing Cleaning and Decoration Materials	29,008
1570	Al-Rif Al-Libi Company for Importing Agricultural Machinery, Supplies, and Spare Parts	27,572
1571	Al-Rubyani Company for Salt Industries	27,254
1572	Al-Tilal Company for Manufacturing Paper and Printing Supplies	25,630
1573	Zad Al-Bayt Company for Importing Foodstuffs	24,324
1574	Al-Majjar Al-Libi Company for Importing Hardware and Decoration Materials	23,883
1575	Al-Mutawakil Company for Manufacturing Feed and Grain Milling	12,750
1576	Masa'i Al-Emaar Company for Importing Building and Sanitary Materials	11,820
1577	Al-Tadawul Company for Financial and Electronic Brokerage Joint Stock Company	4,292

**Accepted Coverage Requests**  
**According to Goods or Services - Private Sector**  
**During (01/01 - 31/05/2025)**

**"Descending order"**

Order.	Goods or Services	Value in USD
1	Production and Operation Supplies	1,444,004,810
2	Miscellaneous Food Commodities	1,473,125,680
3	Building Materials and Construction Supplies	505,405,222
4	Machinery and Equipment	427,025,791
5	Transportation, tires, batteries and spare parts	383,615,585
6	Feeds	310,096,479
7	Electronic Equipment	296,196,277
8	Live and frozen meat	233,653,679
9	Human Medicines	217,092,974
10	Agricultural	151,247,608
11	Essential Commodity Production Requirements	139,268,000
12	Household and Household Electrical	122,199,884
13	Milk, diapers and baby food	68,264,694
14	Cleaning Materials	64,321,061
15	Airlines Transfers	58,207,206
16	Milk	48,952,606
17	Cleaning Materials	40,322,621
18	ICT Services	36,641,994
19	Iron and steel factory operating requirements	32,190,686
20	Medical	28,535,158
21	Furniture	25,519,966
22	Cheeses	25,398,716

23	Tobacco of all kinds	23,448,000
24	Clothing and Shoes	21,635,378
25	Agricultural	18,387,147
26	Burniq Air requests	16,698,261
27	Miscellaneous	16,653,529
28	Stationery	16,427,962
29	Hygienic materials	13,682,762
30	Fruits and Vegetables	13,184,651
31	Various navigational services	12,402,537
32	Butter	8,104,151
33	Special requests for Libyan Wings Company	3,690,357
34	Ghee	3,498,783
35	Veterinary Medicines	2,500,270
36	Fish and Marines	2,202,392
37	Importing a Gold Commodity	1,984,995
38	Insurance Companies Transfers	1,883,340
39	Carpets and Textiles	1,773,625
40	Other Goods	1,334,557
41	MedSky Airways Company requests	664,251
42	Oya Airways Company	632,020
43	Libyan Air Transport Company	614,725
44	Training Courses Transfers	41,135
45	Insurance Companies Requests	29,600
46	Flight Tickets	23,874

**Accepted Coverage Requests**  
**According to Country of Origin - Private Sector**  
**During (01/01 - 31/05/2025)**

**"Descending order"**

Order.	Country of origins	Value in USD
1	Türkiye	1,635,316,794
2	China	802,995,733
3	Egypt	788,283,489
4	India	369,203,913
5	Russian Federation	307,308,814
6	Brazil	271,274,126
7	Italy	248,384,310
8	Ukraine	166,578,624
9	Thailand	152,743,492
10	Tunisia	148,278,496
11	Germany	130,395,912
12	France	115,463,680
13	United States	111,485,124
14	Romania	93,098,715
15	United Arab Emirates	81,143,770
16	Saudi Arabia	78,196,485
17	Netherlands	71,656,088
18	Spain	70,482,770
19	Argentina	67,620,066
20	Ireland	64,346,004

21	Belgium	41,981,841
22	New Zealand	40,283,322
23	South Korea	36,554,628
24	Indonesia	34,729,356
25	Sri Lanka	29,127,132
26	Japan	28,343,936
27	United Kingdom	27,470,877
28	Poland	26,194,366
29	Jordan	23,309,592
30	Ecuador	21,973,594
31	Viet Nam	18,705,137
32	Sweden	18,609,609
33	Canada	16,249,112
34	Algeria	14,114,919
35	Oman	13,041,257
36	Austria	12,300,510
37	Morocco	11,301,147
38	Iraq	10,293,250
39	Serbia	10,014,879
40	Slovenia	9,356,753
41	Switzerland	8,894,739
42	Greece	8,107,182
43	Malta	7,963,862
44	Guatemala	6,400,000
45	Europe	5,927,154
46	Portugal	4,953,578

47	Hungary	4,631,428
48	Asia	3,849,457
49	Syria	3,732,000
50	Finland	3,565,633
51	Colombia	3,318,720
52	Bulgaria	3,241,781
53	Denmark	3,217,813
54	Lithuania	2,923,977
55	Cambodia	2,300,323
56	Mexico	2,268,163
57	Pakistan	2,078,652
58	Malaysia	1,872,770
59	Uruguay	1,493,450
60	Taiwan	1,422,945
61	Gabon	1,361,806
62	Bahrain	1,005,266
63	Norway	976,080
64	Australia	967,187
65	Costa Rica	944,121
66	Lebanon	936,638
67	Slovakia	578,031
68	South Africa	546,720
69	Singapore	526,537
70	Equatorial Guinea	517,407
71	Korea, North	497,860
72	Sant Marino	416,260

73	Bangladesh	413,751
74	Uganda	367,500
75	Namibia	344,819
76	Kenya	286,147
77	Qatar	250,000
78	Nigeria	235,480
79	Yemen	167,300
80	Bosnia and Herzegovina	153,585
81	Kuwait	152,240
82	Czech Republic	145,213
83	Monaco	141,720
84	Turkmenistan	139,490
85	Sudan	122,107
86	Kazakhstan	114,400
87	Cyprus	87,235
88	Estonia	13,461
89	Hong Kong S.A.R.	1,389



**Accepted Coverage Requests**  
**According to Beneficiary Country - Private Sectors**  
**During (01/01 - 31/05/2025)**

**"Descending order"**

Order.	Beneficiary Country	Value in USD
1	United Arab Emirates	1,659,526,409
2	Türkiye	1,343,514,183
3	Egypt	767,324,382
4	Switzerland	341,642,450
5	United Kingdom	270,623,763
6	China	244,913,996
7	Italy	197,151,030
8	Tunisia	179,164,771
9	Spain	119,345,399
10	Thailand	97,698,792
11	Austria	96,687,650
12	Japan	93,962,997
13	Netherlands	72,998,972
14	Jordan	59,389,001
15	Slovakia	55,382,800
16	Singapore	51,702,692
17	France	49,665,256
18	Germany	45,985,069
19	South Korea	41,491,529
20	Belgium	37,703,089

21	Oman	34,325,297
22	Canada	32,237,006
23	Saudi Arabia	31,179,036
24	Indonesia	29,802,728
25	Ukraine	29,802,166
26	New Zealand	27,859,942
27	Hong Kong S.A.R.	27,617,880
28	Sri Lanka	24,732,234
29	United States	23,006,127
30	Malta	22,504,381
31	Brazil	22,069,234
32	India	17,441,026
33	Sweden	15,133,702
34	Morocco	15,019,908
35	Ireland	13,795,949
36	Algeria	12,907,794
37	Slovenia	10,046,059
38	Hungary	9,783,477
39	Poland	8,192,727
40	Greece	7,971,764
41	Bahrain	7,430,991
42	Australia	6,675,960
43	Ecuador	6,575,712
44	Denmark	4,795,608
45	Portugal	4,720,017
46	Mauritius	4,618,275

47	Luxembourg	3,659,205
48	Russian Federation	3,570,000
49	Romania	3,367,701
50	Bulgaria	3,197,358
51	Korea, North	2,423,380
52	Lithuania	2,168,800
53	Pakistan	2,078,652
54	Finland	1,811,278
55	Botswana	1,651,500
56	Viet Nam	1,616,600
57	Georgia	1,207,125
58	Cyprus	1,146,826
59	Liechtenstein	1,070,493
60	Serbia	1,035,184
61	Croatia	997,500
62	Lebanon	904,671
63	Malaysia	689,667
64	Europe	581,673
65	South Africa	546,720
66	Kenya	523,919
67	Argentina	359,424
68	Taiwan	354,827
69	Qatar	250,000
70	Monaco	243,440
71	Nigeria	235,480
72	Libya	227,533

73	Colombia	187,488
74	Bosnia and Herzegovina	153,585
75	Kuwait	152,240
76	Czech Republic	111,000
77	Saint Helena	100,000
78	Sierra Leone	24,639
79	Estonia	13,461
80	Kazakhstan	4,400

**Accepted Coverage Requests**  
**List of all entities - Public Sector**  
**During (01/01 - 31/05/2025)**

**"Descending order"**

Order.	Entity Name	Value in USD
1	National Cancer Authority	188,009,583
2	Libyan Iron and Steel Company	159,104,907
3	Libya Development and Reconstruction Fund	109,250,157
4	Jalyana Free Zone	55,015,939
5	Almadar Aljadid Company	27,460,422
6	Administrative Centres Development Authority	20,910,817
7	National Development Agency	19,154,980
8	Aletihad Alarabee Contracting Company J.S.C	17,647,288
9	Az Zawiya Oil Refining Company	14,877,500
10	Libyana Mobile Phone Company	12,903,094
11	Afriqiyah Airways	7,444,044
12	National Mills and Feed Company	3,281,519
13	Al Ahlia Cement Company J.S.C	3,138,857
14	Libya Insurance Company	2,776,282
15	Housing and Utilities Projects Implementation Authority	2,735,717
16	Libya Telecom and Technology Company J.S.C	2,594,910
17	Misurata Free Zone	2,248,021
18	Libyan International Telecommunications Company	1,721,433
19	Requests for Transportation Projects Board	1,105,340
20	Libyan Airlines	951,836
21	Libyan Ports Company	696,190

22	Al-Moalej Al-Hakim Medical Services Company	557,960
23	Electrical Industries Company	454,230
24	Libyan Federation of Insurance Companies	413,877
25	Tatweer Industrial Investment Company	321,900
26	Libyan Post Telecommunications & Information Technology Company	300,000
27	Atheqaa Company for Telecom and Data	148,580
28	General Company for General Cleaning Services Tripoli	129,354
29	Libyan Ground Services Company	60,300
30	National Agricultural Aviation Authority	51,370
31	National Trailers Company J.S.C	50,309
32	Hatef Libya Company	42,999
33	Libyan Project Management Company with the private sector	40,500

**Accepted Coverage Requests**  
**According to Goods or Services - Public Sector**  
**During (01/01 - 31/05/2025)**  
**"Descending order"**

Order.	Goods or Services	Value in USD
1	Human Medicines	188,009,583
2	Libyan Iron and Steel Company Requirements	97,117,662
3	Production and Operation Requirements	80,428,872
4	Housing Projects Authority Requests	77,750,157
5	Machinery and Equipment	75,502,901
6	Furniture	37,500,000
7	Transportation, Tires, Supplies and Spare Parts	21,551,232
8	Aletihad Alarabee Contracting Company J.S.C	16,095,000
9	Communications and IT Services	15,687,067
10	Almadar Aljadid Company	14,092,428
11	Airline Transfers	8,300,246
12	Libyana Mobile Phone Company Requests	4,941,797
13	Feeds	3,281,519
14	Insurance Company Transfers	3,190,159
15	Al Ahlia Cement Company J.S.C	3,138,857
16	Housing Projects Authority Requests	2,735,717
17	Libya Telecom and Technology Company	2,645,739
18	Essential Commodity Production Requirements	1,105,340
19	Training Course Transfers	614,350
20	Goods for Public Services	515,040

21	Port Operating Requirements	432,240
22	Libyan Ports Company	263,950
23	Port Operation and Maintenance Requirements	234,257
24	Production and Operation Services	214,600
25	Libyan Airlines Requirements	123,434
26	Hatef Libya Company Operating Supplies	42,999
27	Medical Treatment Transfers	42,920
28	Miscellaneous	40,500
29	Airports Authority	1,649



**Accepted Coverage Requests**  
**According to Country of Origin - Public Sector**  
**During (01/01 - 31/05/2025)**

**"Descending order"**

<b>Order.</b>	<b>Country of origin</b>	<b>Value in USD</b>
1	United Arab Emirates	110,562,974
2	Brazil	102,510,671
3	Switzerland	60,481,191
4	Türkiye	58,999,290
5	United States	55,346,837
6	Ireland	44,301,098
7	China	39,206,537
8	Germany	33,248,595
9	Bahrain	28,675,361
10	Thailand	20,607,434
11	Angola	16,095,000
12	Greece	15,046,980
13	India	11,356,401
14	Austria	9,953,837
15	Egypt	9,837,247
16	Spain	7,491,738
17	Sweden	7,183,983
18	United Kingdom	4,599,679
19	Italy	3,337,402

20	Ukraine	3,281,519
21	France	2,612,108
22	Argentina	2,048,068
23	Luxembourg	1,692,150
24	Hong Kong S.A.R.	1,646,648
25	Tunisia	1,324,189
26	Jordan	1,153,185
27	Finland	938,151
28	Saudi Arabia	819,873
29	Belgium	399,087
30	Portugal	287,543
31	Malta	243,998
32	Canada	95,894
33	Bulgaria	71,153
34	Lithuania	68,136
35	Mauritius	40,436
36	Netherlands	25,314
37	Denmark	10,508

**Accepted Coverage Requests**  
**According to Beneficiary Country - Public Sector**  
**During (01/01 - 31/05/2025)**

**"Descending order"**

Order.	Beneficiary Country	Value in USD
1	United Arab Emirates	179,126,572
2	Switzerland	139,118,140
3	Brazil	76,998,483
4	United Kingdom	45,364,648
5	China	36,881,526
6	Bahrain	28,825,361
7	Jordan	20,835,979
8	Qatar	20,607,434
9	Angola	16,095,000
10	Greece	15,046,980
11	Netherlands	14,921,183
12	Italy	11,233,523
13	Germany	10,535,362
14	Tunisia	5,948,626
15	United States	5,799,068
16	Türkiye	5,349,290
17	Spain	3,754,238
18	Austria	3,153,375
19	Egypt	3,146,247

20	France	2,737,112
21	Argentina	2,048,068
22	India	1,784,251
23	Finland	1,777,843
24	Hong Kong S.A.R.	1,646,648
25	Saudi Arabia	819,873
26	Sweden	583,944
27	Belgium	399,087
28	Portugal	287,543
29	Malta	243,998
30	Luxembourg	231,500
31	Canada	95,894
32	Bulgaria	71,153
33	Lithuania	68,136
34	Mauritania	40,436
35	Lebanon	13,186
36	Denmark	10,508

**Accepted Coverage Requests**  
**Foreign Transfers - Salaries**  
**During (01/01 - 31/05/2025)**  
**"Descending order"**

Order.	Entity	Value in USD
1	Egypt Air Company	8,822,143
2	Turkish Airlines Air Transport Company	5,461,043
3	Al Andalus Bank Company	4,000,000
4	Sahara Bank	3,739,617
5	Wahda Bank	1,229,644
6	Mediterranean Bank	755,000
7	Daman Islamic Bank	597,873
8	Al Masdar Exchange Services Company	463,000
9	Islamic Finance Bank	428,786
10	(32) Salary transfers for foreigners	369,789
11	Alaman Bank for Trade and Investment	180,693
12	National Commercial Leasing Company	166,315
13	Aman Bank for Trade and Investment	122,751