

# Central Bank of Libya

## Commercial Banks' Uses of Foreign Exchange

During (1/1 - to 30/06/2025)



Research and Statistics Department



## Foreign Exchange Expenditures' Movement Analysis

From 1/1 – to 30 /06/2025

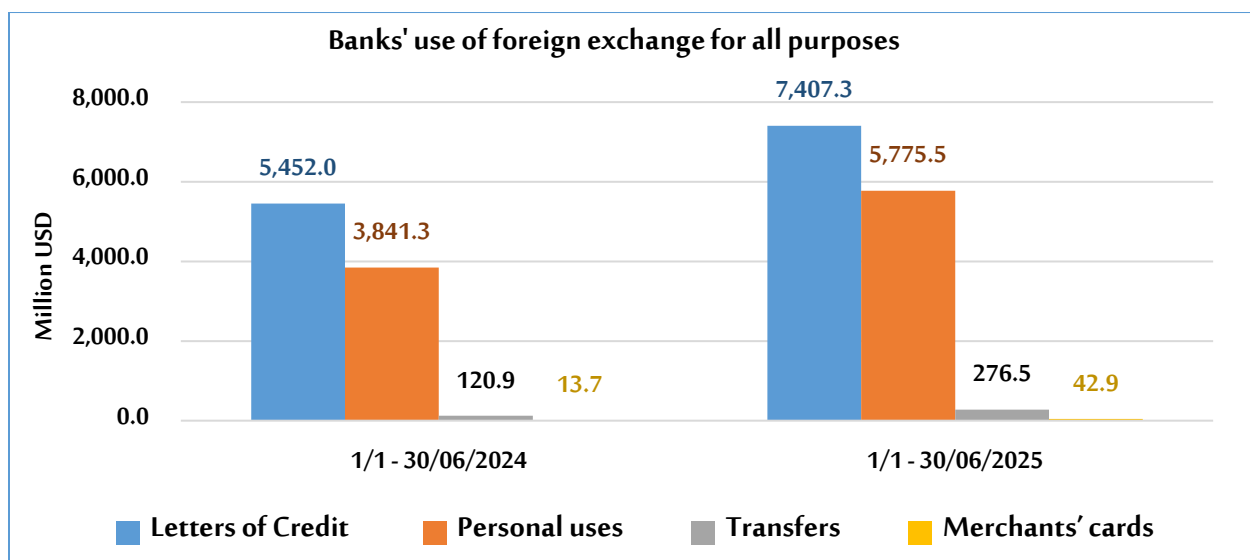
The total uses of foreign exchange by banks from 1/1 – to 30/06/2025 recorded to about \$13,502,182,990 compared to \$ 9,427,883,439 during the same period of 2024, which is an increase of about \$4,074,299,551 with a rate of 43.2%.

The letters of credit accounted for 54.9% of total bank uses of foreign exchange, personal purposes accounted for 42.8% of total bank uses of foreign exchange, while transfers accounted for only 2.4% of total uses.

### The actual banks' uses of foreign exchange for all purposes

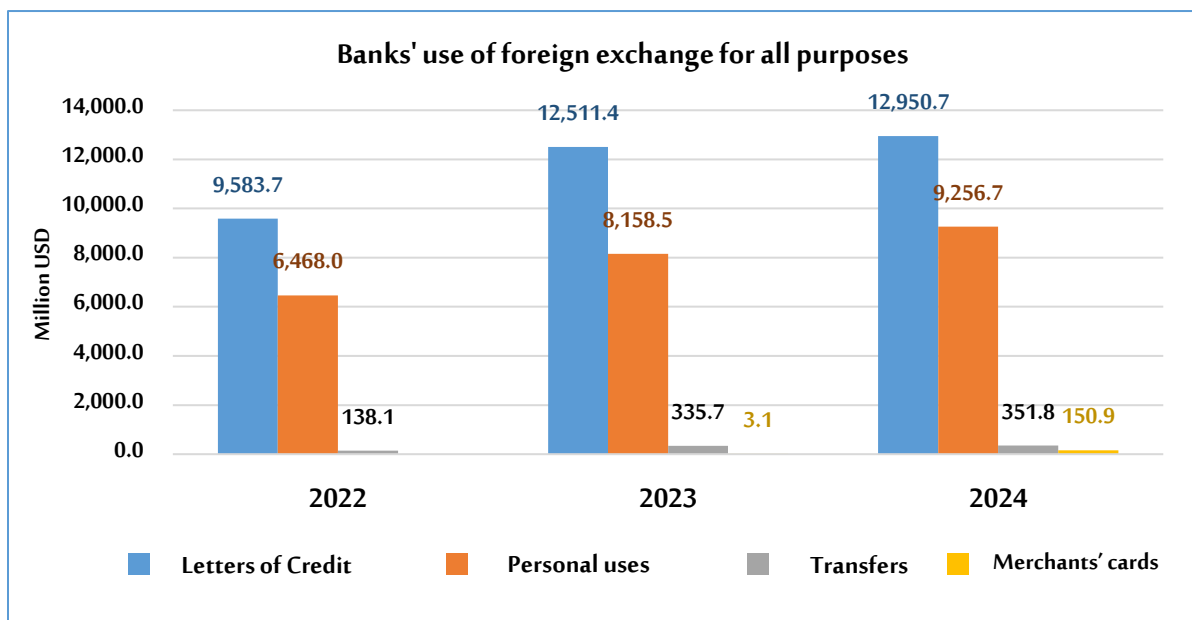
" in USD "

Item	From 1/1 to 30/06 of <b>2024</b>	From 1/1 to 30/06 of <b>2025</b>	Change in value	Percentage change
Letters of Credit	5,451,987,672	7,407,315,262	1,955,327,590	35.9
Transfers	120,864,067	276,458,242	155,594,175	128.7
Personal uses	3,841,347,700	5,775,514,910	1,934,167,210	50.4
Merchants' cards	13,684,000	42,894,576	29,210,576	213.5
<b>Total</b>	<b>9,427,883,439</b>	<b>13,502,182,990</b>	<b>4,074,299,551</b>	<b>43.2</b>





The following chart shows the banks' actual uses of foreign currency during the last three years (2022-2024):



### Amounts sold to banks in foreign exchange for all purposes:

According to the table below, which illustrates the values sold of foreign exchange by banks, it is clear that [Aman Bank for Trade and Investment](#) was the most bank purchased foreign exchange from 1/1 – to 30/06/2025 with a market share of 19%, as the total amounts of foreign exchange purchased was about \$2,560,700,258, followed by [National Commercial Bank](#) with a market share of 14.1%, as the total amounts of foreign exchange purchased was about \$1,903,240,829, then [Jumhouria Bank](#) was in the third place with a value of \$1,296,605,761. Then [Wahda Bank](#) was ranked in fourth place with a value of \$1,054,155,199, then [United Bank for Trade and Commerce](#) was in fifth place with a value of \$853,014,939. Then [Nuran Bank](#) was ranked in sixth place with a value of \$807,792,553. The following banks come in terms of relative importance in order: [North African Bank](#), [Assaray Bank Trade and Investment Bank](#), [Bank of Commerce and Development](#), [Libyan Islamic Bank](#), and [Sahara Bank](#), as shown in the table below, which also contains the order in which banks were in the same period of 2024.



### Ranking of banks according to the total amounts sold of foreign exchange.

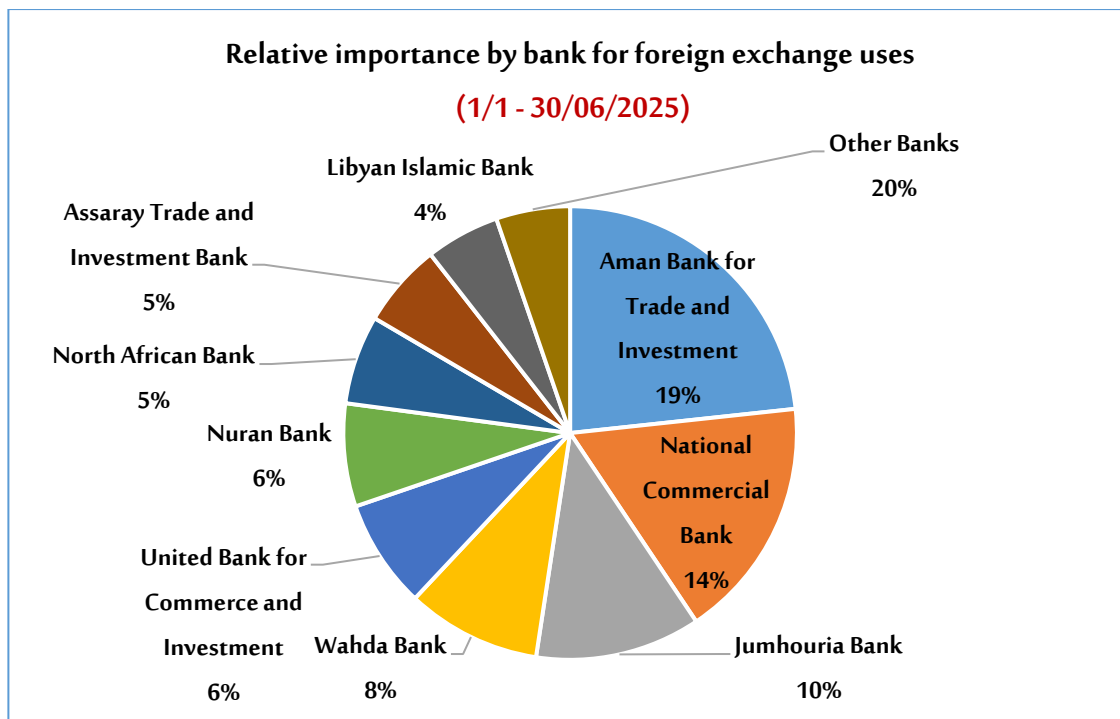
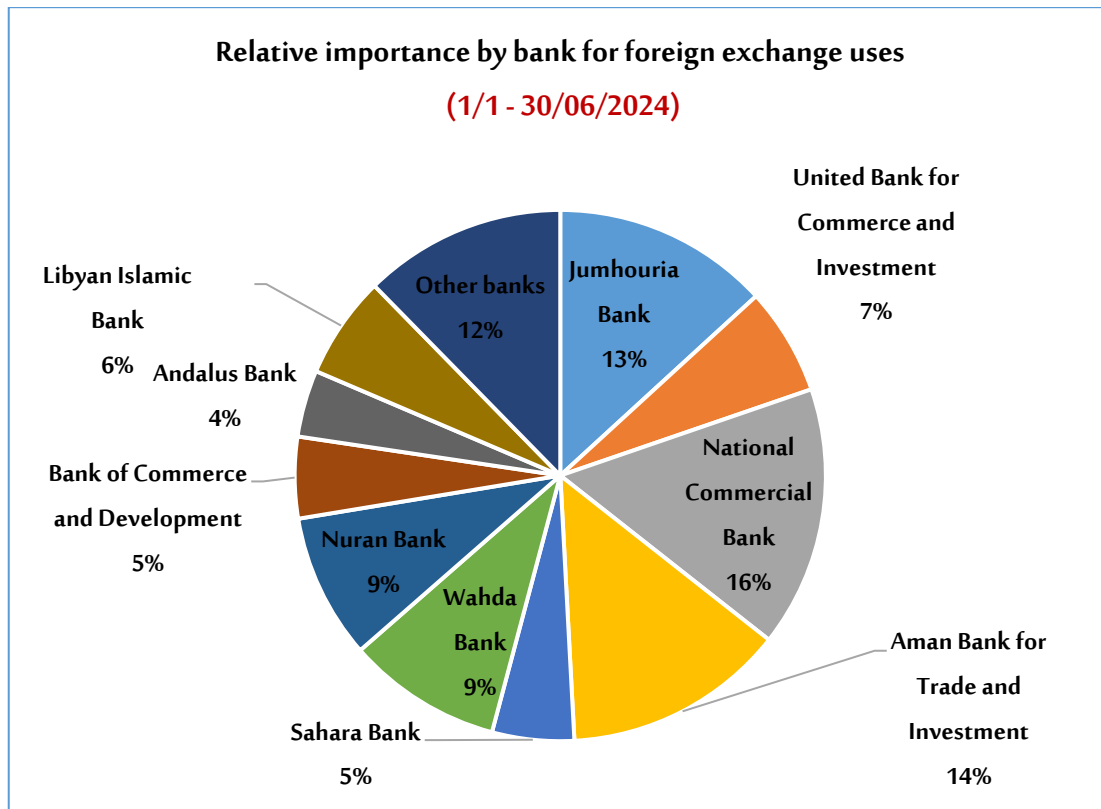
Bank	From 1/1 to 30/06 of 2024			From 1/1 to 30/06 of 2025		
	Order	Value in USD	Market Share	Order	Value in USD	Market Share
Aman Bank for Trade and Investment	2	1,276,256,312	13.5%	1	2,560,700,258	19.0%
National Commercial Bank	1	1,497,213,905	15.9%	2	1,903,240,829	14.1%
Jumhouria Bank	3	1,244,220,069	13.2%	3	1,296,605,761	9.6%
Wahda Bank	4	889,186,707	9.4%	4	1,054,155,199	7.8%
United Bank for Commerce and Investment	6	616,205,011	6.5%	5	853,014,939	6.3%
Nuran Bank	5	832,094,487	8.8%	6	807,792,553	6.0%
North African Bank	11	355,583,854	3.8%	7	697,575,103	5.2%
Assaray Trade and Investment Bank	13	234,476,154	2.5%	8	658,463,437	4.9%
Bank of Commerce and Development	9	467,440,650	5.0%	9	580,556,707	4.3%
Libyan Islamic Bank	7	588,259,853	6.2%	10	579,747,635	4.3%
Sahara Bank	8	470,463,046	5.0%	11	491,531,064	3.6%
Yaqeen Bank	20	-587,623	0.0%	12	384,878,594	2.9%
Andalus Bank	10	383,919,486	4.1%	13	377,722,804	2.8%
Libyan Foreign Bank	17	30,121,902	0.3%	14	338,206,643	2.5%
First Gulf Libyan Bank	12	280,726,044	3.0%	15	293,351,488	2.2%
Tadhamon Bank	15	84,787,811	0.9%	16	171,194,775	1.3%
Mediterranean Bank	16	61,517,768	0.7%	17	154,492,902	1.1%
Alwaha Bank	14	96,874,204	1.0%	18	110,018,119	0.8%
National Union Bank	19	0	0.0%	19	84,830,692	0.6%
Arab Investment Islamic Bank	-	0	-	20	84,254,751	0.6%
Alwafa Bank	18	19,123,796	0.2%	21	19,848,739	0.15%
<b>Total</b>	-	<b>9,427,883,439</b>	<b>100.0%</b>	-	<b>13,502,182,990</b>	<b>100.0%</b>



Order	Bank	Letters of Credit		Miscellaneous Transfers		Personal Purposes		Merchants' cards	
		From 1/1 to 30/06 of 2024	From 1/1 to 30/06 of 2025	From 1/1 to 30/06 of 2024	From 1/1 to 30/06 of 2025	From 1/1 to 30/06 of 2024	From 1/1 to 30/06 of 2025	From 1/1 to 30/06 of 2024	From 1/1 to 30/06 of 2025
-1	Aman Bank for Trade and Investment	360,747,995	757,398,494	1,631,318	2,621,663	905,327,000	1,779,688,100	8,550,000	20,992,000
-2	National Commercial Bank	941,749,883	1,122,878,258	2,292,122	176,071	551,071,900	777,236,500	2,100,000	2,950,000
-3	Jumhouria Bank	786,353,972.090	800,867,524	3,912,197	1,168,737	453,953,900	494,569,500	0	0
-4	Wahda Bank	458,581,645	539,013,471	273,163	114,124,228	430,331,900	401,017,500	0	0
-5	United Bank for Commerce and Investment	303,603,311	400,772,539	0	0	312,601,700	450,292,400	0	1,950,000
-6	Nuran Bank	651,781,395	534,738,628	12,784,593	1,093,150	164,694,500	263,493,700	2,834,000	8,467,076
-7	North African Bank	176,714,101	435,757,101	16,500,653	10,357,702	162,169,100	249,180,300	200,000	2,280,000
-8	Assaray Trade and Investment Bank	182,796,348	592,751,617	18,406	10,365,920	51,661,400	53,020,900	0	2,325,000
-9	Bank of Commerce and Development	166,241,843	154,347,499	20,344,707	33,257,607	280,854,100	392,608,600	0	343,000
-10	Libyan Islamic Bank	387,339,212	368,431,664	8,177,040	2,162,360	192,743,600	208,069,610	0	1,084,000
-11	Sahara Bank	269,852,728	253,327,989	4,962,718	14,184,275	195,647,600	224,018,800	0	0
-12	Yaqeen Bank	-1,606,823	215,324,508	0	6,100,486	1,019,200	162,350,100	0	1,103,500
-13	Andalus Bank	320,896,517	277,192,504	13,901,269	4,000,000	49,121,700	96,530,300	0	0
-14	Libyan Foreign Bank	10,971,254	272,600,652	18,549,148	65,605,991	601,500	0	0	0
-15	First Gulf Libyan Bank	264,237,932	284,298,201	15,546,912	8,555,487	941,200	497,800	0	0
-16	Tadhamon Bank	77,653,611	122,118,475	0	0	7,134,200	49,076,300	0	0
-17	Mediterranean Bank	47,616,968	62,181,202	14,000	755,000	13,886,800	90,156,700	0	1,400,000
-18	Alwaha Bank	35,758,983	35,303,419	1,955,821	0	59,159,400	74,714,700	0	0
-19	National Union Bank	0	83,749,192	0	0	0	1,081,500	0	0
-20	Arab Investment Islamic Bank	0	82,323,187	0	1,929,564	0	2,000	0	0
-21	Alwafa Bank	10,696,796	11,939,139	0	0	8,427,000	7,909,600	0	0
	<b>Total Grand</b>	<b>5,451,987,672</b>	<b>7,407,315,262</b>	<b>120,864,067</b>	<b>276,458,242</b>	<b>3,841,347,700</b>	<b>5,775,514,910</b>	<b>13,684,000</b>	<b>42,894,576</b>



## Amounts sold to banks in foreign exchange - According to purpose.





**Accepted banks' requests to cover Letters of Credit and transfers, except for personal purposes, from 1/1 – to 30/06/2025:**

The number of companies, factories, public entities, and other entities whose applications were approved to purchase foreign exchange from 1/1 – to 30/06/2025 has reached **(1,855)**, with a number of total requests amounting to **7,391 applications**. Most of these applications were made on purpose to cover letters of credit, which were **6,251 applications, %84.6** of the total applications, as shown in the following tables:

**Number of accepted applications for foreign exchange purchase - by sectors**

Sectors	Number of companies, factories, or entities
Private Sector	1,773
Public Sector	35
Miscellaneous Entities	74
<b>Total</b>	<b>1,855</b>

**Number of accepted applications for foreign exchange purchases by type of transfer**

Transfer type	Number of requests			Total	Relative Importance %
	Private Sector	Public Sector	Banking Sector		
Letters of Credit	6,131	113	7	6,251	84.6%
Airlines Transfers	726	31	12	769	10.4%
Commercial Transfers	68	95	6	169	2.3%
Other Transfers	18	61	44	123	1.7%
Insurance Transfers	10	27	0	37	0.5%
Salary Transfers	0	0	35	35	0.5%
Industrial Transfers	3	0	0	3	0.0%
Gold Import Transfer	4	0	0	4	0.1%
<b>Total</b>	<b>6,960</b>	<b>327</b>	<b>104</b>	<b>7,391</b>	<b>100.0%</b>



## 1. Private Sector

The number of private sector companies and factories reached (1,773) whose requests for foreign exchange from banks to cover Letters of credit and other transfers were approved during the period (1/1 - until 30/06/2025), where requests for the purchase of foreign exchange by the private sector for importing production and operational requirements, as well as Miscellaneous Food Commodities, ranked first and second among the total purchase requests during this period, accounting for 23.7% and 22.7% respectively.

As for private sector companies, Al-Libya Al-Muttahida for Beverage Packaging ranked first, followed by Basmati Food Industries Company in second place.

The following tables show the foreign currency purchase requests for goods or services, as well as requests according to the top 100 companies during the period.

### Purchase orders for the top fifty goods or services - Private sector

#### During the period (1/1 – 30/06/2025)

"Descending order "

Order.	Company or factory	Value in USD	Relative Importance %
1	Production and Operation Supplies	1,812,809,598	23.7%
2	Miscellaneous Food Commodities	1,733,050,762	22.7%
3	Building Materials and Construction Supplies	617,972,394	8.1%
4	Machinery and Equipment	489,034,360	6.4%
5	Transportation, tires, batteries and spare parts	437,812,553	5.7%
6	Feeds	365,941,124	4.8%
7	Electronic Equipment	362,984,104	4.8%
8	Human Medicines	263,883,522	3.5%
9	Live and frozen meat	258,068,641	3.4%
10	Agricultural	177,501,369	2.3%
11	Essential Commodity Production Requirements	166,841,830	2.2%
12	Household and Household Electrical	154,002,650	2.0%
13	Cleaning Materials	86,648,650	1.1%
14	Milk, diapers and baby food	85,018,052	1.1%





15	Airlines Transfers	64,841,035	0.8%
16	Burniq Air requests	61,497,996	0.8%
17	Milk	53,505,078	0.7%
18	Cleaning Materials	51,249,467	0.7%
19	ICT Services	48,105,609	0.6%
20	Tobacco of all kinds	34,769,834	0.5%
21	Iron and steel factory operating requirements	32,190,686	0.4%
22	Clothing and Shoes	32,127,099	0.4%
23	Furniture	30,613,186	0.4%
24	Cheeses	30,313,919	0.4%
25	Medical	28,535,158	0.4%
26	Agricultural	28,385,622	0.4%
27	Stationery	20,645,706	0.3%
28	Miscellaneous	20,201,029	0.3%
29	Hygienic materials	19,580,331	0.3%
30	Various navigational services	16,624,953	0.2%
31	Fruits and Vegetables	13,184,651	0.2%
32	Butter	10,381,554	0.1%
33	Importing a Gold Commodity	7,969,531	0.1%
34	Veterinary Medicines	3,917,814	0.1%
35	Carpets and Textiles	3,837,842	0.1%
36	Ghee	3,781,339	0.05%
37	Special requests for Libyan Wings Company	3,690,357	0.05%
38	Fish and Marines	2,453,492	0.03%
39	Insurance Companies Transfers	1,933,049	0.03%
40	Other Goods	1,334,557	0.02%
41	Libyan Air Transport Company	978,996	0.01%
42	MedSky Airways Company requests	664,251	0.01%
43	Oya Airways Company	647,618	0.01%
44	Training Courses Transfers	41,135	0.00%
45	Insurance Companies Requests	29,600	0.00%
46	Flight Tickets	23,874	0.00%
47	Ghadames Airways Company	21,171	0.00%



## Purchase orders by the most important hundred companies - Private sector

During the period (1/1 – 30/06/2025)

"Descending order"

Order.	Company or Factory	Value in USD
1	Allybia almutahida for Packaging Beverages	110,737,822
2	Basmati for Food Industries	86,314,464
3	Toyota Libya for Trading Cars, Spare Parts, Import and Export	84,841,005
4	Aljoda International alawla for Manufacturing Feed, Flour Mills, and Food Industries	84,770,640
5	Almuheet for Oil Refining	75,110,000
6	Suleb Libya almutahd for Manufacturing Iron and Steel	67,234,066
7	Afriqia for Packaging Beverages	65,673,974
8	Aali Sidra for Manufacturing Construction Materials	64,762,014
9	Wadi Alkouf for Mills, Feed, and Rice Mills	64,328,123
10	Berniq Airways	61,497,996
11	Alnaseem for Food Industries	60,383,476
12	Aldoqa aldhahabiya for Food Industries	52,981,024
13	Nabd alatlassy for Importing Foodstuffs, Livestock, and Meats	50,720,066
14	Majmouet alemtiaz for Importing Various Means of Transport and Accessories	48,986,140
15	Aljbal for Manufacturing Feed	48,412,640
16	Ghada alnile for Importing Foodstuffs, Vegetables, Fresh Fruits, Livestock, and Meats	46,193,031
17	Alsharq alliby for Mills, Feed, and Rice Mills	45,633,800
18	Aljayed for Importing Foodstuffs	44,329,499
19	Alwisam aldhahabi for Manufacturing Flour and Rice Mills	43,839,806
20	Alshorouq alalami for Food Industries	43,825,471
21	Qartoba for Mills and Feed	42,156,321
22	Marmara alandalus for Importing Construction and Sanitary Materials	39,653,775
23	Aali alandalus for Food Industries	39,302,079
24	Almotahida alarabiya for Manufacturing Cleaning Materials	39,036,700
25	Albareqa albaidha for Oil Services	37,974,000



26	Alzarqa aldawliya for Food Industries	36,208,310
27	Drob Libya for Importing Means of Transport and Accessories	35,323,324
28	Almotakhases alhadith for Manufacturing Foodstuffs and Soft Drinks	35,283,950
29	Alsad aljadeed for Manufacturing Feed and Derivatives	34,043,437
30	Samaa allibya for Importing Foodstuffs, Livestock, and Meats	32,655,780
31	Althamarat allibya for Importing Foodstuffs, Fruits, and Meats	32,580,488
32	Ferdas for Manufacturing Pasta and Couscous	32,281,962
33	Jenan alkhair almotamayeza for Manufacturing Construction Materials and Accessories	31,603,467
34	Almaraa alkhushba for Mills, Feed, and Rice Mills	29,466,000
35	Alpha for Importing Medicines, Medical Equipment, Pharmaceutical Products, and Mother & Child Supplies	29,399,614
36	Tajoura alhayat for Food Industries	28,991,986
37	Basmet aljoda for Importing Foodstuffs, Livestock, and Meats	28,365,919
38	Tamar hind for Importing Cars and Spare Parts	28,165,002
39	Qartaj for Food Industries	28,129,359
40	Atlas alfaniya for Food Industries	28,070,757
41	Majmouet almawra for Mills, Feed, and Rice Mills	27,281,895
42	Rayan for Mills and Feed	26,873,071
43	Aldrob for Manufacturing Bitumen, Qutrmen, and Insulation	26,797,250
44	Judy for Food Industries	26,630,946
45	Almedad for Importing Construction Materials	26,097,722
46	Alshams alsateaa for Food Industries	26,084,371
47	Alnasiya alittihadiya for Importing Foodstuffs, Livestock, and Meats	25,952,775
48	Altawon Factory for Manufacturing Feed	25,534,500
49	Albilsan for Manufacturing Medical Supplies	24,414,850
50	Alsndan almutalaq for Manufacturing Foodstuffs and Soft Drinks	24,007,241
51	Ghalia for Importing and Distributing Foodstuffs	23,680,040
52	Majmouet alraedon for Manufacturing Construction Materials	23,544,185
53	Ard alata for Food Industries	23,124,038
54	Alhaj Anwar for Importing Foodstuffs, Livestock, and Meats	22,802,485



55	Tariq alqara for Importing Foodstuffs	22,796,602
56	Oya aldawliya Airways Ltd.	22,561,036
57	SAS for Manufacturing Construction Materials, Paints, Plastics, and Raw Materials	22,468,390
58	Tripoli alkobra for Manufacturing, Filling, and Packaging Tomato Products and Foodstuffs	21,612,700
59	Alrafiq alamthal for Manufacturing Construction Materials	21,601,335
60	Alsawahil aldhabiya for Importing Foodstuffs	21,340,825
61	Badia alsahra for Importing Means of Transport and Accessories	20,343,225
62	Alrayhan for Manufacturing Foodstuffs	20,283,550
63	Alsafez alraqi for Importing Household, Electrical, and Electronic Appliances	20,043,749
64	Albonyan for Melting and Rolling Metals	19,990,270
65	Osol altaqnia for Manufacturing Electronic and Electrical Devices	19,947,400
66	Alnajah alraeda for Engineering Industries	19,788,564
67	Gargar for Agricultural and Animal Investment	19,784,000
68	Almajmoua allybia for Oil and Energy Services	19,581,000
69	Altasameem alraeda for Manufacturing Construction Materials	19,415,352
70	Tayseer aldawaeya for Importing Medical Equipment, Medicines, Pharmaceutical Products, and Mother & Child Supplies	19,310,009
71	Asarya aldhabiya for Importing Foodstuffs	19,157,336
72	Alnafidha alsehiya for Importing Medical Equipment and Supplies	19,098,494
73	Alfoulath for Manufacturing All Types of Aluminium	19,001,840
74	Zahret alghitha for Importing Foodstuffs, Vegetables, Fruits, and Livestock	18,796,421
75	Panorama almutawasset for Mills and Feed Ltd.	18,692,000
76	Dunia Libya for Food Industries	18,684,500
77	Ateel for Manufacturing Feed and Flour Mills	18,498,825
78	Super for Manufacturing Construction Materials, Paints, Plastics, and Raw Materials	18,204,800
79	Alandalus for Manufacturing Insecticides	18,097,950
80	Teknologia for Manufacturing Construction Materials, Paints, Plastics, and Raw Materials	18,074,650
81	Alaghtia almutahida for Importing Foodstuffs	17,940,000
82	Omega for Chemical Industries and Packaging Materials	17,726,000
83	Global for Manufacturing Construction Materials, Paints, and Putties	17,493,600



84	Adwaa Africa for Importing Foodstuffs, Livestock, and Meats	17,397,303
85	Emaar aldoqa for Manufacturing Aluminium and PVC	17,217,979
86	Dar Qartoba for Importing Medical Equipment, Medicines, Pharmaceutical Products, and Mother & Child Supplies Ltd.	17,163,701
87	Alsad for Mills, Feed, and Pasta	17,099,500
88	Ain Ashmaro for Importing Foodstuffs	17,060,985
89	Alayady alnaqiya for Iron Industries	16,788,175
90	Majmouet alruwad for Melting and Shaping Metals	16,670,731
91	Delta alkhair for Food Industries	16,554,300
92	Hadrian for Importing Foodstuffs Ltd.	16,531,545
93	Almaysam for Importing Cars and Spare Parts	16,516,340
94	Tayba alalamia for Manufacturing Adhesive Materials for Ceramic, Porcelain, Marble, and Granite	16,326,000
95	Albadia alareqa for Manufacturing Construction Materials	16,248,015
96	Alsanober for Manufacturing All Types of Aluminium	16,239,627
97	Aljayed for Food Industries	16,042,447
98	Almothaqq altayeb for Importing Foodstuffs, Livestock, and Meats	16,037,300
99	Almawsem for Food Industries and Rice Mills	15,998,600
100	Majmouet almawashi alhaya for Importing Foodstuffs, Livestock, and Meats	15,970,400

### **Banks' requests for letters of credit and remittances - Private sector**

#### **(By most important beneficiary countries)**

The table below shows the values of banks' foreign exchange orders by beneficiary countries during (1/1 - 30/06/2025) of the private sector, according to the table 27.6% of bank transfers to cover letters of credit or other transfers were to United Arab Emirates, Türkiye ranked second with 21.7%, then Egypt with 11.6%, and Switzerland with 5.0% respectively. The following table shows the top twenty beneficiary countries.



## Banks' requests for letters of credit and transfers - Private Sector

(according to the most important beneficiary countries)

During (1/1 – 30/06/2025)

Order.	Beneficiary Country	Value in USD	Relative Importance %
1	United Arab Emirates	2,104,946,475	27.6%
2	Türkiye	1,661,560,144	21.7%
3	Egypt	885,621,755	11.6%
4	Switzerland	384,758,556	5.0%
5	United Kingdom	319,176,704	4.2%
6	China	305,735,311	4.0%
7	Italy	224,878,731	2.9%
8	Tunisia	218,911,647	2.9%
9	Spain	132,898,739	1.7%
10	Austria	122,271,394	1.6%
11	Thailand	114,262,177	1.5%
12	Japan	105,698,451	1.4%
13	Netherlands	79,888,041	1.0%
14	Jordan	67,038,980	0.9%
15	France	63,721,139	0.8%
16	Slovakia	59,124,616	0.8%
17	Germany	55,310,169	0.7%
18	South Korea	52,038,246	0.7%
19	Singapore	51,702,692	0.7%
20	Canada	41,928,409	0.5%



## **Banks' requests for letters of credit and transfers - Private sector**

**(According to the most important countries of origin of goods or services)**

The table below shows the values of banks' foreign exchange orders by country of origin of goods or services during the period (1/1 - 30/06/2025) of the private sector. The goods and services of Turkish origin ranked first and accounted for **26.8%** of the total accepted purchase orders, imports of goods and services of Chinese origin were second attributed to **12.4%** of the total. While, goods and services of Egypt origin ranked third and accounted for **12.1%**, and goods and services of Indian origin represented **6.2%** and Russian origin accounted **4.8%** of the total. The following table shows the twenty most important countries of origin for goods or services.

## **Banks' requests for letters of credit and transfers - Private sector**

**(According to the most important countries of origin of goods or services)**

**During (1/1 – 30/06/2025)**

Order.	Country of origins	Value in USD	Relative Importance %
1	Türkiye	2,044,149,448	26.8%
2	China	945,485,713	12.4%
3	Egypt	923,445,174	12.1%
4	India	471,565,546	6.2%
5	Russian Federation	369,508,028	4.8%
6	Brazil	295,071,160	3.9%
7	Italy	278,192,896	3.6%
8	Ukraine	196,649,725	2.6%
9	Tunisia	181,282,220	2.4%
10	Thailand	176,655,734	2.3%
11	Germany	154,079,089	2.0%
12	United States	126,447,563	1.7%
13	France	126,263,947	1.7%
14	United Arab Emirates	120,940,822	1.6%



15	Romania	106,861,543	1.4%
16	Saudi Arabia	102,682,288	1.3%
17	Ireland	87,006,342	1.1%
18	Netherlands	82,736,483	1.1%
19	Argentina	79,405,671	1.0%
20	Spain	77,161,699	1.0%

## 2. Public Sector

The number of public sector entities whose applications for foreign exchange to cover letters of credit and other transfers were approved reached **35 entities** during the period (1/1 - until 30/06/2025), where Human medicines topped the list of requests in terms of relative importance, accounting for 27.6% of the total approved foreign exchange purchase requests for the public sector. Ranking second were the letters of credit for importing operational supplies for the Iron and Steel Plant, representing 14.9% of the total. Therefore, the human medicines ranked first, the National Authority for Cancer Control occupied the top position in terms of the value of approved requests, which recorded to \$188 million. It was followed by the Libyan Iron and Steel Company with total requests amounting to \$171.2 million, and then the Libya Development and Reconstruction Fund with a total of \$118.9 million. The following tables provide details of the approved requests for purchasing goods or services, in addition to the distribution by public entities during the specified period



**Purchase orders by commodity or service - public sector****During the period (1/1 – 30/06/2025)****"Descending order"**

Order.	Goods or Services	Value in USD	Relative Importance %
1	Human Medicines	188,009,583	27.6%
2	Libyan Iron and Steel Company Requirements	101,779,847	14.9%
3	Production and Operation Requirements	88,096,595	12.9%
4	Housing Projects Authority Requests	77,947,042	11.4%
5	Machinery and Equipment	77,663,725	11.4%
6	Furniture	37,500,000	5.5%
7	Transportation, Tires, Supplies and Spare Parts	21,732,804	3.2%
8	Aletihad Alarabee Contracting Company J.S.C	16,095,000	2.4%
9	Communications and IT Services	15,687,067	2.3%
10	Almadar Aljadid Company	14,092,428	2.1%
11	Libya Development and Reconstruction Fund	9,603,350	1.4%
12	Airline Transfers	8,694,578	1.3%
13	Libyana Mobile Phone Company Requests	4,941,797	0.7%
14	Al Ahlia Cement Company J.S.C	3,303,026	0.5%
15	Feeds	3,281,519	0.5%
16	Insurance Company Transfers	3,260,898	0.5%
17	Housing Projects Authority Requests	2,735,717	0.4%
18	Libya Telecom and Technology Company	2,645,739	0.4%
19	Essential Commodity Production Requirements	1,105,340	0.2%
20	Training Course Transfers	652,978	0.1%
21	Goods for Public Services	515,040	0.1%
22	Port Operating Requirements	432,240	0.1%
23	Libyan Ports Company	336,959	0.05%
24	Port Operation and Maintenance Requirements	234,257	0.03%
25	Electronic Devices	228,918	0.03%
26	Production and Operation Services	214,600	0.03%
27	Awqaf General Authority and Islamic Affairs	197,910	0.03%



28	Libyan Airlines Requirements	123,434	0.02%
29	Hatef Libya Company Operating Supplies	42,999	0.01%
30	Medical Treatment Transfers	42,920	0.01%
31	Miscellaneous	40,500	0.01%
32	Airports Authority	1,649	0.00%

## **Purchase orders by entities - Public Sector**

**During the period (1/1 – 30/06/2025)**

**"Descending order"**

<b>Order.</b>	<b>Entity Name</b>	<b>Value in USD</b>
1	National Cancer Authority	188,009,583
2	Libyan Iron and Steel Company	171,167,315
3	Libya Development and Reconstruction Fund	118,853,507
4	Jalyana Free Zone	55,015,939
5	Almadar Aljadid Company	29,621,246
6	Administrative Centres Development Authority	21,178,317
7	National Development Agency	19,154,980
8	Aletihad Alarabee Contracting Company J.S.C	17,802,873
9	Az Zawiya Oil Refining Company	14,877,500
10	Libyana Mobile Phone Company	12,903,094
11	Afriqiyah Airways	7,619,520
12	Al Ahlia Cement Company J.S.C	3,303,026
13	National Mills and Feed Company	3,281,519
14	Libya Insurance Company	2,776,282
15	Housing and Utilities Projects Implementation Authority	2,735,717
16	Libya Telecom and Technology Company J.S.C	2,594,910
17	Misurata Free Zone	2,274,008
18	Libyan International Telecommunications Company	1,721,433
19	Libyan Airlines	1,204,403
20	Requests for Transportation Projects Board	1,105,340
21	Libyan Ports Company	769,199
22	Al-Moalej Al-Hakim Medical Services Company	557,960



23	Libyan Federation of Insurance Companies	489,533
24	Electrical Industries Company	454,230
25	Alinma Electric Investments Company	425,803
26	Tatweer Industrial Investment Company	321,900
27	Libyan Post Telecommunications & Information Technology Company	300,000
28	Awqaf General Authority and Islamic Affairs	197,910
29	Ataqneya Company for Telecom and Data	148,580
30	General Company for General Cleaning Services Tripoli	129,354
31	Libyan Ground Services Company	60,300
32	National Agricultural Aviation Authority	51,370
33	National Trailers Company J.S.C	50,309
34	Hatef Libya Company	42,999
35	Libyan Project Management Company with the private sector	40,500

### 3. Miscellaneous:

#### Accepted Coverage Requests

#### Foreign Transfers - Salaries

During (01/01 - 30/06/2025)

"Descending order"

Order.	Entity	Value in USD
1	Egypt Air Company	14,807,022
2	Turkish Airlines Air Transport Company	6,980,692
3	Sahara Bank	4,035,617
4	Al Andalus Bank Company	4,000,000
5	Wahda Bank	1,229,644
6	Mediterranean Bank	755,000
7	Daman Islamic Bank	597,873
8	Al Masdar Exchange Services Company	463,000
9	Islamic Finance Bank	428,786
10	Arab Islamic Investment Bank Banking	400,000
11	(35) Salary transfers for foreigners	397,353



12	Alaman Bank for Trade and Investment	303,444
13	National Commercial Leasing Company	166,315

**According to Beneficiary Country - Foreign Transfers (Salaries)**

**"Descending order"**

Order.	Beneficiary Country	Value in USD
1	Egypt	15,190,290
2	Türkiye	6,999,592
3	United States	4,400,000
4	Lebanon	2,719,242
5	United Arab Emirates	1,423,305
6	Tunisia	1,355,382
7	United Kingdom	755,000
8	Switzerland	750,000
9	France	303,444
10	Ireland	193,368
11	Belgium	133,193
12	Philippines	100,185
13	Ukraine	74,282
14	India	37,740
15	Uzbekistan	29,800
16	Slovakia	29,687
17	Jordan	26,600



## Appendices

### Accepted coverage requests for all sectors from 1/1 – to 30/06/2025:

- List of all beneficiary companies and factories
- Purchase Orders by Goods or Services
- Purchase orders by country of origin of goods or services and the beneficiary country.

**Accepted Coverage Requests**  
**List of all Companies and Factories - Private Sectors**  
**During (01/01 - 30/06/2025)**

**"Descending order"**

Order.	Company or factory	Value in USD
1	Allybia almutahida for Packaging Beverages	110,737,822
2	Basmati for Food Industries	86,314,464
3	Toyota Libya for Trading Cars, Spare Parts, Import and Export	84,841,005
4	Aljoda International alawla for Manufacturing Feed, Flour Mills, and Food Industries	84,770,640
5	Almuheet for Oil Refining	75,110,000
6	Suleb Libya almutahd for Manufacturing Iron and Steel	67,234,066
7	Afriqia for Packaging Beverages	65,673,974
8	Aali Sidra for Manufacturing Construction Materials	64,762,014
9	Wadi Alkouf for Mills, Feed, and Rice Mills	64,328,123
10	Berniq Airways	61,497,996
11	Alnaseem for Food Industries	60,383,476
12	Aldoqa aldhahabiya for Food Industries	52,981,024
13	Nabd alatlassy for Importing Foodstuffs, Livestock, and Meats	50,720,066
14	Majmouet alemtiaz for Importing Various Means of Transport and Accessories	48,986,140
15	Aljbal for Manufacturing Feed	48,412,640
16	Ghada alnile for Importing Foodstuffs, Vegetables, Fresh Fruits, Livestock, and Meats	46,193,031
17	Alsharq alliby for Mills, Feed, and Rice Mills	45,633,800
18	Aljayed for Importing Foodstuffs	44,329,499
19	Alwisam aldhahabi for Manufacturing Flour and Rice Mills	43,839,806
20	Alshorouq alalami for Food Industries	43,825,471
21	Qartoba for Mills and Feed	42,156,321
22	Marmara alandalus for Importing Construction and Sanitary Materials	39,653,775
23	Aali alandalus for Food Industries	39,302,079
24	Almotahida alarabiya for Manufacturing Cleaning Materials	39,036,700
25	Albareqa albaidha for Oil Services	37,974,000
26	Alzarqa aldawliya for Food Industries	36,208,310
27	Drob Libya for Importing Means of Transport and Accessories	35,323,324
28	Almotakhashe alhadith for Manufacturing Foodstuffs and Soft Drinks	35,283,950
29	Alsad aljadeed for Manufacturing Feed and Derivatives	34,043,437
30	Samaa allibya for Importing Foodstuffs, Livestock, and Meats	32,655,780
31	Althamarat allibya for Importing Foodstuffs, Fruits, and Meats	32,580,488
32	Ferdas for Manufacturing Pasta and Couscous	32,281,962
33	Jenan alkhair almotamayeza for Manufacturing Construction Materials and Accessories	31,603,467

34	Almaraa alkhushba for Mills, Feed, and Rice Mills	29,466,000
35	Alpha for Importing Medicines, Medical Equipment, Pharmaceutical Products, and Mother & Child Supplies	29,399,614
36	Tajoura alhayat for Food Industries	28,991,986
37	Basmet aljoda for Importing Foodstuffs, Livestock, and Meats	28,365,919
38	Tamar hind for Importing Cars and Spare Parts	28,165,002
39	Qartaj for Food Industries	28,129,359
40	Atlas alfaniya for Food Industries	28,070,757
41	Majmouet almawra for Mills, Feed, and Rice Mills	27,281,895
42	Rayan for Mills and Feed	26,873,071
43	Aldrob for Manufacturing Bitumen, Qutrmn, and Insulation	26,797,250
44	Judy for Food Industries	26,630,946
45	Almedad for Importing Construction Materials	26,097,722
46	Alshams alsateaa for Food Industries	26,084,371
47	Alnasiya alittihadiya for Importing Foodstuffs, Livestock, and Meats	25,952,775
48	Altawon Factory for Manufacturing Feed	25,534,500
49	Albilsan for Manufacturing Medical Supplies	24,414,850
50	Alsndan almutalaq for Manufacturing Foodstuffs and Soft Drinks	24,007,241
51	Ghalia for Importing and Distributing Foodstuffs	23,680,040
52	Majmouet alraedon for Manufacturing Construction Materials	23,544,185
53	Ard alata for Food Industries	23,124,038
54	Alhaj Anwar for Importing Foodstuffs, Livestock, and Meats	22,802,485
55	Tariq alqara for Importing Foodstuffs	22,796,602
56	Oya aldawliya Airways Ltd.	22,561,036
57	SAS for Manufacturing Construction Materials, Paints, Plastics, and Raw Materials	22,468,390
58	Tripoli alkobra for Manufacturing, Filling, and Packaging Tomato Products and Foodstuffs	21,612,700
59	Alrafiq alamthal for Manufacturing Construction Materials	21,601,335
60	Alsawahil aldhababiya for Importing Foodstuffs	21,340,825
61	Badia alsahra for Importing Means of Transport and Accessories	20,343,225
62	Alrayhan for Manufacturing Foodstuffs	20,283,550
63	Alsafez alraqi for Importing Household, Electrical, and Electronic Appliances	20,043,749
64	Albonyan for Melting and Rolling Metals	19,990,270
65	Osol altaqnia for Manufacturing Electronic and Electrical Devices	19,947,400
66	Alnajah alraeda for Engineering Industries	19,788,564
67	Gargar for Agricultural and Animal Investment	19,784,000
68	Almajmoua allybia for Oil and Energy Services	19,581,000
69	Altasameem alraeda for Manufacturing Construction Materials	19,415,352
70	Tayseer aldawaeya for Importing Medical Equipment, Medicines, Pharmaceutical Products, and Mother & Child Supplies	19,310,009
71	Asarya aldhababiya for Importing Foodstuffs	19,157,336
72	Alnafidha alsehiya for Importing Medical Equipment and Supplies	19,098,494

73	Alfoulath for Manufacturing All Types of Aluminium	19,001,840
74	Zahret alghitha for Importing Foodstuffs, Vegetables, Fruits, and Livestock	18,796,421
75	Panorama almutawasset for Mills and Feed Ltd.	18,692,000
76	Dunia Libya for Food Industries	18,684,500
77	Ateel for Manufacturing Feed and Flour Mills	18,498,825
78	Super for Manufacturing Construction Materials, Paints, Plastics, and Raw Materials	18,204,800
79	Alandalus for Manufacturing Insecticides	18,097,950
80	Teknologia for Manufacturing Construction Materials, Paints, Plastics, and Raw Materials	18,074,650
81	Alaghthia almutahida for Importing Foodstuffs	17,940,000
82	Omega for Chemical Industries and Packaging Materials	17,726,000
83	Global for Manufacturing Construction Materials, Paints, and Putties	17,493,600
84	Adwaa Africa for Importing Foodstuffs, Livestock, and Meats	17,397,303
85	Emaar aldoqa for Manufacturing Aluminium and PVC	17,217,979
86	Dar Qartoba for Importing Medical Equipment, Medicines, Pharmaceutical Products, and Mother & Child Supplies Ltd.	17,163,701
87	Alsad for Mills, Feed, and Pasta	17,099,500
88	Ain Ashmaro for Importing Foodstuffs	17,060,985
89	Alayady alnaqiya for Iron Industries	16,788,175
90	Majmouet alruwad for Melting and Shaping Metals	16,670,731
91	Delta alkhair for Food Industries	16,554,300
92	Hadrian for Importing Foodstuffs Ltd.	16,531,545
93	Almaysam for Importing Cars and Spare Parts	16,516,340
94	Tayba alalamia for Manufacturing Adhesive Materials for Ceramic, Porcelain, Marble, and Granite	16,326,000
95	Albadia alareqa for Manufacturing Construction Materials	16,248,015
96	Alsanober for Manufacturing All Types of Aluminium	16,239,627
97	Aljayed for Food Industries	16,042,447
98	Almothaqq altayeb for Importing Foodstuffs, Livestock, and Meats	16,037,300
99	Almawsem for Food Industries and Rice Mills	15,998,600
100	Majmouet almawashi alhaya for Importing Foodstuffs, Livestock, and Meats	15,970,400
101	Almask alabyad for Importing Foodstuffs, Livestock, and Meats	15,966,050
102	Albariq alawal for Manufacturing Construction Materials, Fire Bricks, Cement, and Derivatives	15,898,000
103	Almajd alalamiya for Manufacturing Detergents, Disinfectants, and Descalers	15,878,700
104	Alwihat almotajaddida for Importing Foodstuffs	15,792,347
105	Alibda for Manufacturing Detergents, Soaps, and Their Supplies	15,506,775
106	Almotawasset for Manufacturing Feed	15,440,000
107	Alshat aljadeed for Importing Tobacco, Cigarettes, and Their Supplies	15,439,800
108	Ajawed alalamiya for Manufacturing PVC and Its Derivatives	15,385,935
109	Diyar alsafwa for Cement Industries	15,337,585
110	Iwan alsharq for Food Industries	15,327,806
111	Altawasol alfareed for Importing Electrical Devices and Household Items	15,187,128



112	Alsahil for Importing Livestock and Meats	15,024,198
113	Alittihad alarabi for Manufacturing Feed and Grinding Grains	14,978,286
114	Almaamoura for Food Industries, Mills, and Feed	14,962,650
115	Alwesal allybia for Mills and Feed	14,944,385
116	Majmouet alfakhama for Melting and Shaping Metals	14,855,047
117	Alalama aldawliya for Manufacturing Raw Materials	14,786,004
118	Alahed alwafi for Manufacturing Construction Materials	14,702,475
119	Asas albarmaja for Software Development	14,621,470
120	Alajniha allybia Airways JSC	14,368,827
121	Alnakhwa allybia for Importing Foodstuffs	14,346,210
122	Alsafaeh alбайдha for Manufacturing Construction Materials	14,327,000
123	Venus for Oil Operations and Drilling Services	14,313,285
124	Alamana for Importing Medical Equipment, Pharmaceutical Products, and Mother & Child Supplies	14,249,470
125	Alsakia almutahida for Importing Raw Materials	14,167,944
126	Adwaa alnayzak for Importing Electronic Devices, Accessories, and Spare Parts	13,958,587
127	Alayadi alбайдha for Manufacturing PVC	13,949,783
128	Altorab alliby for Importing Foodstuffs and Livestock	13,930,909
129	Asr albinaa alduwali for Importing Construction Materials and Accessories	13,886,262
130	Qasreen aldoaa for Importing Medical Equipment, Medicines, and Pharmaceutical Products	13,782,187
131	Mafazat shamal Africa for Importing Cars, Spare Parts, Oils, and Accessories	13,753,213
132	Alshorouq allybia for Mills and Feed	13,648,992
133	Altaqnia alkhadra for Importing Electrical and Non-electrical Devices and Spare Parts	13,636,442
134	Alelmiya for Importing Medicines, Pharmaceutical Products, and Mother & Child Supplies	13,398,871
135	Aldoqa aldawliya for Manufacturing PVC and Derivatives	13,398,374
136	Almasboobat for Manufacturing Construction Materials	13,326,103
137	Almawsem for Manufacturing Aluminium and Its Derivatives	13,269,889
138	Aseel for Manufacturing Baby Diapers and Tissue Paper	13,193,279
139	Sama Libya for Manufacturing Feed	13,171,790
140	Alrabee Factory for Manufacturing Feed	13,105,496
141	Altoroq Alhaditha for Manufacturing Asphalt and Insulation Materials	13,095,614
142	Majmouet Alimtiaz for Importing Agricultural Equipment and Supplies	13,028,581
143	Alsomood for Importing Household Items Ltd.	12,794,765
144	Bashayer Alzahraa for Manufacturing Foodstuffs and Soft Drinks	12,683,580
145	Alwataniya for Plastic Industries and Packaging Materials	12,597,885
146	Alimtiaz Aljadeeda for Importing Transportation Means and Accessories	12,504,584
147	Almira for Food Industries	12,490,885
148	Albariq Alawal for Manufacturing Sponge and Medical Mattresses	12,470,450
149	Arene Aloola for Importing Foodstuffs, Livestock, and Meats	12,461,119
150	Almustakshif Alduwali for Oil Services	12,350,000

151	Mawadda for Importing Foodstuffs, Livestock, and Meats	12,348,085
152	Sama Almotawasset Airlines	12,310,459
153	Alrafida for Petrochemical Industries	12,239,250
154	Noor Sama for Importing Medical Equipment and Supplies	12,221,332
155	Aldoqa Almotanahiya for Manufacturing Aluminium and PVC	12,100,212
156	Albaraka Alalamiya for Importing Foodstuffs, Livestock, and Meats	12,011,283
157	Alghazala Allibiya for Importing Foodstuffs, Livestock, and Meats	12,004,498
158	Altanmia Alhaditha for Iron Industries	11,927,131
159	Alnawras for Manufacturing Feed, Mills, and Rice Mills	11,849,788
160	Alnajm Alsaed for Importing Heavy Equipment and Spare Parts	11,842,830
161	Afaaq Alghad for Wood Industries	11,810,100
162	Alnaeem for Mills, Feed, and Grains	11,770,125
163	Alkhalij Alafriqi for Importing Heavy Equipment and Spare Parts	11,731,739
164	Almazraa Alduwalia for Importing Foodstuffs	11,728,401
165	Albustana for Manufacturing Kitchens and Spare Parts	11,617,745
166	Alwatad Almateen for Plastic Industries	11,582,500
167	Alnamaa Aljadeeda for Manufacturing Aluminium and PVC	11,514,060
168	Karam Alkhair for Manufacturing Juices and Beverages	11,509,000
169	Sanad Aleamar for Importing Construction and Sanitary Materials	11,490,354
170	Royal for Chemical Industries and Raw Materials	11,442,100
171	Chafchaoun for Importing Raw Materials	11,425,034
172	Almobtaker Alhadith for Manufacturing PVC	11,316,114
173	Asasat Alomara for Manufacturing Construction Materials	11,213,330
174	Altaqaddom Alduwali for Importing Electrical and Non-Electrical Devices and Spare Parts	11,127,892
175	Zohour Almadina for Manufacturing Carton and Plastic	11,082,768
176	Bab Almadina for Manufacturing Kitchens and Accessories	11,078,332
177	Elm Alaman for Importing Foodstuffs	11,014,174
178	Majmouet Almoroua for Mills, Feed, and Rice Mills	10,796,982
179	Sanaw Alduwalia for Importing Foodstuffs	10,787,552
180	Rama for Mills and Feed	10,775,501
181	Alrabia Alkhadra for Importing Foodstuffs	10,721,545
182	Mezan Alfai for Iron Industries	10,712,495
183	Alfakhama Aldhahabiya for Flour Mills and Feed Industry	10,699,755
184	Libka for Food Industries	10,595,000
185	Lamsa for General Contracting and Real Estate Investment (Akakus Holding)	10,579,600
186	Alsaraya Alraqiya for Importing Foodstuffs, Vegetables, and Fresh Fruits	10,499,791
187	Altaef for Importing Foodstuffs	10,490,774
188	Delta Alkhair for Importing Construction and Sanitary Materials and Accessories	10,429,090
189	Alam Alfada Altaqani for Importing Electronic and Electrical Devices, Accessories, and Spare Parts	10,369,367

190	Alhosn Almateen for Iron Industries	10,363,824
191	Alhadaba for Manufacturing Feed	10,338,480
192	Alraed Allibiya for Importing Foodstuffs, Livestock, and Meats	10,301,600
193	Alquds for Manufacturing Plastic Tanks and Pipes	10,288,700
194	Alamin for Manufacturing Cleaning Materials	10,274,170
195	Alandalus for Filling and Packaging Vegetable Oils	10,265,096
196	Alzajel for Manufacturing Kitchens and Furniture	10,250,588
197	Altafouq for Importing Medical Equipment and Mother & Child Supplies	10,202,394
198	Ard Alsahel for Importing Heavy Equipment, Accessories, Spare Parts, and Factory and Workshop Equipment	10,125,084
199	Irsae Aleamar for Manufacturing Electrical Materials	9,997,526
200	Adraj Albinaa for Manufacturing Construction Materials	9,995,400
201	Alkhaleejia Factory for Manufacturing Water and Oil Supplies	9,955,030
202	Marsin for Importing Household and Electrical Items	9,945,243
203	Alaemar Altibi for Importing Medical Equipment and Mother & Child Supplies	9,910,000
204	Altalea for Manufacturing Feed Ltd.	9,905,000
205	Alqimma Factory for Manufacturing Carton	9,899,550
206	Alkhabeer Almotakadim for Manufacturing Kitchens and Furniture	9,895,226
207	Maysan for Food Industries	9,881,477
208	Almasdar Almateen Alawal for Manufacturing Kitchens	9,862,162
209	Alseel Plast for Plastic Industries	9,815,808
210	Alwasel Almunir for Importing Foodstuffs, Livestock, and Meats	9,809,060
211	Aali Tripoli for Importing Foodstuffs	9,806,625
212	Rkaz Libya for Manufacturing Construction Materials and Production Supplies and Paints	9,804,763
213	Alzahra Allibiya for Food Industries	9,745,000
214	Bayan for Paper and Plastic Industries	9,735,996
215	Adri for Importing Transportation Means and Accessories	9,703,203
216	Alkhebra for Shipping Agencies (Natco Holding)	9,636,481
217	Alrehab Aloula for Manufacturing Diapers and Perfumed Tissue	9,508,400
218	Adwaa Alqarabolli for Flour Mills	9,468,555
219	Alkhair aldaem for Importing Electrical and Electronic Materials	9,461,354
220	Almajmoua allibiya almaliya for Medical Care	9,442,400
221	Allibiya aljadida for Importing Cars and Spare Parts	9,408,879
222	Qimmat altawasol for Importing Various Means of Transport, Agricultural Supplies and Building Materials	9,397,055
223	Alamal for Importing Means of Transport and Accessories	9,328,620
224	Alqala for Wood Industries	9,308,742
225	Majmouat almazare for Importing Agricultural Machinery	9,303,269
226	Hoqoul alwatan for Importing Agricultural Machinery and Spare Parts	9,286,638
227	Maysan for Plastics Industry	9,267,214
228	Everest for Food Industries	9,110,672

229	Bayti alfidhi for Kitchen, Furniture, and Decorations Industry	9,071,789
230	Roua taqadam for Importing Foodstuffs, Livestock and Meat	9,066,764
231	Alkhairat alalamia for Importing Means of Transport and Accessories	8,991,646
232	Platinum aloula for Importing Raw Materials	8,934,744
233	Alsahem almutaqadem alawel for Importing Foodstuffs	8,882,600
234	Matla alfajr for Importing Accessories, Sundries and Cleaning Materials	8,854,387
235	Amateen aldawlia for Food Industries and Grain Milling	8,843,550
236	Alruwad alalamia for Importing Means of Transport and Accessories	8,705,787
237	Alsahraa aldawlia for Food Industries	8,692,685
238	Almahir aldawli for Mills and Feed	8,690,405
239	Alzahra for Importing Foodstuffs	8,658,172
240	Burj alreef for Importing Raw Materials	8,648,700
241	Alqunsul almutaaliq for Manufacturing Cleaning Materials and Supplements	8,571,229
242	Sanaa alalamia for Importing Electronics, Electrical Devices, Accessories, and Spare Parts	8,526,388
243	Alsada altaebya for Importing Medicines, Equipment, and Medical Supplies	8,515,724
244	Ajjad Libya aloula for Importing Building Materials, Sanitary Ware and Accessories	8,437,902
245	Aloula alhaditha for Importing Electronic Devices and Accessories	8,411,350
246	Alneqat aljadida for Importing Agricultural Machinery, Equipment, Supplies and Spare Parts	8,385,350
247	Ofoq for Importing Mother and Baby Supplies	8,377,010
248	Alsalam for Food Industries	8,339,000
249	Shamal almutawasit for Importing Foodstuffs	8,325,790
250	Ashab alnema for Importing Agricultural Seeds and Supplies	8,316,911
251	Aljohd alfaeq for Importing Medical Equipment and Mother & Baby Supplies	8,277,000
252	Haram alshifa for Importing Medical Equipment and Mother & Baby Supplies	8,260,498
253	Alfalah almunayaz for Food Industries	8,255,340
254	Allemsa alakhira for Wooden Furniture Industry	8,221,179
255	Lu'lu'at alard for Importing Agricultural Machinery and Spare Parts	8,212,304
256	Albayt albassit for Importing Electrical Appliances	8,118,513
257	Albadya alareqa for Food Industries	8,100,721
258	Alraggas alzirai for Importing Agricultural Machinery, Supplies and Spare Parts	8,084,604
259	Alnoor altayeb for Feed Industry	8,083,002
260	Wared alhaya for Importing Electronics, Electrical Appliances, and Accessories	8,076,327
261	Darsaf Libya for Ceramic, Porcelain and Sanitary Ware Industry	8,073,300
262	Nowarat Libya for Importing Foodstuffs	8,054,385
263	Alhuloul almutakmila for Importing Medicines and Medical Equipment	8,042,443
264	Ajyal for Food Industries	8,040,000
265	Alsafer alalami for Importing Tobacco, Cigarettes and Supplies	8,028,000
266	Suloug for Poultry Breeding and Slaughtering	8,011,447
267	Aldiar almushriqa for Importing Electrical Appliances, Mobile Phones and Spare Parts	7,953,461

268	Allibiya aljadida for Metal Industry	7,940,745
269	Aqar almumtaz for Aluminum Industry	7,912,667
270	Dar altakhasos for Importing Electronic and Electrical Devices	7,902,290
271	Alkot aljadede for Importing Heavy Machinery, Equipment, Supplies, Spare Parts, and Factory Equipment	7,886,120
272	Alsahel almutaqadem for Importing Foodstuffs	7,881,855
273	Alotrog for Importing Electronic Devices and Electrical Materials	7,850,483
274	Maraei Dofan for Importing Foodstuffs, Livestock and Meat	7,833,062
275	Alresha althahabiya for Importing Foodstuffs, Limited Liability	7,832,983
276	Reyada for Chemical Industries and Raw Materials	7,778,450
277	Alfayd aldaem for Importing Electrical Devices and Spare Parts	7,721,382
278	Panorama Libya for Feed Industry	7,714,851
279	Alameer allibiya for Importing Foodstuffs, Livestock and Meat	7,678,093
280	Alremah for Importing Foodstuffs, Joint Stock	7,669,762
281	Rajha aldawlia for Importing Heavy Equipment, Supplies and Factory Equipment	7,636,500
282	Almunqila for Importing Foodstuffs	7,568,842
283	Almateen for Importing Foodstuffs	7,547,851
284	Almotaweron alalamia for Carton and Packaging Manufacturing	7,527,550
285	Sehtak beldonya for Importing Medical Equipment and Supplies	7,466,190
286	Altafeq aleali for Importing Agricultural Supplies and Spare Parts	7,378,039
287	Alraed for Importing Sportswear and Shoes, Limited Liability	7,325,922
288	Masdar alnathafa for Manufacturing Cleaning Materials	7,298,000
289	Madraj alkhairat for Food Industries	7,285,260
290	Almottahidon alalamia for Manufacturing Plastic Pipes, Containers, and PVC	7,284,500
291	Ajnihat alsama for Aviation (subsidiary of Ajwa Holding)	7,274,792
292	Taj alwaqar for Importing Electrical and Non-Electrical Materials	7,203,584
293	Albariq allamea alawel for Importing Electronic and Electrical Devices, Spare Parts and Mobile Phones	7,185,400
294	Wasel allibiya for Transport	7,141,940
295	Alruwad for Sponge and Mattress Manufacturing	7,133,800
296	Alraes Factory for Wooden Furniture Manufacturing	7,006,652
297	Alnahda alfaneya for Manufacturing Chemical Additives and Solvents	6,996,700
298	That alburooj for Aluminum Industry	6,995,670
299	Alnajm althahabi for Importing Electronics, Spare Parts, and Mobile Phones	6,993,913
300	Almasdar alraqi for Food Industries	6,985,000
301	Armco Factory for Paint Manufacturing	6,980,300
302	Manba alwadi for Food Industries	6,968,400
303	Alsafi for Importing Electrical and Non-Electrical Devices and Spare Parts, and Electronics	6,958,863
304	Alnajah for Importing Building and Sanitary Materials and Accessories	6,923,235
305	Zahret alsidr for Food Industries	6,914,210
306	Jawharat alebda for PVC Manufacturing of All Types	6,889,072

307	Tamam albinaa for Building Materials Industry	6,816,000
308	Alrafie Factory for Wood Industries	6,775,192
309	Alnajah Factory for Mesh Sheet Manufacturing	6,726,132
310	Taj for Aviation	6,640,280
311	Noor alkanari for Egg Hatching and Poultry Farming and Production	6,637,835
312	Majmouat altawasol almunayaz for Importing Raw Materials	6,628,500
313	Albadil aljadeed for Importing Means of Transport and Accessories	6,628,000
314	Rwasem Limited for Importing Cars and Spare Parts	6,614,025
315	Alard albahira for Importing Agricultural Machinery, Supplies and Spare Parts	6,599,952
316	Lamsat alhaya for Importing Medical Equipment, Medicines, Medical Products, Mother and Baby Supplies	6,565,536
317	Najmat alsahel for Importing Agricultural Machinery, Supplies and Spare Parts	6,542,615
318	Aljidar allibiya for Importing Means of Transport and Accessories, Limited Liability	6,535,610
319	Alfateh for Mills and Feed	6,519,500
320	Alrabee for Sponge, Furniture and Mattress Industry	6,498,605
321	Ajwad almohaarrikat for Importing Cars	6,461,978
322	Aljuzur alzahera for Importing Electrical and Non-Electrical Devices, Spare Parts and Electronics	6,458,281
323	Albariq aldawli for Electronic and Electrical Devices Industry	6,432,500
324	Aldhowq almunayaz for Food Industries	6,396,932
325	Alruwais for Importing Electrical Devices, Spare Parts, Electronics and Accessories	6,385,180
326	Altafeq alsaheeh for Importing Foodstuffs, Fruits, Vegetables, Livestock and Meat	6,350,871
327	Alqimma aldawlia for Aluminum Industry of All Types	6,333,721
328	SK aldawlia for Marble, Granite and Building Materials Industry	6,331,236
329	Alnajm alsate' alfidhi for Importing Agricultural Machinery, Supplies and Spare Parts	6,238,751
330	Jawaher nafesa for Food Industries	6,237,650
331	Safa aljoda for Flour Industry	6,191,250
332	Altaj alareqa for Importing Electronic and Electrical Devices and Accessories	6,178,492
333	Alsate'a aloula for Importing Electrical and Electronic Materials	6,175,100
334	Janoub Libya for Importing Fruits, Vegetables, Foodstuffs, Livestock and Meat	6,167,029
335	Almeqoud alsaree for Importing Oils, Tires and Batteries	6,110,901
336	Alaiqlimia aljadeeda for Importing Raw Materials	5,983,104
337	Almotawaseta aljadeeda for Importing Raw Materials	5,976,048
338	Fresh Libya for Importing Electrical Devices and Materials	5,953,049
339	Alrebat alwatheq for Importing Foodstuffs, Livestock and Meat	5,924,972
340	Almadina alhadidiya for Importing Building Materials	5,918,220
341	Alazdiyar almunayaz for Importing Foodstuffs	5,905,925
342	Afaq alhaditha for General Contracting and Real Estate Investment	5,901,500
343	Libyana for Importing Foodstuffs, Livestock and Meat	5,898,000
344	Bab almotana for Importing Building Materials	5,843,500
345	Alrateel & Partners for Building Materials and Plastic Pipes Industry	5,841,839

346	Aberat albihar for Importing Tobacco, Cigarettes and Supplies	5,841,000
347	Alaseema aljadeeda for Cleaning Materials Industry	5,827,200
348	Zaid alkamal for Importing Medicines, Medical Products and Mother & Baby Supplies	5,808,293
349	Alahram allibiya for PVC Industry	5,758,652
350	Albawadi alkhadra for Feed Industry and Grain Milling	5,729,895
351	Sama almarai for Mills, Feed Industry and Rice Milling	5,724,770
352	Jazan alhaditha for Importing Electrical and Non-Electrical Devices, Spare Parts and Electronics	5,703,291
353	Ata'a alajwad for Importing Foodstuffs, Fruits, Vegetables, Livestock and Meat	5,701,000
354	Alistithmarya for Engineering Industries and Metal Forming	5,692,876
355	Altahadi alawel for Paper and Carton Industry	5,686,775
356	Mesahat alamal for Aluminum Industry	5,686,571
357	Anwar almadina for Importing Electrical and Non-Electrical Devices and Spare Parts	5,648,984
358	Bostan Libya for Importing Foodstuffs, Livestock and Meat	5,627,768
359	Alburniq alawel for Importing Medical Equipment and Mother & Baby Supplies	5,626,638
360	Alshakl almunaasib for Importing Raw Materials	5,615,000
361	Almosamem almuntaaz for Building and Sanitary Materials Industry	5,607,750
362	Lu'lu'at altamayoz for Importing Medical Equipment and Supplies	5,589,189
363	Rowat alsenaeya for Soap and Cleaning Materials Industry	5,547,520
364	Akseer alafya for Importing Medical Equipment and Mother & Baby Supplies	5,524,984
365	Idran for Importing Foodstuffs, Livestock and Meat	5,510,121
366	Sonar Libya aljadeeda for Importing Foodstuffs	5,507,500
367	Elaf alyasmeen for Importing Mother & Baby Supplies	5,507,337
368	Alakhshab almolkeya for Importing Building and Sanitary Materials and Accessories	5,505,628
369	Alkhoyoul aldhababiya for Importing Building and Sanitary Materials and Accessories	5,505,453
370	Almotahida aljadeeda for Importing Tobacco, Cigarettes and Supplies	5,461,034
371	Kafali for Importing Foodstuffs	5,440,110
372	Aljazeera aloula for Importing Tires and Batteries	5,401,024
373	Alkeyan aljadeed for Importing Medicines, Medical Equipment, Medical Products and Mother & Baby Supplies	5,397,190
374	Tanafos alzeraei for Importing Agricultural Machinery, Supplies and Spare Parts	5,395,285
375	Alkheyar alafdal for Importing Electronic and Electrical Devices	5,354,110
376	Alkhayam for PVC Industry	5,352,109
377	Moharrikat Yader for Importing Means of Transport and Accessories	5,351,052
378	Altajaddod for PVC Industry	5,324,778
379	Liboplast for Manufacturing Pellets, Covers and Food Packaging Materials	5,323,982
380	Almasar alabyad for Importing Foodstuffs	5,318,260
381	Mojama albibas for Plastic Industries and Packaging Materials	5,286,691
382	Aleomran for Importing Cars and Spare Parts	5,278,267
383	Alkhadamat aldhababiya for Telecommunication and Technology	5,149,400
384	Alhaya alshafeya for Importing Medical Equipment and Mother & Baby Supplies	5,109,000

385	Alsafwa for Importing Electrical and Non-Electrical Devices, Spare Parts and Electronics	5,090,201
386	Altabaq altaqlidi for Importing Foodstuffs	5,084,500
387	Fardas for Importing Foodstuffs, Livestock and Meat	5,056,740
388	Altahadi alkhaled aljadeed for Food Industries	5,050,000
389	Altariq for Iron Industries	5,026,305
390	Almazare allibiya for Feed Industry	4,999,995
391	Alarban for Importing Medical Equipment, Medicines, Medical Products and Mother & Baby Supplies	4,999,629
392	Lamar Benghazi for Plastic Industry	4,993,000
393	Almashariq almumtaza for Raw Materials Industry	4,989,600
394	Mawasem alkhairat for Aluminum Industry of All Types	4,985,630
395	Aljoda alraqeya aloula for Feed and Derivatives Industry	4,975,000
396	Almandhar alawel for Feed and Derivatives Industry	4,975,000
397	Alqaydoom for Importing Electrical and Household Materials	4,970,896
398	Mojama albyan for Building Materials, Bitumen, and Chemicals Industry	4,970,000
399	Alremal aloula for Feed and Derivatives Industry	4,969,578
400	Itar alaman for Importing Means of Transport and Accessories	4,968,167
401	Albuthoor aloula for Feed and Derivatives Industry	4,962,586
402	Agadir aldhababiya for Importing Electrical Materials, Electronics, and Phones	4,957,800
403	Aber alqarat for Importing Raw Materials	4,955,420
404	Elamat altamayoz for Kitchen, Furniture and Décor Industry	4,953,825
405	Alghazara for Importing Foodstuffs, Livestock and Meat	4,951,642
406	Maani alkhair for Importing Foodstuffs	4,949,040
407	Emax Electro for Importing Electrical and Electronic Devices	4,921,148
408	Aldeqa almumtaza for Importing Agricultural Machinery, Equipment and Spare Parts	4,911,296
409	Etar alduwliya for Importing Décor, Household Items, and Cleaning Materials	4,908,001
410	Althiqa aldaema for Importing Foodstuffs	4,906,726
411	Alabraj for Building Materials, Cement, and Mining Industry	4,904,000
412	Almotahida allibiya for Raw Materials Industry	4,892,537
413	Alnajah for Insulated Panels and Prefab Houses Industry	4,892,252
414	Alboad alakhar for Importing Building Materials and Sanitary Ware and Accessories	4,869,800
415	Alwessal for Asphalt and Oil Derivatives Industry	4,868,756
416	Alwaha alduwliya for Grain Milling and Feed Industry	4,842,020
417	Noq Libya for Importing Livestock and Meat	4,828,500
418	Aalam alfadea alttiby for Importing Medical Equipment and Supplies	4,811,393
419	Qimmat aljibal for Electronic and Electrical Industries	4,799,710
420	Almasa for Importing Foodstuffs	4,794,920
421	Almotahida allibiya for Soap and Cleaning Materials Industry	4,790,000
422	Mazare alkhairat for Feed Production and Milling	4,790,000
423	Masarat alajniha for Telecom and IT Services	4,789,457



424	Alrahba alhaditha for Importing Electrical and Non-Electrical Devices and Spare Parts	4,775,591
425	Aliltisaq for Insulated Panels Industry	4,772,000
426	Albaraka alsafiya for Importing Medicines, Medical Supplies, and Mother and Baby Items	4,770,933
427	Africa aljadeeda for Importing Foodstuffs	4,758,572
428	Alard almorawiya for Importing Foodstuffs	4,743,700
429	Almais for Importing Medicines, Medical Supplies, and Mother and Baby Items	4,737,602
430	Aalam alghida for Importing Foodstuffs, Livestock and Meat	4,708,482
431	Altelal allibiya for Importing Foodstuffs	4,692,626
432	Qimmat altaqaddom for Building Materials Industry	4,691,050
433	Aldhura for Importing Agricultural Materials, Supplies and Spare Parts	4,668,267
434	Tareeq alnoor for Importing Building Materials and Sanitary Ware and Accessories	4,617,500
435	Tawasul alealam for Importing Electronics, Accessories and Spare Parts	4,581,030
436	Alfayeq almumtaz for Heavy Industries	4,572,500
437	Roeyat alebda for Importing Electronics, Electrical Devices, Spare Parts and Mobile Phones	4,562,449
438	Majmouat alamal alttibia for Importing Medicines and Medical Equipment	4,529,476
439	Jawharat Ourika for Importing Foodstuffs, Livestock and Meat	4,522,016
440	Alhadaf for Communications	4,521,000
441	Albarq almudee for Importing Mother and Baby Supplies	4,516,076
442	Elite alalamia for Importing Medical Equipment	4,514,255
443	Alwahaj for Importing Foodstuffs, Livestock and Meat	4,513,534
444	Souq alkhomees for Feed Industry	4,511,500
445	Ajyalna for Importing Medical Equipment	4,502,085
446	Elaf alduwliya for Importing Clothes and Shoes, subsidiary of Elaf aloula Holding	4,500,000
447	Bin Taher Factory for Home and Office Furniture	4,499,842
448	Alelm almunir for Importing Stationery and Books	4,495,000
449	Naqaa almaedan for Importing Raw Materials	4,480,000
450	Alquba alkhadra for Textile and Furnishings Industry	4,477,500
451	Almajid for Importing Cranes, Machinery, and Heavy Equipment	4,473,913
452	Libya for Aviation, Technical Services, and Tourism	4,473,133
453	Alhakeem for Importing Medicines and Medical Supplies	4,456,230
454	Alsaadi for Agricultural and Livestock Production	4,449,947
455	Alwaha alduwliya for Plastic Industry and Derivatives	4,441,500
456	Design alhaditha for Importing Foodstuffs, Livestock and Meat	4,430,186
457	Alsakhra alssamaa for Importing Building and Sanitary Materials	4,419,650
458	Altawasul almotakamel for Importing Building Materials	4,402,448
459	Alssilm alharami for Iron Industries	4,390,750
460	Aleomran for Iron Industry of All Types and Shapes	4,389,344
461	Noqoush Libya for Importing Building and Sanitary Materials	4,367,053
462	Alrawabi aldhahabiya for Importing Building and Sanitary Materials	4,357,980

463	Khaleej alsidra for Importing Means of Transport and Accessories	4,354,031
464	Alzeitouna alasila for Importing Foodstuffs	4,328,522
465	Alsahel alhadeeth for Importing Livestock and Meat	4,312,760
466	Alnaizak albaheer for Importing Electrical, Non-Electrical and Electronic Devices and Spare Parts	4,309,237
467	Alrafie Factory for Aluminum and PVC Doors and Windows	4,300,089
468	Masane'e Misrata for Plastic Pipes and Accessories	4,282,789
469	Safari for Importing Foodstuffs, Joint Stock	4,271,386
470	Wadi alzid for Importing Foodstuffs	4,265,442
471	Alqaisar for Importing Building Materials and Sanitary Ware and Accessories	4,258,650
472	Alkemya for Building Materials, Paints, Plastics, and Raw Materials Industry	4,251,600
473	Alhais for Importing Clothes, Textiles, and Leather Goods	4,236,373
474	Gama Factory for Plastic Industry	4,210,800
475	Nabras alkhair for Feed Industry and Grain Milling	4,210,000
476	Burniq for Technology and IT Services	4,201,056
477	Amwaj almuheet for Food Industry	4,194,500
478	Manarat alsahel for Importing Foodstuffs	4,188,522
479	Almansour for Asphalt and Oil Derivatives Industry	4,175,000
480	Aljoda for Feed Industry and Poultry Farming	4,162,680
481	Hattin alalamia for Cleaning Materials and Supplements Industry	4,147,680
482	Almorkabat almutaqaddema for Importing Means of Transport and Accessories	4,141,286
483	Majmouat althiqa aldaema for Importing Foodstuffs, Livestock and Meat	4,139,742
484	Aali alsherq for Importing Foodstuffs, Livestock and Meat	4,125,000
485	Altomouh alarabi for Importing Foodstuffs	4,118,235
486	Riyad Libya for Importing Foodstuffs	4,110,861
487	Aghdiyat alshuhada for Food Industries	4,098,796
488	Makamen aloula for Furniture Industry	4,092,058
489	Alhatif almutaharik for Importing Electronics, Accessories, and Spare Parts	4,088,769
490	Bayt alanara alareeq for Importing Electrical Materials, Electronics, Spare Parts and Accessories	4,074,270
491	Fan altaknulujia for Importing Electrical and Electronic Devices and Spare Parts and Accessories	4,062,100
492	Watan almajd for Importing Foodstuffs	4,042,924
493	Alfajr aljadeed for Grain Milling, Flour and Rice Industry	4,023,750
494	Aljubayl for Importing Raw Materials	4,014,949
495	Hatoon for Importing Foodstuffs	4,006,819
496	Alshahin alawal for Mills and Feed Industry	3,996,000
497	Alaman altakhasosi for Importing Electrical and Non-Electrical Devices and Electronics and Accessories	3,995,302
498	Alsahra' aldhababiya for Food Industries	3,992,000
499	Ostoul almutawasit for Importing Foodstuffs	3,991,000
500	Altaliea aljadeeda for Feed Industry, Limited Liability	3,990,000
501	Aalam altaknulujia for IT and System Solutions, subsidiary of Libya International	3,964,796

502	Alwaad almumtaz for Importing Electronic and Household Appliances	3,964,093
503	Aqlam alsalam for Importing Electronics, Electrical and Non-Electrical Devices, and Phones	3,950,939
504	Alduwliya for Building Materials, Paints, Plastics Industry	3,898,800
505	Qimam alsahel for Importing Electrical and Non-Electrical Devices and Spare Parts	3,897,685
506	Alsohool alnaqeya for Importing Agricultural Machinery, Supplies and Spare Parts	3,889,591
507	Sokra alalamia for Importing Foodstuffs, Livestock and Meat	3,876,875
508	Neptune for Paint and Paste Industry	3,872,800
509	Alkhebrat Aldawaeya for Importing Medicines and Medical Equipment	3,866,466
510	Alistifada for Information Technology, Surveillance Systems and Software Supply	3,865,230
511	Almuheet Alraeda for Importing Electrical and Non-Electrical Devices and Spare Parts	3,841,805
512	Alezz for Paint and Paste Industry	3,814,500
513	Arkan Aljadeeda for Poultry Breeding and Hatching	3,807,176
514	Alzahraa for Food Industries	3,805,316
515	Sohool Alasema for Building Materials Industry	3,785,000
516	Etmar Almotahida for Importing Foodstuffs	3,778,068
517	Alghita for Plastic Pipes Industry	3,777,200
518	Enwan Alwaha for Food Industries	3,762,720
519	Sadi Alasoaq for Importing Electrical and Non-Electrical Devices and Spare Parts	3,753,099
520	Alkhatwa Aloula for Insulated Panels and Materials Industry	3,751,000
521	Alqala Alhaditha for Building Materials, Plastics, and Raw Materials Industry	3,741,150
522	Asasat Almohandes for General Contracting	3,735,052
523	Aljamia Alistihlakeya for Importing Foodstuffs, Livestock and Meat	3,716,394
524	Alborj Alawal for Importing Transport Vehicles, Spare Parts, Tires and Batteries	3,711,713
525	Dar Alkatkout for Hatching Fertile Eggs and Chick Production and Training	3,708,288
526	Almuqded for Importing Foodstuffs	3,701,765
527	Almaeda Alraqeya for Importing Foodstuffs	3,699,681
528	Alzein Alduwaliya for Importing Foodstuffs	3,696,453
529	Almontaj Alburaq for Cleaning and Cosmetic Products Industry	3,669,600
530	Naseem Alduwaliya for Importing Foodstuffs	3,652,633
531	Alghout for Importing Clothes, Textiles, and Leather Products	3,652,617
532	Almais for Food Industries	3,649,936
533	Syphax for Importing Medicines, Medical Equipment, and Mother and Baby Supplies	3,624,430
534	Alhibara for Importing Mother and Baby Supplies, Medical Equipment and Preparations	3,610,768
535	Allibiya Alsareea for Civil Aviation, Ground Handling and Air Cargo	3,609,538
536	Alafdaliya Aldaema for Importing Foodstuffs, Livestock and Meat	3,596,504
537	Seeran for Importing Medicines and Medical Equipment	3,580,095
538	Beta Factory for Cleaning Products Industry	3,570,000
539	Alfadil for Importing Tires	3,564,597
540	Nabd Alfudad for Importing Medical Equipment	3,553,345

541	General for Building Materials, Paints, Plastics, and Raw Materials Industry	3,539,725
542	Alqurtas for Paper and Carton Industry	3,533,087
543	Aljeera for Importing Foodstuffs, Livestock and Meat	3,530,450
544	Alpha for Importing Electrical Materials and Equipment and Accessories	3,519,724
545	Alru'ya Almotajaddida for General Contracting and Real Estate Investment	3,510,382
546	Dawaajin Libya for Poultry Breeding, Packaging and Marketing	3,502,500
547	Majmouat Alanaqa Alduwaliya for Clothing, Fabrics and Textiles Industry	3,500,000
548	Alamazon Allibi for Importing Mobile Phones and Accessories	3,498,978
549	Bladi for Feed Industry	3,487,250
550	Alwaha for Paints Industry	3,466,833
551	Alkhaleej Alzaher for Food Industries	3,456,373
552	Libya Hura for Importing Generators, Machinery, Electrical Equipment and Spare Parts	3,414,498
553	Alain for Food Industry and Bottling Water and Juices	3,387,388
554	Polyzan for Paints, Pastes and Chemical Materials Industry	3,373,800
555	Alwan for Paper and Carton Industries	3,369,722
556	Alwadi Alawal for Food Industries	3,367,800
557	Alimtiarz Alhadeeth for Importing Building Materials and Sanitary Ware and Accessories	3,362,421
558	Almustawrad Aljadeed for Importing Foodstuffs, Livestock and Meat	3,348,037
559	Altarabot Almateen for Iron Industries	3,338,526
560	Sejema for Building Materials, Paints, Plastics and Raw Materials Industry	3,328,200
561	Mara'ina Alkhadra for Food Industries	3,311,394
562	Kol Alnas for Importing Foodstuffs and Livestock	3,310,868
563	Tawasul Libya for Importing Electronics, Joint Stock	3,305,180
564	Panorama Libya for Importing Foodstuffs	3,290,505
565	Almuḥarrikat Alyabaniya for Importing Transport Vehicles and Accessories	3,284,644
566	Alsalaba Allibiya for Iron Industries	3,281,217
567	Alsafa Aloula for Insulation and Chemical Additives Industry	3,266,100
568	Alghwaytat for Importing Tires and Batteries	3,246,661
569	Alabrār for Importing Mobile Phones and Accessories	3,240,995
570	Wadi Bay Alkabeer for Importing Seeds and Agricultural Supplies	3,240,000
571	Alduwaliya for Importing Electrical and Household Materials	3,179,797
572	Alyarmouk Alhadeeth Factory for Aluminum Industry	3,175,883
573	Shaghaf for Food Industries	3,172,700
574	Afdal Alashkal for Electronic and Electrical Devices Industry	3,165,000
575	Alhayat Almotamayza for Importing Electrical, Non-Electrical and Electronic Devices and Spare Parts	3,164,628
576	Sabeel for Cleaning Products Industry	3,160,250
577	Alnujoum Aldhahabiya for Importing Cars and Spare Parts	3,159,950
578	Salalah for Furniture, Doors, and Windows Industry	3,159,411
579	Aali Tebesti for Food Industries	3,157,000

580	Shorouq Libya for Importing Foodstuffs	3,150,565
581	Manarat Aliskandaria for Importing Foodstuffs	3,137,500
582	Khairat Aljood for Importing Agricultural Machinery, Equipment, and Spare Parts	3,133,929
583	Alwataniya for Importing Heavy Machinery, Equipment, Factory Supplies and Workshops	3,085,370
584	Alwiqaya for Importing Medical Equipment, Medicines, Medical Preparations, Lab Equipment and Supplies	3,061,666
585	Alnokhba Almodee'a for Wooden and Metal Furniture and Accessories Industry	3,058,049
586	Alsawla for Food Industry, Water Technology, and Plastic Pellet Manufacturing	3,050,018
587	Alafya for Importing Medicines and Medical Equipment, Joint Stock	3,048,278
588	Mara'ina Alkhadra for Feed Industry	3,047,446
589	Altarabot for Doors, Windows, and Geometric Shapes Industry	3,032,649
590	Alpha Motors for Importing Cars and Spare Parts, subsidiary of Alpha Holding	3,026,000
591	Alistimrar for Importing Foodstuffs	3,017,250
592	Almawed Aldaqeeq for Telecom and IT Services	3,005,000
593	Yara Alduwaliya for Importing Foodstuffs, Livestock and Meat	2,999,430
594	Tejan for Importing Raw Materials	2,999,304
595	Alrayyan Alraqey for Importing Foodstuffs and Consumer Goods	2,998,800
596	Alhanaa Alduwaliya for Importing Foodstuffs and Fresh Fruits	2,998,800
597	Alsharara for Importing Electronics and Data Center Equipment	2,998,600
598	Droob Alshater for General Contracting and Real Estate Investment	2,998,475
599	Alnafedha Alsehhiya for Importing Medical Equipment, Medicines, and Preparations	2,987,859
600	Almarai Almasiya for Food Industries	2,981,900
601	Alghidha Aljadeed for Importing Agricultural Machinery and Equipment	2,981,363
602	Alhandasa for Importing Raw Materials	2,980,000
603	Dorsaf for Marble and Granite Industry	2,976,750
604	Alyam for Importing Foodstuffs	2,973,452
605	Alaqariya Alhadeetha for Importing Building and Sanitary Materials and Accessories	2,957,326
606	Alhisan Aldhahabi for Cleaning Materials Industry	2,951,750
607	Asnaf Alttibia for Importing Medical Equipment	2,942,838
608	Aldeqa for Aluminum Industry	2,933,651
609	Aldow' Alabyad for Importing Electronics, Electrical Materials, and Spare Parts	2,929,290
610	Almiraj for Electronic and Electrical Devices Industry	2,927,525
611	Alborj Alduwaliya for Marble, Granite Cutting and Building Materials Industry	2,925,537
612	Rawafed Alghidha for Importing Foodstuffs	2,922,669
613	Qimmat Ala'raqa for Importing Clothing	2,918,407
614	Hqool Aloula for Importing Agricultural Machinery, Supplies and Spare Parts	2,914,866
615	Akenno for Importing Foodstuffs	2,911,274
616	Almazaya Alaqariya for General Contracting and Real Estate Investment	2,910,743
617	Almabrouka for Importing Foodstuffs	2,900,643
618	Alfirdaws Alkhadra for Importing Tractors, Agricultural Machinery and Supplies	2,900,557

619	Alhabba Alfidhiya Alalamia for Importing Agricultural Machinery, Equipment and Seeds	2,896,800
620	Libya Alwataniya Aloula for Wooden and Furniture Industry of All Types	2,893,990
621	Wafeera Alghidha for Importing Foodstuffs	2,882,250
622	Alreef for Importing Foodstuffs	2,871,488
623	Almubhira for Electronic and Metal Chips Industry	2,860,000
624	Manazel for Importing Electrical and Non-Electrical Devices and Spare Parts	2,854,480
625	Alatibaa Alawael for Importing Medical Equipment	2,836,057
626	Almoali alwataniya for Furniture, Doors and Windows Manufacturing	2,833,335
627	Aboushaneb for Importing Foodstuffs	2,819,754
628	Alnada for Industries and Bottling Mineral Water, Juices, and Soft Drinks	2,806,417
629	Albadil altibi for Importing Medicines and Medical Equipment	2,804,773
630	Almorouj for Manufacturing Animal Feed and Rice Mills	2,800,000
631	Alsaned alawal for Furniture Manufacturing	2,793,953
632	Almotakadimoun allibyoun for Importing Electronic and Electrical Devices, Accessories, and Spare Parts	2,793,240
633	Aldeqah alalia for Importing Animal Foodstuffs and Meat	2,779,884
634	Almobarmij alhadith for Importing Electronic and Electrical Devices and Accessories	2,777,860
635	Kohouf aljibal for Manufacturing Building Materials	2,775,000
636	Lina aldawaeya for Importing Medicines and Medical Equipment	2,758,570
637	Althawb alraqi for Importing Clothes	2,750,567
638	Altuyour almumayaza for Importing Electronic Devices and Accessories	2,750,263
639	Almajal alzakhir for Importing Electrical and Non-Electrical Devices and Spare Parts	2,741,949
640	Libyana for Importing Medicines and Medical Equipment	2,732,075
641	Ajawed for Importing Agricultural Machinery, Supplies, and Spare Parts	2,718,670
642	Alawtar alsinaia for Manufacturing Electronic and Electrical Devices	2,717,565
643	Almuheet for Importing Electrical and Non-Electrical Devices and Spare Parts	2,715,098
644	Alruwad for Importing Clothes, Textiles, and Leather Products	2,714,717
645	Almithaq alhadith for PVC Manufacturing	2,713,462
646	Larin alkhair for Importing Agricultural Supplies	2,701,466
647	Bayan Libya alalamia for Importing Electronic, Electrical, and Non-Electrical Devices and Spare Parts	2,700,491
648	Allibiya almutahida for Wood Products Manufacturing	2,697,390
649	Alsouboul almasouma for Importing Agricultural Machinery and Spare Parts	2,673,842
650	Maseanat Altafaol for Manufacturing Building Materials	2,665,300
651	Alsonbola for Food Industries	2,651,705
652	Altafoq for Mills and Feed	2,651,500
653	Alikram for Importing Agricultural Machinery and Equipment	2,650,285
654	Alwathiq alaslaiya for Importing Transportation Means and Accessories	2,643,092
655	Adwaa almadina althahabiya for Importing Electronic, Electrical Devices, Spare Parts and Mobile Phones	2,638,093
656	Alnaseem for Importing Household and Electrical Items	2,632,990
657	Aqlam for Paper Industries	2,630,355

658	Alramal albayda for Importing Transportation Means and Accessories	2,627,956
659	Talents alalamia for Importing Various Transportation Means and Accessories	2,627,956
660	Altawasul alawal for Paper Industries	2,621,666
661	Abnaa Belhaj Factory for Manufacturing Aluminum and PVC Doors and Windows	2,614,636
662	Alahtimam for Importing Medical Equipment, Medicines, and Mother and Baby Supplies	2,614,249
663	Mateen for Importing Cleaning Materials	2,611,692
664	Alheblou alalamia for Maritime Agencies	2,609,933
665	Alzeraei aduwali for Importing Agricultural Equipment and Supplies	2,603,832
666	Kofouf alraha for Importing Medical Equipment and Supplies	2,601,672
667	Azomoroda alduwalia for Food Industries, Mills, and Rice Mills	2,600,000
668	Altamayoz Factory for Aluminum and PVC Manufacturing	2,582,441
669	Aldhiaa alduwalia aloula for Importing Electrical and Non-Electrical Devices and Spare Parts	2,577,858
670	Alfounoun for Importing Books and Stationery	2,570,400
671	Afaq for Importing Transportation Means, Workshop Equipment, and Accessories	2,566,236
672	Alittejah alsaheh for Importing Raw Materials	2,562,525
673	Aldar alarabia for Importing Foodstuffs, Livestock, and Meat	2,547,826
674	Tareeq alnaeem for Importing Agricultural Machinery and Equipment	2,545,600
675	Samnou for Food Manufacturing, Packaging, and Processing (Nuts and Coffee)	2,545,000
676	Shams aljazeera for Importing Electronic, Electrical, and Non-Electrical Devices, Spare Parts and Accessories	2,544,600
677	Shate alnakhil for Iron Industries	2,541,903
678	Zadco Pharma for Importing Medicines and Medical Equipment	2,538,012
679	Alkof for Importing Foodstuffs	2,522,157
680	Libya aljadida for Importing Cars and Spare Parts	2,518,022
681	Shoaa aloula for Building Materials and Sanitary Ware Manufacturing	2,507,448
682	Allibiya alasriya for Importing Electrical, Non-Electrical, and Electronic Devices and Accessories	2,501,863
683	Alsidra aljadida for Importing Electrical, Non-Electrical, and Electronic Devices and Spare Parts	2,501,701
684	Alqita'a althabet for Aluminum Manufacturing	2,501,692
685	Anoud aljabal for Importing Foodstuffs	2,499,998
686	Arzaq alkhair for Food Industries	2,496,505
687	Alwitaq alawal for PVC Manufacturing	2,495,622
688	Alzahra albayda for All Types of Electrical Industries	2,493,440
689	Drob Libya alduwalia for Plastic Industries	2,481,380
690	Alitqan Mobile for Importing Electronics, Electrical Materials, and Spare Parts	2,480,270
691	Alghitha alsami alawal for Food Industries	2,480,000
692	Dar alyusr for Food Industries	2,478,598
693	Alnawar for Importing Medical Equipment and Supplies	2,475,937
694	Alsadd alhaditha for Mills and Feed Industry	2,467,900
695	Baaqat alrabee for Importing Foodstuffs	2,465,000
696	Aalam Taqnia for Manufacturing Paper and Plastic Cups	2,461,900

697	Majmouat Alkhalij Alzaher for Importing Foodstuffs	2,449,780
698	Alatayeb for Importing Foodstuffs, Livestock, and Meat	2,446,275
699	Alonwan for Importing Household Items, Electrical and Electronic Devices, and Their Accessories (affiliated with Maiz)	2,441,919
700	Alrabee Aljadeed for Importing Foodstuffs	2,433,518
701	Almubarakah for Food Industries, Ltd.	2,431,840
702	Hadaeq Alnaseem for Food Industries	2,422,055
703	Eitr Alward for Chemical Industries and Cleaning Materials	2,420,104
704	Nasaem Libya for Importing Decorative Items, Hardware, and Cleaning Materials	2,403,173
705	Majmouat Almotawerin for Aluminum and PVC Manufacturing	2,400,993
706	Shamal Alqara for Importing Building and Sanitary Materials	2,398,155
707	Alabanous for Furniture Manufacturing	2,387,587
708	Altahadi Alawal for Electronics Manufacturing	2,385,662
709	Alheera for Manufacturing Electronic and Electrical Devices	2,385,070
710	Ofoq Aldawlia for Importing Decorative Items, Hardware, and Cleaning Materials	2,378,259
711	Alghaidaa for Importing Foodstuffs	2,359,460
712	Qaraji for Importing Means of Transportation, Accessories, and Spare Parts	2,357,220
713	Arawd for Importing Oils and Car Greases	2,349,741
714	Provimi Albahar Almotawasset for Feed Industry, Joint Stock	2,344,786
715	Alrehab for Importing Cars and Spare Parts	2,342,500
716	Eshadah for Manufacturing Electronic and Electrical Devices	2,341,534
717	Alsultan for Plastic Industries	2,338,890
718	Alwehda for Maritime Agencies	2,338,847
719	Riyad for Food Industries	2,328,959
720	Sahel Alhensheer for Importing Electrical Devices and Materials, Spare Parts, and Electronic Devices and Accessories	2,322,437
721	Alrukn Al Electroni for Manufacturing Electronic and Electrical Devices	2,319,641
722	Shaheen Almostaqbel for Importing Foodstuffs, Livestock, and Meat	2,311,549
723	Altaalaq Albaher Alawal for Importing Electronic, Household, and Electrical Devices and Accessories	2,309,662
724	Sijad Tripoli for Carpet Manufacturing	2,307,296
725	Sama Ataquadom for Manufacturing Doors, Windows, and Decorations from Aluminum, PVC, Wood, and Gypsum Board	2,302,156
726	Alaref for Importing Electrical and Non-Electrical Devices, Spare Parts, and Electronic Devices	2,299,822
727	Buhairat Alsaraya for Importing Electrical and Non-Electrical Devices and Spare Parts	2,288,422
728	Estabraq Almudee for Importing Electronic and Electrical Devices, Spare Parts, and Mobile Phones	2,286,072
729	Qasr Alhamrayah for Importing Foodstuffs, Livestock, and Meat	2,286,020
730	Zakharef for Furniture Manufacturing	2,284,628
731	Alrafeea for Manufacturing Electronic and Electrical Devices	2,260,025
732	Almajal Alwasea for Manufacturing Electronic and Electrical Devices	2,251,715
733	Mafateeh Alkhair for Importing Electrical and Non-Electrical Devices, Spare Parts, and Electronic Devices and Accessories	2,250,000
734	Alhazel Almotamayez for Sponge and Mattress Manufacturing, Ltd.	2,245,756
735	Alshamela Altebeya Ltd. for Importing Medicines and Medical Equipment	2,245,611



736	Majmouat Alertiqa Almotahida for Importing Means of Transportation and Accessories	2,244,841
737	Altaamer for Importing Building and Sanitary Materials and Accessories	2,243,844
738	Sama for Wooden Industries	2,230,450
739	Alburj Alfedhi for Importing Electronics and Household Items	2,223,950
740	Rahmat Libya for Manufacturing Agricultural Equipment and Supplies and Assembling and Installing Electric Generators	2,222,753
741	Aldanoub for Importing Foodstuffs	2,207,809
742	Athawabet Alraqeya for Importing Sanitary Materials	2,200,492
743	Almajdoob Factory for Marble Cutting and Shaping	2,197,289
744	Alshat Aljadeed for Importing Raw Materials	2,193,530
745	Ard Alkhairat for Coffee Manufacturing	2,179,584
746	United Ummah for Printing, Publishing, Media, Paper Industries, and Packaging	2,170,159
747	Drob Albidaa for Importing Agricultural Machinery, Equipment, and Spare Parts	2,160,000
748	Rokn Aldhia for Importing Electrical and Non-Electrical Devices and Spare Parts	2,150,527
749	Allamsa aljadida for Furniture Manufacturing	2,144,750
750	Jenan Alkhair for Importing Foodstuffs	2,128,873
751	Alsahel for Telecommunications and Technology (Joint Stock)	2,113,274
752	Alrakhā for Flour and Derivatives Manufacturing	2,080,000
753	Alghidha alsehi for Importing Foodstuffs	2,076,118
754	Alsawaed alalamia for Importing Foodstuffs, Livestock, and Meats	2,062,789
755	Alshofan for Importing Agricultural Machinery, Equipment, and Spare Parts	2,055,450
756	Shamal Africa for Soap and Cleaning Products Manufacturing	2,045,984
757	Anwar Misrata for Importing Electrical and Non-Electrical Devices and Spare Parts	2,036,393
758	Abodabbous Factory for Plastic Packaging and Household Items Manufacturing	2,021,237
759	Alsahel almotatawer alawel for Importing Electrical and Non-Electrical Devices and Spare Parts	2,020,666
760	Mafaza for Motors for Importing Transport Vehicles and Accessories	2,016,416
761	Mawasim alkhair for Feed Manufacturing – Subsidiary of Alnoor Holding	2,000,000
762	Widian Alrabee for Mills and Feed	1,999,250
763	Rubo' Albowadi for Feed Manufacturing	1,999,250
764	Alandalus for Feed and Derivatives Manufacturing	1,999,250
765	Alzahr Alibi for Importing Jewelry, Precious Stones, and Precious Metals	1,996,941
766	Alyaqeen alduwalia for Importing Jewelry	1,995,145
767	Afnan for Importing Jewelry and Precious Metals	1,992,450
768	Garara for Importing Jewelry, Precious Stones, and Precious Metals	1,984,995
769	Alqala for Manufacturing Aluminum and PVC Doors and Windows	1,981,670
770	Wakeel Zaltan for Importing Foodstuffs, Fruits, and Meats	1,972,500
771	Almas for Telecommunications and Technology	1,971,799
772	Althuraya for Importing Building Materials and Sanitary Ware and Accessories	1,970,890
773	Auras Aljadida for Furniture Manufacturing	1,968,217
774	Wadi Arm alduwalia for Importing Cars and Spare Parts	1,965,084

775	Allaheq for Importing Electrical and Non-Electrical Devices and Spare Parts	1,964,243
776	Noor altaqadam for Importing Foodstuffs	1,950,296
777	Alkhalij for Footwear and Leather Products Manufacturing	1,930,531
778	Almiran for Furniture Manufacturing	1,922,238
779	Sandra for Importing Foodstuffs, Livestock, and Meats	1,920,188
780	Rahbet Albaraka for Importing Foodstuffs	1,917,184
781	Almahsool Alakhdar for Rice Mills, Food Industries, Flour Milling and Derivatives	1,894,000
782	Alwaha for Insurance	1,893,300
783	Alsafya Aldhahabia for Mills and Feed	1,890,000
784	Altawasul Aljadeed for Manufacturing Aluminum, PVC, and Wooden Doors, Windows, and Decorations	1,882,127
785	Alrefaq Aljudod for Importing Livestock and Meats	1,872,200
786	Jawharah Alsenaeya for Aluminum and PVC Manufacturing	1,869,821
787	Otr Alharamain for Importing Foodstuffs and Fresh Fruits	1,866,440
788	Alahlam for Sponge and Mattress Manufacturing – Subsidiary of Natco Holding	1,864,572
789	Toyour Aljanna for Importing Books and Stationery	1,860,736
790	Aleamida Almudiya for Importing Building Materials and Sanitary Ware	1,854,900
791	Delta Almotahida for Packaging Materials Manufacturing	1,852,860
792	Zolfa Alduwalia Aljadida for Importing Electrical, Non-Electrical, and Electronic Devices	1,850,216
793	Albenaa Almathali for Importing Electrical and Non-Electrical Devices and Spare Parts	1,845,400
794	Awtaad Albinaa for Importing Building Materials, Sanitary Ware, and Accessories	1,839,000
795	Almanazel Albaraqa for Importing Decorations, Hardware, and Cleaning Supplies	1,827,105
796	Lamees Alweqaya for Importing Mother and Child Supplies	1,819,911
797	Najmat Algharb for Importing Building Materials, Sanitary Ware, and Accessories	1,819,800
798	Injaz Alwataniya for Building Materials Manufacturing	1,811,700
799	Almottahida Aljadida for Importing Cars and Spare Parts	1,808,594
800	Alkhalij for Coffee, Spices, Nuts, and Legumes Processing	1,808,040
801	Alqout for Food Industries	1,794,512
802	Kayan Altawasul for Importing Mobile Phones and Accessories	1,789,346
803	Albenaa Althabet for Kitchens and Furniture Manufacturing	1,783,161
804	Almadaen for PVC Manufacturing	1,779,518
805	Alasas Alraqi Aljadeed for Importing Building Materials and Sanitary Ware	1,760,480
806	Almasar Aldaem for Metal Industries	1,751,037
807	Tamar Almousim for Agricultural Equipment Manufacturing	1,750,500
808	Adwaa Alshamal for Importing Electrical Materials	1,750,093
809	Alzahra for Importing Medical Equipment, Medicines, Medical Supplies, and Mother & Child Supplies	1,744,792
810	Safaa Altariq for Importing Foodstuffs, Livestock, and Meats	1,744,300
811	Altaqaddom Alduwalia for Cleaning Products Manufacturing	1,741,747
812	Aljoda Alraeda for Importing Foodstuffs	1,740,100
813	Al-Sadaqa Al-Dawliya for Importing Various Means of Transportation and Spare Parts	1,729,844

814	Alitehad Alfelahi for Importing Electrical Materials and Spare Parts	1,728,288
815	Belhaj Alalamia for Manufacturing Doors, Windows, and Decoration Supplies	1,722,785
816	Alkayan for Paper Industries, Packaging, and Printed Packaging	1,720,600
817	Hadeed Albinaa Almotatawera for Importing Building Materials and Sanitary Ware	1,718,750
818	Almawad Alsehia for Hygienic Cotton Manufacturing	1,718,175
819	Alzein Alduwalia Aljadida for Importing Medical Equipment and Supplies	1,705,577
820	Alsaraya Alalamia for Wood Industries	1,701,315
821	Alro'ya Alalamia for Paints and Putty	1,695,238
822	Alisteglal for Importing Foodstuffs	1,693,042
823	Aljesoor for Importing Agricultural Machinery, Equipment, and Tools	1,688,521
824	Rawafed Almostaqbel for Importing Foodstuffs	1,687,183
825	Albonyan Alfodhi for Importing Foodstuffs	1,680,324
826	Qutaiss for Importing Electrical, Non-Electrical, and Electronic Devices and Spare Parts	1,670,056
827	Yanboua Alalamia for Importing Foodstuffs	1,665,000
828	Alnokhba for Importing Foodstuffs	1,661,115
829	Aljadeed for Iron Industries	1,660,817
830	Aljeera Alalamia for Importing Foodstuffs, Livestock, and Meats	1,655,000
831	Alraha for Importing Foodstuffs, Livestock, and Meats	1,652,040
832	Darb Albinaa for Importing Raw Materials	1,650,530
833	Alshariqa for Importing Perfumes and Cosmetics	1,650,000
834	Zahret Alyasmeen for Importing Agricultural Equipment	1,646,477
835	Alain Alsaheera for Importing Foodstuffs	1,643,730
836	Almasar Allibi for Importing Foodstuffs, Livestock, and Meats	1,639,304
837	Najm Altaalaq Alraqi for Importing Agricultural Machinery and Equipment	1,634,878
838	Donya Alsehha for Importing Veterinary Medicines, Serums, and Vaccines	1,626,300
839	Alealam Aljadeed for Electronics Manufacturing	1,623,900
840	Alhabba Aldhabia Alalamia for Importing Agricultural Machinery, Seeds, Fertilizers, Harvesting and Plowing Equipment, and Sp	1,619,955
841	Zawya Naft for Importing Oils and Auto Accessories	1,616,499
842	Jabal Alkof for Importing Cars and Spare Parts – Subsidiary of Akakus	1,613,778
843	Alsahra Alkabira for Cleaning Materials Manufacturing	1,610,000
844	Rand for Food Industries	1,609,030
845	Gharayan Aljadida for Importing Furniture	1,600,946
846	Fiumi for Feed and Grain Milling	1,600,533
847	Bayt Alsafwa for Aluminum and PVC Manufacturing	1,598,739
848	Tawasul Alghad for Importing Foodstuffs	1,598,459
849	Alraed Allibi for Food Manufacturing	1,587,520
850	Karzaz for Importing Building Materials and Sanitary Ware and Accessories	1,580,134
851	Abu Bakr Salem Malouq Paper Factory	1,579,600
852	Nahj Al-Asemah Furniture Manufacturing Company	1,577,590

853	Al-Najma Soap Manufacturing Company	1,568,371
854	Al-Wasila Food Industries Company	1,563,613
855	Marhaba Foodstuff Import Company	1,546,601
856	Aldaoulya - Company for Importing Medicines and Medical Equipment	1,545,130
857	Al-Reemas Medical Company for Importing Medical Equipment	1,540,735
858	Al-Mawja Electronic Industries Company	1,537,515
859	Al-Atlas International Company for Importing Medicines, Medical Products, and Maternity and Child Supplies	1,537,222
860	Al-Taawuniya Steel Industries Company	1,534,982
861	Al-Emad Company for Importing Medicines, Medical Equipment, Medical Equipment, and Maternity and Child Supplies	1,533,594
862	Al-Ronaq Wood Industries Factory	1,532,590
863	Al-Jusour Al-Feddiya Company for Importing Building Materials and Sanitary Materials	1,532,500
864	Faris Al-Mutamayza Company for Importing Equipment, Medicines, Medical Products, and Maternity and Child Supplies	1,529,500
865	Qasr Al-Jibran Company for Importing Foodstuffs, Livestock, and Meat	1,523,660
866	Talia Company for Importing Foodstuffs	1,522,366
867	Libyan Motors Company for Importing Cars and Spare Parts	1,513,178
868	Al-Manhal Company for Importing Medicines, Medical Products, and Maternity and Child Supplies	1,510,765
869	Libyan Express Company for Aviation Services	1,507,030
870	Magro Company for Importing Electrical and Non-Electrical Appliances, Spare Parts, Electronic Devices, and Accessories Al-Shahe	1,504,800
871	Al Shaheen International Foodstuff Import Company	1,502,300
872	Al-Badil Industrial Company for PVC Manufacturing	1,500,194
873	Taj Al-Ghadha Al-Awal Company for Flour Mills and Feed Manufacturing	1,499,850
874	Shumoua Construction and Metal Industries Company	1,499,786
875	Bidayat Al-Memar Company for Importing Building Materials and Sanitary Supplies	1,498,714
876	Kunooz Al-Sahel Company for Importing Foodstuffs, Livestock, and Meat	1,497,851
877	Bayti Al-Matin Company for Aluminum Manufacturing	1,494,632
878	Jusour Al-Nahda Company for Importing Foodstuffs, Livestock, and Meat	1,492,001
879	Jebaal Libya Company for Importing Machinery, Heavy Equipment, Spare Parts, and Factory Equipment and Supplies	1,490,430
880	Al-Batnan Company for Importing Veterinary Medicines	1,486,380
881	Al-Rowwad International Factory for Clothing Manufacturing	1,484,630
882	Al-Burj International Company for Importing Transportation Equipment and Accessories	1,480,000
883	Al-Maysam International Company for Importing Clothing, Textiles, and Leather Products	1,467,607
884	Al-Fakhira Company for Importing Foodstuffs and Fruits	1,463,364
885	Al-Alama Al-Watania Company for Food Industries	1,455,862
886	Al-Tanara Company for Fishing and Canning Fish	1,451,600
887	Al-Raqam Al-Awal Company for Importing Electrical and Electronic Appliances	1,447,344
888	Almotahida Vehicles Company for Importing Transportation Equipment	1,444,684
889	Bawabat Libya Company for Importing Medical Equipment, Pharmaceuticals, and Maternity and Child Supplies	1,444,138
890	Ard Al-Hayat Company for Agricultural Development and Animal Production	1,440,000
891	Al-Joudah Al-Takamelah Company for Importing Agricultural machinery, supplies, and other spare parts	1,440,000

892	Al-Nour Al-Abyad Company for importing agricultural machinery and supplies	1,440,000
893	Ainour Al-Awwal Company for manufacturing kitchens and furniture	1,416,251
894	Balhaj Factory for manufacturing mats and accessories made of plastic and aluminum	1,412,296
895	Dakat Al-Ikhtiyar Company for importing electrical and non-electrical appliances, materials, and spare parts	1,410,937
896	Al-Hadaïq Al-Khadra Group Company for importing food supplies	1,410,000
897	Al-Mustaqbal Al-Wadih Company for importing mother and child supplies	1,397,180
898	Al-Maamoura Al-Jadida Company for Mills, Feed, and Rice Mills	1,394,375
899	Al-Shahd Food Company for importing food supplies	1,390,900
900	Bayan Al-Khair Al-Mutawasal Company for importing building materials, sanitary materials, and accessories	1,388,825
901	Al-Sayyadlah Company for Importing Medicines and Medical Supplies	1,387,386
902	Al-Mutawwadah Company for Importing Electrical Appliances and Spare Parts	1,385,520
903	Sultan Al-Barakah Company for Importing Foodstuffs	1,381,896
904	Al-Sahel Al-Akhdar Company for Mills and Feed	1,357,493
905	Rahma Company for Importing Transportation Equipment and Accessories	1,356,517
906	Al-Abraaj Al-Dhahabia Company for Paints and Pastes	1,355,782
907	Al-Raheeq Al-Azraq Company for Food Industries	1,353,060
908	Al-Taqnia International Company for Importing Medicines and Medical Supplies	1,352,704
909	Al-Asala Al-Dhahabia Company for Mills and Rice Mills	1,350,000
910	Al-Sand Company for Wood Industries	1,342,312
911	Al-Burj Al-Ghady Al-Jadeed Company for Importing Foodstuffs, Livestock, and Meat	1,340,000
912	Saba Company for Importing Foodstuffs	1,335,188
913	Al-Mawarid Al-Muttahida Company for Importing Foodstuffs	1,326,336
914	Atar Al-Afdal Company for Importing Transportation Equipment and Accessories	1,314,613
915	Technology Industrial Company for Metal and Iron Works and Construction	1,310,892
916	Fine Company for Sponge and Sofas	1,302,417
917	Al-Marsa Factory for Metal Furniture	1,301,672
918	Al-Jawhara Company for Importing Cleaning Materials	1,297,769
919	Advanced Systems Company for Importing Electronic Devices, Accessories, and Spare Parts	1,293,535
920	Al-Mazari Al-Watani Company for Importing Agricultural Machinery, Supplies, and Spare Parts	1,292,829
921	Al-Rimal Company For importing maternal and child supplies	1,289,585
922	Southern Group Company for Information Technology	1,288,257
923	Dar Al-Khebra Company for importing cars and spare parts	1,285,420
924	Al-Eithar Al-Daem Company for importing food, livestock, and meat	1,283,436
925	Al-Wadi Company for importing building materials and sanitary materials	1,282,194
926	Al-Badil Company for importing electronic devices and accessories	1,280,710
927	Al-Murshid Group Company for importing transportation vehicles and accessories	1,268,358
928	Hadatha Al-Asr Company for importing agricultural machinery, supplies, and spare parts	1,256,816
929	Al-Mazare' Al-Awal Company for importing livestock and meat	1,255,142
930	Al-Sada Company for importing medical and pharmaceutical equipment and supplies	1,254,313

931	Al-Zia Al-Awal Company for computer services, electronic systems, and information technology	1,251,000
932	Al-Basatin Al-Khadraa Group Company for importing food, fresh fruits, livestock, and meat	1,250,000
933	Al-Asima Al-Alami Company for importing cars and spare parts	1,248,563
934	Al-Nibras Company for importing food, livestock, and meat	1,237,166
935	Al-Marj Group Company for importing food, livestock, and meat	1,234,714
936	Jeel Al-Amal Company for importing livestock and meat	1,232,280
937	Al-Marmar Al-Safi Company for importing building materials, sanitary materials, and accessories	1,231,200
938	Al-Tawafuq International Company for importing electrical and electronic devices and accessories	1,224,029
939	Al-Tahadi Al-Awal Furniture Manufacturing Company	1,207,116
940	Al-Qalaa Company Al-Kubra for Importing Agricultural Supplies and Spare Parts	1,202,382
941	Adwaa Al-Mutawasit Company for Importing Electrical and Electronic Appliances	1,200,642
942	Al-Zad Al-Shafi Company for Importing Medicines, Maternal and Child Supplies, and Medical Equipment	1,200,364
943	Al-Qasr Al-Malaki Company for Importing Medical Equipment, Medicines, Medical Preparations, and Maternal and Child Supplies	1,195,218
944	Al-Mutawasit Al-Zahir Company for Importing Foodstuffs	1,187,697
945	Al-Alamiyyah Company for Importing Transportation Equipment and Accessories	1,182,932
946	Gharyan International Company for Importing Electrical and Electronic Appliances and Materials	1,182,412
947	Al-Alamiyyah Company for Importing Foodstuffs	1,177,716
948	Ma'idah Al-Rahman Company for Importing Foodstuffs	1,177,600
949	Balhaj International Company and Partners for Importing Electrical and Non-Electrical Appliances, Materials, and Spare Parts	1,174,444
950	Najmat Al-Majra Company for Importing Livestock and Meat	1,165,879
951	Azki Company for Importing Transportation Equipment and Accessories	1,158,531
952	Al-Shafaq Company for Information Technology	1,154,350
953	Al-Haql Al-Akhdar Company for Importing Machinery, Agricultural Supplies, and Spare Parts	1,154,084
954	Al-Watania Al-Ula Company for Flour and Fodder Manufacturing	1,152,750
955	Al-Masdar International Company for Importing Foodstuffs, Meat, and Livestock	1,152,088
956	Kuna Company for Importing Foodstuffs	1,147,225
957	Al-Ghadaq Company for Importing Foodstuffs	1,145,000
958	Al-Muthallathat Company for Food Industries	1,132,619
959	Sah Technology Company for Importing Books, Stationery, and Tools Office Equipment	1,129,176
960	Junaid Home and Office Furniture Manufacturing Company	1,118,072
961	Almotahida Libyan Company for Importing Electronic, Electrical, and Non-Electrical Devices, Spare Parts, and Accessories	1,110,283
962	Afaq Al-Tatweer Aluminum and PVC Manufacturing Company	1,109,361
963	Qawaed Al-Majd Company for General Contracting and Real Estate Investment	1,104,964
964	Jabal Al-Sharq Company for Poultry Breeding, Egg, and Meat Production	1,103,961
965	Al-Bayader Al-Khadra Company for Importing Various Transportation Equipment and Accessories	1,101,696
966	Al-Amal Farm Company for Importing Agricultural Machinery, Supplies, and Spare Parts	1,100,249
967	Nepal Company for Importing Transportation Equipment and Accessories	1,096,352
968	High Quality Company for Agricultural and Animal Investment	1,089,310
969	Al-Qatuf Al-Alia Company for Importing Foodstuffs	1,089,056

970	Najmat Al-Khair Company for Paper Industries	1,084,350
971	Al-Rukn Al-Sharqi Company for Information Technology	1,083,948
972	Marouj Libya Company for Importing Agricultural Machinery, Supplies, and Spare Parts	1,080,000
973	Al-Qalaa Company for Importing Agricultural Supplies	1,080,000
974	Al-Amiral Company for Importing Cleaning Materials, Decorations, and Hardware	1,076,440
975	Al-Shahed Group Company for Importing Foodstuffs	1,075,000
976	Al-Awafi Company for Importing Foodstuffs	1,074,876
977	Al-Ishraq Al-Jadeed Company for Furniture Manufacturing	1,073,998
978	Al-Alam Al-Mudhi Company for Importing Electrical and Non-Electrical Appliances, Materials, Spare Parts, and Appliances	1,070,060
979	Issam and Partners Coffee Company	1,069,823
980	North Africa International Company for Importing Generators and Spare Parts	1,058,546
981	Factory Misurata Plastic Pipes Manufacturing Company	1,054,804
982	Al-Samt Company for Importing Medicines, Medical Equipment, Pharmaceuticals, and Maternity and Child Supplies	1,051,709
983	Al-Takamul Factory for Corrugated Sheet Manufacturing	1,051,300
984	Tanafis Al-Binaa Company for Importing Building Materials, Sanitary Supplies, and Accessories	1,050,227
985	Al-Tariq Company for Importing Agricultural Supplies	1,050,000
986	Al-Hadaïq Al-Hadithah Company for Importing Machinery, Agricultural Supplies, and Other Parts	1,049,409
987	Al-Kawkab Al-Dhahabi Company for Importing Electronic Devices, Accessories, and Spare Parts	1,045,283
988	Al-Amani Al-Baydaa Company for Importing Foodstuffs	1,042,050
989	Loran Company for Importing Foodstuffs, Meat, and Livestock	1,039,985
990	Al-Nahda Al-Libiyah Company for Manufacturing Cartons and Paper Products	1,035,823
991	Al-Rabi' Al-Saed Company for Importing Building and Sanitary Materials and Accessories	1,029,266
992	Al-Rabi' Company for Manufacturing Diapers, Healthcare Supplies, and Detergents	1,026,161
993	Alam Al-Qiyada Company for Importing Transportation Means	1,022,685
994	Berniq Company for Importing Industrial Machinery and Equipment	1,021,000
995	Hadf Al-Salama Company for Information Technology	1,020,026
996	Al-Mizan Al-Matlob Company for Information Technology	1,019,672
997	Masarat Al-Ilm Company for Communications and Information Technology	1,019,577
998	Al-Sura'a Al-Daqeeqah Company for Information Technology	1,018,702
999	Abwab Al-Fath Company for Importing Stationery and Office Supplies	1,018,059
1000	Al-Siraj Al-Munir Company for Information Technology	1,016,961
1001	Al-Hasad Al-Daim Company for Importing Machinery, Agricultural Supplies, and Spare Parts Spare parts	1,014,307
1002	Sultan Al Khair Foodstuff Import Company	1,012,500
1003	Golden Farm Company for Investment and Agricultural Production	1,004,302
1004	South Mediterranean Food Development Company	1,001,999
1005	Altiqa International Company for Electromechanical Works	1,000,000
1006	Al Zarouk Shipping Agencies Company	999,920
1007	Comprehensive Information Technology Distribution Company	999,318
1008	Manara Shahat Aluminum Factory	998,116

1009	Al Mutaliyah Communications and Technology Company	997,832
1010	Al Burooj United Company for Feed, Flour, and Grain Milling	997,500
1011	Al Yasmine International Food Industries Company	996,855
1012	Al Nabd Al Jadeed Company for Communications and Information Technology	988,100
1013	Quwat Al Folad Company for the Manufacture of Hangars, Prefabricated Houses, and Metal Forming	987,550
1014	Al Ejmaa Company for the Import of Household and Electrical Appliances	986,472
1015	Zilal Al Khaleej Company for Computer Import	983,637
1016	Al Farouk Medical Company for the Import of Medicines, Medical Equipment, Medical Products, and Maternity and Child Supplies	982,144
1017	Al Fahad Al Sare'i Company for the Import of Raw Materials	980,546
1018	West Mediterranean Company for the Import of Cleaning Materials	980,347
1019	Al Thawabet United Company for Information Technology and Communication Systems	976,445
1020	Al Riyadh Maritime Company for Shipping Agencies	976,344
1021	Rimal Libya Company for Communications and Information Technology	976,080
1022	Al Zad International Company for Foodstuffs Manufacturing	975,465
1023	Rawasi Al Sahraa Company for Import Oils, lubricants, transportation equipment, and accessories	971,684
1024	Al-Atar Al-Amin Company for importing tires, tables, and car accessories	970,987
1025	Al-Muntaha International Company for importing electrical and non-electrical appliances, materials, spare parts, and electronic devices	970,632
1026	Al-Badil Al-Mumtaz Company for importing electronic, electrical, and non-electrical appliances	956,280
1027	Al-Haram Company for the manufacture of paint, plastic, and metal containers	952,500
1028	Raneen Al-Awal Company for Communications and Technology	950,128
1029	Al-Lubiya Al-Awal Company for the manufacture of soap and cleaning materials	949,798
1030	Al-Zaher Company for the manufacture of office and home furniture	949,299
1031	Al-Atheer Company for the manufacture of furniture	948,820
1032	Al-Maha Company for the import of vaccines and veterinary medicines	944,748
1033	Al-Raeda Company for the manufacture of building materials	941,247
1034	Al-Dar Al-Jadidah Company for the import of building materials, sanitary materials, and accessories	940,350
1035	Al-Zaytouna Al-Khadra Company for the import of agricultural machinery, supplies, and spare parts	935,478
1036	Al-Taqaddum Company for Metal and Plastic Industries	932,162
1037	Al-Tair Al-Abyad Company for Food Industries	930,628
1038	Larin Company for Importing Agricultural Machinery, Supplies, and Spare Parts	930,046
1039	Rukn Al-Mutawaset Company for Manufacturing Electronic and Electrical Devices	928,850
1040	Almotahida Company for Manufacturing Aluminum, PVC, and Decoration	926,874
1041	Altanmia Engineering Company for Trailer Manufacturing	925,100
1042	Al-Masar Al-Jadeed Company for Importing Various Transportation Means, Cars, and Spare Parts	921,790
1043	Wafrat Al-Madinah Company for Food Industries	917,535
1044	Balady Paint Factory	915,436
1045	Al-Rahmani Company for Grinding Clinker and Cement Manufacturing	914,000
1046	Verona Company for Importing Foodstuffs, Livestock, and Meat	913,027
1047	Al-Ijtihad Company for Importing Electrical and Non-Electrical Appliances and Spare Parts	909,606



1048	Apolonia Pharma Company for Importing Medicines and Maternity and Child Supplies	906,314
1049	Dar Al-Tijara Company for Importing Foodstuffs, Livestock, and Meat	905,993
1050	Al-Tarabat Al-Dimam Company for Importing Transportation Means and Accessories	900,500
1051	Al-Ulum Company for Importing Electronics	900,000
1052	Ishraqat Al-Amal Company for Agricultural, Animal, and Poultry Investment	900,000
1053	Afaq Al-Majra Company for Importing Meat and Livestock	899,000
1054	Obour Company for Electronic Payment Solutions	896,770
1055	Arkan Libya Company for Manufacturing Furniture	895,126
1056	Matla' Al Fajr Group for Importing Foodstuffs, Fruits, Vegetables, Meat, and Livestock	892,172
1057	Alalamya Prefabricated Buildings Company	884,750
1058	Al Qowiri Steel Industries Company	877,564
1059	Al Awael Al Jadida Group for Furniture and Accessories	875,882
1060	Al Radwan Company for Importing Medicines, Medical Supplies, and Equipment	872,070
1061	Joud Libya Company for Importing Agricultural Machinery, Supplies, and Spare Parts	869,866
1062	Al Rahba Company for Importing Foodstuffs	869,130
1063	Al Bait Al Jadeed Company for Electronic and Electrical Industries	856,592
1064	Awraq Al Khair Company for Importing Foodstuffs, Livestock, and Meat	849,695
1065	Alalamya Company for Manufacturing Sweets and Foodstuffs	837,434
1066	Al Afdal Feed Manufacturing Company	825,000
1067	Ras Al Majen Factory for Manufacturing Doors, Windows, and Geometric Shapes from Aluminum and PVC	823,756
1068	Al Namaa Al Filahi Company for Importing Agricultural Materials, Supplies, and Spare Parts	823,600
1069	Beyout Al Ezz Group Company for Importing Building Materials and Electrical Sanitary Materials	822,454
1070	Al Burj Al Aali Company for Electronic and Electrical Industries	812,700
1071	Nour Al Qamar Company for Electronic and Electrical Industries	802,800
1072	Al Muftawiqa Company for Importing Electronics	797,783
1073	Al Khabir Al Mualij Company for Importing Building Materials, Sanitary Materials, and Accessories	795,173
1074	Al Muzn Company for Importing Foodstuffs, Livestock, and Meat	794,694
1075	Buheira Al Saraya Import Company Heavy machinery and equipment, supplies, spare parts, and factory equipment and supplies.	786,013
1076	Ghadames Aviation Company, a subsidiary of Panorama Holding Company.	783,633
1077	Shumous Food Company for importing food, livestock, and meat.	782,250
1078	Jeser Alkalig Company for importing livestock and meat.	780,702
1079	Libitz Company for importing food.	777,196
1080	Al-Wedad Company for importing food, livestock, and meat.	774,900
1081	Al-Shams Medical Company for importing medical equipment, pharmaceuticals, and maternal and child supplies.	772,684
1082	Condor Libya Company for importing electrical and non-electrical appliances, spare parts, electronic devices, and salt.	771,750
1083	Qarnab Company for importing cars, spare parts, oils, and lubricants.	771,250
1084	Al-Rasil Furniture Manufacturing Company.	770,540
1085	Al-Himmah Company for importing medicines and medical equipment.	769,985
1086	Droob Al-Rakhaa Company for importing food supplies.	768,500

1087	Al-Malika Al-Dahbia Company for importing maternal and child supplies.	760,714
1088	Miftah Company for importing clothing, textiles, and leather goods.	760,295
1089	Krochi Company for manufacturing aluminum and PVC.	753,854
1090	Al-Arabiya Company for importing books and stationery.	752,128
1091	Andra Company for manufacturing cleaning materials.	751,982
1092	Qasr Al-Sudair Company for importing ceramics and building materials.	751,100
1093	Al-Soud Al-Mithali Company for importing transportation vehicles and accessories.	749,023
1094	Al-Wakil International Company. Al-Awla for Importing Medicines, Maternity and Child Supplies, and Medical Equipment	748,554
1095	Al-Sharq Perfume Company for Importing Cleaning Materials	748,084
1096	Taj Alalamya Company for Importing Electrical and Non-Electrical Appliances, Materials, and Spare Parts	746,891
1097	Al-Memar Al-Tam Company for Importing Electrical Appliances and Materials	745,246
1098	Banan Company for Importing Perfumes, Cosmetics, Hardware, and Cleaning Materials	742,686
1099	Al-Moussas Al-Raqi Company for Iron Industries	741,050
1100	Wadi Al-Hayat Company for Importing Transportation Equipment and Accessories	739,300
1101	Rakaz Company for Importing Building Materials, Sanitary Materials, and Accessories	738,816
1102	Al-Basma Medical International Company for Importing Medicines and Medical Equipment	738,322
1103	Al-Qarib Company for Financial and Electronic Services	733,450
1104	Al-Iklil International Company for Importing Electrical and Electronic Appliances and Accessories	730,460
1105	Al-Nahda National Company for Importing Transportation Equipment and Accessories	729,569
1106	Abu Weila Factory for Manufacturing Household and Plastic Products	726,445
1107	National Food Group Company for Importing Foodstuffs	725,900
1108	Al-Dawlia Company for Importing Agricultural Materials and Supplies	720,000
1109	Jawharat Al-Jabal Company for Importing Medical Equipment and Maternity and Child Supplies	703,710
1110	Mashareq Al-Khair Company for Manufacturing Furniture and Accessories	702,072
1111	Steel International Company for Iron Industries	701,297
1112	Al-Itihad Al-Raeda Company for Importing Furniture	700,716
1113	Al-Rubaie Factory for Manufacturing Sweets and Pulse Packaging	700,588
1114	Libya Al-Ataa Foodstuff Import Company	697,930
1115	Al-Kees Plastic Industries Company	695,385
1116	Victoria Foodstuff Import Company	694,695
1117	Al-Sarha Company for Importing Transportation Equipment and Accessories	688,900
1118	Beyout Al-Ezz Company for Building Materials Manufacturing	686,720
1119	Homey Company for Importing Electrical and Non-Electrical Appliances, Materials, and Spare Parts	679,519
1120	Al-Majmoua Al-Raeda Company for Manufacturing Cups and Cafe Supplies	677,360
1121	Al-Madinah Misurata Company for the Manufacture of Paints, Pastes, and Construction Chemicals, affiliated with Al-Madinah M	673,507
1122	Carthage International Company for Importing Foodstuffs and Fresh Fruits	665,855
1123	Breeq Al-Asr International Company for Importing Building and Sanitary Materials and Accessories	662,944
1124	Al-Zaytouna Company for Plastic Industries	657,518
1125	Tobruk Company for Refining and Bottling Vegetable Oils	656,000

1126	Al-Baskel Company for Importing Electrical and Household Materials	645,669
1127	Caracas Company for Importing Foodstuffs	642,136
1128	Yamama Al-Sharq Company for Importing Foodstuffs	641,869
1129	Al-Hilal Company for Importing Electrical and Non-Electrical Appliances, Materials, Spare Parts, and Electronic Devices	641,080
1130	Bilady Al-Jadida Company for Food Industries	640,478
1131	Al-Tanmiya Company for Importing Oil Equipment and Supplies	640,128
1132	Rawafid Al-Madinah Company for Importing Electrical and Materials, Materials, and Spare Parts	638,650
1133	Company Al-Barq Al-Awal for the Manufacture of Electronic and Electrical Appliances	637,630
1134	Al-Iqlim Company for the Import of Foodstuffs and Meat	635,470
1135	Al-Zaha Company for the Import of Foodstuffs	633,684
1136	Dalil Al-Amakan Company for the Import of Electrical and Non-Electrical Appliances, Materials, Spare Parts, and Electronic Devices	628,800
1137	Wadi Zain Company for the Import of Medicines, Medical Preparations, and Maternity and Child Supplies	626,793
1138	Al-Alam Al-Itqan Al-Awal Company for Information Technology	624,150
1139	Ruya Al-Mustaqbal Company for the Import of Foodstuffs	622,440
1140	Al-Taawon Al-Sateh Company for the Import of Building Materials, Sanitary Materials, and Accessories	619,964
1141	Carthage International Company for the Import of Foodstuffs	617,335
1142	Al-Usur Company for the Import of Clothing, Textiles, and Leather Products	616,152
1143	Al-Ghadha Al-Afdal Company for the Import of Foodstuffs	614,448
1144	Al-Obour Equipment Company for the Import of Auto Spare Parts	611,224
1145	Al-Andalus Company for the Manufacture of Ice Cream	609,920
1146	Al-Rawi Company for the Production of Dairy and Dairy Derivatives	608,994
1147	Al-Watad Company for Mills and Feed	608,155
1148	Riyad Al-Madinah Company for the Import of Foodstuffs	605,250
1149	Etihaad Electronics Company for the Import of Electronic and Electrical Appliances	604,439
1150	Jabal Al-Nour Company for the Import of Clothing, Textiles, and Leather Products	601,879
1151	Al-Maamoura Company for Agricultural and Animal Investment	601,039
1152	Al-Mansoura Libya Company for Food Industries	598,734
1153	Company Haiti Global for Importing Medicines, Equipment, and Medical Supplies	598,396
1154	Samoud Al-Abraj Company for Importing Building Materials, Sanitary Supplies, and Accessories	595,515
1155	Qalaat Al-Mukhtar Company for Importing Computers and Accessories	593,270
1156	Al-Asma Company for Importing Cleaning Materials	592,688
1157	Al-Noureen Company for Importing Foodstuffs	589,094
1158	Khazfiah Company for Importing Building Materials and Sanitary Supplies	587,426
1159	Gamma Libya Company for Importing and Distributing Electrical Equipment and Spare Parts	586,237
1160	Al-Amar Al-Bahir Company for Importing Electrical Appliances, Materials, Spare Parts, and Electronic Devices	585,771
1161	Libya Supply Company for Importing Foodstuffs	585,052
1162	Sultan Company for Food Industries, Water and Beverage Bottling	582,972
1163	Al-Atwar Company for Importing Electrical Systems	581,673
1164	Manar Al-Ghad Company for Importing Foodstuffs	581,554

1165	Al-Risala Company for Importing Foodstuffs	579,421
1166	Qabtan Libya Company for Importing Foodstuffs, Livestock, and Meat	576,392
1167	Al-Yaqout Company for Agricultural and Animal Production	573,482
1168	Al-Burhan Global Company for Importing Foodstuffs, Livestock, and Meat	573,150
1169	Al-Anes Company for Importing Ornamental Materials	568,568
1170	Ikilil Company for Importing Medicines and Medical Equipment	563,514
1171	Al-Nisr Al-Tahdheed Company for Importing Electrical and Household Supplies	563,255
1172	Yashfin International Company for Importing Medicines Veterinary serums	563,070
1173	Al-Arja Company for importing office and home furniture	562,415
1174	Solouk Company for manufacturing all types of feed and mills	560,150
1175	Kayan Company for manufacturing water and oil factory supplies	559,363
1176	Al-Taqaddum Al-Watani Company for importing building materials, sanitary materials, and accessories	559,044
1177	Medico Company for importing medicines, equipment, medical preparations, and maternal and child supplies	557,424
1178	Al-Khaleej Factory for Shoe Manufacturing	552,299
1179	Al-Dhiyaa Al-Raqi Company for Iron Industries	551,235
1180	Al-Tilal Company for importing agricultural machinery, supplies, and spare parts	550,902
1181	Al-Tariq Al-Mamhed Company for General Contracting and Real Estate Investment	539,600
1182	Mayar Al-Awwal International Company for importing food, livestock, and meat	538,569
1183	Al-Sahari Group Company for Oil Services	538,000
1184	Hadeel Al-Masa Company for importing cleaning materials	537,165
1185	Waad Al-Emaar Company for importing building materials	536,500
1186	Baker Company for E-Commerce and Delivery	535,852
1187	Al-Bashaer Company for importing electrical materials	532,112
1188	Ambassa Company for importing all types of building materials	532,000
1189	Tuba Company for importing various means of transportation and accessories	526,471
1190	Al-Asala Al-Ra'e'a Company for importing furniture	525,200
1191	Al-Mizan Al-Thahabi Company for importing building materials, sanitary materials, and accessories	524,653
1192	Al-Rayhana Industries Company Food	523,624
1193	Mateen Company for Importing Maternal and Child Supplies	519,510
1194	Princess Food Industries Factory	517,581
1195	Rabie Al-Darb Company for Importing Transportation Equipment and Accessories	517,125
1196	Al-Kof Al-Bahir Company for Importing Heavy Machinery, Equipment, and Spare Parts	515,474
1197	Al-Tumi Company for Importing Building Materials, Sanitary Supplies	515,040
1198	Al-Sunbula Al-Farqa Company for Importing Foodstuffs	512,275
1199	Al-Alamiah Al-Hadithah Company for Importing Medicines and Medical Equipment	510,091
1200	Al-Mawadda Al-Wusta Company for Importing Foodstuffs, Livestock, and Meat	509,923
1201	Al-Hussein Company for Electrical Industries and Services	509,337
1202	Arzaq Al-Mutawasit Company for Importing Foodstuffs, Livestock, and Meat	508,136
1203	Al-Afak Al-Dhahaby Company for Importing Electrical Materials, Electronic Devices, and Household Supplies	507,011

1204	Khat Al-Ahlam Company for Importing Foodstuffs	506,225
1205	Bawabat Al-Amara Company for General Contracting and Real Estate Investment	504,270
1206	Al-Irtiqaa Al-Mutajaddid Company for Importing Building Materials, Sanitary Supplies, and Accessories	503,984
1207	Bir Lias Company for Importing Agricultural Machinery, Supplies, and Spare Parts	503,691
1208	Al-Mazra'a Al-Jadidah Company for Importing Livestock, Meat, and Foodstuffs	502,969
1209	Afaq Al-Hayat Company for Importing Electronic Devices, Accessories, and Spare Parts	502,500
1210	Rubiana United Company for Importing Personal Care Supplies and Cleaning Materials	502,280
1211	Al-Hadithah Company for Importing Foodstuffs	500,885
1212	Tabahi Company for Communications, Technology, and Information Technology	500,100
1213	Al-Akeed Al-Akeed Company for Services Medical	500,000
1214	Hilal Al Qamar Company for Importing Electronic, Electrical, and Non-Electrical Devices and Spare Parts	499,420
1215	Najmat Al Fursan Company for Importing Foodstuffs	498,750
1216	Manahil Al Memar Company for Importing Building and Sanitary Materials	498,340
1217	Balhaj International Company for Manufacturing Refrigerators	495,649
1218	Al Refak Al Jadeed Company for Importing Transportation Equipment and Accessories	494,000
1219	Al Mawed Al Jadeed Company for Manufacturing Cleaning Materials	493,580
1220	Al Mansour Company for Manufacturing Baby Diapers	491,170
1221	Sustainable Progress Company for Manufacturing Mattresses and Foam	491,000
1222	Safwat Al Anam Company for Importing Foodstuffs, Livestock, and Meat	490,769
1223	Amwaj Al Taif Company for Importing Electronic and Electrical Devices	489,570
1224	Al Awael Group Company for Manufacturing Home Furniture	489,288
1225	Sanabel Al Zahra Company for Importing Barn Equipment and Agricultural Supplies	488,445
1226	Precise Solutions Company for Information Technology	488,215
1227	Biological Sciences Company for Medical and Laboratory Services	488,215
1228	Al Marka Al Oula Company for Importing Medical Equipment, Medicines, Pharmaceuticals, and Maternity and Child Supplies	487,654
1229	Al Bait Al Mumtaz Company for Importing Building Materials, Sanitary Materials, and Accessories	485,262
1230	Sadeem International Company for Importing Foodstuffs, Livestock, and Meat	484,841
1231	Aman Al Ghad Company for Importing Foodstuffs, Livestock, and Meat	484,717
1232	Ajwaa Company for Agricultural and Animal Investments	482,077
1233	Company Al-Yasmine Regional Foodstuff Import Company	481,920
1234	Al-Mustaqbal Trading Company for Foodstuff Import	480,679
1235	Al-Rasm Company for Importing Books and Stationery	480,000
1236	Al-Eithar Al-Jadeed Company for Importing Foodstuffs, Livestock, and Meat	479,734
1237	Al-Taj Al-Libi Company for Importing Foodstuffs	477,485
1238	Kenan Company for Electromechanical and Electrical Industries	476,500
1239	Al-Rayah Company for Agricultural Production Limited Liability	475,025
1240	Adrar Akakus Company for Importing Heavy Machinery and Equipment Limited Liability	474,987
1241	Al-Nojoum Al-Jadeeda Company for Importing Foodstuffs, Livestock, and Meat	472,039
1242	Atar Al-Darb Company for Importing Transportation Equipment and Accessories	470,577

1243	Al-Tawafuq Al-Daem Company for Importing Foodstuffs	467,805
1244	Al-Lamsa Company for Importing Furniture and Accessories	466,511
1245	Thamar Tripoli Company for Importing Foodstuffs	466,250
1246	Al-Tanmiyyah Al-Hadithah Company for Manufacturing PVC Sheets, Profiles, and Pipes	466,030
1247	Al-Judhur Company for Importing Building and Sanitary Materials and Accessories	462,000
1248	Afnan Al-Jadeeda Company for Importing Foodstuffs, Livestock, and Meat	461,392
1249	Al-Usra Al-Mithaliyah Company for the Manufacturing of Foodstuffs	460,649
1250	Al-Najma Al-Ula Company for Importing Equipment and Supplies for Restaurants, Hotels, and Cafes	460,375
1251	Al-Istishari Company for Importing Computers and Accessories	459,957
1252	Al-Bunduqiya Company For importing food supplies	459,513
1253	Medica Company for importing medicines, medical supplies, and maternal and child supplies	457,486
1254	Beirut Company for importing transportation vehicles and spare parts	455,096
1255	Al-Awras Trading Company for importing food supplies, livestock, and meat	454,706
1256	Al-Hais Group Company for importing books and stationery	452,064
1257	Karzaz Factory for Plastic Industries	452,000
1258	Bin Walid Woolen Industries Complex Company	450,000
1259	Marasi Libyan Company for importing and distributing food supplies	450,000
1260	Al-Tanmiyya Company for the manufacture of plastic pipes	449,098
1261	Al-Daqqa Health Company for importing orthopedic devices, equipment, and medical supplies	447,727
1262	Modern Sectors Company for Aluminum Industry	446,951
1263	Libyan Systems Company for Communications, Information Technology, Programming, and Consulting Services Ltd.	446,680
1264	Tadawul Electronic Technology Joint Stock Company	444,989
1265	Al-Amal Al-Zaher Company for Food Packaging and Packing	443,300
1266	Libya Distinctive Company for the manufacture and formation of metals	439,555
1267	Al-Rasikha Company for importing building materials, sanitary materials, and accessories	439,038
1268	Al-Ghazala Company for importing building materials, sanitary materials, and accessories	437,983
1269	Al-Ajwad Pharmaceutical Company for importing medicines, medical equipment, medical supplies, and laboratory equipment	436,528
1270	Al-Muttajadid Company for importing home and office furniture	436,404
1271	Shaima Company for Food Industries	436,039
1272	Al Qalaa Soap and Cleaning Materials Manufacturing Company	427,434
1273	Alkhaat Aldahbi Company for the manufacture of plastic pipes and tanks	426,400
1274	Al Mutamer Al Awal Company for the Import of Agricultural Materials, Equipment, and Supplies	425,648
1275	Kalbas Libya Company for the Import of Books and Stationery	424,704
1276	Al Ashqaa Company for Plastic Industries	420,750
1277	Al Nakhil Food Industries Factory	420,295
1278	Masafi Al Khair Company for the Import of Foodstuffs	418,577
1279	Al Maran Company for the Import of Furniture	417,910
1280	Al Ayadi Company for the Manufacture of Building Materials	417,300
1281	Sipes Libya Joint Stock Company for the Manufacture of Paints	405,075

1282	Al Tawafuq International Company for the Import of Grains, Seeds, and Fodder	405,000
1283	Amyal Company for the Import of Electrical and Non-Electrical Appliances, Materials, and Spare Parts	404,342
1284	Balhaj Factory for the Manufacture of Car Radiators	404,160
1285	Al Qandouz Factory for the Manufacture of Aluminum Mats	403,776
1286	Bab Africia Aljadida company for Food Industries	401,726
1287	Granada Aldaoulia Company for Importing Foodstuffs, Livestock, and Meat	401,063
1288	Bianchi Company for Importing Clothing	400,000
1289	Al-Nour Modern Company for Importing Foodstuffs	399,700
1290	Kenzi Company for Importing Medical Equipment, Medicines, Medical Products, and Maternity and Child Supplies	396,765
1291	Al-Diyar Al-Arabiya Company for Importing Building Materials, Sanitary Materials, and Accessories	396,581
1292	Al-Mustaqbal Al-Mudhi Company for Maternity and Child Supplies	395,653
1293	Alfa Company for Importing Stationery and Office Supplies	394,992
1294	Zliten Company for Iron Industries	393,560
1295	Al-Reem Company for Importing Medicines and Medical Equipment	391,444
1296	Naseem International Company for Importing Foodstuffs	391,230
1297	Al-Riyada Pharmaceutical Company for Importing Medical Equipment and Medicines	389,355
1298	Libya Al-Majd Company for Importing Cleaning Materials and Hardware	387,879
1299	Modern Technical Group Company for Programming and Maintaining Control Rooms and Machinery Ltd.	386,680
1300	Al-Sanea Al-Ra'i Company for Importing Workshop and Factory Equipment	386,280
1301	Al-Khubraa Al-Taqnia Company for Importing Communications and Computer Devices	385,615
1302	Al-Tahadun Company for Importing Books and Stationery	385,567
1303	Aljeel Alkadem Company for Importing Medicines and Medical Equipment	385,439
1304	Al-Tasami Company for Importing Medicines, Equipment, Medical Products, and Maternity and Child Supplies	383,956
1305	Al-Muthallath Company for Electrical Industries	383,921
1306	Lammat Al-Ikhwa Foodstuff Import Company	383,642
1307	Al-Aseel Foodstuff Industries Company	381,524
1308	Madinati Al-Dhahabia Aluminum and PVC Manufacturing Company	381,000
1309	Al-Azima Foodstuff Import Company	378,502
1310	Matla' Al-Fajr Company for Importing Medicines, Medical Products, and Maternity and Child Supplies	375,627
1311	Al-Tarabat International Wood Industries Company	375,603
1312	Al-Diyar International Company for Importing Building Materials, Sanitary Supplies, and Accessories	375,550
1313	Al-Tabi'a Al-Safiyya Foodstuff Industries Company	372,500
1314	Ward Al-Gharb Company for Importing Decorative Materials, Hardware, and Cleaning Materials	369,420
1315	Bir Hazwa Company for Importing Foodstuffs, Livestock, and Meat	367,500
1316	Salet Algeda Almotamiz Company for Importing Foodstuffs, Fruits, Livestock, and Meat	361,800
1317	Al-Mutawakil Company for the Manufacture of Aluminum and PVC Doors and Windows	360,903
1318	Al-Saba Al-Khadra Company for Importing Agricultural Supplies and Machinery	360,000
1319	Yaffa Trading Company for the Import of Medical Equipment, Medicines, Medical Products, and Maternity and Child Supplies	358,493
1320	Al-Salalah Company for the Import of Agricultural Machinery, Supplies, and Spare Parts	355,030

1321	Ital Company for the Import of Electrical and Non-Electrical Appliances, Materials, Spare Parts, and Electronic Devices	354,880
1322	Al-Huda Company for the Manufacturing of Plastic Bags Limited Liability	352,104
1323	Lamset Food Industries Company	352,000
1324	Al-Israa Al-Hadithah Company for the Import of Foodstuffs, Livestock, and Meat	350,651
1325	Al-Saraya Al-Hamra Company for the Import and Cutting of Marble	348,900
1326	Ittihad Al-Azya Company for the Import of Clothing, Products, and Leather Goods	348,725
1327	Nakhla Square Company for the Import of Foodstuffs	347,940
1328	Nakheel Beach Company for the Import of Household Supplies	346,386
1329	Modern Babylon Company for the Import of Clothing, Textiles, Shoes, and Leather Products	346,281
1330	Libyan Food Company for the Import of Foodstuffs, Livestock, and Meat	341,040
1331	Al-Muthmara Company for the Import of Foodstuffs	341,039
1332	Al-Ittihad Al-Arabi Company for the Import of Medicines, Medical Equipment, Medical Products, and Maternity and Child Supplies	340,461
1333	Al-Tiryaq Pharmaceutical Company for the Import of Medical Equipment, Medicines, Medical Products, and Maternity Supplies	339,197
1334	Watan Al Majd Company for Importing Maternal, Child, and Medical Supplies	339,040
1335	Al Nour Company for Importing Foodstuffs	338,250
1336	Al Hadaf Group for Manufacturing and Packaging Building Materials, affiliated with Al Tadamon Holding Group	337,500
1337	Al Tabadul Al Hurr Company for Importing Foodstuffs Limited	335,928
1338	Al Bunyan Al Aali Company for Manufacturing Steel, Aluminum, and PVC Doors and Windows	335,807
1339	Al Sahm Al Mudhi Company for Electrical and Electronic Industries and Accessories	335,540
1340	Al Etijah Al Awal Company for Importing Agricultural Supplies	335,373
1341	Al Majd Factory for Manufacturing Plastic Bags	334,560
1342	Al Saraya Factory for Manufacturing Aluminum Doors and Windows	334,084
1343	Rakan Al Khair Company for Importing Foodstuffs, Livestock, and Meat	330,862
1344	Al Haql Al Zira'i Company for Importing Agricultural Pesticides	329,220
1345	Al Mutawakil Company for Manufacturing Plastic Materials	328,900
1346	Al Fath Al Dhahabia Company for Electrical Industries	327,761
1347	Libya Alwatanya Company for Manufacturing Building Materials and Furniture	326,990
1348	Taj Al Effa Company for Importing Foodstuffs and Foodstuffs	326,250
1349	Al Bunyan Al Libyan Company for Iron Industries	325,000
1350	Wadi Al Nama Company for Importing Agricultural Machinery, Supplies, and Spare Parts	323,898
1351	Al-Malak Al-Jadeed Company for Importing Foodstuffs, Fresh Fruits, Vegetables, Livestock, and Meat	321,300
1352	Al-Raed Company for Importing Transportation Equipment and Accessories, a subsidiary of Badr Holding Group	321,081
1353	Al-Sawab Al-Munir Company for Importing Electrical and Non-Electrical Appliances, Materials, and Spare Parts	320,597
1354	Sahtak Pharmaceutical Company for Importing Medical Equipment, Medicines, Pharmaceuticals, and Maternity and Child Supplies	320,571
1355	Wahat Libya Company for Importing Foodstuffs	320,076
1356	Al-Fares International Company for Importing Foodstuffs, Livestock, and Meat	319,531
1357	Mass Plastic Industries Company	318,400
1358	Al-Entima' Al-Hadari Company for Importing Building Materials, Sanitary Materials, and Accessories	317,500
1359	Al-Awasil Contracting and Real Estate Investment Company	313,853



1360	Al-Atar Company for Importing Transportation Equipment and Accessories	312,486
1361	Al-Aws Al-Libiyyah Company for Importing Foodstuffs	311,750
1362	Al-Khat Al-Muday' Al-Jadeed Company for Importing Electronic, Electrical, and Home Appliances and Spare Parts	311,707
1363	Al-Shā'i Company for Information Systems	310,741
1364	Al-Masdar Al-Amin Company for Importing Transportation Equipment and Accessories	310,286
1365	Dhahab Ozer Company for Importing Foodstuffs, Livestock, and Meat	309,766
1366	Nala Company for Importing Foodstuffs	308,839
1367	Anwar Maslata Company for Importing Foodstuffs, Meat, and Livestock	308,100
1368	Naseem Company Misurata Sea Food Industries	307,262
1369	Al-Aghaja Company for Importing Leather Products and Clothing	305,270
1370	Al-Sharq Al-Jid Company for Importing Electrical and Non-Electrical Appliances and Materials	304,217
1371	Al-Shahed Al-Mamiz Company for Importing Foodstuffs	302,000
1372	Al-Qalaa Al-Hadithah Company for Importing Foodstuffs	301,520
1373	Al-Etijahat Company for Mills and Feed	301,298
1374	Barqa Company for Importing Agricultural Supplies	300,671
1375	Ilaf International United Company for Importing Clothing, Shoes, Textiles, and Leather Products	300,000
1376	Sama Al-Riyada Company for Importing Foodstuffs and Fresh Fruits	299,376
1377	Al-Jawda Al-Mutaqaddama Company for Food Industries	299,250
1378	Nebras Al-Binaa Al-Hadith Company for Importing Building Materials, Sanitary Materials, and Accessories	299,063
1379	Al-Itqan Company for Manufacturing Aluminum and PVC	298,274
1380	Candy Company for Importing Foodstuffs, Livestock, and Meat	297,970
1381	Al-Rabi Factory for Manufacturing Cleaning Materials	295,200
1382	Bulhiya Company for Importing Stationery and Tools	294,988
1383	Dar Al-Saqiya Company for Importing Foodstuffs, Livestock, and Meat	293,280
1384	Al-Jazeera Al-Kubra Company for Manufacturing Aluminum and Plastic Windows	293,189
1385	Al-Shifa Company for Importing Medicines	293,129
1386	Al-Hayat Al-Tabi Company for Importing Medicines, Medical Supplies, and Maternity and Child Supplies	292,400
1387	Rabah Company For Plastic Industries	291,720
1388	Steel Factory for Corrugated Sheet Manufacturing	289,461
1389	North Libya Company for Importing Petroleum Equipment	288,806
1390	Al-Khalil International Company for Iron Industries	288,385
1391	Abyat Al-Mutawasit Company for Importing Building Materials, Sanitary Materials, and Accessories	286,870
1392	Al-Moatamad Al-Thani Company for Importing Electrical and Household Materials	285,299
1393	Al-Khaleej Company for Importing Clothing, Textiles, and Leather Products	284,520
1394	Al-Moton Company for Importing Electrical and Electronic Appliances, Household and Electrical Appliances, and Accessories	284,161
1395	Al-Mustaqbal Al-Mudhi Company for Electric Power	284,131
1396	Al-Qaws International Company for Importing Transportation Equipment, Accessories, Oils, and Lubricants	283,412
1397	Al-Akil Company for Importing Foodstuffs	282,121
1398	Al-Surur Company for Manufacturing PVC and Aluminum	280,970

1399	Jisr Africa Company for Importing Agricultural Equipment and Supplies	280,296
1400	Al-Jawhara Al-Lam'a Company for Importing Decorative Materials, Hardware, and Cleaning Materials	280,193
1401	Al-Wadi Al-Daim Company for Manufacturing Aluminum, PVC, and Accessories	279,844
1402	Danube Company for Importing Medicines, Medical Products, and Maternity and Child Supplies	278,500
1403	Al-Saqiya Company for Importing Foodstuffs, Livestock, and Meat	276,672
1404	Al-Safanat Al-Asliya Company for Importing Transportation Equipment and Accessories	275,309
1405	Al-Hokoud Al-Khadra Company for Importing Agricultural Equipment and Supplies	274,875
1406	Al-Murooj Al-Samiah Company for Importing Medicines, medical supplies, and maternal and child supplies	274,674
1407	Al-Maw'id Al-Jadeed Company for Importing Foodstuffs	274,001
1408	Al-Yaqout Group Company for Importing Electrical and Non-Electrical Appliances, Materials, Spare Parts, and Electronic Devices	273,650
1409	Al-Dafniya Modern Iron Industries Company	270,700
1410	Al-Zaha Company for Importing Foodstuffs	270,682
1411	Bargo Company for Importing Livestock and Meat of All Kinds	270,000
1412	Al-Fath Company for Importing Agricultural Supplies	269,540
1413	Al-Dabous Factory for Paper Industries	261,617
1414	Al-Tawfiq Group Company for Investment and Tourism Services	259,804
1415	Al-Rafaka Company for Importing Building and Sanitary Materials	259,626
1416	Giga Company for Communications and Technology Limited Liability	259,089
1417	Anarat Al-Mutawasit Company for Importing Electrical and Non-Electrical Appliances and Materials	258,938
1418	Najmat Biladi Company for Manufacturing Aluminum, PVC, and Accessories	255,531
1419	Al-Nahda Factory for Prefabricated Housing	255,000
1420	Al-Alamiya Marble Factory	254,556
1421	Al-Qamar Company for Importing Seeds, Agricultural Supplies, and Spare Parts	254,083
1422	Al-Asas Al-Mateen Company for Importing Building Materials, Sanitary Materials, and Accessories	253,228
1423	Al-Yaqeen Al-Mamiz Company for Importing Foodstuffs, Livestock, and Meat	251,999
1424	Al-Fahd Al-Asthori Company for Importing Foodstuffs, Livestock, and Meat	251,902
1425	Al-Nojoom Al-Alamiya Company for Importing Foodstuffs, Livestock, and Meat	251,550
1426	African Printing Press	251,453
1427	Almathaq Alkory Company for Importing Foodstuffs, Livestock, and Meat	250,960
1428	Al-Sarai Factory for Manufacturing Aluminum Doors and Windows	250,000
1429	Al-Ghazl Company for Importing Clothing, Textiles, and Leather Products	250,000
1430	Al-Fada'iyat Company for Importing Electronic Devices	250,000
1431	Al-Qadhi Group Furniture Import Company	248,601
1432	Rowan Al-Amal Company for Importing Foodstuffs, Livestock, and Meat	248,350
1433	Delta Cleaning Materials Manufacturing Company	248,347
1434	Al-Rabi' Al-Awwal Company for Importing Medicines and Medical Equipment	248,339
1435	Dar Al-Khams Company for Manufacturing and Printing Packaging Materials and Paper Products	245,597
1436	Wahat Rabiana International Company for Importing Foodstuffs	245,321
1437	Al-Nawafid Al-Asriya Company for Manufacturing PVC and Aluminum	244,961

1438	Al-Sahara Al-Jadeeda Company for Iron Industries	244,143
1439	Al-Qamar Noor Company for Importing Foodstuffs	244,000
1440	Al-Sahm Al-Lamea Company for Importing Building and Sanitary Materials	240,913
1441	Tair Al-Salam Company for Importing Machinery, Agricultural Supplies, and Vaccine	240,626
1442	Bab Al-Hurriya Company for Importing Workshop Equipment	240,088
1443	Abwab Al-Mustaqbal Company for Importing Building Materials	239,000
1444	Al-Nahda Clothing Factory	237,600
1445	Shorouk Misurata Company for Manufacturing Metal Structures and Mobile Homes	237,223
1446	Sterin Company for Importing Electrical and Non-Electrical Appliances, Materials, Spare Parts, Electronic Devices, and Salt	237,067
1447	Al-Ru'ya Al-Raqmiyya Company for Importing Foodstuffs, Livestock, and Meat	236,250
1448	Al-Buhaira Company for Importing Cleaning Materials	235,480
1449	Ain Dawara Company for Importing Foodstuffs	234,744
1450	Al-Majdoub Factory for Manufacturing Car Exhaust Parts	233,140
1451	Crystal Lights Company for Importing Appliances and Materials Electrical and non-electrical products and spare parts	232,845
1452	Al-Alamiah Al-Hadithah Company for Importing Building Materials and Sanitary Supplies	231,639
1453	Siraj Al-Amthal Company for Importing Transportation Equipment and Accessories	230,754
1454	Al-Waha Pharma Company for Importing Medicines and Maternal and Child Supplies	230,150
1455	Wadi Jamhour Company for Importing Toys and Sports Equipment	230,000
1456	Aden Metal Industries Company	229,920
1457	North Africa Company for Importing Medicines and Medical Equipment Limited Liability	224,883
1458	Al-Buraq International Company for Importing Transportation Equipment, Oils, and Accessories	223,548
1459	Dana International Company for Importing Medical Products, Pharmaceuticals, and Maternal and Child Supplies	222,905
1460	Al-Amal Company for Importing Medicines and Medical Equipment	222,426
1461	Food Ship Company for Importing Foodstuffs	221,400
1462	Al-Hilal Industrial Company for Iron Industries	220,724
1463	Al-Nour Company for Grain Milling and Rice Milling	219,965
1464	Al-Imkaniyat Company for Importing Electrical and Non-Electrical Appliances and Materials, Spare Parts, and Electronic Devices	218,900
1465	Rama Libyan Company for Plastic Industries	217,800
1466	Al-Sanwan Al-Jadeed Company for Importing Foodstuffs, Livestock, and Meat	216,760
1467	Delta United Company for Importing Medicines, Pharmaceuticals, and Maternal and Child Supplies	216,475
1468	Safi Al-Muttajadda Company for Importing Maternal and Child Supplies	216,450
1469	Libyan Free Company for Medical Services	215,662
1470	Wahat Al-Asima Company for Importing Materials Food	214,770
1471	Al Mina Company for Importing Medical Equipment	214,600
1472	Al Majd Company for Importing Electrical and Non-Electrical Appliances, Materials, and Spare Parts	214,456
1473	Al Manar Al Jadeed Group Company for Importing Transportation Equipment and Accessories	213,904
1474	Al Aseel Factory for Manufacturing Aluminum and PVC Doors and Windows	213,812
1475	Alokuaa Almotahedon Company for Importing Household Materials, Equipment, Appliances, and Electrical Materials	213,753
1476	Awafi Al Khair Company for Importing Medical Equipment, Medicines, Medical Products, and Maternity and Child Supplies	212,440

1477	Noor Communications Company for Importing Electronic and Electrical Appliances and Accessories	212,000
1478	Al Mawaddah Group Company for Importing Decorative Materials, Hardware, and Cleaning Materials	211,456
1479	Al Sahel Paper Manufacturing Company	209,940
1480	Al Tanmia Company for Importing Building Materials, Sanitary Materials, and Accessories	209,295
1481	Al Ma'adan Al Libyan Company for Iron and Hangar Industries	207,240
1482	Sunuf Al Nakhat Company for the Manufacture of Foodstuffs and Beverages	207,000
1483	Ayar Electromechanical Works Company	205,899
1484	Al Libyan Al Asriya Company for Importing Medicines, Equipment, Medical Products, and Maternity and Child Supplies	205,866
1485	Ta'meer Al Mubani Company for Importing Building Materials, Sanitary Materials, and Accessories	204,938
1486	Lathron Company for Manufacturing Cosmetics and Household Chemicals	204,100
1487	Dades Company for Mills, Feed, and Rice Mills	202,872
1488	Jebel Al Safwa Company for Importing Building Materials and Sanitary Materials and its accessories	202,261
1489	Al-Kahraman Al-Munir Company for importing electrical and non-electrical appliances, materials, and spare parts	201,288
1490	Byte Al-Salam Modern Company for importing electrical and electronic appliances and household items	201,060
1491	Al-Wassiya Company for importing food, meat, poultry, and frozen meat	200,474
1492	Bayader Al-Nima Food Industries Company	200,450
1493	Wahiba and Partners Company for importing food, livestock, and meat	200,211
1494	Al-Fanouh National Company for importing household and electrical items	200,155
1495	Taj Libya Company for importing medicines and medical equipment	199,438
1496	Amjad Al-Thani Factory for manufacturing cleaning materials	198,651
1497	Al-Nafhat Company for importing food items	198,310
1498	Al-Waqi'a Company for manufacturing building materials, sanitary materials, and their accessories	198,300
1499	Matla' Al-Fajr Group Company for importing electrical and non-electrical appliances, materials, spare parts, and electronic devices	197,288
1500	Beit Al-Dawa Company for importing medicines and medical equipment	196,264
1501	Al-Dardfi Factory for manufacturing corrugated iron sheets	196,000
1502	Dessan International Company for importing food, livestock, and meat	195,000
1503	Fresh Company for importing food, livestock, and meat	195,000
1504	Sama Libya Al-Jadida Company for importing food, fresh fruits, and vegetables	193,860
1505	Sakhrat Ghat Company for importing building materials, sanitary materials, and accessories	192,921
1506	Al-Asami Paint Factory	191,702
1507	Techno Factory Labda for Aluminum, PVC, and Suspended Ceilings	191,355
1508	Asil Al-Khair Foodstuff Import Company	187,488
1509	Al-Wafeer Foodstuff Manufacturing Company	183,600
1510	Al-Sharaka Company for Importing Electrical Appliances, Materials, Spare Parts, Electronic Devices, and Accessories	183,566
1511	Taiba International Company for Importing Furniture and Accessories	182,840
1512	Al-Mustaqbal Factory for Gypsum and Decoration	181,977
1513	Marmar Libya Foodstuff Import Company	180,600
1514	Al-Faihaa International Company for Importing Medicines, Medical Equipment, Pharmaceuticals, and Maternity and Child Supplies	180,000
1515	Al-Tadamon Al-Arabi Food Industries Company	179,480

1516	Al-Jawhara Al-Lima'a Libyan Company for Importing Building Materials, Sanitary Supplies, and Accessories	178,145
1517	Al-Amwaj Al-Hadithah Company for Importing Building Materials, Sanitary Supplies, and Accessories	177,045
1518	Emaar Company for Iron and Corrugated Sheet Industries	176,350
1519	Qitaf Al-Masiya Company for Iron Industries	174,162
1520	Al-Omran Al-Sate'a Company for Ester	173,600
1521	Al-Jaraba Company for Importing Cleaning and Cosmetic Materials	173,565
1522	Al-Rayah Company for Importing Medical Laboratories and Laboratories	172,994
1523	Sumatra Company for Importing Cleaning Materials, Cosmetics, Perfumes, and Fragrances	172,147
1524	Al-Manakh Al-Sharqi Company for Importing Foodstuffs	171,465
1525	SR Company for Maintenance Services and Environmental Solutions	169,885
1526	Clean International Company for Importing Cosmetic Materials, Hardware, and Cleaning Materials	169,792
1527	Medical Solutions Company for Importing and Installing Medical Equipment and Laboratories	169,606
1528	Bin Faraj Company for Importing Tires and Tables Ltd.	168,945
1529	Alam Al-Etqan Company for Iron Manufacturing	168,560
1530	Al-Joud International Modern Company for Importing Foodstuffs, Livestock, and Meat	168,100
1531	Jazirat Al-Alab Company for Importing Sports and Entertainment Equipment and Games	167,750
1532	Tabak Company for Importing Electrical and Household Materials	167,388
1533	Al-Saqi Company for Bottling and Packaging Water, Oils, Beverages, and All Foodstuffs	167,200
1534	Anwar Al-Mustaqbal International Company for Importing Electrical and Non-Electrical Appliances, Materials, and Spare Parts	167,000
1535	Qasr Al-Manara Company for Importing Furniture	166,668
1536	Al-Imtiyaz Al-Akhir Company for Importing Foodstuffs	166,634
1537	Al-Yaqout Al-Safi Company for Importing Machinery, Heavy Equipment, Accessories, Spare Parts, and Factory Equipment and Sup	165,282
1538	Al-Hadaf Company for Paper Industries	164,900
1539	Al-Inmaa Solidarity Company for Importing Materials Construction	164,142
1540	Al Dar International Company for Entertainment Services Management	162,521
1541	Al Shaheen Al Abyad Company for Importing Building Materials	160,242
1542	Al Techni Al Libi Company for Oil and Engineering Services	159,500
1543	Al Kafi Company for Importing Medicines, Medical Equipment, and Maternity and Child Supplies	159,348
1544	Al Enara Al Bayda Company for Importing Electrical Materials and Spare Parts	159,060
1545	Al Fikra Al Hadithah Company for Importing Foodstuffs	158,301
1546	Al Sarh Al Tibbi Company for Importing Medical Equipment and Supplies	158,171
1547	Al Mizan Al Thahabi Company for Importing Building Materials, Sanitary Supplies, and Accessories	155,000
1548	Yashfin Company for Importing Medical Equipment, Medicines, Medical Products, and Maternity and Child Supplies	153,585
1549	Akakus Al Janoub Company for Importing Electronic Devices	153,025
1550	Al Mathaq Al Akhir Company for Importing Foodstuffs, Fruits, and Vegetables	152,567
1551	Al Masa Al Thahabiah Company for Importing Medicines, Equipment, Medical Products, and Maternity and Child Supplies	151,613
1552	Al Shorouk International Company for Importing Foodstuffs, Livestock, and Meat	151,265
1553	Al Daqa Al Amna Company for Importing Transportation Equipment and Accessories	148,909
1554	Al Waha Al Jadida Company for Importing Foodstuffs	148,506

1555	Adwaa Al Khaleej Company for Importing Agricultural Supplies and Veterinary Medicines	145,941
1556	Al Kanar Company for Importing Transportation Equipment and Accessories	145,252
1557	Al Kanz Medical Company for Importing Medicines and Medical Equipment	144,680
1558	Jawharat Al Ajban Company For importing food supplies	144,634
1559	Al-Hijaz International Company for importing food supplies, livestock, and meat	144,021
1560	Rukn Al-Ibdaa Company for Food Industries	143,603
1561	Elixir Al-Seha Company for importing medicines and medical equipment	143,460
1562	Al-Ghazala Factory for the manufacture of paints and pastes	143,314
1563	Al-Karam Company for importing food supplies	141,990
1564	Jawad Al-Naeem Company for importing food supplies	141,364
1565	Badr Al-Nour Company for importing food supplies	141,227
1566	Benghazi Energy Solutions Company	140,071
1567	Naeem Beladi Company for importing food supplies	139,829
1568	Mawasem Al-Khair Al-Kubra Company for importing agricultural machinery, supplies, and spare parts	139,300
1569	Al-Ibram Company for importing food supplies	139,254
1570	Mara'i Al-Jabal Company for importing food supplies	138,600
1571	Al-Fayd Company for importing building materials, sanitary materials, and accessories	138,499
1572	Talin Company for the manufacture of PVC, aluminum, Stanley Steel, and glass, Limited Liability	138,017
1573	Al-Hawafir Al-Dhahabia Company for importing agricultural machinery and spare parts	137,991
1574	Al-Nour Al-Jadida Company for importing food supplies, livestock, and meat	137,760
1575	Akakus Libya Company for Electromechanical Services	135,681
1576	Al-Zain Al-Hadith Company for importing building materials, sanitary materials, and accessories	135,040
1577	Al-Bab Al-Awsat Company for importing food supplies	135,000
1578	Azdo Company for importing medical equipment Medicines, medical supplies, and maternal and child supplies	134,755
1579	Ruh Libya Company for the import of medicines, equipment, medical supplies, and maternal and child supplies	134,197
1580	Zad National Food Industries Company	132,600
1581	Ariaf Al-Mutawasit Company for the import of auto spare parts	132,017
1582	Amasi Company for the import of food supplies	132,000
1583	Ajyad Company for the import of building materials	131,739
1584	Al-Bardi Company for the manufacture of soft and sanitary paper	131,553
1585	Alam Zain Company for Food Industries	131,020
1586	Zad Al-Asil Company for the import of food supplies	130,564
1587	Altatweer Alwatanya Company for Contracting and Real Estate Investment	130,000
1588	Jet Company for the import of building materials and sanitary materials, affiliated with Jet Holding	128,760
1589	Alkowa Alzarqa Company for the import of welding supplies and workshop equipment	128,599
1590	Al-Qayrawan Al-Jadeed Company for the import of furniture	128,250
1591	Dar Al-Saboun Company for the manufacture of cleaning materials	127,663
1592	Libya Beitna Company for the import of building materials, sanitary materials, and accessories	127,136
1593	Al-Muqtadir International Company for the import of food supplies, livestock, and meat	126,796

1594	Asdaa Libya Company for the import of electrical and non-electrical appliances, materials, and spare parts	126,500
1595	Al-Osoul Al-Daema Company for the import of carpets, rugs, and furnishings	125,842
1596	Al-Mokhtass Factory for the manufacture of aluminum doors and windows	125,000
1597	Marjan Al-Bahr Company for the import of frozen fish, livestock, and meat	123,127
1598	Dar Company Al-Bonyan Imports Decoration Supplies and Building Materials	122,321
1599	First Company for Importing Electrical and Non-Electrical Appliances and Materials, Spare Parts, Electronic Devices, and Salt	122,011
1600	Al-Nasya Al-Bayda Company for Importing Medicines, Veterinary Equipment, and Agricultural Pesticides	122,005
1601	Royal Company for Importing Aromatics, Decorative Materials, Hardware, and Cleaning Materials	118,760
1602	Al-Rukn Al-Jadeed Company for Importing Building Materials, Sanitary Materials, and Accessories	118,040
1603	Alwan Al-Mutawassit Company for Importing Building and Sanitary Materials and Accessories	116,342
1604	Nour Al-Sharq Company for Importing Foodstuffs, Livestock, and Meat	115,916
1605	Gebel Kordofan Company for Importing Foodstuffs, Livestock, and Meat	115,900
1606	Aris Pharmaceutical Company for Importing Medicines and Medical Equipment	115,795
1607	Al-Shorouk Al-Libiyah Company for Poultry Breeding and Hatching	114,460
1608	Al-Inmaa Al-Agricultural Company for Importing Agricultural Machinery, Supplies, and Spare Parts	114,036
1609	Al-Zaj Company for Glass and Aluminum Works	113,664
1610	Al-Muheet Al-Jadeed Company for Importing Foodstuffs	113,314
1611	Jawhara Qarji Company for Importing Foodstuffs, Livestock, and Meat	112,700
1612	Insiyab Company for Importing Heavy Pumps of All Types, Accessories, and Spare Parts	112,351
1613	Taj Al-Ghadha Al-Awal Company for Importing Foodstuffs, Livestock, and Meat	111,750
1614	Al-Qarya Company for Importing Foodstuffs	111,548
1615	Mudhillah Group Company for Importing Cosmetics, Perfumes, and Hardware	111,171
1616	Al-Ahram Marble Manufacturing Company	110,983
1617	Aletihad Alarabi Factory for Aluminum Doors and Windows	109,000
1618	Fakhamat Al-Jabal Company for Building Materials	108,540
1619	Al-Harouj Al-Libiyah Company for Importing Transportation Equipment and Accessories	108,378
1620	Al-Jahd Al-Muthrim Company for PVC Manufacturing	108,275
1621	Sovana Company for Importing Foodstuffs, Livestock, and Meat	107,856
1622	Namariq Al-Khair Company for Importing Decorative Materials, Hardware, and Cleaning Materials	107,470
1623	Al-Dhifaah Al-Libiyah Company for Manufacturing Foodstuffs and Beverages	107,300
1624	Al-Istabraq Al-Dhahabi Company for Importing Raw Materials	106,151
1625	Al-Ajniha Al-Muta'aliqah Company for Importing Electrical Appliances	104,518
1626	Al-Mazari Al-Hadithah Company for Importing Agricultural Machinery, Supplies, and Spare Parts	104,400
1627	Al-Amir Al-Mamiz Company for Importing Various Transportation Equipment and Accessories	104,336
1628	Al-Mas Al-Jadeed Company for Importing Foodstuffs, Meat, and Livestock	102,349
1629	Na'am Al-Ghad Company for Importing Clothing, Textiles, and Leather Products	102,153
1630	Al-Himalayan Marble Factory	102,000
1631	Al-Manar Company for Food Industries	101,602
1632	Al-Imtiyaz Al-Daem Company for Sponge Manufacturing	100,800

1633	Al-Yamen Company for Importing Appliances, Electrical Materials, and Spare Parts	100,740
1634	Al-Raqi Al-Awal Company for Importing Furniture	100,500
1635	Al-Tadawul Company for Financial and Electronic Brokerage	100,229
1636	Al-Ikhwa Al-Libi Al-Awal Company for Importing Foodstuffs, Livestock, and Meat	100,100
1637	Al-Majd Al-Areeq Company for Importing Household Appliances	100,000
1638	Qasr Al-Fan Company for Importing Furniture	100,000
1639	Al-Madi Company for Importing Household and Electrical Appliances	98,960
1640	Delta International Company for Importing Household Appliances and electrical appliances	97,840
1641	Tarsin First Furniture Import Company	97,732
1642	Lamset Malak Foodstuffs Import Company	96,180
1643	Decor Tree Company for Importing Building Materials, Sanitary Supplies, and Accessories	95,964
1644	Al Amal Al Mutalaqi Company for Manufacturing PVC and Aluminum Doors and Windows	94,913
1645	Al Hasad Company for Poultry Breeding, Agricultural, and Animal Production	94,098
1646	Darghouth Company for Importing Medicines and Medical Equipment	93,673
1647	Al Shamelah Al Awwal Company for Importing Medical Equipment, Pharmaceuticals, and Maternity and Child Supplies	92,968
1648	Al Fousool Al Zahia Company for Importing Foodstuffs	92,893
1649	Al Khaleej Insulating Panels Manufacturing Company	92,200
1650	Nawa Al Nakhla Company for Importing Foodstuffs, Livestock, Meat, and Dairy Products	92,190
1651	Leen International Company for Importing Foodstuffs	90,671
1652	Asas International Company for Importing Decorative Materials, Hardware, and Cleaning Materials	90,051
1653	Al Mukhtar Company for Manufacturing Sweets and Foodstuffs	89,816
1654	Al Binaa Al Rasikh Company for Importing Building Materials, Sanitary Supplies, and Accessories	89,535
1655	Al Mashreq Company for Manufacturing Building Materials	88,920
1656	Al Namariq Al Mithalia Company for Importing Furniture	88,000
1657	Tobacts Libya Factory for Manufacturing Plastic Pipes	87,615
1658	Dunia Al Seha Company for Importing Medicines, Pharmaceuticals, and Maternity and Child Supplies	87,235
1659	Al Ummah Company for Importing Aluminum	86,749
1660	Al-Isnad Agricultural Company for importing agricultural pesticides	86,125
1661	Al-Tayeb Feed Manufacturing Company	86,050
1662	Al-Fawares Company for importing cars and spare parts	85,599
1663	Al-Salama Al-Mahmani Company for importing occupational safety equipment, road and environmental equipment	85,523
1664	Miftah Al-Aman Company for importing safes, keys, and locks	82,948
1665	Rubia Company for importing medical equipment and supplies	82,621
1666	Al-Mithali Al-Hadith Company for importing electrical and non-electrical appliances, materials, and spare parts	82,170
1667	Al-Wajha Al-Alamiya Company for importing building materials	81,600
1668	Al-Kawader Company for importing building materials, sanitary materials, and accessories, affiliated with Al-Bustan Holding Com	81,342
1669	Al-Mutamidoon Al-Awal Company for importing cleaning materials	81,160
1670	Thassas Company for Marble and Granite Manufacturing	81,000
1671	Stren Plastic Industries Company	80,000



1672	Droob Al-Mutawasit Company for Importing Building Materials, Sanitary Ware, and Accessories	79,976
1673	Aswad Tobacts Company for Importing Foodstuffs	79,801
1674	Aslak Company for Importing Electrical, Non-Electrical, and Household Appliances, Supplies, and Spare Parts	79,668
1675	Rama International Company for Importing Building Materials, Sanitary Ware, and Accessories	79,411
1676	Al-Jazeera Company for Importing Foodstuffs, Livestock, and Meat	77,840
1677	Al-Jawhara Al-Jadeeda Trading Company for Importing Foodstuffs	76,982
1678	Zain Al-Jawahir Company for Importing Foodstuffs	76,695
1679	Nawarat Al-Sharq Company for Importing Foodstuffs	76,500
1680	Al-Bariq Company for Importing Building Materials	76,393
1681	Shams Company for Manufacturing Metal Works and Mobile Homes	76,336
1682	Al-Rawi Company for Importing Agricultural Machinery, Supplies, and Spare Parts	75,006
1683	Al-Safwa Al-Raeda Company for Plastic Industries	74,660
1684	Beta Polymer Company for Chemical Industries	74,316
1685	Alteqniat Alhadita Company for Importing Agricultural Machinery, Supplies, and Accessories	73,542
1686	Alalam Almotahid Company for Technical Systems	73,330
1687	Wad Company for Importing Diapers and Paper Towels	73,072
1688	Bawabat Al-Jabal Company for Importing Foodstuffs, Livestock, and Meat	72,883
1689	Liptus Company for Importing Household and Electrical Appliances	72,342
1690	Nada Trablous Company For importing food, livestock, and meat	71,676
1691	Almasder Company for importing rollers and industrial equipment	70,461
1692	Alemtiaz Company for Feed Manufacturing	70,000
1693	Altasahoul Company for importing medical equipment, medicines, pharmaceutical preparations, and maternal and child supplies	69,638
1694	Alsaraha Aldaoulia Company for importing transportation means and accessories	69,460
1695	Miaah Alanajah Almadiniaa Company	69,089
1696	Almwaaked Company for installing and maintaining central heating	68,616
1697	Al-Shihab Al-Lami' Company for importing medical equipment, pharmaceutical preparations, and maternal and child supplies	68,279
1698	Al-Mukhtar Al-Mithalia Company for importing transportation means and accessories	68,216
1699	Eter Alsnoober Company for importing cleaning and cosmetic materials	67,882
1700	Alnasejoon Allibiyoun Company for manufacturing carpets and rugs	67,470
1701	Al-Zay Al-Watani Company for Importing Foodstuffs, Livestock, and Meat	67,415
1702	Al-Anaam Company for Importing Medicines, Equipment, and Veterinary Supplies	66,537
1703	Al-Tatawwar Al-Zira'i Company for Importing Agricultural Supplies	66,290
1704	Al-Alamiah Al-Motawwada Company for Importing Foodstuffs	65,641
1705	Al-Marai Al-Oula Company for Importing Foodstuffs, Livestock, and Meat	65,224
1706	Al-Burj Al-Munir Company for Importing Building Materials	65,200
1707	Al-Sha'a Al-Libi Company for Importing Foodstuffs	64,500
1708	Al-Majd Al-Dhahabia Company for Importing Transportation Equipment and Accessories	64,101
1709	Mersin Company for Importing and Packing Foodstuffs	64,000
1710	Saraya Rumaissa Company for Importing Cars and Spare Parts	63,691

1711	Amal Al-Tabia Company for Importing Agricultural Machinery, Supplies, and Spare Parts	62,931
1712	Al-Ibtisama Al-Safiah Company for Importing Medical Equipment	62,310
1713	Al-Safwa Al-Mudheela Company for Importing Cleaning Materials	61,759
1714	Alamat Al-Sharq Company for Importing Foodstuffs, Livestock, and Meat	61,200
1715	Marmar Libya Al-Oula Company for Importing Building and Sanitary Materials and Accessories	60,868
1716	Al-Tamur Al-Wataniah Company for Importing Foodstuffs, Livestock, and Meat	60,612
1717	Athal Aldowlia Company for Importing Medicines, Medical Equipment, and Maternity and Child Supplies	60,356
1718	Al-Muttahida Company for Importing Toys and Sports Equipment	60,034
1719	Khair Al-Barari Company for Feed Manufacturing	60,025
1720	Al-Ghusn Al-Fadhi Company for Importing Materials Food	59,459
1721	Alnojom Alibiya Company for Importing Foodstuffs	59,458
1722	Aliaf Libya Company for Fiberglass Manufacturing	59,312
1723	Al-Haris Aldowlia Company for Importing Carpets and Furniture	58,887
1724	Al-Tabi'a Company for Food Industries	58,404
1725	Al-Wifaq Company for Importing Transportation Equipment and Accessories	58,301
1726	Shorouk Libya Plastic Manufacturing Company	57,800
1727	Al-Shaqiq Company for Importing Machinery, Agricultural Supplies, and Spare Parts	57,541
1728	Lajhar Company for Importing Foodstuffs	57,500
1729	Al-Ibdaa Al-Hurr Company for Importing Clothing, Textiles, and Leather Products	57,096
1730	Afnan Al-Shajar Al-Akhdar Company for Importing Foodstuffs	56,065
1731	Bab Al-Asima Company for Importing Building Materials, Sanitary Supplies, and Accessories	54,900
1732	Bin Sulaiman Company for Importing Carpets and Furniture	53,855
1733	Al-Rahba Al-Jadida Company for Importing Foodstuffs	53,217
1734	Al-Bustan Foodstuff Company for Importing Foodstuffs / LLC	53,172
1735	Qimmat Al-Jabal Company for Importing Perfumes, Cosmetics, and Toiletries	52,832
1736	Hadaiek Al Jannat Company for Importing Machinery, Agricultural Supplies, and Spare Parts	52,650
1737	Argan Company for Importing Medicines, Medical Products, and Maternity and Child Supplies	51,826
1738	Al-Ruya Al-Sate'a Company for Importing Sanitary Supplies	51,756
1739	Kanz Al-Ard Company for Importing Transportation Equipment and Accessories (Limited Liability)	51,240
1740	Hadith Beirut Company for Importing Cleaning Materials	51,236
1741	Basariat Tripoli Company for Importing Optics and Accessories	49,747
1742	Triesta Food Industries Company	48,824
1743	Al-Seel Al-Khair Company for Importing Tea and Foodstuffs	47,880
1744	Al-Mizan Factory for Manufacturing Floor Tiles	47,624
1745	Almajmouaa Almotamyza Alhaditha Company for Importing Foodstuffs, Livestock, and Meat	47,500
1746	Al-Maeda Al-Taybeh Company for Importing Foodstuffs, Livestock, and Meat	45,754
1747	Nahj Al-Khair Company for Importing Foodstuffs, Livestock, and Meat	45,632
1748	Al-Imtiaz Aldowlia Company for Plastic and Paper Industries	44,460
1749	Al-Nahr Company for Importing Agricultural Equipment and Supplies	41,729

1750	Al-Hayat Al-Mubtkira Al-Munamayya Company for Importing Electrical and Home Appliances	41,505
1751	Rama Factory for Engineering Industries	40,823
1752	Aldhanat Almotahida Company for Importing Building Materials, Sanitary Supplies, and Accessories	40,481
1753	Tripolis Company for Insurance and Reinsurance Brokerage Services	39,749
1754	Al-Masar Al-Fadhi Company for Importing Household, Electrical, and Electronic Supplies and Accessories	38,250
1755	Aras Company for Importing Building Materials, Sanitary Supplies, and Accessories	35,999
1756	Mount Lebanon Company for Importing Cleaning Materials	35,456
1757	Jebal Atlas Company for Plastic Industries	35,000
1758	Al-Rayyan International Company for Importing Building Materials	34,200
1759	Al-Muthallath Company for PVC and Aluminum Manufacturing	32,400
1760	Abu Fares and Partners Company for Iron Industries	31,960
1761	Al-Shahabi Company for Importing Foodstuffs, Livestock, and Meat	31,500
1762	Al-Oud Al-Tayeb Company for Importing Decorative Materials, Hardware, and Cleaning Materials	31,213
1763	Berniq Al-Hadithah Company for Importing Garden and Agricultural Equipment	31,122
1764	Al-Qudra Alalamyiah Company for Technical Equipment	31,000
1765	Al-Mukhtar Insurance Company	29,600
1766	Al-Buraiq Al-Dhahabi Company for Importing Cleaning and Decoration Materials	29,008
1767	Al-Rif Al-Libi Company for Importing Agricultural Machinery, Supplies, and Spare Parts	27,572
1768	Al-Rubyani Company for Salt Industries	27,254
1769	Al-Tilal Company for Manufacturing Paper and Printing Supplies	25,630
1770	Zad Al-Bayt Company for Importing Foodstuffs	24,324
1771	Al-Matjar Al-Libi Company for Importing Hardware and Decoration Materials	23,883
1772	Al-Mutawakil Company for Feed and Grain Milling	12,750
1773	Masa'i Al-Emar Company for Importing Building Materials and Sanitary Materials	11,820

**Accepted Coverage Requests**  
**According to Goods or Services - Private Sector**  
**During (01/01 - 30/06/2025)**

**"Descending order"**

Order.	Goods or Services	Value in USD
1	Production and Operation Supplies	1,812,809,598
2	Miscellaneous Food Commodities	1,733,050,762
3	Building Materials and Construction Supplies	617,972,394
4	Machinery and Equipment	489,034,360
5	Transportation, tires, batteries and spare parts	437,812,553
6	Feeds	365,941,124
7	Electronic Equipment	362,984,104
8	Human Medicines	263,883,522
9	Live and frozen meat	258,068,641
10	Agricultural	177,501,369
11	Essential Commodity Production Requirements	166,841,830
12	Household and Household Electrical	154,002,650
13	Cleaning Materials	86,648,650
14	Milk, diapers and baby food	85,018,052
15	Airlines Transfers	64,841,035
16	Burniq Air requests	61,497,996
17	Milk	53,505,078
18	Cleaning Materials	51,249,467
19	ICT Services	48,105,609
20	Tobacco of all kinds	34,769,834
21	Iron and steel factory operating requirements	32,190,686
22	Clothing and Shoes	32,127,099
23	Furniture	30,613,186

24	Cheeses	30,313,919
25	Medical	28,535,158
26	Agricultural	28,385,622
27	Stationery	20,645,706
28	Miscellaneous	20,201,029
29	Hygienic materials	19,580,331
30	Various navigational services	16,624,953
31	Fruits and Vegetables	13,184,651
32	Butter	10,381,554
33	Importing a Gold Commodity	7,969,531
34	Veterinary Medicines	3,917,814
35	Carpets and Textiles	3,837,842
36	Ghee	3,781,339
37	Special requests for Libyan Wings Company	3,690,357
38	Fish and Marines	2,453,492
39	Insurance Companies Transfers	1,933,049
40	Other Goods	1,334,557
41	Libyan Air Transport Company	978,996
42	MedSky Airways Company requests	664,251
43	Oya Airways Company	647,618
44	Training Courses Transfers	41,135
45	Insurance Companies Requests	29,600
46	Flight Tickets	23,874
47	Ghadames Airways Company	21,171

**Accepted Coverage Requests**  
**According to Country of Origin - Private Sector**  
**During (01/01 - 30/06/2025)**

**"Descending order"**

Order.	Country of origins	Value in USD
1	Türkiye	2,044,149,448
2	China	945,485,713
3	Egypt	923,445,174
4	India	471,565,546
5	Russian Federation	369,508,028
6	Brazil	295,071,160
7	Italy	278,192,896
8	Ukraine	196,649,725
9	Tunisia	181,282,220
10	Thailand	176,655,734
11	Germany	154,079,089
12	United States	126,447,563
13	France	126,263,947
14	United Arab Emirates	120,940,822
15	Romania	106,861,543
16	Saudi Arabia	102,682,288
17	Ireland	87,006,342
18	Netherlands	82,736,483
19	Argentina	79,405,671
20	Spain	77,161,699
21	South Korea	48,888,317

22	Belgium	47,810,440
23	Europe	43,482,154
24	Indonesia	43,396,198
25	New Zealand	40,283,322
26	Poland	37,685,732
27	Sri Lanka	36,118,181
28	Japan	34,449,510
29	United Kingdom	32,292,804
30	Jordan	26,325,135
31	Ecuador	23,264,082
32	Sweden	22,390,894
33	Viet Nam	21,790,752
34	Algeria	20,511,272
35	Canada	17,061,629
36	Greece	16,693,019
37	Austria	16,673,654
38	Oman	13,507,191
39	Bulgaria	13,298,993
40	Iraq	12,543,250
41	Morocco	12,535,969
42	Slovenia	10,771,470
43	Serbia	10,140,734
44	Switzerland	8,902,299
45	Malta	8,264,916
46	Syria	7,483,484
47	Guatemala	6,400,000
48	Portugal	6,177,765

49	Hungary	5,002,656
50	Denmark	4,912,705
51	Finland	4,349,975
52	Lithuania	4,317,768
53	Asia	3,849,457
54	Colombia	3,318,720
55	Cambodia	2,300,323
56	Mexico	2,268,163
57	Malaysia	2,240,503
58	Pakistan	2,169,574
59	Slovakia	1,929,593
60	Gabon	1,848,541
61	Bahrain	1,622,236
62	Uruguay	1,493,450
63	Taiwan	1,422,945
64	Equatorial Guinea	1,283,845
65	Qatar	1,114,000
66	Norway	976,080
67	Australia	967,187
68	Costa Rica	944,121
69	Lebanon	936,638
70	South Africa	814,464
71	Singapore	526,537
72	Korea, North	497,860
73	Czech Republic	449,623
74	Sant Marino	416,260
75	Bangladesh	413,751



76	Monaco	407,931
77	Uganda	367,500
78	Namibia	344,819
79	Kenya	286,147
80	Nigeria	235,480
81	Yemen	167,300
82	Bosnia and Herzegovina	153,585
83	Kuwait	152,240
84	Turkmenistan	139,490
85	Kazakhstan	114,400
86	Cyprus	87,235
87	American Samoa	54,939
88	Estonia	13,461
89	Hong Kong S.A.R.	1,389

**Accepted Coverage Requests**  
**According to Beneficiary Country - Private Sectors**  
**During (01/01 - 30/06/2025)**

**"Descending order"**

Order.	Beneficiary Country	Value in USD
1	United Arab Emirates	2,104,946,475
2	Türkiye	1,661,560,144
3	Egypt	885,621,755
4	Switzerland	384,758,556
5	United Kingdom	319,176,704
6	China	305,735,311
7	Italy	224,878,731
8	Tunisia	218,911,647
9	Spain	132,898,739
10	Austria	122,271,394
11	Thailand	114,262,177
12	Japan	105,698,451
13	Netherlands	79,888,041
14	Jordan	67,038,980
15	France	63,721,139
16	Slovakia	59,124,616
17	Germany	55,310,169
18	South Korea	52,038,246
19	Singapore	51,702,692
20	Canada	41,928,409
21	Saudi Arabia	41,386,000

22	Belgium	39,311,682
23	Oman	34,791,231
24	Ukraine	32,782,966
25	Sri Lanka	32,299,890
26	Hong Kong S.A.R.	30,797,197
27	Indonesia	29,802,728
28	New Zealand	27,859,942
29	Malta	26,973,168
30	United States	25,510,517
31	India	25,210,375
32	Brazil	24,805,502
33	Bahrain	20,343,153
34	Algeria	19,304,147
35	Sweden	19,136,987
36	Morocco	17,721,743
37	Ireland	14,767,866
38	Greece	12,654,601
39	Slovenia	11,460,776
40	Poland	10,584,579
41	Hungary	10,154,705
42	Denmark	7,343,106
43	Ecuador	6,692,712
44	Australia	6,675,960
45	Cyprus	6,297,819
46	Portugal	5,682,392
47	Luxembourg	4,814,832
48	Mauritius	4,618,275

49	Viet Nam	4,013,465
50	Russian Federation	3,570,000
51	Romania	3,367,701
52	Bulgaria	3,268,170
53	Lithuania	3,046,752
54	Finland	2,595,620
55	Korea, North	2,423,380
56	Pakistan	2,169,574
57	Botswana	1,651,500
58	Georgia	1,207,125
59	Serbia	1,161,039
60	Qatar	1,114,000
61	Liechtenstein	1,070,493
62	Malaysia	1,023,350
63	Croatia	997,500
64	Lebanon	904,671
65	South Africa	814,464
66	Europe	581,673
67	Kenya	523,919
68	Argentina	359,424
69	Taiwan	354,827
70	Czech Republic	353,651
71	Sant Marino	310,355
72	Monaco	243,440
73	Nigeria	235,480
74	Libya	227,533
75	Colombia	187,488

76	Bosnia and Herzegovina	153,585
77	Kuwait	152,240
78	Gabon	110,063
79	Saint Helena	100,000
80	American Samoa	54,939
81	Sierra Leone	24,639
82	Estonia	13,461
83	Kazakhstan	4,400

**Accepted Coverage Requests**  
**List of all entities - Public Sector**  
**During (01/01 - 30/06/2025)**

**"Descending order"**

Order.	Entity Name	Value in USD
1	National Cancer Authority	188,009,583
2	Libyan Iron and Steel Company	171,167,315
3	Libya Development and Reconstruction Fund	118,853,507
4	Jalyana Free Zone	55,015,939
5	Almadar Aljadid Company	29,621,246
6	Administrative Centres Development Authority	21,178,317
7	National Development Agency	19,154,980
8	Aletihad Alarabee Contracting Company J.S.C	17,802,873
9	Az Zawiya Oil Refining Company	14,877,500
10	Libyana Mobile Phone Company	12,903,094
11	Afriqiyah Airways	7,619,520
12	Al Ahlia Cement Company J.S.C	3,303,026
13	National Mills and Feed Company	3,281,519
14	Libya Insurance Company	2,776,282
15	Housing and Utilities Projects Implementation Authority	2,735,717
16	Libya Telecom and Technology Company J.S.C	2,594,910
17	Misurata Free Zone	2,274,008
18	Libyan International Telecommunications Company	1,721,433
19	Libyan Airlines	1,204,403
20	Requests for Transportation Projects Board	1,105,340
21	Libyan Ports Company	769,199

22	Al-Moalej Al-Hakim Medical Services Company	557,960
23	Libyan Federation of Insurance Companies	489,533
24	Electrical Industries Company	454,230
25	Alinma Electric Investments Company	425,803
26	Tatweer Industrial Investment Company	321,900
27	Libyan Post Telecommunications & Information Technology Company	300,000
28	Awqaf General Authority and Islamic Affairs	197,910
29	Ataqneya Company for Telecom and Data	148,580
30	General Company for General Cleaning Services Tripoli	129,354
31	Libyan Ground Services Company	60,300
32	National Agricultural Aviation Authority	51,370
33	National Trailers Company J.S.C	50,309
34	Hatef Libya Company	42,999
35	Libyan Project Management Company with the private sector	40,500

**Accepted Coverage Requests**  
**According to Goods or Services - Public Sector**  
**During (01/01 - 30/06/2025)**

**"Descending order"**

Order.	Goods or Services	Value in USD
1	Human Medicines	188,009,583
2	Libyan Iron and Steel Company Requirements	101,779,847
3	Production and Operation Requirements	88,096,595
4	Housing Projects Authority Requests	77,947,042
5	Machinery and Equipment	77,663,725
6	Furniture	37,500,000
7	Transportation, Tires, Supplies and Spare Parts	21,732,804
8	Aletihad Alarabee Contracting Company J.S.C	16,095,000
9	Communications and IT Services	15,687,067
10	Almadar Aljadid Company	14,092,428
11	Libya Development and Reconstruction Fund	9,603,350
12	Airline Transfers	8,694,578
13	Libyana Mobile Phone Company Requests	4,941,797
14	Al Ahlia Cement Company J.S.C	3,303,026
15	Feeds	3,281,519
16	Insurance Company Transfers	3,260,898
17	Housing Projects Authority Requests	2,735,717



18	Libya Telecom and Technology Company	2,645,739
19	Essential Commodity Production Requirements	1,105,340
20	Training Course Transfers	652,978
21	Goods for Public Services	515,040
22	Port Operating Requirements	432,240
23	Libyan Ports Company	336,959
24	Port Operation and Maintenance Requirements	234,257
25	Electronic Devices	228,918
26	Production and Operation Services	214,600
27	Awqaf General Authority and Islamic Affairs	197,910
28	Libyan Airlines Requirements	123,434
29	Hatef Libya Company Operating Supplies	42,999
30	Medical Treatment Transfers	42,920
31	Miscellaneous	40,500
32	Airports Authority	1,649

**Accepted Coverage Requests**  
**According to Country of Origin - Public Sector**  
**During (01/01 - 31/05/2025)**

**"Descending order"**

Order.	Country of origin	Value in USD
1	United Arab Emirates	113,979,884
2	Brazil	102,510,671
3	Switzerland	60,481,191
4	Türkiye	59,327,388
5	United States	55,346,837
6	Ireland	44,301,098
7	China	41,531,530
8	Germany	33,273,542
9	Bahrain	28,942,861
10	Thailand	20,607,434
11	Spain	16,335,146
12	Angola	16,095,000
13	Greece	15,046,980
14	France	12,215,458
15	India	11,356,401
16	Egypt	10,003,761
17	Austria	9,953,837
18	Sweden	7,183,983
19	United Kingdom	4,599,679
20	Italy	3,337,402

21	Ukraine	3,281,519
22	Argentina	2,048,068
23	Tunisia	1,760,196
24	Luxembourg	1,692,150
25	Hong Kong S.A.R.	1,646,648
26	Jordan	1,153,185
27	Finland	938,151
28	Saudi Arabia	819,873
29	Belgium	399,087
30	Portugal	287,543
31	Malta	269,985
32	Poland	196,885
33	Canada	95,894
34	Bulgaria	71,153
35	Lithuania	68,136
36	Mauritius	40,436
37	Netherlands	30,959
38	Denmark	10,508

**Accepted Coverage Requests**  
**According to Beneficiary Country - Public Sector**  
**During (01/01 - 30/06/2025)**

**"Descending order"**

Order.	Beneficiary Country	Value in USD
1	United Arab Emirates	182,543,482
2	Switzerland	139,125,488
3	Brazil	76,998,483
4	United Kingdom	45,364,648
5	China	39,042,350
6	Bahrain	29,092,861
7	Jordan	20,835,979
8	Qatar	20,607,434
9	Germany	17,751,171
10	Angola	16,095,000
11	Greece	15,046,980
12	Netherlands	14,926,828
13	France	12,340,462
14	Italy	11,389,108
15	Tunisia	6,384,633
16	United States	5,799,068
17	Spain	5,596,321
18	Türkiye	5,521,803
19	Egypt	3,312,761
20	Austria	3,153,375

21	Argentina	2,048,068
22	India	1,784,251
23	Finland	1,777,843
24	Hong Kong S.A.R.	1,646,648
25	Saudi Arabia	819,873
26	Sweden	583,944
27	Malta	434,154
28	Belgium	399,087
29	Portugal	287,543
30	Luxembourg	231,500
31	Canada	95,894
32	Bulgaria	71,153
33	Lithuania	68,136
34	Mauritania	40,436
35	Lebanon	13,186
36	Denmark	10,508

**Accepted Coverage Requests**  
**Foreign Transfers - Salaries**  
**During (01/01 - 30/06/2025)**

**"Descending order"**

<b>Order.</b>	<b>Entity</b>	<b>Value in USD</b>
1	Egypt Air Company	14,807,022
2	Turkish Airlines Air Transport Company	6,980,692
3	Sahara Bank	4,035,617
4	Al Andalus Bank Company	4,000,000
5	Wahda Bank	1,229,644
6	Mediterranean Bank	755,000
7	Daman Islamic Bank	597,873
8	Al Masdar Exchange Services Company	463,000
9	Islamic Finance Bank	428,786
10	Arab Islamic Investment Bank Banking	400,000
11	(35) Salary transfers for foreigners	397,353
12	Alaman Bank for Trade and Investment	303,444
13	National Commercial Leasing Company	166,315

## Accepted coverage requests

By beneficiary country - **various entities and salary transfers for foreigners**

During (01/01 - 30/06/2025)

**"Descending order"**

Order.	Beneficiary Country	Value in USD
1	Egypt	15,190,290
2	Türkiye	6,999,592
3	United States	4,400,000
4	Lebanon	2,719,242
5	United Arab Emirates	1,423,305
6	Tunisia	1,355,382
7	United Kingdom	755,000
8	Switzerland	750,000
9	France	303,444
10	Ireland	193,368
11	Belgium	133,193
12	Philippines	100,185
13	Ukraine	74,282
14	India	37,740
15	Uzbekistan	29,800
16	Slovakia	29,687
17	Jordan	26,600
18	Bangladesh	15,785
19	Bahrain	9,897
20	Poland	7,585
21	Germany	5,429
22	Romania	4,940