

Central Bank of Libya

Commercial Banks' Uses of Foreign Exchange

During (1/1 - to 31/07/2025)



Research and Statistics Department

Foreign Exchange Expenditures' Movement Analysis

From 1/1 – to 31 /07/2025

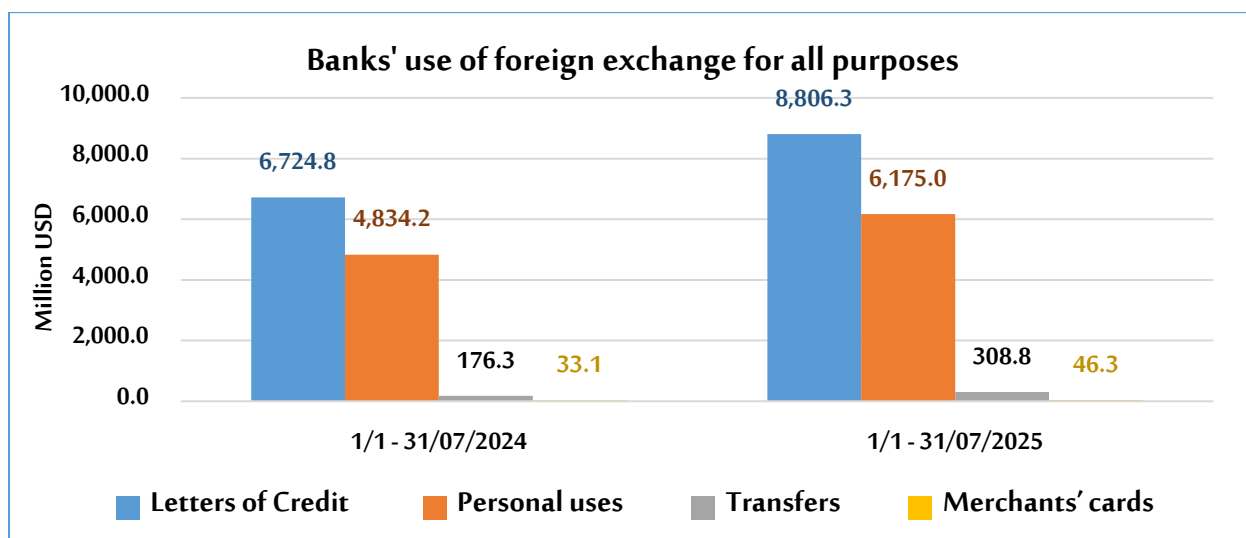
The total uses of foreign exchange by banks from 1/1 – to 31/07/2025 recorded to about \$15,336,369,101 compared to \$11,768,435,161 during the same period of 2024, which is an increase of about \$3,567,933,940 with a rate of 30.2%.

The letters of credit accounted for 57.4% of total bank uses of foreign exchange, personal purposes accounted for 40.3% of total bank uses of foreign exchange, while transfers accounted for only 2.3% of total uses.

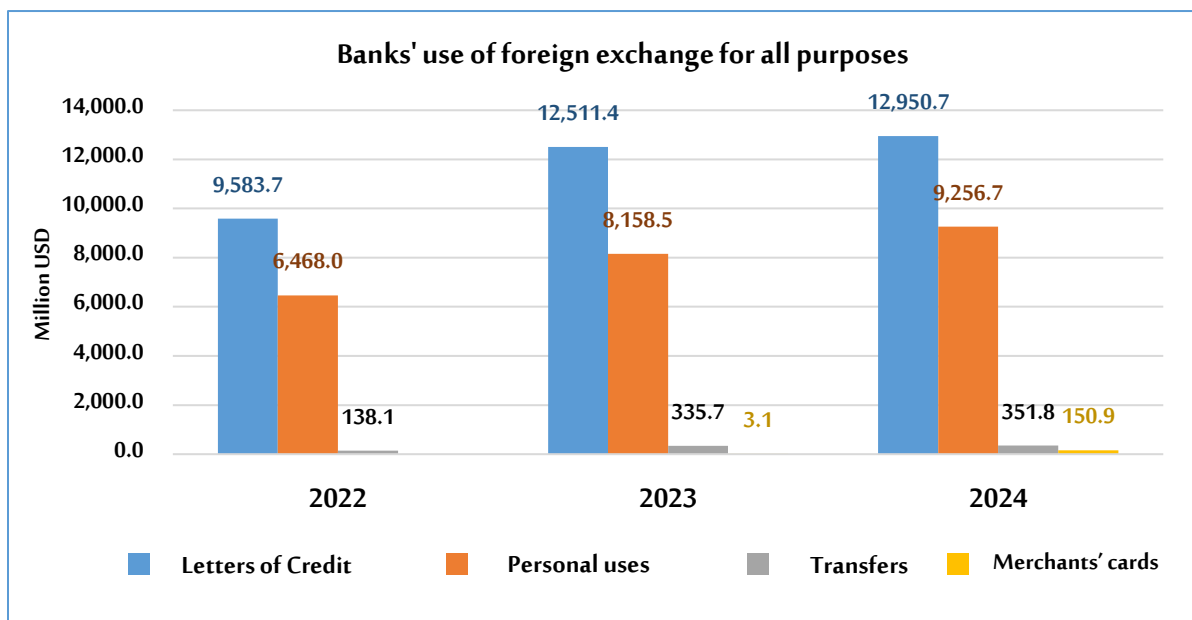
The actual banks' uses of foreign exchange for all purposes

" in USD "

Item	From 1/1 to 31/07 of 2024	From 1/1 to 31/07 of 2025	Change in value	Percentage change
Letters of Credit	6,724,825,022	8,806,314,710	2,081,489,688	31.0
Transfers	176,276,239	308,753,506	132,477,267	75.2
Personal uses	4,834,245,900	6,174,966,110	1,340,720,210	27.7
Merchants' cards	33,088,000	46,334,776	13,246,776	40.0
Total	11,768,435,161	15,336,369,101	3,567,933,940	30.3



The following chart shows the banks' actual uses of foreign currency during the last three years (2022-2024):



Amounts sold to banks in foreign exchange for all purposes:

According to the table below, which illustrates the values sold of foreign exchange by banks, it is clear that [Aman Bank for Trade and Investment](#) was the most bank purchased foreign exchange from 1/1 – to 31/07/2025 with a market share of 18.1%, as the total amounts of foreign exchange purchased was about \$2,778,277,104, followed by [National Commercial Bank](#) with a market share of 13.1%, as the total amounts of foreign exchange purchased was about \$2,006,938,037, then [Jumhouria Bank](#) was in the third place with a value of \$1,433,834,669. Then [Wahda Bank](#) was ranked in fourth place with a value of \$1,363,496,200, then [United Bank for Trade and Commerce](#) was in fifth place with a value of \$910,631,356. Then [Nuran Bank](#) was ranked in sixth place with a value of \$894,616,508. The following banks come in terms of relative importance in order: [North African Bank](#), [Assaray Bank Trade and Investment Bank](#), [Bank of Commerce and Development](#), [Libyan Islamic Bank](#), [Sahara Bank](#), and [Yaqeen Bank](#), as shown in the table below, which also contains the order in which banks were in the same period of 2024.

Ranking of banks according to the total amounts sold of foreign exchange.

Bank	From 1/1 to 31/07 of 2024			From 1/1 to 31/07 of 2025		
	Order	Value in USD	Market Share	Order	Value in USD	Market Share
Aman Bank for Trade and Investment	2	1,664,581,759	14.1%	1	2,778,277,104	18.1%
National Commercial Bank	1	1,989,495,704	16.9%	2	2,006,938,037	13.1%
Jumhouria Bank	3	1,388,971,253	11.8%	3	1,433,834,669	9.3%
Wahda Bank	4	1,071,513,076	9.1%	4	1,363,496,200	8.9%
United Bank for Commerce and Investment	6	732,458,912	6.2%	5	910,631,356	5.9%
Nuran Bank	5	1,054,101,415	9.0%	6	894,616,508	5.8%
North African Bank	11	434,319,353	3.7%	7	809,866,633	5.3%
Assaray Trade and Investment Bank	13	306,619,949	2.6%	8	786,032,056	5.1%
Bank of Commerce and Development	8	632,109,328	5.4%	9	761,626,126	5.0%
Libyan Islamic Bank	7	709,562,365	6.0%	10	658,442,494	4.3%
Sahara Bank	9	563,155,864	4.8%	11	571,193,039	3.7%
Yaqeen Bank	18	33,453,265	0.3%	12	439,202,935	2.9%
Andalus Bank	10	475,634,877	4.0%	13	433,640,093	2.8%
Libyan Foreign Bank	17	71,572,279	0.6%	14	352,389,962	2.3%
First Gulf Libyan Bank	12	335,309,756	2.8%	15	350,437,793	2.3%
Tadhamon Bank	15	97,558,518	0.8%	16	224,052,087	1.5%
Mediterranean Bank	16	76,629,072	0.7%	17	195,957,469	1.3%
Alwaha Bank	14	110,035,301	0.9%	18	119,300,023	0.8%
National Union Bank	20	4,000	0.0%	19	108,599,906	0.7%
Arab Investment Islamic Bank	-	-	-	20	105,903,445	0.69%
Alwafa Bank	19	21,349,113	0.2%	21	31,931,168	0.2%
Total	-	11,768,435,161	100.0%	-	15,336,369,101	100.0%



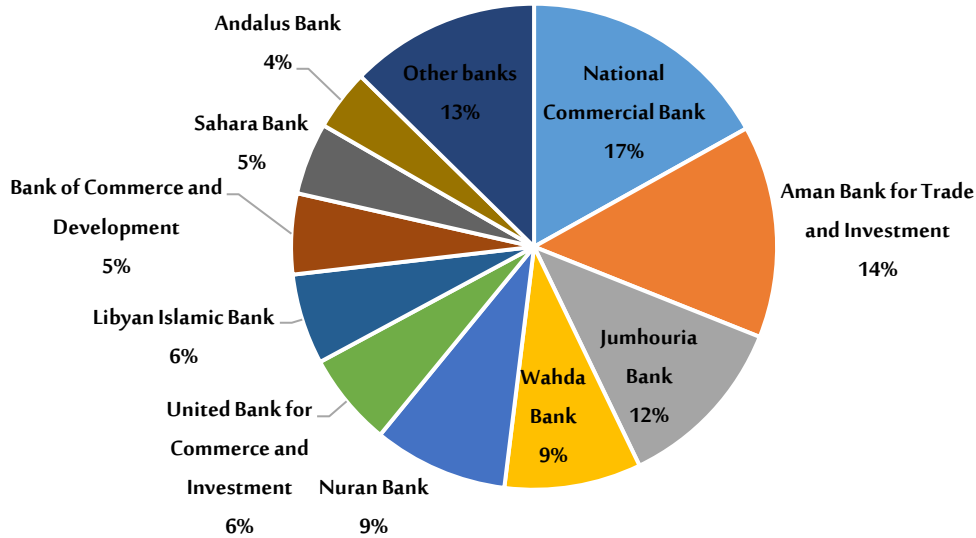
Order	Bank	Letters of Credit		Miscellaneous Transfers		Personal Purposes		Merchants' cards	
		From 1/1 to 31/07 of 2024	From 1/1 to 31/07 of 2025	From 1/1 to 31/07 of 2024	From 1/1 to 31/07 of 2025	From 1/1 to 31/07 of 2024	From 1/1 to 31/07 of 2025	From 1/1 to 31/07 of 2024	From 1/1 to 31/07 of 2025
-1	Aman Bank for Trade and Investment	464,101,022	841,414,569	1,729,438	3,506,535	1,184,755,800	1,910,314,000	13,995,500	23,042,000
-2	National Commercial Bank	1,202,599,081.620	1,156,238,771	2,406,122	219,666	772,340,500	847,529,600	12,150,000	2,950,000
-3	Jumhouria Bank	862,357,256	915,586,481	3,912,197	1,202,588	522,701,800	517,045,600	0	0
-4	Wahda Bank	540,026,035	818,183,339	424,841	114,148,261	531,062,200	431,164,600	0	0
-5	United Bank for Commerce and Investment	364,331,412	443,193,356	0	0	368,127,500	465,338,000	0	2,100,000
-6	Nuran Bank	840,102,497	607,657,082	14,119,018	1,093,150	193,437,400	276,564,200	6,442,500	9,302,076
-7	North African Bank	226,534,719	522,004,948	20,157,834	11,525,585	187,326,800	274,056,100	300,000	2,280,000
-8	Assaray Trade and Investment Bank	248,413,423	717,683,336	28,826	10,365,920	58,177,700	55,457,800	0	2,525,000
-9	Bank of Commerce and Development	247,993,334	309,979,443	50,804,293	37,845,583	333,311,700	413,458,100	0	343,000
-10	Libyan Islamic Bank	469,316,298	432,210,142	10,092,068	2,874,441	230,154,000	222,168,710	0	1,189,200
-11	Sahara Bank	302,228,033	307,201,309	9,947,631	22,584,829	250,980,200	241,406,900	0	0
-12	Yaqeen Bank	-1,643,135	254,095,755	0	9,603,280	34,896,400	174,350,400	200,000	1,153,500
-13	Andalus Bank	400,664,308	327,814,093	13,901,269	4,000,000	61,069,300	101,826,000	0	0
-14	Libyan Foreign Bank	43,764,106	274,137,194	27,206,673	78,252,768	601,500	0	0	0
-15	First Gulf Libyan Bank	316,772,349	341,359,206	17,576,207	8,555,487	961,200	523,100	0	0
-16	Tadhamon Bank	86,091,218	171,874,587	2,000,000	0	9,467,300	52,177,500	0	0
-17	Mediterranean Bank	60,697,472	89,409,269	14,000	755,000	15,917,600	104,343,200	0	1,450,000
-18	Alwaha Bank	38,683,680	41,324,823	1,955,821	0	69,395,800	77,975,200	0	0
-19	National Union Bank	0	107,518,406	0	0	4,000	1,081,500	0	0
-20	Arab Investment Islamic Bank	-	103,675,032	-	2,220,413	-	8,000	-	0
-21	Alwafa Bank	11,791,913	23,753,568	0	0	9,557,200	8,177,600	0	0
	Total Grand	6,724,825,022	8,806,314,710	176,276,239	308,753,506	4,834,245,900	6,174,966,110	33,088,000	46,334,776



Amounts sold to banks in foreign exchange - According to purpose.

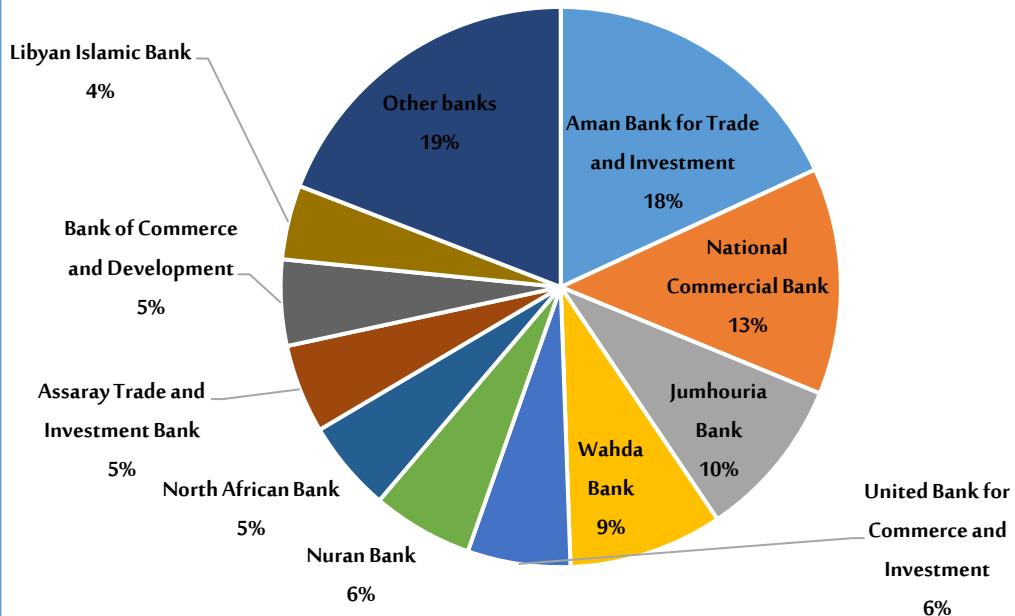
Relative importance by bank for foreign exchange uses

(1/1 - 31/07/2024)



Relative importance by bank for foreign exchange uses

(1/1 - 31/07/2025)



Accepted banks' requests to cover Letters of Credit and transfers, except for personal purposes, from 1/1 – to 31/07/2025:

As part of monitoring the movement of foreign exchange demand through commercial banks, the number of beneficiaries (companies, factories, public and other entities, and foreign individual salaries) whose applications for documentary credits and various remittances (excluding personal purposes) were accepted during the period from 1/1 – to 31/07/2025, reached approximately 2,034 entities, with a total of 8,827 applications accepted. Letters of credit accounted for the largest share of applications, amounting to 7,456 applications, representing 84.5% of the total accepted applications, as shown in the following tables:

Number of accepted applications for foreign exchange purchase - by sectors

Sectors	Number of companies, factories, or entities
Private Sector	1,943
Public Sector	37
Miscellaneous Entities	54
Total	2,034

Number of accepted applications for foreign exchange purchases by type of transfer

Transfer type	Number of requests			Total	Relative Importance %
	Private Sector	Public Sector	Banking Sector		
Letters of Credit	7,310	139	7	7,456	84.47%
Airlines Transfers	876	37	14	927	10.50%
Commercial Transfers	77	112	6	195	2.21%
Other Transfers	18	67	49	134	1.52%
Insurance Transfers	19	44	0	63	0.71%
Salary Transfers	0	0	42	42	0.48%
Industrial Transfers	6	0	0	6	0.07%
Gold Import Transfer	4	0	0	4	0.05%
Total	8,310	399	118	8,827	100.00%

1. Private Sector

The number of private sector companies and factories whose applications for documentary credits and various transfers to purchase foreign currency from banks were approved during the period from (1/1 - until 31/07/2025), reached approximately **1,943** entities.

Private sector applications for imports of production and operating supplies and various food commodities ranked first and second in terms of the value of applications submitted during the period, representing 24.8% and 21.8%, respectively, of the total foreign currency purchase applications.

At the corporate level, Waad Libyan Cement and Building Materials Company ranked first in terms of the value of applications, followed by the United Libyan Beverage Bottling Company in second place.

The attached tables below show the distribution of applications by type and value of imported goods and services, in addition to a list of the top 100 companies in terms of the value of foreign currency purchase applications during the period.

Purchase orders for the top fifty goods or services - Private sector

During the period (1/1 – 31/07/2025)

"Descending order "

Order.	Company or factory	Value in USD	Relative Importance %
1	Production and Operation Supplies	2,284,725,092	24.75%
2	Miscellaneous Food Commodities	2,009,074,994	21.77%
3	Building Materials and Construction Supplies	752,420,831	8.15%
4	Machinery and Equipment	616,046,921	6.67%
5	Transportation, tires, batteries and spare parts	512,302,158	5.55%
6	Feeds	433,535,022	4.70%
7	Electronic Equipment	426,270,398	4.62%
8	Human Medicines	318,354,354	3.45%
9	Live and frozen meat	292,857,672	3.17%
10	Agricultural	223,910,281	2.43%



11	Household and Household Electrical	187,919,304	2.04%
12	Essential Commodity Production Requirements	178,618,125	1.94%
13	Cleaning Materials	118,452,952	1.28%
14	Burniq Air requests	100,685,680	1.09%
15	Milk, diapers and baby food	97,881,949	1.06%
16	Airlines Transfers	77,862,026	0.84%
17	Cleaning Materials	60,880,312	0.66%
18	ICT Services	59,996,133	0.65%
19	Milk	58,591,810	0.63%
20	Tobacco of all kinds	46,954,874	0.51%
21	Iron and steel factory operating requirements	32,190,686	24.75%

Purchase orders by the most important hundred companies - **Private sector**

During the period (1/1 – 31/07/2025)

"Descending order"

Order.	Company or Factory	Value in USD
1	Waad allibya for Cement and Building Materials Industry	177,045,000
2	Allibya almotahida for Beverage Packaging	110,737,822
3	Berniq Aviation	100,685,680
4	Aljoda alalamia alawla for Feed, Flour Mills, and Food Industries	98,803,185
5	Toyota Libya for Car Trading, Spare Parts, Import and Export	95,080,085
6	Basmaty for Food Industries	89,764,464
7	Wadi alkouf for Mills, Feed, and Rice Milling	77,661,923
8	Allibya Cement for Building Materials Industry	75,110,000
9	Almoheet for Oil Refining	75,110,000
10	Aali Sidra for Building Materials Industry	69,753,014
11	Africa for Beverage Packaging	69,601,218
12	Aldoqa aldahabiya for Food Industries	68,198,406
13	Solb Libya almohtad for Iron and Steel Industry	67,234,066
14	Alnaseem for Food Industries	66,578,218
15	Majmoat alemtiaz for Importing Various Means of Transport and Accessories	59,787,132
16	Nabd alatlas for Importing Foodstuffs, Livestock, and Meat	53,672,111
17	Qartoba for Mills and Feed	51,606,021
18	Aljayed for Importing Foodstuffs	49,679,207



19	Alshorouq alalami for Food Industries	48,786,271
20	Aljibal for Feed Industry	48,412,640
21	Alwesam althahabi for Flour Industry and Rice Milling	48,338,206
22	Ghitha alneel for Importing Foodstuffs, Vegetables, Fresh Fruits, Livestock, and Meat	46,193,031
23	Alzrqaa aldawliya for Food Industries	46,170,838
24	Alsharq alliby for Mills, Feed, and Rice Milling	45,633,800
25	Almaher aldawli for Mills and Feed	44,193,573
26	Almotakhasis alhadith for Food and Soft Drink Industry	41,838,950
27	Marmara alandalus for Importing Building Materials and Sanitary Ware	39,653,775
28	Aali alandalus for Food Industries	39,302,079
29	Almotahida alarabiya for Cleaning Materials Industry	39,036,700
30	Alsad aljadeed for Feed and Its Derivatives Industry	39,018,437
31	Droub Libya for Importing Means of Transport and Accessories	38,245,574
32	Albariqa albayda for Oil Services	37,974,000
33	Althamarat allibya for Importing Foodstuffs, Fruits, and Meat	37,532,288
34	Alshams alsateaa for Food Industries	36,322,216
35	Majmoat almaurwa for Mills, Feed, and Rice Milling	36,266,863
36	Aldroub for Bitumen, Tar, and Insulation Manufacturing	35,466,000
37	Basmat aljoda for Importing Foodstuffs, Livestock, and Meat	32,891,253
38	Sama allibya for Importing Foodstuffs, Livestock, and Meat	32,655,780
39	Fardas for Pasta and Couscous Industry	32,281,962
40	Jody for Food Industries	31,835,711
41	Jenan alkhair almutamayyza for Building Materials Industry and Accessories	31,603,467
42	Almadad for Importing Building Materials	30,797,832
43	Altaawon for Feed Industry	30,434,500
44	Aljayed for Food Industries	30,226,682
45	Alpha for Importing Medicines, Medical Equipment, Medical Preparations, and Mother & Child Supplies	29,976,614
46	Almaraee alkhassba for Mills, Feed, and Rice Milling	29,466,000
47	Tajoura alhaya for Food Industries	28,991,986
48	Alnasia alittihadia for Importing Foodstuffs, Livestock, and Meat	28,948,135
49	Tamer Hend for Importing Cars and Spare Parts	28,517,729
50	Qartaj for Food Industries	28,129,359
51	Atlas alfania for Food Industries	28,070,757
52	Rayan for Mills and Feed	26,873,071
53	Tripoli alkobra for Tomato and Food Packaging	26,576,700



54	Badia alsahraa for Importing Means of Transport and Accessories	26,288,225
55	Almotawaset for Feed Industry	25,272,500
56	Almesk alabyad for Importing Foodstuffs, Livestock, and Meat	24,941,910
57	Alhaj Anwar for Importing Foodstuffs, Livestock, and Meat	24,463,419
58	Albailasan for Medical Supplies Industry	24,414,850
59	Alsawahil althahabiya for Importing Foodstuffs	24,379,347
60	Altasameem alraeda for Building Materials Industry	24,294,352
61	Alsandan almoataaliq for Food and Soft Drink Industry	24,007,241
62	Oya International Aviation Limited	23,880,904
63	Ghalia for Importing and Distributing Foodstuffs	23,680,040
64	Majmoat almawashi alhaya for Importing Foodstuffs, Livestock, and Meat	23,563,380
65	Majmoat alraedon for Building Materials Industry	23,544,185
66	Ard alataa for Food Industries	23,124,038
67	Almasbouat for Building Materials Industry	23,121,603
68	Tareq alqara for Importing Foodstuffs	22,890,598
69	Alrayhan for Food Industries	22,853,388
70	SAS for Building Materials, Paints, Plastics, and Raw Materials Industry	22,468,390
71	Bashaer alzahraa for Food and Soft Drink Industry	22,412,580
72	Adwaa Africa for Importing Foodstuffs, Livestock, and Meat	22,317,167
73	Tayseer aldaewia for Importing Medical Equipment, Medicines, Medical Preparations, and Mother & Child Supplies	22,305,377
74	Donia Libya for Food Industries	22,263,250
75	Alandalus for Pesticide Industry	22,192,550
76	Super for Building Materials, Paints, Plastics, and Raw Materials Industry	21,950,800
77	Alnajah alraeda for Engineering Industries	21,674,910
78	Alrafiq alamtal for Building Materials Industry	21,601,335
79	Alshot aljadeed for Importing Tobacco, Cigarettes, and Accessories	21,013,800
80	Almadaq alttayeb for Importing Foodstuffs, Livestock, and Meat	20,541,100
81	Dar Qartoba for Importing Medical Equipment, Medicines, Medical Preparations, and Mother & Child Supplies Ltd.	20,162,180
82	Alnaeem for Mills, Feed, and Grains	20,078,125
83	Alsfez alraqi for Importing Household Items, Electrical and Electronic Devices	20,043,749
84	Albonyan for Metal Smelting and Rolling	19,990,270
85	Osol altaqnia for Electronic and Electrical Devices Industry	19,947,400
86	Alwesal allibya for Mills and Feed	19,943,110

87	Gargar for Agricultural and Animal Investment	19,784,000
88	Majmoat alfakhama for Metal Smelting and Forming	19,650,047
89	Qasreen aldaaa for Importing Medical Equipment, Medicines, and Medical Preparations	19,588,818
90	Allibya Group for Oil and Energy Services	19,581,000
91	Asarya althahabiya for Importing Foodstuffs	19,157,336
92	Alnafetha alsihaia for Importing Medical Equipment and Supplies	19,098,494
93	Alfoulaz for Aluminum Industry of All Types	19,001,840
94	Majmoat alemtiaz for Importing Agricultural Machinery and Supplies	18,986,605
95	Panorama almutawaset for Mills and Feed Ltd.	18,962,584
96	Hadrian for Importing Foodstuffs Ltd.	18,874,539
97	Zahret alghithaa for Importing Foodstuffs, Vegetables, Fruits, and Livestock	18,796,421
98	Alajniha allibya Aviation Joint Stock Company	18,691,227
99	Atheel for Feed and Flour Mills Industry	18,498,825
100	Aldoqa aldawlia for PVC and Its Derivatives Industry	18,321,956

Banks' requests for letters of credit and remittances - Private sector

(By most important beneficiary countries)

An analysis of the distribution of foreign exchange purchase requests submitted by the private sector through commercial banks revealed that 85 countries around the world benefited from these requests. The table below shows that 29.3% of total bank transfers covering letters of credit and various remittances during the period (1/1 - until 31/07/2025), were directed to the United Arab Emirates, which topped the list of beneficiary countries.

Turkey came in second with 22.1%, followed by the Arab Republic of Egypt with 10.8%, and Switzerland with 4.8%.

The following table lists the top twenty countries that benefited from private sector foreign exchange requests during the indicated period.

Banks' requests for letters of credit and transfers - Private Sector

(according to the most important beneficiary countries)

During (1/1 – 31/07/2025)

Order.	Beneficiary Country	Value in USD	Relative Importance %
1	United Arab Emirates	2,708,301,612	29.3%
2	Türkiye	2,040,787,776	22.1%
3	Egypt	994,889,389	10.8%
4	Switzerland	443,547,859	4.8%
5	China	365,376,313	4.0%
6	United Kingdom	348,434,134	3.8%
7	Italy	266,754,291	2.9%
8	Tunisia	263,379,636	2.9%
9	Spain	170,980,849	1.9%
10	Austria	127,638,094	1.4%
11	Thailand	125,803,456	1.4%
12	Japan	116,290,258	1.3%
13	Netherlands	93,098,669	1.0%
14	Slovakia	78,688,816	0.9%
15	France	78,041,072	0.8%
16	Jordan	72,937,732	0.8%
17	Singapore	71,752,008	0.8%
18	Germany	63,609,411	0.7%
19	South Korea	62,313,365	0.7%
20	Saudi Arabia	48,070,982	0.5%

Banks' requests for letters of credit and transfers - Private sector

(According to the most important countries of origin of goods or services)

The table below shows the values of banks' foreign exchange orders by country of origin of goods or services during the period (1/1 - 31/07/2025) of the private sector. The goods and services of Turkish origin ranked first and accounted for **26.4%** of the total accepted purchase orders, imports of goods and services of Chinese origin were second attributed to **12.6%** of the



total. While, goods and services of Egypt origin ranked third and accounted for **11.4%**, and goods and services of Indian origin represented **6.2%** and Russian origin accounted **4.8%** of the total. The following table shows the twenty most important countries of origin for goods or services.

Banks' requests for letters of credit and transfers - Private sector
(According to the most important countries of origin of goods or services)

During (1/1 – 31/07/2025)

Order.	Country of origins	Value in USD	Relative Importance %
1	Türkiye	2,437,561,069	26.4%
2	China	1,345,441,753	14.6%
3	Egypt	1,051,965,933	11.4%
4	India	567,705,971	6.2%
5	Russian Federation	444,820,140	4.8%
6	Italy	310,660,136	3.4%
7	Brazil	306,401,802	3.3%
8	Tunisia	213,981,702	2.3%
9	Ukraine	205,167,357	2.2%
10	Thailand	195,805,352	2.1%
11	Germany	177,826,991	1.9%
12	United Arab Emirates	171,874,264	1.9%
13	United States	151,485,140	1.6%
14	France	148,934,418	1.6%
15	Romania	144,685,218	1.6%
16	Saudi Arabia	117,057,294	1.3%
17	Spain	97,271,722	1.1%
18	Netherlands	96,744,818	1.0%
19	Ireland	92,141,051	1.0%
20	Argentina	90,287,230	1.0%

2. Public Sector

The number of public sector entities whose applications for foreign currency through banks to cover documentary credits and other remittances were approved during the period (1/1 - until 31/07/2025), reached approximately 37 entities.

Machinery and equipment supply credits topped the list of applications in terms of relative importance, accounting for 21.2% of the total foreign currency purchase applications approved for the public sector. Human medicine came in second place, accounting for 20.4% of the total.

The Libyan Iron and Steel Company ranked first in terms of the volume of accepted applications, amounting to approximately \$244.3 million. This was followed by the National Cancer Control Authority with a total of \$188 million, and then the Development and Reconstruction Fund of Libya with a total of \$118.9 million.

The following tables detail the approved applications for the purchase of goods or services, by public entity, during the indicated period.

Purchase orders by commodity or service - public sector

During the period (1/1 – 31/07/2025)

"Descending order"

Order.	Goods or Services	Value in USD	Relative Importance %
1	Machinery and Equipment	195,252,436	21.2%
2	Human Medicines	188,009,583	20.4%
3	Libyan Iron and Steel Company Requirements	147,670,537	16.1%
4	Production and Operation Requirements	134,887,769	14.7%
5	Housing Projects Authority Requests	85,808,181	9.3%
6	Furniture	37,500,000	4.1%
7	Transportation, Tires, Supplies and Spare Parts	24,566,189	2.7%
8	Communications and IT Services	16,237,067	1.8%
9	Aletihad Alarabee Contracting Company J.S.C	16,095,000	1.7%
10	Almadar Aljadid Company	14,092,428	1.5%



11	Social Security Fund	10,000,000	1.1%
12	Airline Transfers	9,622,485	1.0%
13	Libya Development and Reconstruction Fund	9,603,350	1.0%
14	Insurance Company Transfers	6,606,677	0.7%
15	Libyana Mobile Phone Company Requests	4,941,797	0.5%
16	Libya Telecom and Technology Company	4,213,481	0.5%
17	Al Ahlia Cement Company J.S.C	3,774,705	0.4%
18	Feeds	3,281,519	0.4%
19	Housing Projects Authority Requests	2,735,717	0.3%
20	Essential Commodity Production Requirements	1,105,340	0.1%

Purchase orders by entities - Public Sector

During the period (1/1 – 31/07/2025)

"Descending order"

Order.	Entity Name	Value in USD
1	Libyan Iron and Steel Company	244,321,007
2	National Cancer Authority	188,009,583
3	Libya Development and Reconstruction Fund	118,853,507
4	Jalyana Free Zone	118,119,999
5	Social Security Fund	65,406,250
6	Almadar Aljadid Company	29,621,246
7	Az Zawiya Oil Refining Company	29,000,500
8	National Development Agency	26,129,514
9	Aletihad Alarabee Contracting Company J.S.C	22,662,275
10	Administrative Centres Development Authority	21,178,317
11	Libyana Mobile Phone Company	12,903,094
12	Afriqiyah Airways	8,267,697
13	Libya Insurance Company	5,944,766
14	Libya Telecom and Technology Company J.S.C	4,162,652
15	Al Ahlia Cement Company J.S.C	3,774,705
16	National Mills and Feed Company	3,281,519
17	Misurata Free Zone	3,177,463
18	General Company for General Cleaning Services Tripoli	3,114,350
19	Housing and Utilities Projects Implementation Authority	2,735,717



20	Libyan International Telecommunications Company	1,721,433
21	Libyan Airlines	1,449,648
22	Libyan Ports Company	1,125,005
23	Requests for Transportation Projects Board	1,105,340
24	Electrical Industries Company	744,991
25	Libyan Federation of Insurance Companies	666,828
26	Al-Moalej Al-Hakim Medical Services Company	557,960
27	Alinma Electric Investments Company	425,803
28	Tatweer Industrial Investment Company	321,900
29	Libyan Post Telecommunications & Information Technology Company	300,000
30	Libyan Cement Company for Building Materials Industry	255,009
31	Awqaf General Authority and Islamic Affairs	197,910
32	Ataqneya Company for Telecom and Data	148,580
33	Libyan Ground Services Company	94,785
34	National Agricultural Aviation Authority	51,370
35	National Trailers Company J.S.C	50,309
36	Hatef Libya Company	42,999
37	Libyan Project Management Company with the private sector	40,500



3. Miscellaneous:

Accepted Coverage Requests

Foreign Transfers - Salaries

During (01/01 - 31/07/2025)

"Descending order"

Order.	Entity	Value in USD
1	Egypt Air Company	17,874,024
2	Turkish Airlines Air Transport Company	11,958,804
3	Sahara Bank	4,035,617
4	Al Andalus Bank Company	4,000,000
5	Wahda Bank	1,229,644
6	Daman Islamic Bank	1,064,202
7	Mediterranean Bank	755,000
8	Al Masdar Exchange Services Company	463,000
9	(42) Salary transfers for foreigners	459,563
10	Islamic Finance Bank	428,786
11	Arab Islamic Investment Bank Banking	400,000
12	Alaman Bank for Trade and Investment	303,444
13	Commercial Leasing Company National	166,315

Accepted coverage requests

By beneficiary country - **various entities and salary transfers for foreigners**

During (01/01 - 31/07/2025)

"Descending order"

Order.	Beneficiary Country	Value in USD
1	Egypt	18,272,661
2	Türkiye	11,977,704
3	United States	4,400,000
4	Lebanon	2,719,242
5	United Arab Emirates	1,602,250
6	Tunisia	1,355,382
7	United Kingdom	755,000



8	Switzerland	750,000
9	Belgium	420,577
10	France	303,444
11	Ireland	193,368
12	Philippines	100,185
13	Ukraine	74,282
14	India	46,630
15	Morocco	30,751
16	Uzbekistan	29,800
17	Slovakia	29,687
18	Jordan	26,600
19	Bangladesh	15,785
20	Bahrain	9,897
21	Poland	7,585
22	Pakistan	7,200
23	Germany	5,429
24	Romania	4,940

Appendices

Accepted coverage requests for all sectors from 1/1 – to 31/07/2025:

- List of all beneficiary companies and factories
- Purchase Orders by Goods or Services
- Purchase orders by country of origin of goods or services and the beneficiary country.

Accepted Coverage Requests
List of all Companies and Factories - Private Sectors
During (01/01 - 31/07/2025)

"Descending order"

Order.	Company or factory	Value in USD
1	Waad allibya for Cement and Building Materials Industry	177,045,000
2	Allibya almotahida for Beverage Packaging	110,737,822
3	Berniq Aviation	100,685,680
4	Aljoda alalamia alawla for Feed, Flour Mills, and Food Industries	98,803,185
5	Toyota Libya for Car Trading, Spare Parts, Import and Export	95,080,085
6	Basmaty for Food Industries	89,764,464
7	Wadi alkouf for Mills, Feed, and Rice Milling	77,661,923
8	Allibya Cement for Building Materials Industry	75,110,000
9	Almoheet for Oil Refining	75,110,000
10	Aali Sidra for Building Materials Industry	69,753,014
11	Africa for Beverage Packaging	69,601,218
12	Aldoqa aldahabiya for Food Industries	68,198,406
13	Solb Libya almohtad for Iron and Steel Industry	67,234,066
14	Alnaseem for Food Industries	66,578,218
15	Majmoat alemtiaz for Importing Various Means of Transport and Accessories	59,787,132
16	Nabd alatlasi for Importing Foodstuffs, Livestock, and Meat	53,672,111
17	Qartoba for Mills and Feed	51,606,021
18	Aljayed for Importing Foodstuffs	49,679,207
19	Alshorouq alalami for Food Industries	48,786,271
20	Aljibal for Feed Industry	48,412,640
21	Alwesam althahabi for Flour Industry and Rice Milling	48,338,206
22	Ghitha alneel for Importing Foodstuffs, Vegetables, Fresh Fruits, Livestock, and Meat	46,193,031
23	Alzrqaa aldawliya for Food Industries	46,170,838
24	Alsharq alliby for Mills, Feed, and Rice Milling	45,633,800
25	Almaher aldawli for Mills and Feed	44,193,573
26	Almotakhasis alhadith for Food and Soft Drink Industry	41,838,950
27	Marmara alandalus for Importing Building Materials and Sanitary Ware	39,653,775
28	Aali alandalus for Food Industries	39,302,079

29	Almotahida alarabiya for Cleaning Materials Industry	39,036,700
30	Alsad aljadeed for Feed and Its Derivatives Industry	39,018,437
31	Droub Libya for Importing Means of Transport and Accessories	38,245,574
32	Albariqa albayda for Oil Services	37,974,000
33	Althamarat allibya for Importing Foodstuffs, Fruits, and Meat	37,532,288
34	Alshams alsateaa for Food Industries	36,322,216
35	Majmoat almaurwa for Mills, Feed, and Rice Milling	36,266,863
36	Aldroub for Bitumen, Tar, and Insulation Manufacturing	35,466,000
37	Basmat aljoda for Importing Foodstuffs, Livestock, and Meat	32,891,253
38	Sama allibya for Importing Foodstuffs, Livestock, and Meat	32,655,780
39	Fardas for Pasta and Couscous Industry	32,281,962
40	Jody for Food Industries	31,835,711
41	Jenan alkhair almutamayya for Building Materials Industry and Accessories	31,603,467
42	Almadad for Importing Building Materials	30,797,832
43	Altaawon for Feed Industry	30,434,500
44	Aljayed for Food Industries	30,226,682
45	Alpha for Importing Medicines, Medical Equipment, Medical Preparations, and Mother & Child Supplies	29,976,614
46	Almaraee alkhasba for Mills, Feed, and Rice Milling	29,466,000
47	Tajoura alhaya for Food Industries	28,991,986
48	Alnasia alittihadia for Importing Foodstuffs, Livestock, and Meat	28,948,135
49	Tamer Hend for Importing Cars and Spare Parts	28,517,729
50	Qartaj for Food Industries	28,129,359
51	Atlas alfania for Food Industries	28,070,757
52	Rayan for Mills and Feed	26,873,071
53	Tripoli alkobra for Tomato and Food Packaging	26,576,700
54	Badia alsahraa for Importing Means of Transport and Accessories	26,288,225
55	Almotawaset for Feed Industry	25,272,500
56	Almesk alabyad for Importing Foodstuffs, Livestock, and Meat	24,941,910
57	Alhaj Anwar for Importing Foodstuffs, Livestock, and Meat	24,463,419
58	Albailasan for Medical Supplies Industry	24,414,850
59	Alsawahil althahabiya for Importing Foodstuffs	24,379,347
60	Altasameem alraeda for Building Materials Industry	24,294,352
61	Alsandan almoataaliq for Food and Soft Drink Industry	24,007,241
62	Oya International Aviation Limited	23,880,904

63	Ghalia for Importing and Distributing Foodstuffs	23,680,040
64	Majmoat almawashi alhaya for Importing Foodstuffs, Livestock, and Meat	23,563,380
65	Majmoat alraedon for Building Materials Industry	23,544,185
66	Ard alataa for Food Industries	23,124,038
67	Almasbouat for Building Materials Industry	23,121,603
68	Tareq alqara for Importing Foodstuffs	22,890,598
69	Alrayhan for Food Industries	22,853,388
70	SAS for Building Materials, Paints, Plastics, and Raw Materials Industry	22,468,390
71	Bashaer alzahraa for Food and Soft Drink Industry	22,412,580
72	Adwaa Africa for Importing Foodstuffs, Livestock, and Meat	22,317,167
73	Tayseer aldaewia for Importing Medical Equipment, Medicines, Medical Preparations, and Mother & Child Supplies	22,305,377
74	Donia Libya for Food Industries	22,263,250
75	Alandalus for Pesticide Industry	22,192,550
76	Super for Building Materials, Paints, Plastics, and Raw Materials Industry	21,950,800
77	Alnajah alraeda for Engineering Industries	21,674,910
78	Alrafiq alamtal for Building Materials Industry	21,601,335
79	Alshot aljadeed for Importing Tobacco, Cigarettes, and Accessories	21,013,800
80	Almadaq alttayeb for Importing Foodstuffs, Livestock, and Meat	20,541,100
81	Dar Qartoba for Importing Medical Equipment, Medicines, Medical Preparations, and Mother & Child Supplies Ltd.	20,162,180
82	Alnaeem for Mills, Feed, and Grains	20,078,125
83	Alsfez alraqi for Importing Household Items, Electrical and Electronic Devices	20,043,749
84	Albonyan for Metal Smelting and Rolling	19,990,270
85	Osol altaqnia for Electronic and Electrical Devices Industry	19,947,400
86	Alwesal allibya for Mills and Feed	19,943,110
87	Gargar for Agricultural and Animal Investment	19,784,000
88	Majmoat alfakhama for Metal Smelting and Forming	19,650,047
89	Qasreen aldaaa for Importing Medical Equipment, Medicines, and Medical Preparations	19,588,818
90	Allibya Group for Oil and Energy Services	19,581,000
91	Asarya althahabiya for Importing Foodstuffs	19,157,336
92	Alnafetha alsihaia for Importing Medical Equipment and Supplies	19,098,494
93	Alfoulaz for Aluminum Industry of All Types	19,001,840
94	Majmoat alemtiaz for Importing Agricultural Machinery and Supplies	18,986,605
95	Panorama almutawaset for Mills and Feed Ltd.	18,962,584

96	Hadrian for Importing Foodstuffs Ltd.	18,874,539
97	Zahret alghithaa for Importing Foodstuffs, Vegetables, Fruits, and Livestock	18,796,421
98	Alajniha allibya Aviation Joint Stock Company	18,691,227
99	Atheel for Feed and Flour Mills Industry	18,498,825
100	Aldoqa aldawlia for PVC and Its Derivatives Industry	18,321,956
101	Alttwasol alfareed for Importing Electrical Appliances and Household Items	18,172,605
102	Teknelogia for Building Materials, Paints, Plastics, and Raw Materials Industry	18,074,650
103	Alsahel for Importing Livestock and Meat	17,964,198
104	Alaghthia almotahida for Importing Foodstuffs	17,940,000
105	Omega for Chemical and Packaging Materials Industry	17,726,000
106	Global for Building Materials, Paints, and Putty Industry	17,493,600
107	Almira for Food Industries	17,459,925
108	Emar Aldoqa for Aluminum and PVC Industry	17,217,979
109	Alwahaat almtajadedda for Importing Foodstuffs	17,106,083
110	Alsad for Mills, Feed, and Pasta	17,099,500
111	Ain Ashmaro for Importing Foodstuffs	17,060,985
112	Altarab alliby for Importing Foodstuffs and Livestock	16,831,389
113	Alayadi alnaqia for Iron Industries	16,788,175
114	Majmoat alrowad for Metal Smelting and Forming	16,670,731
115	Asr albenaa aldawli for Importing Building Materials and Accessories	16,616,880
116	Delta alkhair for Food Industries	16,554,300
117	Almaysam for Importing Cars and Spare Parts	16,516,340
118	Albarka alalamia for Importing Foodstuffs, Livestock, and Meat	16,489,219
119	Alshorouq allibya for Mills and Feed	16,448,992
120	Mafazat shamal Africa for Importing Cars, Spare Parts, Oils, and Accessories	16,444,885
121	Alittihad alarabi for Feed and Grain Milling Industry	16,413,286
122	Tayba alalamia for Adhesive Industry for Ceramics, Porcelain, Marble, and Granite	16,326,000
123	Albadia alareqa for Building Materials Industry	16,248,015
124	Alsanober for Aluminum Industry of All Types	16,239,627
125	Alamana for Importing Medical Equipment, Medical Preparations, and Mother & Child Supplies	15,998,662
126	Almawsem for Food Industries and Rice Milling	15,998,600
127	Albariq alawel for Building Materials, Refractory Bricks, Cement, and Its Derivatives Industry	15,898,000
128	Almajd alalamia for Manufacturing Detergents, Disinfectants, and Descaling Agents	15,878,700
129	Adwa alnezak for Importing Electronic Devices, Accessories, and Spare Parts	15,728,787

130	Alfakhama aldahabiya for Flour Mills and Animal Feed Manufacturing	15,699,567
131	Altoroq alhaditha for Manufacturing Asphalt and Insulating Materials	15,695,614
132	Libka for Food Industries	15,590,000
133	Almazraa aldawliya for Importing Foodstuffs	15,534,004
134	Alibda for Manufacturing Detergents, Soaps, and Their Requirements	15,506,775
135	Alsmod for Importing Household Items Ltd.	15,455,182
136	Ajawed alalamia for Manufacturing PVC and Its Derivatives	15,385,935
137	Diar alsafwa for Cement Industries	15,337,585
138	Ewan alsharq for Food Industries	15,327,806
139	Royal for Chemical Industries and Raw Materials	15,178,350
140	Alamin for Manufacturing Cleaning Materials	15,166,200
141	Almaamoura for Food Industries, Mills, and Animal Feed	14,962,650
142	Alalama aldawliya for Manufacturing Raw Materials	14,786,004
143	Alahed alwafi for Manufacturing Building Materials	14,702,475
144	Asas albarmaja for Software Manufacturing	14,621,470
145	Almasdar almoteen alawal for Kitchen Manufacturing	14,580,150
146	Borg alreef for Importing Raw Materials	14,561,200
147	Samaa almutawasset for Aviation	14,556,120
148	Adwa alqaraboli for Flour Mills	14,466,705
149	Sand aleamar for Importing Building Materials and Sanitary Ware	14,392,044
150	Alnokat aljadida for Importing Agricultural Machinery, Equipment, and Spare Parts	14,367,430
151	Alnakhwa allibiya for Importing Foodstuffs	14,346,210
152	Alsaeh albeida for Manufacturing Building Materials	14,327,000
153	Venus for Oilfield Operations and Well Drilling Services	14,313,285
154	Areen alola for Importing Foodstuffs, Livestock, and Meat	14,291,673
155	Alelmya for Importing Medicines, Medical Preparations, and Mother & Child Supplies	14,277,948
156	Alemtiaz aljadida for Importing Means of Transport and Accessories	14,207,960
157	Rama for Mills and Animal Feed	14,168,501
158	Alsaqia almotahida for Importing Raw Materials	14,167,944
159	Alquds for Manufacturing Plastic Tanks and Pipes	14,018,700
160	Alayadi albeida for Manufacturing PVC	13,949,783
161	Adri for Importing Means of Transport and Accessories	13,900,961
162	Afaq alghad for Wood Industries	13,835,241
163	Aleqlemya aljadida for Importing Raw Materials	13,726,776

164	Altaqnia alkhadra for Importing Electrical and Non-Electrical Devices and Spare Parts	13,636,442
165	Alkhalij alafriki for Importing Heavy Machinery, Equipment, and Spare Parts	13,591,039
166	Alconsul almotaaliq for Manufacturing Cleaning Materials and Supplements	13,476,899
167	Altanmiya alhaditha for Iron Industries	13,458,497
168	Maysan for Manufacturing Plastics and Polymers	13,385,120
169	Alqimma Factory for Carton Manufacturing	13,384,750
170	Delta alkhair for Importing Building Materials, Sanitary Ware, and Accessories	13,367,095
171	Alkhalijiya Factory for Manufacturing Water and Oil Supplies	13,363,630
172	Alsalam for Food Industries	13,307,000
173	Almawsem for Manufacturing Aluminum and Its Derivatives	13,269,889
174	Aseel for Manufacturing Baby Diapers and Tissue Paper	13,193,279
175	Sama Libya for Animal Feed Manufacturing	13,171,790
176	Alrabeea Factory for Animal Feed Manufacturing	13,105,496
177	Ard alsahel for Importing Heavy Machinery, Equipment, Requirements, Spare Parts, and Factory & Workshop Supplies	13,039,532
178	Alwataniya for Plastic Industries, Packaging, and Wrapping Materials	12,597,885
179	Matlaa alfajr for Importing Decorations, Hardware, and Cleaning Materials	12,569,594
180	Majmoat altawasel almomayaz for Importing Raw Materials	12,526,680
181	Rokaz Libya for Manufacturing Building Materials, Production Supplies, and Paints	12,481,494
182	Albariq alawal for Manufacturing Sponge and Medical Mattresses	12,470,450
183	Almostakshif aldawliya for Oilfield Services	12,350,000
184	Mouda for Importing Foodstuffs, Livestock, and Meat	12,348,085
185	Aleasema aljadida for Manufacturing Cleaning Materials	12,331,100
186	Altaef for Importing Foodstuffs	12,324,557
187	Majmoat almazae for Importing Agricultural Machinery	12,280,437
188	Alqala for Wood Industries	12,253,672
189	Alrafida for Petrochemical Industries	12,239,250
190	Alandalus for Filling and Packaging Vegetable Oils	12,225,596
191	Noor Samaa for Importing Medical Equipment and Supplies	12,221,332
192	Alufuq for Importing Mother and Child Supplies	12,204,492
193	Alrowad alalamia for Importing Means of Transport and Accessories	12,159,701
194	Aldeka almutanahiya for Manufacturing Aluminum and PVC	12,100,212
195	Albadia aleariqa for Food Industries	12,050,721
196	Alghazala allibiya for Importing Foodstuffs, Livestock, and Meat	12,004,498

197	Aalam alfada altaqni for Importing Electronic & Electrical Devices, Accessories, and Spare Parts	11,999,111
198	Alnawres for Animal Feed, Mills, and Rice Hulling	11,849,788
199	Alnajm alsaed for Importing Heavy Machinery, Equipment, Requirements, and Spare Parts	11,842,830
200	Elm alaman for Importing Foodstuffs	11,740,628
201	Aberat albahar for Importing Tobacco, Cigarettes, and Accessories	11,739,000
202	Albostana for Kitchen Manufacturing and Spare Parts	11,617,745
203	Alwated almoteen for Plastic Industries	11,582,500
204	Alnamaa aljadida for Manufacturing Aluminum and PVC	11,514,060
205	Karam alkhair for Manufacturing Beverages and Juices	11,509,000
206	Jama Factory for Plastic Manufacturing	11,493,300
207	Shafshawn for Importing Raw Materials	11,425,034
208	Allibiya aljadida for Importing Cars and Spare Parts	11,407,604
209	Almobtaker alhadith for Manufacturing PVC	11,316,114
210	Alqimma aldawliya for Manufacturing All Types of Aluminum	11,288,895
211	Lamsat alhaya for Importing Medical Equipment, Medicines, Medical Preparations, and Mother & Child Supplies	11,246,893
212	Asasat aleamara for Manufacturing Building Materials	11,213,330
213	Neptun for Manufacturing Paints and Putties	11,197,722
214	Altaqadom aldawliya for Importing Electrical and Non-Electrical Devices and Spare Parts	11,127,892
215	Zohor almadina for Manufacturing Carton and Plastic	11,082,768
216	Bab almadina for Manufacturing Kitchens and Accessories of All Types	11,078,332
217	Alamal for Importing Means of Transport and Accessories	11,033,770
218	Riyada for Chemical Industries and Raw Materials	10,956,050
219	Aldiyar almushriqa for Importing Electrical Devices, Phones, and Spare Parts	10,899,429
220	Alsada altabia for Importing Medicines, Equipment, and Medical Supplies	10,870,724
221	Alsaheem almotakadem alawal for Importing Foodstuffs	10,849,560
222	Majmoat almaorwa for Mills, Animal Feed, and Rice Hulling	10,796,982
223	Snao aldawliya for Importing Foodstuffs	10,787,552
224	Dar altakhasos for Importing Electronic & Electrical Devices	10,733,790
225	Alrabia alkhadra for Importing Foodstuffs	10,721,545
226	Mizan alfan for Iron Industries	10,712,495
227	Aldawliya for Manufacturing Building Materials, Paints, and Plastics	10,682,100
228	Sada alemtiaz for Importing Foodstuffs, Livestock, and Meat	10,681,137
229	Sloq for Poultry Breeding and Slaughter	10,662,873

230	Armco Factory for Paint Manufacturing	10,625,200
231	Alkhebra for Shipping Agencies (Subsidiary of Natco Holding)	10,611,773
232	Alrawabi aldahabiya for Importing Building Materials and Sanitary Ware	10,591,614
233	Lamsa for General Contracting and Real Estate Investment (Subsidiary of Akakus Holding)	10,579,600
234	Marae Dofan for Importing Foodstuffs, Livestock, and Meat	10,556,336
235	Alsaraya alraqiya for Importing Foodstuffs, Vegetables, and Fresh Fruits	10,499,791
236	Albait albasset for Importing Electrical Devices	10,372,885
237	Alhoson almoteen for Iron Industries	10,363,824
238	Alhadba for Animal Feed Manufacturing	10,338,480
239	Alraed allibiya for Importing Foodstuffs, Livestock, and Meat	10,301,600
240	Alzajel for Manufacturing Kitchens and Furniture of All Types	10,250,588
241	Maysan for Food Industries	10,227,148
242	Altadfok for Importing Medical Equipment and Mother & Child Supplies	10,202,394
243	Alramah for Importing Foodstuffs (Joint Stock)	10,083,252
244	Ersaa aleamar for Manufacturing Electrical Materials	9,997,526
245	Adraj albenaa for Manufacturing Building Materials	9,995,400
246	Almashareq almutamayeza for Manufacturing Raw Materials	9,985,656
247	Almasdar alraqi for Food Industries	9,979,000
248	Jenan Factory for Plastic and Paper Industries	9,967,040
249	Marsin for Importing Household and Electrical Items	9,945,243
250	Majmaa albayan for Manufacturing Building Materials, Petrochemicals, and Chemicals	9,940,000
251	Altaleeaa aljadida for Animal Feed Manufacturing Ltd.	9,932,000
252	Aleamar altabia for Importing Medical Equipment and Mother & Child Supplies	9,910,000
253	Altaleeaa for Animal Feed Manufacturing Ltd.	9,905,000
254	Albedoor alola for Manufacturing Animal Feed and Its Derivatives	9,900,039
255	Alkhabeer almutakadem for Kitchen and Furniture Manufacturing	9,895,226
256	Alramal alola for Manufacturing Animal Feed and Its Derivatives	9,876,137
257	Alsil Plast for Plastic Industries	9,815,808
258	Alwasel almoner for Importing Foodstuffs, Livestock, and Meat	9,809,060
259	Aali Tarablus for Importing Foodstuffs	9,806,625
260	Alatrg for Importing Electronic and Electrical Devices	9,800,891
261	Alzahra allibiya for Food Industries	9,745,000
262	Bayan for Paper and Plastic Industries	9,735,996
263	Almoteen for Importing Foodstuffs	9,708,433

264	Almotahida allibiya for Soap and Cleaning Material Manufacturing	9,689,290
265	Alsahel almutakadem for Importing Foodstuffs	9,581,323
266	Alrehab alola for Manufacturing Diapers and Scented Tissue Paper	9,508,400
267	Alkhair aldaem for Importing Electrical and Electronic Devices	9,461,354
268	Almajmoua allibiya almaltiya for Medical Care (Joint Stock)	9,442,400
269	Alraed for Importing Sportswear and Footwear Ltd.	9,425,964
270	Qimat altawasel for Importing Various Means of Transport, Agricultural Supplies, and Building Materials	9,397,055
271	Allamsa alakhira Factory for Wooden Furniture Manufacturing	9,363,785
272	Altahadi alkhaled aljadid for Food Industries	9,355,000
273	Alkhairat alalamia for Importing Means of Transport and Accessories	9,290,051
274	Hqool alwatan for Importing Agricultural Machinery and Spare Parts	9,286,638
275	Alholool almotakamela for Importing Medicines and Medical Equipment	9,271,149
276	Nebras alkhair for Manufacturing Animal Feed and Grain Milling	9,160,000
277	Drsaf Libya for Manufacturing Ceramic, Porcelain, and Sanitary Ware	9,126,450
278	Everest for Food Industries	9,110,672
279	Shamal almutawasset for Importing Foodstuffs	9,082,576
280	Bayti alfezzi for Kitchen, Furniture, and Decoration Manufacturing	9,071,789
281	Roua taqadam for Importing Foodstuffs, Livestock, and Meat	9,066,764
282	Ajyad Libya alola for Importing Building Materials, Sanitary Ware, and Accessories	8,994,031
283	Platinum alola for Importing Raw Materials	8,934,744
284	Rajha aldawliya for Importing Heavy Machinery, Equipment, Requirements, and Factory Supplies	8,916,000
285	Alazdihar almomayaz for Importing Foodstuffs	8,845,695
286	Amatin aldawliya for Food Industries and Grain Milling	8,843,550
287	Alameer allibiya for Importing Foodstuffs, Livestock, and Meat	8,828,093
288	Albenaa altaqni for Importing Building Materials, Sanitary Ware, and Accessories	8,761,100
289	Bab almostana for Importing Building Materials	8,756,000
290	Taj for Aviation	8,733,625
291	Alsahraa aldawliya for Food Industries	8,692,685
292	Ata alajwad for Importing Foodstuffs, Fruits, Vegetables, Livestock, and Meat	8,662,840
293	Alzahra for Importing Foodstuffs	8,658,172
294	Almadina alhadidia for Importing Building Materials	8,568,740
295	Alettijah alsaheh for Importing Raw Materials	8,545,275
296	Sana alalamia for Importing Electronic & Electrical Devices, Accessories, and Spare Parts	8,526,388

297	Alrebat alwatheq for Importing Foodstuffs, Livestock, and Meat	8,474,420
298	Alola alhaditha for Importing Electronic Devices and Accessories	8,411,350
299	Alkot aljadid for Importing Heavy Machinery, Equipment, Requirements, and Factory Supplies	8,319,920
300	Ashab alnamaa for Importing Agricultural Supplies and Seeds	8,316,911
301	Ajhnat alsamaa for Aviation (Subsidiary of Ajwaa Holding)	8,304,792
302	Aljohd alfaeq for Importing Medical Equipment and Mother & Child Supplies	8,277,000
303	Harem alshefaa for Importing Medical Equipment and Mother & Child Supplies	8,260,498
304	Alfalah almomayaz for Food Industries	8,255,340
305	Loloat alard for Importing Agricultural Machinery and Spare Parts	8,212,304
306	Aqar almutamayaz for Manufacturing Aluminum	8,212,024
307	Alrafie Factory for Wood Industries	8,178,528
308	Aljdar allibya for Importing Means of Transportation and Accessories Limited Liability	8,173,878
309	Alruya almotajaddida for General Contracting and Real Estate Investment	8,169,324
310	Aldqa almutamiza for Importing Agricultural Machinery, Supplies, Equipment and Spare Parts	8,160,159
311	Alresha aldhababiya for Importing Foodstuffs Limited Liability	8,132,531
312	Alregas alzerae for Importing Agricultural Machinery, Supplies and Spare Parts	8,084,604
313	Alnoor altyeb for Manufacturing Animal Feed	8,083,002
314	Wared alhaya for Importing Electronic and Electrical Devices and Accessories	8,076,327
315	Nwarat Libya for Importing Foodstuffs	8,054,385
316	Aldowq almomayaz for Food Industries	8,050,438
317	Ajyal for Food Industries	8,040,000
318	Alsafer alealami for Importing Tobacco, Cigarettes and Accessories	8,028,000
319	Alsafwa for Importing Electrical and Non-Electrical Equipment and Materials, Spare Parts and Electronic Devices	7,973,146
320	Allybia aljadida for Metal Industries	7,940,745
321	Safari for Importing Foodstuffs Company	7,912,662
322	Alraes Factory for Manufacturing Wooden Furniture	7,879,446
323	Althqa aldaema for Importing Foodstuffs	7,869,494
324	Alqedoum for Importing Electrical and Household Materials	7,866,233
325	Alkhoyol aldhababiya for Importing Building Materials, Sanitary Ware and Accessories	7,732,596
326	Albdil aljadid for Importing Means of Transportation and Accessories	7,728,000
327	Alfayd aldaem for Importing Electrical Devices and Spare Parts	7,721,382
328	Panorama Libya for Manufacturing Animal Feed	7,714,851

329	Alardh albahira for Importing Agricultural Machinery, Supplies and Spare Parts	7,610,564
330	Almnaqla for Importing Foodstuffs	7,568,842
331	Alnajah for Importing Building Materials, Sanitary Ware and Accessories	7,558,457
332	Jawaher nafisa for Food Industries	7,528,800
333	Almotaweroon alealamia for Manufacturing Carton and Packaging Materials	7,527,550
334	Altaj alareqa for Importing Electronic and Electrical Devices and Accessories	7,510,407
335	Almajd for Importing Cranes, Machinery and Heavy Equipment	7,473,763
336	Sehtk bldnya for Importing Medical Equipment and Supplies	7,466,190
337	Etar aldawliya for Importing Decoration Materials, Hardware and Cleaning Materials	7,438,001
338	Alrabee for Manufacturing Sponge, Furnishings and Mattresses	7,413,485
339	Janoub Libya for Importing Fruits, Vegetables, Foodstuffs, Livestock and Meat	7,407,829
340	Majmouat alanaqa aldawliya for Manufacturing Clothes, Fabrics and Textiles	7,400,000
341	Altafoq aleali for Importing Agricultural Supplies and Spare Parts	7,378,039
342	Masdar alnathafa for Manufacturing Cleaning Materials	7,298,000
343	Madraj alkhayrat for Food Industries	7,285,260
344	Almotahdon alealamia for Manufacturing Pipes, Plastic and PVC Packaging	7,284,500
345	That alboroj for Aluminum Industries	7,283,587
346	Alqala alhaditha for Manufacturing Building Materials, Plastic and Raw Materials	7,228,650
347	Taj alwoqar for Importing Electrical and Non-Electrical Materials	7,203,584
348	Jazan alhaditha for Importing Electrical and Non-Electrical Equipment and Materials, Spare Parts and Electronic Devices	7,200,555
349	Fresh Libya for Importing Electrical Equipment and Materials	7,192,976
350	Albariq allame' alawal for Importing Electronic and Electrical Devices, Spare Parts and Mobile Phones	7,185,400
351	Alorban for Importing Medical Equipment, Medicines, Medical Preparations and Mother & Child Supplies	7,181,429
352	Wasel allibya for Transportation	7,141,940
353	Alrowad for Manufacturing Sponge and Mattresses	7,133,800
354	Sagema for Manufacturing Building Materials, Paints, Plastics and Raw Materials	7,081,600
355	Najmat alsahel for Importing Agricultural Machinery, Supplies and Spare Parts	7,078,406
356	Almadain for PVC Industries	7,051,065
357	Ryad Libya for Importing Foodstuffs	7,009,657
358	Alnahdha alfanya for Manufacturing Chemical Additives and Solvents	6,996,700
359	Alnajm aldhababi for Importing Electronic Devices, Spare Parts and Mobile Phones	6,993,913
360	Aldqa for Aluminum Industries	6,986,756
361	Manba' alwadi for Food Industries	6,968,400

362	SK Aldawliya for Manufacturing Marble, Granite and Building Materials	6,965,969
363	Alsafi for Importing Electrical and Non-Electrical Equipment and Materials, Spare Parts and Electronic Devices	6,958,863
364	Alkhebrat aldaewya for Importing Medicines and Medical Equipment	6,928,922
365	Zahret alseder for Food Industries	6,914,210
366	Beta Factory for Manufacturing Cleaning Materials	6,892,200
367	Jawharat alibda for Manufacturing PVC in All Types	6,889,072
368	Alfath for Mills and Animal Feed	6,819,500
369	Tamam albenaa for Manufacturing Building Materials	6,816,000
370	Almorouj for Manufacturing Animal Feed and Rice Mills	6,812,000
371	Bustan Libya for Importing Foodstuffs, Livestock and Meat	6,776,543
372	Magro for Importing Electrical and Non-Electrical Equipment, Spare Parts and Electronic Devices and Accessories	6,773,211
373	Anwar almadina for Importing Electrical and Non-Electrical Equipment and Materials, Spare Parts	6,765,350
374	General for Manufacturing Building Materials, Paints, Plastics and Raw Materials	6,750,325
375	Alnajah Factory for Manufacturing Wire Mesh Sheets	6,726,132
376	Altareq for Iron Industries	6,688,305
377	Almontaj albaraq for Manufacturing Cleaning and Cosmetic Products	6,656,600
378	Noor alkanari for Egg Hatching and Poultry Breeding and Production	6,637,835
379	Rawasem Limited for Importing Cars and Spare Parts	6,614,025
380	Sada alaswaq for Importing Electrical and Non-Electrical Devices and Spare Parts	6,613,303
381	Edren for Importing Foodstuffs, Livestock and Meat	6,606,211
382	Alwaha aldawliya for Grain Milling and Animal Feed Manufacturing	6,552,020
383	Albenaa althabet for Manufacturing Kitchens and Furniture	6,503,507
384	Ajwad almohrkat for Importing Cars	6,461,978
385	Aljuzor alzahera for Importing Electrical and Non-Electrical Equipment and Materials, Spare Parts and Electronic Devices	6,458,281
386	Tareq alnoor for Importing Building Materials, Sanitary Ware and Accessories	6,456,500
387	Hadeel almasa for Importing Cleaning Materials	6,438,088
388	Albariq aldawli for Manufacturing Electronic and Electrical Devices	6,432,500
389	Dawajen Libya for Poultry Breeding, Packaging and Marketing	6,392,693
390	Alrowais for Importing Electrical and Electronic Devices, Spare Parts and Accessories	6,385,180
391	Altafoq alsaheeh for Importing Foodstuffs, Fruits, Vegetables, Livestock and Meat	6,350,871
392	Allibya alsareaa for Civil Aviation, Ground Handling and Air Cargo	6,344,086
393	Majma' albaybas for Plastic Industries, Packaging and Wrapping Materials	6,299,131
394	Altelal allibya for Importing Foodstuffs	6,264,013
395	Alnajm alsate' alfeddy for Importing Agricultural Machinery, Supplies and Spare Parts	6,238,751

396	Safaa aljoda for Flour Manufacturing	6,191,250
397	Alsatea alawla for Importing Electrical and Electronic Materials	6,175,100
398	Libya for Aviation, Technical Services and Tourism	6,123,633
399	Almqoud alsaree' for Importing Oils, Tires and Batteries	6,110,901
400	Eilaf aldawliya for Importing Clothes and Shoes, Subsidiary of Eilaf Alola Holding	6,100,000
401	Rawafed alghitha for Importing Foodstuffs	6,069,384
402	Masarat alajniha for Communications and Information Technology	6,058,168
403	Alahrame allibya for PVC Industries	6,052,173
404	Majmouat althqa aldaema for Importing Foodstuffs, Livestock and Meat	5,996,142
405	Barniq for Technical Services and Information Technology	5,992,937
406	Ayadi aleata'a aldawliya for Importing Raw Materials LLC	5,989,000
407	Altaqnia almutaqaddima alhaditha for Importing Medical Equipment, Medicines, Medical Preparations and Mother & Child Supplies	5,984,000
408	Almotawaset aljadida for Importing Raw Materials	5,976,048
409	Zad almutawaset for Importing Household Materials, Electrical and Non-Electrical Equipment and Materials	5,957,303
410	Alsaa'di for Agricultural and Animal Production	5,916,575
411	Alaafaq alhadina for General Contracting and Real Estate Investment	5,901,500
412	Libyana for Importing Foodstuffs, Livestock and Meat	5,898,000
413	Moharakat Ydr for Importing Means of Transportation and Accessories	5,892,097
414	Wadi alzeed for Importing Foodstuffs	5,875,074
415	Lahthat alsada for Importing Foodstuffs	5,869,520
416	Almotakamal aljadid for Importing Foodstuffs	5,855,480
417	Alrateel w Shorakaoh for Manufacturing Building Materials and Plastic Pipes	5,841,839
418	Majmouat alamal altebya for Importing Medicines and Medical Equipment	5,839,038
419	Zaid alkamal for Importing Medicines, Medical Preparations and Mother & Child Supplies	5,808,293
420	Khayrat aljoud for Importing Agricultural Machinery, Supplies and Spare Parts	5,782,846
421	Alwahaj for Importing Foodstuffs, Livestock and Meat	5,757,264
422	Hettin alealamia for Manufacturing Cleaning Materials and Accessories	5,747,300
423	Albwadi alkhadra for Manufacturing Animal Feed and Grain Milling	5,729,895
424	Kohouf aljibal for Manufacturing Building Materials	5,725,800
425	Sama almarai for Mills, Animal Feed Manufacturing and Rice Mills	5,724,770
426	Alreemas altebya alawla for Importing Medical Equipment	5,694,203
427	Alistithmarya for Engineering Industries and Metal Forming	5,692,876
428	Manaret alsahel for Importing Foodstuffs	5,687,922

429	Altehad alawal for Manufacturing Paper and Carton	5,686,775
430	Mesahet aleamal for Aluminum Industries	5,686,571
431	Alasala aldhababiya for Mills and Rice Mills	5,684,400
432	Ajawed for Importing Agricultural Machinery, Supplies and Spare Parts	5,657,028
433	Albarniq alawal for Importing Medical Equipment and Mother & Child Supplies	5,626,638
434	Altagadod for PVC Manufacturing	5,618,660
435	Alshakl almonaseb for Importing Raw Materials	5,615,000
436	Almosamem almutamyez for Manufacturing Building and Sanitary Materials	5,607,750
437	Tawasel alealam for Importing Electronic Devices, Accessories and Spare Parts	5,596,312
438	Lolawat altamyoz for Importing Medical Equipment and Supplies	5,589,189
439	Sooq alkhamis for Manufacturing Animal Feed	5,551,500
440	Rowaa alsenaiya for Manufacturing Soap and Cleaning Materials	5,547,520
441	Aksir alafya for Importing Medical Equipment and Mother & Child Supplies	5,524,984
442	Sonar Libya aljadida for Importing Foodstuffs	5,507,500
443	Eilaf alyasmeen for Importing Mother & Child Supplies	5,507,337
444	Alakhshab almalekya for Importing Building Materials, Sanitary Ware and Accessories	5,505,628
445	Alemran for Importing Cars and Spare Parts	5,504,242
446	Khaleej alsedra for Importing Means of Transportation and Accessories	5,488,357
447	Almotahda aljadida for Importing Tobacco, Cigarettes and Accessories	5,461,034
448	Kafaly for Importing Foodstuffs	5,440,110
449	Alghwyat for Importing Tires and Batteries	5,411,316
450	Aljazeera alola for Importing Tires and Batteries	5,401,024
451	Alkayan aljadid for Importing Medicines, Medical Equipment, Medical Preparations and Mother & Child Supplies	5,397,190
452	Tanafes alzerai for Importing Agricultural Machinery, Supplies and Spare Parts	5,395,285
453	Altarabet almateen for Iron Industries	5,393,276
454	Alnajah for Manufacturing Insulating Panels and Prefabricated Houses	5,386,652
455	Eitar alaman for Importing Means of Transportation and Accessories	5,359,366
456	Alkhyar alafdal for Importing Electronic and Electrical Devices	5,354,110
457	Alkhayam for PVC Manufacturing	5,352,109
458	Liboplast for Manufacturing Caps, Lids and Food Packaging Materials	5,323,982
459	Almasar alabyad for Importing Foodstuffs	5,318,260
460	Fardas for Importing Foodstuffs, Livestock and Meat	5,288,336
461	Alsobel almostoma for Importing Agricultural Machinery and Spare Parts	5,271,030

462	Talents alealamia for Importing Various Means of Transportation and Accessories	5,267,664
463	Althorah for Importing Agricultural Materials, Supplies and Spare Parts	5,265,022
464	Nabd alfoad for Importing Medical Equipment	5,262,145
465	Afrqya aljadida for Importing Foodstuffs	5,256,710
466	Alqortas for Manufacturing Paper and Carton	5,213,566
467	Anabib Mesrata for Manufacturing Plastic Pipes and Accessories	5,196,668
468	Aljoda for Manufacturing Animal Feed and Poultry Breeding	5,187,680
469	Aqlam for Paper Industries	5,162,455
470	Alkhadamat aldhahabiya for Communications and Technology	5,149,400
471	Alhaya alshafia for Importing Medical Equipment and Mother & Child Supplies	5,109,000
472	Altawasel almutakamel for Importing Building Materials	5,105,833
473	Altabaq alteqleedy for Importing Foodstuffs	5,084,500
474	Almasa for Importing Foodstuffs	5,076,483
475	Alabrarr for Importing Mobile Phones and Accessories	5,071,245
476	Alshahen alawal for Mills and Animal Feed Manufacturing	5,056,000
477	Ahdt almohrkat for Importing Various Means of Transportation and Spare Parts	5,040,000
478	Alafdhleya aldaema for Importing Foodstuffs, Livestock and Meat	5,006,949
479	Almazare' alliby for Manufacturing Animal Feed	4,999,995
480	Alreef Alalami for Manufacturing Raw Materials	4,997,280
481	Lamar Benghazi for Plastic Manufacturing	4,993,000
482	Alnokhba Almudiya for Wooden and Metal Furniture Manufacturing and Accessories	4,992,706
483	Alard Almroyah for Importing Foodstuffs	4,985,945
484	Mawasem Alkhirat for Manufacturing All Types of Aluminum	4,985,630
485	Alrahba Alhaditha for Importing Electrical and Non-Electrical Devices and Spare Parts	4,977,947
486	Aljowda Alraqia Alawla for Manufacturing Feed and Its Derivatives	4,975,000
487	Almondhar Alawal for Manufacturing Feed and Its Derivatives	4,975,000
488	Agadir Aldhahabiya for Importing Electrical Materials, Electronic Devices, and Telephones	4,957,800
489	Abr Alqarat for Importing Raw Materials	4,955,420
490	Alamat Altamez for Manufacturing Kitchens and Furniture	4,953,825
491	Alghazara for Importing Foodstuffs, Livestock, and Meat	4,951,642
492	Maany Alkhair for Importing Foodstuffs	4,949,040
493	Albaraka Alsafia for Importing Medicines, Medical Preparations, and Mother and Child Supplies	4,939,593
494	Emax Electro for Importing Electrical and Electronic Devices	4,921,148
495	Almays for Importing Medicines, Medical Preparations, and Mother and Child Supplies	4,919,602

496	Alabraj for Manufacturing Building Materials, Cement, and Mining	4,904,000
497	Almottahida Allibya for Manufacturing Raw Materials	4,892,537
498	Alhakim for Importing Medicines and Medical Supplies	4,881,728
499	Alboad Alakhar for Importing Building Materials, Sanitary Materials, and Accessories	4,869,800
500	Alwesal for Manufacturing Asphalt and Oil Insulation	4,868,756
501	Nok Libya for Importing Livestock and Meat	4,828,500
502	Aalam Alfada Altby for Importing Medical Equipment and Supplies	4,811,393
503	Albarq Almudee for Importing Mother and Child Supplies	4,805,100
504	Qimat Aljibal for Electronic and Electrical Industries	4,799,710
505	Mazare Alkhirat for Manufacturing and Grinding Feed	4,790,000
506	Almohandes for Plastic Industries and Metal Works	4,788,438
507	Aliltisak for Manufacturing Insulating Panels	4,772,000
508	Alrafie for Manufacturing Aluminum and PVC Doors and Windows	4,748,094
509	Aalam Alghida for Importing Foodstuffs, Livestock, and Meat	4,708,482
510	Noqosh Libya for Importing Building Materials and Sanitary Materials	4,703,053
511	Qimat Altaqadom for Manufacturing Building Materials	4,691,050
512	Alhayat Almotameyza for Importing Electrical and Non-Electrical Devices, Spare Parts, and Electronic Devices	4,614,802
513	Alzaytouna Alasila for Importing Foodstuffs	4,614,122
514	Wafira Alghida for Importing Foodstuffs	4,574,900
515	Alfaeq Almotameyez for Heavy Industries	4,572,500
516	Roaya Alebdaa for Importing Electronic and Electrical Devices, Spare Parts, and Mobile Phones	4,562,449
517	Altomoh Alarabi for Importing Foodstuffs	4,544,555
518	Aleomran for Manufacturing All Types and Shapes of Iron	4,534,834
519	Jawharat Oureka for Importing Foodstuffs, Livestock, and Meat	4,522,016
520	Alhadaf for Communications	4,521,000
521	Elite Alalamia for Importing Medical Equipment	4,514,255
522	Alwan for Paper and Carton Industries	4,512,772
523	Ajyalna for Importing Medical Equipment	4,502,085
524	Bin Taher for Manufacturing Home and Office Furniture	4,499,842
525	Almorouj for Manufacturing Kitchens	4,499,637
526	Alilm Almonir for Importing Stationery and Books	4,495,000
527	Nqaa Almadn for Importing Raw Materials	4,480,000
528	Alquba Alkhadra for Textile and Furnishing Manufacturing	4,477,500
529	Almarkabat Almotqadema for Importing Means of Transport and Accessories	4,468,626

530	Alwaha Aldawlia for Manufacturing Plastics and Derivatives	4,441,500
531	Almobarmaj Alhadith for Importing Electronic, Electromechanical Devices, and Accessories	4,438,310
532	Design Alhaditha for Importing Foodstuffs, Livestock, and Meat	4,430,186
533	Alsakhra Alsamaa for Importing Building and Sanitary Materials	4,419,650
534	Almarkabat Almotahida for Importing Means of Transport	4,394,826
535	Alselm Alharami for Iron Industries	4,390,750
536	Alsahil Alhadith for Importing Livestock and Meat	4,312,760
537	Alnizak Albaher for Importing Electrical, Non-Electrical, and Electronic Devices and Spare Parts	4,309,237
538	Libya Hura for Importing Generators, Machines, Electrical Equipment, and Spare Parts	4,292,498
539	Alzahra for Food Industries	4,284,548
540	Ufoq Aldawlia for Importing Decorations, Hardware, and Cleaning Materials	4,263,252
541	Almuheet Alraeda for Importing Electrical and Non-Electrical Devices and Spare Parts	4,263,028
542	Alqayser for Importing Building Materials, Sanitary Materials, and Accessories	4,258,650
543	Alkima for Manufacturing Building Materials, Paints, Plastics, and Raw Materials	4,251,600
544	Alhaes for Importing Clothes, Textiles, and Leather Products	4,236,373
545	Alyam for Importing Foodstuffs	4,228,439
546	Naseem Aldawlia for Importing Foodstuffs	4,219,071
547	Alwaad Almotameyez for Importing Electronic and Home Appliances	4,215,466
548	Almaedah Alraqia for Importing Foodstuffs	4,215,106
549	Amwaj Almuheet for Food Industries	4,194,500
550	Najm Altaalouq Alraqi for Importing Agricultural Machinery and Supplies	4,185,086
551	Almansour for Manufacturing Asphalt and Oil Derivatives	4,175,000
552	Kel Alnas for Importing Foodstuffs and Livestock	4,166,392
553	Aali Alsharq for Importing Foodstuffs, Livestock, and Meat	4,125,000
554	Almotqadmon Allibyoon for Importing Electronic and Electrical Devices, Accessories, and Spare Parts	4,105,085
555	Aghdhet Alshuhada for Food Industries	4,098,796
556	Makamen Aloula for Furniture Manufacturing	4,092,058
557	Alahlam for Sponge and Mattress Manufacturing – Subsidiary of Natco Holding	4,090,342
558	Almoqdad for Importing Foodstuffs	4,089,087
559	Alhoatf Almotaharrka for Importing Electronic Devices, Accessories, and Spare Parts	4,088,769
560	Bayt Alanara Alareeq for Importing Electrical Materials, Electronic Devices, Spare Parts, and Accessories	4,074,270
561	Fan Altacnologia for Importing Electrical Devices, Spare Parts, Electronic Devices, and Accessories	4,062,100

562	Atmar Almotahida for Importing Foodstuffs	4,058,185
563	Watan Almajid for Importing Foodstuffs	4,042,924
564	Alwaha for Paint Manufacturing	4,039,754
565	Droub Libya Aldawlia for Plastic Industries	4,037,030
566	Alfajr Aljadeed for Grain Milling, Flour Manufacturing, and Rice Mills	4,023,750
567	Alaafia for Importing Medicines and Medical Equipment – Contribution Company	4,022,829
568	Aljubail for Importing Raw Materials	4,014,949
569	Libyana for Importing Medicines and Medical Equipment	4,013,422
570	Hatoon for Importing Foodstuffs	4,006,819
571	Alaman Altakhasosi for Importing Electrical, Non-Electrical, and Electronic Devices	3,995,302
572	Alshahara Aldhahabiya for Food Industries	3,992,000
573	Fares Almotameyza for Importing Equipment, Medicines, Medical Preparations, and Mother and Child Supplies	3,992,000
574	Astooul Almotawasit for Importing Foodstuffs	3,991,000
575	Alwatanya for Importing Heavy Machinery, Equipment, Supplies, Spare Parts, and Factory & Workshop Equipment	3,974,471
576	Aalam Altacnologia for Technical Solutions and Information Systems – Subsidiary of Al-Libya Al-Dawlia	3,964,796
577	Aqlam Alsalam for Importing Electronic Devices, Electrical and Non-Electrical Materials, and Telephones	3,950,939
578	Shorouq Libya for Importing Foodstuffs	3,926,086
579	Qimam Alsaibil for Importing Electrical, Non-Electrical Devices, and Spare Parts	3,897,685
580	Alsohol Alnaqia for Importing Agricultural Machinery, Equipment, and Spare Parts	3,889,591
581	Salalah for Manufacturing Furniture, Doors, and Windows	3,880,467
582	Sokrah Alalamia for Importing Foodstuffs, Livestock, and Meat	3,876,875
583	Alestefada for IT, Surveillance Systems Installation, and Software Supply	3,865,230
584	Alfodail for Importing Tires	3,841,376
585	Alezz for Paint and Putty Manufacturing	3,814,500
586	Arkan Aljadeeda for Poultry Breeding and Hatching	3,807,176
587	Altawasul Alawal for Paper Industries	3,791,616
588	Sohool Alasemah for Building Materials Manufacturing	3,785,000
589	Alghita for Manufacturing Plastic Pipes	3,777,200
590	Onwan Alwaha for Food Industries	3,762,720
591	Alkhatwa Aloula for Manufacturing Panels and Insulating Materials	3,751,000
592	Altarabot for Manufacturing Doors, Windows, and Geometrical Shapes	3,747,379

593	Asasat Almohandes for General Contracting	3,735,052
594	Manazel for Importing Electrical and Non-Electrical Devices and Spare Parts	3,731,814
595	Aljamiaa Alestihlakia for Importing Foodstuffs, Livestock, and Meat	3,716,394
596	Almostawred Aljadeed for Importing Foodstuffs, Livestock, and Meat	3,715,111
597	Alborg Alawal for Importing Means of Transport, Spare Parts, Tires, and Accessories	3,711,713
598	Dar Alkatkout for Hatching Fertilized Eggs and Producing & Training Chicks	3,708,288
599	Alzein Aldawlia for Importing Foodstuffs	3,696,453
600	Alkhalij alzaher for Food Industries	3,695,573
601	Alghot for Importing Clothes, Textiles, and Leather Products	3,652,617
602	Almaes for Food Industries	3,649,936
603	Qaraji for Importing Means of Transportation, Accessories, and Spare Parts	3,640,555
604	Sifax for Importing Medicines, Medical Equipment, and Mother & Child Supplies	3,624,430
605	Alhebara for Importing Mother & Child Supplies, Medical Equipment, and Pharmaceutical Products	3,610,768
606	Jesr aljadeed alhaded for Manufacturing Raw Materials, Operating Requirements, Sanitary Ware, and Construction Materials	3,607,642
607	Alaklel alalamia for Importing Electrical and Electronic Devices and Accessories	3,582,524
608	Seran for Importing Medicines and Medical Equipment	3,580,095
609	Aljeera for Importing Foodstuffs, Livestock, and Meat	3,530,450
610	Aleain for Food Industries and Bottling Water and Juices	3,527,388
611	Aldanoub for Importing Foodstuffs	3,524,912
612	Alpha for Importing Electrical Materials, Equipment, and Accessories	3,519,724
613	Alamazon alliby for Importing Mobile Phones and Accessories	3,498,978
614	Darb albinaa for Importing Raw Materials	3,489,530
615	Bladi for Manufacturing Animal Feed	3,487,250
616	Bedaet almeamar for Importing Building Materials and Sanitary Ware	3,483,496
617	Alrokn alelectroney for Manufacturing Electronic and Electrical Devices	3,478,910
618	Al-Yarmouk Alhadeeth Factory for Manufacturing Aluminium	3,394,736
619	Bolizan for Manufacturing Paints, Putties, and Chemicals	3,373,800
620	Alwadi alawal for Food Industries	3,367,800
621	Abnaa Belhaj Factory for Manufacturing Aluminium and PVC Doors and Windows	3,363,733
622	Alemtiaz alhadeeth for Importing Building Materials, Sanitary Ware, and Accessories	3,362,421
623	Aruad for Importing Oils and Automotive Greases	3,351,366
624	Alkof for Importing Foodstuffs	3,351,057
625	Alsalaba allibya for Iron Industries	3,313,817

626	Maraeena alkhadra for Food Industries	3,311,394
627	Tawasul Libya for Importing Electronics (Joint-Stock)	3,305,180
628	Alburj aldaolia for Manufacturing and Cutting Marble, Granite, and Building Materials	3,293,559
629	Panorama Libya for Importing Foodstuffs	3,290,505
630	Almoharakat alyabania for Importing Means of Transportation and Accessories	3,284,644
631	Alsafa alawla for Manufacturing Insulation and Chemical Additives	3,266,100
632	Alhisan aldhababy for Manufacturing Cleaning Materials	3,248,196
633	Wadi Bey alkabeer for Importing Seeds and Agricultural Supplies	3,240,000
634	Alsawla for Food Industries, Water Technology, and Manufacturing Plastic Pellets	3,228,518
635	Alnokhba for Industrial Investment (Limited Liability)	3,199,995
636	Aldawlia for Importing Electrical and Household Materials	3,179,797
637	Shaghaf for Food Industries	3,172,700
638	Altaameer for Importing Building Materials, Sanitary Ware, and Accessories	3,172,516
639	Afdal alashkal for Manufacturing Electronic and Electrical Devices	3,165,000
640	Majmouat alerteqa almutahida for Importing Means of Transportation and Accessories	3,164,490
641	Sabeel for Manufacturing Cleaning Materials	3,160,250
642	Alnujoum aldhababia for Importing Cars and Spare Parts	3,159,950
643	Aaaley Tibesti for Food Industries	3,157,000
644	Manarat Alexandria for Importing Foodstuffs	3,137,500
645	Aboshaneb for Importing Foodstuffs	3,118,486
646	Sama for Wood Industries	3,112,390
647	Altaeam aljadeed for Food Industries	3,106,231
648	Albadil altaby for Importing Medicines and Medical Equipment	3,102,504
649	Alealam alzaher for Importing Agricultural Machinery, Supplies, and Spare Parts	3,091,049
650	Alwathika alasleya for Importing Means of Transportation and Accessories	3,080,974
651	Alreef for Importing Foodstuffs	3,080,715
652	Akno for Importing Foodstuffs	3,068,511
653	Alweqaya for Importing Medical Equipment, Medicines, Pharmaceutical Products, Laboratory Equipment, and Supplies	3,061,666
654	Rokn aldea for Importing Electrical and Non-Electrical Devices, Spare Parts, and Electronics	3,055,790
655	Aseel for Importing Cleaning Materials	3,048,390
656	Maraeena alkhadra for Manufacturing Animal Feed	3,047,446
657	Libya alwatanya alawla for Wood Industries and Manufacturing All Types of Furniture	3,047,053
658	Moharakat Alpha for Importing Cars and Spare Parts (Subsidiary of Alpha Holding)	3,026,000

659	Alshamela altabya almhouda for Importing Medicines and Medical Equipment	3,018,171
660	Alestemrar for Importing Foodstuffs	3,017,250
661	Allibya almotahida for Manufacturing Wood Products	3,016,565
662	Almaw'ed Aldaqeeq for Communications and Information Technology	3,005,000
663	Riyad for Food Industries	3,002,267
664	Laren alkhair for Importing Agricultural Supplies	3,001,272
665	Yara aldaolia for Importing Foodstuffs, Livestock, and Meat	2,999,430
666	Tijan for Importing Raw Materials	2,999,304
667	Alrayyan alraqi for Importing Foodstuffs and Consumer Goods	2,998,800
668	Alhenaa aldaolia for Importing Foodstuffs and Fresh Fruits	2,998,800
669	Alsharara for Importing Electronic Devices and Data Center Equipment	2,998,600
670	Drob alshater for General Contracting and Real Estate Investment	2,998,475
671	Almaleka allibya for Food Industries	2,998,350
672	Boudor alkhair alawla for Importing Agricultural Materials, Equipment, and Machinery	2,989,341
673	Alnafedah alsehia for Importing Medical Equipment, Medicines, and Pharmaceutical Products	2,987,859
674	Almaraa almasaia for Food Industries	2,981,900
675	Alghitha aljadeed for Importing Agricultural Equipment and Machinery	2,981,363
676	Eaber almaster for Importing Electrical and Non-Electrical Devices and Spare Parts	2,980,288
677	Alhendesa for Importing Raw Materials	2,980,000
678	Dersaf for Manufacturing Marble and Granite	2,976,750
679	Alzein aldaolia aljadeeda for Importing Medical Equipment and Supplies	2,975,311
680	Alrabee aljadeed for Importing Foodstuffs	2,973,436
681	Albayan alawal for Importing Electrical Devices and Materials	2,972,100
682	Zulfa aldaolia aljadeeda for Importing Electrical, Non-Electrical, and Electronic Devices	2,970,564
683	Almajal alzakhir for Importing Electrical and Non-Electrical Devices, Spare Parts, and Electronics	2,967,816
684	Alnajm aldahaby for Importing Foodstuffs, Livestock, and Meat	2,961,000
685	Almazraea aljadeeda for Importing Livestock, Meat, and Foodstuffs	2,957,993
686	Alaqaria alhadeetha for Importing Building Materials, Sanitary Ware, and Accessories	2,957,326
687	Wateen Factory for Manufacturing Corrugated Sheet Metal	2,950,268
688	Asnaf altabya for Importing Medical Equipment	2,942,838
689	Aldaw alabyad for Importing Electronics, Electrical Materials, and Spare Parts	2,929,290
690	Almerage for Manufacturing Electronic and Electrical Devices	2,927,525
691	Qimat alaraqah for Importing Clothes	2,918,407

692	Almuheet for Importing Electrical and Non-Electrical Devices and Spare Parts	2,916,749
693	Hkool alawla for Importing Agricultural Machinery, Supplies, and Spare Parts	2,914,866
694	Altawasul almutamyez for Importing Medical Equipment and Supplies	2,913,637
695	Almazaya alaqaria for General Contracting and Real Estate Investment	2,910,743
696	Alruwad for Importing Clothes, Textiles, and Leather Products	2,909,067
697	Almabrouka for Importing Foodstuffs	2,900,643
698	Alferdous alkhadra for Importing Tractors, Agricultural Machinery, Equipment, and Materials	2,900,557
699	Alholoul allibya for Importing Raw Materials	2,900,394
700	Alketrone Altogaria for Importing Electrical and Non-Electrical Devices and Materials and Spare Parts	2,900,117
701	Sijad Tripoli for Manufacturing Carpets	2,897,296
702	Alhabba Alfedia Alalamia for Importing Agricultural Machinery, Supplies, and Seeds	2,896,800
703	Alzeraai Aldawli for Importing Agricultural Equipment and Supplies	2,896,782
704	Altaalq Albaher Alawal for Importing Electronic, Household, and Electrical Materials and Accessories	2,885,014
705	Altemayoz Factory for Manufacturing Aluminium and PVC	2,875,640
706	Nasaem Libya for Importing Decoration Materials, Hardware, and Cleaning Materials	2,872,173
707	Alfonon for Importing Books and Stationery	2,864,320
708	Alsorouh Allibya Alhadeetha for Importing Electrical and Non-Electrical Devices and Materials, Spare Parts, and Electronics	2,860,107
709	Almobhara for Manufacturing Metal and Electronic Chips	2,860,000
710	Alnoor Factory for Iron Industries	2,850,318
711	Mateen for Importing Cleaning Materials	2,841,755
712	Aalam Altaqnia for Manufacturing Paper and Plastic Cups	2,841,610
713	Alshat Aljadeed for Importing Raw Materials	2,838,969
714	Alatba Alawael for Importing Medical Equipment	2,836,057
715	Almaali Alwatanya for Manufacturing Furniture, Doors, and Windows	2,833,335
716	Alnada for Industries and Bottling Mineral Water, Juices, and Soft Drinks	2,806,417
717	Hadaek Alnaseem for Food Industries	2,805,586
718	Tareeq Alnaeim for Importing Agricultural Machinery and Equipment	2,796,331
719	Alsand Alawal for Manufacturing Furniture	2,793,953
720	Rahma Libya for Manufacturing Agricultural Machinery, Equipment, and Supplies, and Assembling and Installing Generators	2,793,456
721	Matajer for Importing Medical Equipment and Supplies	2,779,961
722	Aldeqah Alalia for Importing Foodstuffs, Livestock, and Meat	2,779,884
723	Lina Aldawaeia for Importing Medicines and Medical Equipment	2,758,570

724	Althoub Alraqi for Importing Clothes	2,750,567
725	Altuyour Almumayaza for Importing Electronic Devices and Accessories	2,750,263
726	Alabrai Alhadeetha for Importing Electrical and Non-Electrical Devices and Materials, Spare Parts, and Electronics	2,750,018
727	Alghidaa for Importing Foodstuffs	2,749,960
728	Hadeed Albinaa Almotawara for Importing Building Materials and Sanitary Ware	2,742,150
729	Alawtar Alsenaiya for Manufacturing Electronic and Electrical Devices	2,717,565
730	Almetaq Alhadeeth for Manufacturing PVC	2,713,462
731	Rahbat Albarka for Importing Foodstuffs	2,710,346
732	Altawasul Aljadeed for Manufacturing Doors, Windows, and Decorations from Aluminium, PVC, and Wood	2,709,288
733	Almasar Aldaem for Metal Industries	2,701,127
734	Bayan Libya Alalamia for Importing Electronic, Electrical, and Non-Electrical Devices, Spare Parts, and Accessories	2,700,491
735	Etr Alward for Chemical Industries and Cleaning Materials	2,700,281
736	Arzaq Alkhair for Manufacturing Foodstuffs	2,696,505
737	Almajdoub Factory for Cutting and Shaping Marble	2,694,059
738	Belhaj Alalamia for Manufacturing Doors, Windows, and Decoration Supplies	2,687,759
739	Gasr Alhamraya for Importing Foodstuffs, Livestock, and Meat	2,687,120
740	Aldawlia for Importing Medicines and Medical Equipment	2,674,784
741	Safi Libya Aljadeeda for Importing Electrical and Non-Electrical Devices and Electronics	2,670,227
742	Altafaol Factory for Manufacturing Building Materials	2,665,300
743	Shoaa Alawla for Manufacturing Building Materials and Sanitary Ware	2,659,327
744	Alsanbula for Food Industries	2,651,705
745	Altafoq for Mills and Animal Feed	2,651,500
746	Alikram for Importing Agricultural Machinery and Equipment	2,650,285
747	Altaqnia Aldawlia for Importing Medicines and Medical Supplies	2,639,856
748	Adwaa Almadina Aldhahabiya for Importing Electronic and Electrical Devices, Spare Parts, and Mobile Phones	2,638,093
749	Alqala for Manufacturing Doors and Windows from Aluminium and PVC	2,634,948
750	Alnaseem for Importing Household and Electrical Materials	2,632,990
751	Alremal Albayda for Importing Means of Transportation and Accessories	2,627,956
752	Alestiqlal for Importing Foodstuffs	2,623,642
753	Jenan Alkhair for Importing Foodstuffs	2,619,989

754	Alehtemam for Importing Medical Equipment, Medicines, Pharmaceutical Products, and Mother & Child Supplies	2,614,249
755	Alheblou Alalamia for Maritime Agencies	2,609,933
756	Bohayrat Alsaraya for Importing Electrical and Non-Electrical Devices and Spare Parts	2,603,550
757	Sahel Alhensheer for Importing Electrical Devices and Materials, Spare Parts, Electronics, and Accessories	2,602,197
758	Kfouf Alraha for Importing Medical Equipment and Supplies	2,601,672
759	Alzumorda Aldawlia for Food Industries, Mills, and Rice Milling	2,600,000
760	Alsultan for Plastic Industries	2,593,125
761	Aldiaa Aldawlia Alawla for Importing Electrical and Non-Electrical Devices and Materials, Spare Parts, and Electronics	2,577,858
762	Alqotouf Alealia for Importing Foodstuffs	2,576,460
763	Sama Altaqadom for Manufacturing Doors, Windows, and Decorations from Aluminium, PVC, Wood, and Gypsum Board	2,570,936
764	Afaaq for Importing Means of Transportation, Accessories, and Workshop Equipment	2,566,236
765	Almas for Communications and Technology	2,564,228
766	Aldar Alarabia for Importing Foodstuffs, Livestock, and Meat	2,547,826
767	Samno for Manufacturing, Packaging, and Preparing Foodstuffs, Nuts, and Coffee	2,545,000
768	Shams Aljazeera for Importing Electronic, Electrical, and Non-Electrical Devices, Spare Parts, and Accessories	2,544,600
769	Shate Alnakhil for Iron Industries	2,541,903
770	Zadco Pharma for Importing Medicines and Medical Equipment	2,538,012
771	Alanzema Almotqadema for Importing Electronic Devices, Accessories, and Spare Parts	2,530,620
772	Alnebras for Importing Foodstuffs, Livestock, and Meat	2,523,349
773	Libya Aljadeeda for Importing Cars and Spare Parts	2,518,022
774	Allibya Alaseria for Importing Electrical and Non-Electrical Devices, Electronics, and Accessories	2,501,863
775	Alsidra Aljadeeda for Importing Electrical and Non-Electrical Devices and Materials, Spare Parts, and Electronics	2,501,701
776	Alqetae Althabet for Manufacturing Aluminium	2,501,692
777	Anoud Aljabal for Importing Foodstuffs	2,499,998
778	Alwetaq Alawal for Manufacturing PVC	2,495,622
779	Alzahra Albayda for Electrical Industries of All Types	2,493,440
780	Alitqan Mobile for Importing Electronics, Electrical Materials, and Spare Parts	2,480,270
781	Alghithaa Alsami Alawal for Food Industries	2,480,000
782	Dar Alyusr for Food Industries	2,478,598

783	Alfaroug Altabia for Importing Medicines, Medical Equipment, Pharmaceutical Products, and Mother & Child Supplies	2,476,114
784	Alnawar for Importing Medical Equipment and Supplies	2,475,937
785	Alsad Alhadeetha for Mills and Animal Feed Manufacturing	2,467,900
786	Baqat Alrabee for Importing Foodstuffs	2,465,000
787	Alatheer for Manufacturing Furniture	2,457,006
788	Janoub Almotawassit for Food Development	2,456,999
789	Alearif for Importing Electrical and Non-Electrical Devices, Spare Parts, and Electronics	2,453,592
790	Majmouat Alkhaleej Alzaher for Importing Foodstuffs	2,449,780
791	Allaheq for Importing Electrical and Non-Electrical Devices and Materials, Spare Parts, and Accessories	2,447,686
792	Alataib for Importing Foodstuffs, Livestock, and Meat	2,446,275
793	Aleonwan for Importing Household Materials, Electrical and Electronic Devices, and Accessories (Subsidiary of Maiz)	2,441,919
794	Alraqm Alawal for Importing Electrical and Electronic Devices	2,434,537
795	Shaheen Almustaqbal for Importing Foodstuffs, Livestock, and Meat	2,432,714
796	Almubarakah for Food Industries (Limited Liability)	2,431,840
797	Feyoumi for Manufacturing Animal Feed and Grain Milling	2,420,093
798	Majmouat Almotawreen for Manufacturing Aluminium and PVC	2,400,993
799	Shamal Alqara for Importing Building and Sanitary Materials	2,398,155
800	Qutis for Importing Electrical and Non-Electrical Devices, Spare Parts, and Electronics	2,392,021
801	Noor Alqamar for Manufacturing Electronic and Electrical Devices	2,389,675
802	Alabanos for Manufacturing Furniture	2,387,587
803	Altehadi Alawal for Manufacturing Electronics	2,385,662
804	Alheera for Manufacturing Electronic and Electrical Devices	2,385,070
805	Almanhal for Importing Medicines, Pharmaceutical Products, and Mother & Child Supplies	2,378,919
806	Alburj Aleali for Manufacturing Electronic and Electrical Devices	2,374,650
807	Aalam Alqiadah for Importing Means of Transportation	2,367,885
808	Aljoda Alraeda for Importing Foodstuffs	2,359,203
809	Alshofan for Importing Agricultural Machinery, Supplies, and Spare Parts	2,352,274
810	Taj Alalamia Almomayaz for Importing Electrical and Non-Electrical Devices and Spare Parts	2,346,562
811	Provimi Albahar Almotawassit for Manufacturing Animal Feed (Joint-Stock)	2,344,786
812	Alrehab for Importing Cars and Spare Parts	2,342,500
813	Eshadah for Manufacturing Electronic and Electrical Devices	2,341,534
814	Alkhaleej for Manufacturing Shoes and Leather Products	2,340,536

815	Alwehda for Maritime Agencies	2,338,847
816	Alraseel for Manufacturing Furniture	2,329,681
817	Alkhat Almudee Aljadeed for Importing Electronic, Electrical, Household Devices, and Spare Parts	2,308,148
818	Alestabraq Almodee for Importing Electronic and Electrical Devices, Spare Parts, and Mobile Phones	2,286,072
819	Zakharef for Manufacturing Furniture	2,284,628
820	Alrafie for Manufacturing Electronic and Electrical Devices	2,260,025
821	Almajal Alwasea for Manufacturing Electronic and Electrical Devices	2,251,715
822	Adwaa Almarazeeq for Manufacturing Animal Feed and Grain Milling	2,250,000
823	Mafateeh Alkhair for Importing Electrical Devices and Materials, Spare Parts, Electronics, and Accessories	2,250,000
824	Tuyour Aljana for Importing Books and Stationery	2,249,165
825	Alhazel Almumayaz for Manufacturing Sponge and Mattresses (Limited Liability)	2,245,756
826	Kona for Importing Foodstuffs	2,232,121
827	Alburj Alfadhi for Importing Electronics and Household Materials	2,223,950
828	Sandra for Importing Foodstuffs, Livestock, and Meat	2,215,888
829	Alsaraya Alalamia for Wood Industries	2,211,315
830	Jawharat Alsenaiya for Manufacturing Aluminium and PVC	2,202,907
831	Althwabet Alraqia for Importing Sanitary Materials	2,200,492
832	Alshat Aljadeed for Importing Raw Materials	2,193,530
833	Ard Alkhairat for Manufacturing Coffee	2,179,584
834	Bayan Alkhair Almotawasel for Importing Building Materials, Sanitary Ware, and Accessories	2,172,637
835	Alomma Almotahida for Printing, Publishing, Media, Paper Industries, Packaging, and Wrapping	2,170,159
836	Droub Albidaa for Importing Agricultural Machinery, Supplies, and Spare Parts	2,160,000
837	Noor Altaqadom for Importing Foodstuffs	2,159,096
838	Alittehad Alflahe for Importing Electrical Materials and Spare Parts	2,156,228
839	Alsharq Alawsat for Manufacturing Heavy Machinery	2,153,000
840	Allamsa Aljadeeda for Manufacturing Furniture	2,144,750
841	Almanazel Albaraqa for Importing Decoration Materials, Hardware, and Cleaning Materials	2,125,932
842	Alghiran Aljadeeda for Importing Furniture	2,124,296
843	Tawasul Alghad for Importing Foodstuffs	2,122,285
844	Alwaha for Insurance	2,120,913
845	Almawad Alsehia for Manufacturing Medical Cotton	2,120,295
846	Anwar Misrata for Importing Electrical and Non-Electrical Devices, Spare Parts	2,114,964
847	Alsahl for Communications and Technology (Joint-Stock)	2,113,274

848	Alrefaq Aljudod for Importing Livestock and Meat	2,108,200
849	Alresala for Importing Electronic Devices	2,100,000
850	Altawonia for Iron Industries	2,094,212
851	Almustaqbal Alwadeh for Importing Mother and Child Supplies	2,093,342
852	Alrakhah for Manufacturing Flour and Its Derivatives	2,080,000
853	Alghithaa Alsehi for Importing Foodstuffs	2,076,118
854	Alsawaed Alalamia for Importing Foodstuffs, Livestock, and Meat	2,062,789
855	Shamal Ifriqya for Manufacturing Soap and Cleaning Materials	2,045,984
856	Alsadah Almumayazoun for Food Industries and Sweets	2,041,095
857	Itar Alafdal for Importing Means of Transportation and Accessories	2,040,926
858	Nepal for Importing Means of Transportation and Accessories	2,024,510
859	Aboudabous Factory for Manufacturing Plastic Containers and Household Materials	2,021,237
860	Alsahil Almotawar Alawli for Importing Electrical and Non-Electrical Devices, Spare Parts, and Electronics	2,020,666
861	Mafaza Lilmaharekat for Importing Means of Transportation and Accessories	2,016,416
862	Alghadaq for Importing Foodstuffs	2,014,377
863	Mawasem Alkhair for Manufacturing Animal Feed (Subsidiary of Alnoor Holding Group)	2,000,000
864	Wodian Alrabee for Mills and Animal Feed	1,999,250
865	Rouboua Albwady for Manufacturing Animal Feed	1,999,250
866	Alandalus for Manufacturing Animal Feed and Its Derivatives	1,999,250
867	Alzaher Allibi for Importing Jewelry, Precious Stones, and Precious Metals	1,996,941
868	Adwaa Alshamal for Importing Electrical Materials	1,996,044
869	Alyaqeen Aldawlia for Importing Jewelry	1,995,145
870	Afnan for Importing Jewelry, Precious Stones, and Precious Metals	1,992,450
871	Qarara for Importing Jewelry, Precious Stones, and Precious Metals	1,984,995
872	Alrowad Aldawli Factory for Manufacturing Clothes	1,974,630
873	Wakeel Zliten for Importing Foodstuffs, Fruits, and Meat	1,972,500
874	Althuraya for Importing Building Materials, Sanitary Ware, and Accessories	1,970,890
875	Ouras Aljadeeda for Manufacturing Furniture	1,968,217
876	Wadi Erm Aldawlia for Importing Cars and Spare Parts	1,965,084
877	Altarik for Importing Agricultural Supplies	1,947,712
878	Ghernata Aldawlia for Importing Foodstuffs, Livestock, and Meat	1,944,275
879	Safaa Altareeq for Importing Foodstuffs, Livestock, and Meat	1,927,300
880	Almarran for Manufacturing Furniture	1,922,238
881	Alreyada Albahria for Maritime Agencies	1,915,559

882	Masarat Alelm for Communications and Information Technology	1,900,800
883	Almahsool Alakhder for Rice Mills, Food Industries, Flour Milling, and Its Derivatives	1,894,000
884	Alsafia Aldhahabiya for Mills and Animal Feed	1,890,000
885	Afaq Alhayat for Importing Electronic Devices, Accessories, and Spare Parts	1,870,912
886	Ater Alhamein for Importing Foodstuffs and Fresh Fruits	1,866,440
887	Azzawya Naft for Importing Oils and Car Accessories	1,862,459
888	Alnokhba for Importing Foodstuffs	1,855,815
889	Alaemeda Almudiyaa for Importing Building Materials and Sanitary Ware	1,854,900
890	Delta Almotahida for Manufacturing Packaging and Wrapping Materials	1,852,860
891	Marhaba for Importing Foodstuffs	1,852,407
892	Albenaa Almethali for Importing Electrical and Non-Electrical Devices and Spare Parts	1,845,400
893	Awtaad Albenaa for Importing Building Materials, Sanitary Ware, and Accessories	1,839,000
894	Talia for Importing Foodstuffs	1,822,336
895	Lamees Alwiqaya for Importing Mother and Child Supplies	1,819,911
896	Najmat Algharb for Importing Building Materials, Sanitary Ware, and Accessories	1,819,800
897	Sultan Albaraka for Importing Foodstuffs	1,819,680
898	Engaz Alwataniya for Manufacturing Building Materials	1,811,700
899	Almottahida Aljadeeda for Importing Cars and Spare Parts	1,808,594
900	Alkhalij for Coffee Production and Preparation of Spices, Nuts, and Legumes	1,808,040
901	Alqout for Food Industries	1,794,512
902	Kayan Altawasul for Importing Mobile Phones and Accessories	1,789,346
903	Jusour Alnahda for Importing Foodstuffs, Livestock, and Meat	1,780,666
904	Allibiya Alsareaa for Aviation Services	1,775,555
905	Alasas Alraqi Aljadeed for Importing Building Materials, Sanitary Ware, and Accessories	1,760,480
906	Alboutnan for Importing Veterinary Medicines	1,759,368
907	Tamar Almousim for Manufacturing Agricultural Equipment	1,750,500
908	Alzahra for Importing Medical Equipment, Medicines, Medical Preparations, and Mother and Child Supplies	1,744,792
909	Altaqadom Aldawlia for Manufacturing Cleaning Materials	1,741,747
910	Almawared Almotahida for Importing Foodstuffs	1,736,791
911	Al-Sadaqa Al-Dawliya for Importing Various Means of Transportation and Spare Parts	1,729,844
912	Almotatawera for Importing Electrical Devices and Spare Parts	1,728,599
913	Albariq Alawal for Manufacturing Electronic and Electrical Devices	1,724,686
914	Alkayan for Paper Industries, Packaging, and Printing	1,720,600
915	Fares for Networks and Information Technology	1,714,379

916	Almaysem Aldawlia for Importing Clothes, Textiles, and Leather Products	1,712,617
917	Rahma for Importing Means of Transportation and Accessories	1,704,409
918	Alasaleeb Alfanya for Excavation Works and General Contracting	1,701,242
919	Deqqat Alekhtiar for Importing Electrical and Non-Electrical Devices and Spare Parts	1,695,947
920	Alruya Alalamia for Paints and Putties	1,695,238
921	Aljousour for Importing Agricultural Machinery, Supplies, and Equipment	1,688,521
922	Alatlas Aldawlia for Importing Medicines, Medical Preparations, and Mother and Child Supplies	1,687,823
923	Rawafed Almustaqbal for Importing Foodstuffs	1,687,183
924	Konoz alsahel for Importing Foodstuffs, Livestock, and Meat	1,686,289
925	Albonyan Alfadhi for Importing Foodstuffs	1,680,324
926	Alrasen for Importing Medicines and Medical Equipment	1,680,275
927	Alyanboua Aldawlia for Importing Foodstuffs	1,665,000
928	Aljadeed for Iron Industries	1,660,817
929	Aljeera Alalamia for Importing Foodstuffs, Livestock, and Meat	1,655,000
930	Mas for Plastic Industries	1,652,538
931	Alrahaa for Importing Foodstuffs, Livestock, and Meat	1,652,040
932	Alsadd Alali for Manufacturing Electronic Devices	1,650,194
933	Alshareqa for Importing Perfumes and Cosmetics	1,650,000
934	Zahrat Alyasmeen for Importing Agricultural Equipment	1,646,477
935	Alain Alsaheira for Importing Foodstuffs	1,643,730
936	Almasar Allibi for Importing Foodstuffs, Livestock, and Meat	1,639,304
937	Donya Alseha for Importing Veterinary Medicines, Serums, and Vaccines	1,626,300
938	Alwadi for Importing Building Materials and Sanitary Ware	1,623,922
939	Alalam Aljadeed for Manufacturing Electronics	1,623,900
940	Alhabbah Aldhahabiya Aldawlia for Importing Agricultural Machinery, Supplies, Seeds, Fertilizers, Harvesting, Plowing Equipment, and Spare Parts	1,619,955
941	Jabal Alkof for Importing Cars and Spare Parts (Subsidiary of Akakus)	1,613,778
942	Alsahraa Alkabira for Manufacturing Cleaning Materials	1,610,000
943	Rand for Food Industries	1,609,030
944	Alsayadela for Importing Medicines and Medical Supplies	1,607,750
945	Aljohra for Importing Cleaning Materials (Limited Liability)	1,607,737
946	Essam & Partners for Manufacturing Coffee	1,604,315
947	Beit Alsafwa for Manufacturing Aluminium and PVC	1,598,739
948	Alraed Allibi for Manufacturing Foodstuffs	1,587,520
949	Alramal for Importing Mother and Child Supplies	1,583,985

950	Almotaaliya for Communications and Technology	1,581,994
951	Karzaz for Importing Building Materials, Sanitary Ware, and Accessories	1,580,134
952	Aboubakr Salem Maloug Factory for Paper Manufacturing	1,579,600
953	Nahj Alaseema for Manufacturing Furniture	1,577,590
954	Alrudwan for Importing Medicines, Supplies, and Medical Equipment	1,572,411
955	Majmouat Alawail Aljadeeda for Manufacturing Furniture and Accessories	1,570,059
956	Alnajma for Soap Manufacturing	1,568,371
957	Alwaseela for Food Industries	1,563,613
958	Raneen Alawal for Communications and Technology	1,539,469
959	Condor Libya for Importing Electrical and Non-Electrical Devices, Spare Parts, and Electronics	1,539,400
960	Almouja for Electronic Industries	1,537,515
961	Alemaad for Importing Medicines, Medical Equipment, Medical Preparations, and Mother and Child Supplies	1,533,594
962	Alrawnaq Factory for Wood Industries	1,532,590
963	Aljousour Alfadhiya for Importing Building Materials and Sanitary Ware	1,532,500
964	Barneeq for Importing Industrial Machinery and Equipment	1,531,200
965	Daleel Alamakn for Importing Electrical and Non-Electrical Devices, Spare Parts, and Electronics	1,526,720
966	Qasr Aljibran for Importing Foodstuffs, Livestock, and Meat	1,523,660
967	Jadeed Alomma for Importing Cars, Spare Parts, and Accessories	1,514,310
968	Almoharrikat Allibiya for Importing Cars and Spare Parts	1,513,178
969	Alshahen Aldawlia for Importing Foodstuffs	1,502,300
970	Albadil Alsenai for Manufacturing PVC	1,500,194
971	Taj Alghithaa Alawal for Flour Mills and Animal Feed Manufacturing	1,499,850
972	Shomoua Alenashaat wa Alsenaat Almadania	1,499,786
973	Beity Almateen for Manufacturing Aluminium	1,494,632
974	Jebal Libya for Importing Heavy Machinery, Spare Parts, and Factory Equipment	1,490,430
975	Alborj Alalamia for Importing Means of Transportation and Accessories	1,480,000
976	Alfakhira for Importing Foodstuffs and Fruits	1,463,364
977	Altekamel Factory for Manufacturing Corrugated Sheet Metal	1,456,450
978	Alalama Alwataniya for Food Industries	1,455,862
979	Alshafaq for Information Technology	1,454,350
980	Majmouat Alghithaa Alwataniya for Importing Foodstuffs	1,451,800
981	Altanara for Fishing and Canning Fish	1,451,600
982	Altelal for Importing Agricultural Machinery, Supplies, and Spare Parts	1,447,302

983	Bawwabet Libya for Importing Medical Equipment, Medical Preparations, and Mother and Child Supplies	1,444,138
984	Ard Alhayat for Agricultural Development and Livestock Production	1,440,000
985	Aljowda Almotakamela for Importing Agricultural Machinery, Supplies, and Spare Parts	1,440,000
986	Alnoor Alabyad for Importing Agricultural Machinery and Supplies	1,440,000
987	Alnahda Allibiya for Manufacturing Carton and Paper Products	1,435,823
988	Aynor Alola for Manufacturing Kitchens and Furniture	1,416,251
989	Altamad for Poultry Breeding and Hatching	1,414,094
990	Belhaj Factory for Manufacturing Mats and Accessories from Plastic and Aluminium	1,412,296
991	Majmouat Alhdayeq Alkhadra for Importing Foodstuffs	1,410,000
992	Bariq Alaser Aldawlia for Importing Building and Sanitary Materials and Accessories	1,400,777
993	Zlal Alkhaleej for Importing Computers	1,394,547
994	Almaamoura Aljadeeda for Mills, Animal Feed, and Rice Mills	1,394,375
995	Aghthiyat Alshuhada for Importing Foodstuffs	1,390,900
996	Almoasas Alraqi for Iron Industries	1,381,950
997	Jood Libya for Importing Agricultural Machinery, Supplies, and Spare Parts	1,373,571
998	Majmouat Alshahid for Importing Foodstuffs	1,365,000
999	Alsahel Alakhder for Mills and Animal Feed	1,357,493
1000	Alqala for Importing Agricultural Supplies (Joint Stock)	1,357,140
1001	Abraj Althahabiya for Paints and Putties	1,355,782
1002	Alraheeq Alazraq for Food Industries	1,353,060
1003	Alsand for Wood Industries	1,342,312
1004	Alborj Alghithai Aljadeed for Importing Foodstuffs, Livestock, and Meat	1,340,000
1005	Saba for Importing Foodstuffs	1,335,188
1006	Aalam Alitqan Alawal for Information Technology	1,316,150
1007	Alteknologia Alsenaiya for Metal and Steel Works and Constructions	1,310,892
1008	Almadina Misrata for Manufacturing Paints, Putties, and Construction Chemicals (Subsidiary of Almadina Misrata Holding)	1,306,682
1009	Fine for Manufacturing Sponge and Living Room Sets	1,302,417
1010	Almarsaa Factory for Manufacturing Metal Furniture	1,301,672
1011	Almazare Alwatani for Importing Agricultural Machinery, Supplies, and Spare Parts (LLC)	1,292,829
1012	Almajmoua Aljanoubia for Information Technology	1,288,257
1013	Dar Alkhbra for Importing Cars and Spare Parts	1,285,420
1014	Alethar Aldaem for Importing Foodstuffs, Livestock, and Meat	1,283,436
1015	Albadil for Importing Electronic Devices and Accessories	1,280,710

1016	Althwabet Almotahida for Information Technology and Communication Systems	1,269,105
1017	Rkaz for Importing Building Materials, Sanitary Ware, and Accessories	1,268,895
1018	Majmouat Almurshid for Importing Means of Transportation and Accessories (LLC)	1,268,358
1019	Shomoos Alghithaa for Importing Foodstuffs, Livestock, and Meat	1,264,327
1020	Bahirat Alsaraya for Importing Heavy Machinery, Equipment, Spare Parts, and Factory Equipment	1,263,013
1021	Hadathat Alaser for Importing Agricultural Machinery, Supplies, and Spare Parts	1,256,816
1022	Almazare Alawal for Importing Livestock and Meat	1,255,142
1023	Alsada for Importing Medical Equipment, Supplies, and Pharmaceutical Products	1,254,313
1024	Althkaaa Alsenai Alawal for Computer Services, Electronic Systems, and Information Technology	1,251,000
1025	Majmouat Albassatine Alkhadra for Importing Foodstuffs, Fresh Fruits, Livestock, and Meat	1,250,000
1026	Alasema Alalamia for Importing Cars and Spare Parts	1,248,563
1027	Abwab Alfatih for Importing Stationery and Office Supplies	1,241,694
1028	Abwab Alfatih for Importing Stationery and Office Supplies	1,234,761
1029	Altanmia Alhandasia for Manufacturing Trailers	1,234,714
1030	Majmouat Almarj for Importing Foodstuffs, Livestock, and Meat	1,232,280
1031	Jeel Alamal for Importing Livestock and Meat	1,231,200
1032	Almarmer Alsaafi for Importing Building Materials, Sanitary Ware, and Accessories	1,224,029
1033	Altawafuq Aldawlia for Importing Electrical and Electronic Devices and Accessories	1,207,116
1034	Altahadi Alawal for Furniture Manufacturing	1,206,815
1035	Alrabee for Manufacturing Diapers, Health Care Supplies, and Detergents	1,202,887
1036	Tazweed Libya for Importing Foodstuffs	1,202,382
1037	Alqala Alkubra for Importing Agricultural Supplies and Spare Parts	1,200,642
1038	Adwaa Almotawaset for Importing Electrical and Electronic Devices	1,200,364
1039	Alzad Alshafi for Importing Medicines, Mother and Child Supplies, and Medical Equipment	1,200,100
1040	Tabahi for Communications and Information Technology	1,195,218
1041	Alqasr Almalaki for Importing Medical Equipment, Medicines, Medical Preparations, and Mother and Child Supplies	1,192,765
1042	Alitar Alamin for Importing Tires, Batteries, and Car Accessories	1,187,697
1043	Almotawaset Alzaher for Importing Foodstuffs	1,182,932
1044	Alalamia Almotamayeza for Importing Means of Transportation and Accessories	1,182,412
1045	Gharyan Aldawlia for Importing Electrical, Electronic, and Other Devices	1,177,716
1046	Alsharika Alalamia for Beverages	1,177,600
1047	Maedat Alrahman for Importing Foodstuffs	1,174,444
1048	Belhaj Aldawlia wa Shurakaoh for Importing Electrical, Non-Electrical, and Electronic Devices and Spare Parts	1,165,879

1049	Najmat Almajara for Importing Livestock and Meat	1,160,064
1050	Alqweri for Iron Industries	1,158,531
1051	Azka for Importing Means of Transportation and Accessories	1,154,832
1052	Ameel for Importing Electrical, Non-Electrical, and Electronic Devices and Spare Parts	1,154,084
1053	Alhaql Alakhder for Importing Agricultural Machinery, Supplies, and Spare Parts	1,152,750
1054	Alwataniya Alawla for Flour and Animal Feed Manufacturing	1,152,088
1055	Almasdar Alalamia for Importing Foodstuffs, Meat, and Livestock	1,141,106
1056	Sultan Alkhair for Importing Foodstuffs	1,140,025
1057	Khayr Albarari for Animal Feed Manufacturing	1,139,400
1058	Alharam for Manufacturing Paints and Plastic and Metal Containers	1,132,672
1059	Almotahida for Manufacturing Aluminium, PVC, and Decoration	1,132,619
1060	Almothallathat for Food Industries (Joint Stock)	1,130,553
1061	Afaq Almajara for Importing Meat and Livestock	1,129,176
1062	Sah for Technology, Importing Books, Stationery, and Office Equipment	1,129,000
1063	Alsari Alawal for Importing Heavy Equipment	1,124,400
1064	Alrabee Factory for Manufacturing Cleaning Products	1,118,072
1065	Junaid for Manufacturing Home and Office Furniture	1,110,283
1066	Almotahida Allibiya for Importing Electronic, Electrical, and Non-Electrical Devices, Spare Parts, and Accessories	1,109,361
1067	Afaq Altatweer for Manufacturing Aluminium and PVC	1,104,964
1068	Qawaed Almajd for General Contracting and Real Estate Investment	1,103,961
1069	Jabal Alsharq for Poultry Farming and Production of Eggs and Meat	1,101,696
1070	Albayader Alkhadra for Importing Various Means of Transportation and Accessories	1,100,631
1071	Alitlala Almotamayeza for Assembling and Manufacturing Electronics, Software, and Spare Parts	1,100,249
1072	Mazraat Alamal for Importing Agricultural Machinery, Supplies, and Spare Parts	1,089,310
1073	Aljowda Alalia for Agricultural and Livestock Investment	1,084,350
1074	Najmat Alkhair for Paper Industries	1,083,948
1075	Alrokn Alsharqi for Information Technology	1,080,000
1076	Murooj Libya for Importing Agricultural Machinery, Supplies, and Spare Parts	1,076,440
1077	Alamiral for Importing Cleaning Products, Decorations, and Hardware	1,074,876
1078	Alaawafi for Importing Foodstuffs	1,073,998
1079	Alishraq Aljadeed for Furniture Manufacturing	1,072,395
1080	Alzohaa for Importing Foodstuffs	1,070,060
1081	Aalam Almudhi for Importing Electrical, Non-Electrical, and Electronic Devices and Spare Parts	1,066,569

1082	Mayar Alola Alalamia for Importing Foodstuffs, Livestock, and Meat (LLC)	1,058,546
1083	Shamal Afreeqia Aldawlia for Importing Electric Generators and Spare Parts	1,054,804
1084	Misrata Factory for Manufacturing Plastic Pipes	1,051,709
1085	Alsemet for Importing Medicines, Medical Equipment, Medical Preparations, and Mother and Child Supplies	1,050,227
1086	Tanafus Albinaa for Importing Building Materials, Sanitary Ware, and Accessories	1,049,409
1087	Alhdayeq Alhaditha for Importing Agricultural Machinery, Supplies, and Spare Parts	1,047,750
1088	Alsharika Alalamia for Prefabricated Buildings	1,045,283
1089	Alkawkab Althahabi for Importing Electronic Devices, Accessories, and Spare Parts	1,042,050
1090	Alamani Albayda for Importing Foodstuffs	1,040,917
1091	Qasr Alsadeer for Importing Ceramics and Building Materials	1,039,985
1092	Louran for Importing Foodstuffs, Meat, and Livestock	1,032,652
1093	Verona for Importing Foodstuffs, Livestock, and Meat	1,030,178
1094	Alrabeeh Alsaed for Importing Building and Sanitary Materials and Accessories	1,029,266
1095	Alnakhil Alawal for Importing Raw Materials	1,029,228
1096	Hadaf Alsalama for Information Technology	1,020,026
1097	Almezan Almatloub for Information Technology	1,019,672
1098	Alsor'a Aldaqiqa for Information Technology	1,018,702
1099	Alsiraj Almunir for Information Technology	1,016,961
1100	Alhasad Aldaem for Importing Agricultural Machinery, Supplies, and Spare Parts	1,014,307
1101	Alzaytouna Alkhadra for Importing Agricultural Machinery, Supplies, and Spare Parts	1,008,963
1102	Sipes Libya for Joint Paint Manufacturing	1,005,075
1103	Almazraa Aldhahabiya for Agricultural Investment and Production	1,004,302
1104	Altheqa Aldawlia for Electromechanical Works	1,000,000
1105	Alzarroug for Maritime Agencies	999,920
1106	Altawzee Alshamel for Information Technology	999,318
1107	Manarat Shahat Factory for Aluminium	998,116
1108	Alboroj Almotahida Aloula for Manufacturing Animal Feed, Flour, and Grain Milling	997,500
1109	Alyasmeen Aldawlia for Food Industries	996,855
1110	Nojoum Alsheyaka for Importing Clothes, Textiles, and Shoes	993,888
1111	Almazraa Allibiya Aloula for Importing Foodstuffs, Livestock, and Meat	992,250
1112	Alnabd Aljadeed for Communications and Information Technology	988,100
1113	Quwat Alfolad for Manufacturing Hangars, Prefabricated Houses, and Metal Forming	987,550
1114	Alejmaa for Importing Household and Electrical Appliances	986,472

1115	Alfahd Alsaree for Importing Raw Materials	980,546
1116	Gharb Almotawaset for Importing Cleaning Materials	980,347
1117	Almotahida Allibiya Aljadeeda for Importing Electronic Devices and Mobile Phones	980,120
1118	Rimal Libya for Communications and Information Technology	976,080
1119	Alzad Alalamia for Food Manufacturing	975,465
1120	Rawasi Alsahraa for Importing Oils, Greases, Means of Transportation, and Accessories	971,684
1121	Almontaha Aldawlia for Importing Electrical, Non-Electrical Devices, and Spare Parts	970,632
1122	Alwaqeya for Manufacturing Building Materials, Sanitary Ware, and Accessories	965,800
1123	Garza for Importing Foodstuffs and Fresh Fruits	961,381
1124	Alghazl for Importing Clothes, Textiles, and Leather Products	960,000
1125	Albadil Almomtaz for Importing Electrical, Non-Electrical, and Electronic Devices	956,280
1126	Alittihad Alraeda for Importing Furniture	951,467
1127	Allibiya Aloula for Soap and Cleaning Materials Manufacturing	949,798
1128	Alzاهر for Manufacturing Office and Home Furniture	949,299
1129	Almaha for Importing Veterinary Vaccines and Medicines	944,748
1130	Alraeda for Manufacturing Building Materials	941,247
1131	Aldar Aljadeeda for Importing Building and Sanitary Materials and Accessories	940,350
1132	Altaqadom for Metal and Plastic Industries	932,162
1133	Altair Alabyad for Food Industries	930,628
1134	Loreen for Importing Agricultural Machinery, Supplies, and Spare Parts	930,046
1135	Rokn Almotawaset for Manufacturing Electronic and Electrical Devices	928,850
1136	Almasar Aljadeed for Importing Various Means of Transportation, Cars, and Spare Parts	921,790
1137	Victoria for Importing Foodstuffs	919,626
1138	Wafra Almadina for Food Industries	917,535
1139	Beladi Factory for Paint Manufacturing	915,436
1140	Alrahmani for Clinker Grinding and Cement Manufacturing	914,000
1141	Alejthad for Importing Electrical, Non-Electrical Devices, and Spare Parts	909,606
1142	Alshifaa for Importing Medicines	906,745
1143	Apollonia Pharma for Importing Medicines, Mother and Child Supplies	906,314
1144	Dar Altijara for Importing Foodstuffs, Livestock, and Meat	905,993
1145	Aleamar Albaher for Importing Electrical Devices, Spare Parts, and Equipment	904,335
1146	Altarabet Aldaem for Importing Means of Transportation and Accessories	900,500
1147	Moheet Almadina for Importing Electronic Devices	900,000
1148	Aloloom for Importing Electronics	900,000

1149	Ishraqat Alamal for Agricultural and Livestock Investment and Poultry Farming	900,000
1150	Alnojoom Aljadeeda for Importing Foodstuffs, Livestock, and Meat	898,629
1151	Oobour for Electronic Payment Solutions (JSC)	896,770
1152	Arkan Libya for Furniture Manufacturing	895,126
1153	Gamma Libya for Importing and Distributing Electrical Equipment and Spare Parts	893,611
1154	Motlaa Alfajr Group for Importing Foodstuffs, Fruits, Vegetables, Meat, and Livestock	892,172
1155	Jabal Alnoor for Importing Clothes, Textiles, and Leather Products	889,303
1156	Enarat Almotawaset for Importing Electrical, Electronic, and Non-Electrical Devices	888,789
1157	Ghadames Aviation (Subsidiary of Panorama Holding)	886,598
1158	Roya Almostaqbal for Importing Foodstuffs	884,025
1159	Ater Alsharq for Importing Cleaning Materials	883,977
1160	Alrahba for Importing Foodstuffs	869,130
1161	Alqetaat Alhaditha for Aluminium Manufacturing	867,711
1162	Albayt Aljadeed for Manufacturing Electronic and Electrical Devices	856,592
1163	Almada Alaqari for Importing Building and Sanitary Materials and Accessories	856,254
1164	Awraq Alkhair for Importing Foodstuffs, Livestock, and Meat	849,695
1165	Banan for Importing Perfumes, Cosmetics, Hardware, and Cleaning Materials	847,786
1166	Alalamia for Manufacturing Sweets and Foodstuffs	837,434
1167	Medico for Importing Medicines, Medical Equipment, Medical Preparations, and Mother and Child Supplies	830,181
1168	Alafdal for Animal Feed Manufacturing	825,000
1169	Ras Almajjen Factory for Manufacturing Doors, Windows, and Aluminium & PVC Designs	823,756
1170	Alnajma Aloula for Importing Restaurant, Hotel, and Café Equipment	822,945
1171	Buyout Alezz Group for Importing Building, Sanitary, and Electrical Materials	822,454
1172	Altawafuq Aldaem for Importing Foodstuffs	810,575
1173	Alkof Albaher for Importing Heavy Machinery, Equipment, and Spare Parts	810,474
1174	Almotafouqa for Importing Electronics	797,783
1175	Alkhabeer Almoaalij for Importing Building and Sanitary Materials and Accessories	795,173
1176	Almozan for Importing Foodstuffs, Livestock, and Meat	794,694
1177	Alyaqout Alsaafi for Importing Heavy Machinery, Equipment, Supplies, Spare Parts, and Factory Equipment	791,911
1178	Aldiaa Alraqi for Iron Industries	786,485
1179	Jisr Alkhaleej for Importing Livestock and Meat	780,702
1180	Altaqadom Alwatani for Importing Building and Sanitary Materials and Accessories	779,912
1181	Almajmouaa Allibiya for Importing Air Conditioning and Heating Systems	777,686
1182	Leiptez for Importing Foodstuffs	777,196

1183	Alrayhana for Food Industries	775,779
1184	Alwidad for Importing Foodstuffs, Livestock, and Meat	774,900
1185	Alshams Altebbiya for Importing Medical Equipment, Medical Preparations, and Mother and Child Supplies	772,684
1186	Garnab for Importing Cars, Spare Parts, Oils, and Greases	771,250
1187	Alhemma for Importing Medicines and Medical Equipment	769,985
1188	Drob Alrakh'a for Importing Foodstuffs	768,500
1189	Almaleka Aldhabiya for Importing Mother and Child Supplies	760,714
1190	Meftah for Importing Clothes, Textiles, and Leather Products	760,295
1191	Altanmia for Importing Oil and Gas Equipment	758,195
1192	Oloom Alahyaa for Medical and Laboratory Services (JSC)	756,465
1193	Croci for Manufacturing Aluminium and PVC	753,854
1194	Naseem Albaher Misrata for Food Industries	753,118
1195	Alarabia for Importing Books and Stationery	752,128
1196	Andra for Cleaning Materials Manufacturing	751,982
1197	Alsooud Almethali for Importing Means of Transportation and Accessories	749,023
1198	Alwakeel Alalamia Aloula for Importing Medicines, Mother and Child Supplies, and Medical Equipment	748,554
1199	Manahil Almeamar for Importing Building and Sanitary Materials	748,007
1200	Alresala for Importing Foodstuffs	745,821
1201	Almeamar Altam for Importing Electrical Devices and Materials	745,246
1202	Alenmaa Altadamonya for Importing Building Materials	743,504
1203	Sofana for Importing Foodstuffs, Livestock, and Meat	742,276
1204	Alawras Altijaria for Importing Foodstuffs, Livestock, and Meat	740,306
1205	Wadi Alhayat for Importing Means of Transportation and Accessories	739,300
1206	Albasma Altebbiya Aldawlia for Importing Medicines and Medical Equipment	738,322
1207	Baker for E-Commerce and Delivery	736,102
1208	Babel Alhaditha for Importing Clothes, Textiles, Shoes, and Leather Products	735,542
1209	Alqareeb for Financial and Electronic Services	733,450
1210	Alghithaa Alafdal for Importing Foodstuffs (LLC)	731,997
1211	Alanees for Importing Cosmetics	730,085
1212	Alnahda Alwataniya for Importing Means of Transportation and Accessories	729,569
1213	Aborwayla Factory for Manufacturing Household and Plastic Products	726,445
1214	Alhijaz Aldawlia for Importing Foodstuffs, Livestock, and Meat	720,551
1215	Aldawlia for Importing Agricultural Materials and Supplies	720,000
1216	Yamamat Alsharq for Importing Foodstuffs	715,423

1217	Manar Alghad for Importing Foodstuffs	713,134
1218	Alnakha Alalamia Alhaditha for Importing Tobacco, Cigarettes, and Supplies	713,040
1219	Bawwabat Aleimara for General Contracting and Real Estate Investment	712,432
1220	Sadeem Aldawlia for Importing Foodstuffs, Livestock, and Meat	711,162
1221	Qobtan Libya for Importing Foodstuffs, Livestock, and Meat	709,912
1222	Alatwar for Importing Electrical Systems	707,247
1223	Alrasikha for Importing Building Materials, Sanitary Ware, and Accessories	706,472
1224	Jawharat aljabal for Importing Medical Equipment and Mother & Child Supplies	703,710
1225	Mashariq alkhair for Furniture Manufacturing and Accessories	702,072
1226	Belhaj Factory for Manufacturing Car Radiators	701,543
1227	Estel International for Iron Industries	701,297
1228	Alrubie Factory for Manufacturing Sweets and Packing Pulses	700,588
1229	Bianchi for Importing Clothes	700,000
1230	Libya Alataa for Importing Foodstuffs	697,930
1231	Kayan for Manufacturing Water and Oil Factory Supplies	696,249
1232	Ammar Group for Manufacturing Building Materials	695,520
1233	Alkees for Plastic Industries	695,385
1234	Khazfiya for Importing Building Materials and Sanitary Ware	694,726
1235	Alsaraha for Importing Means of Transportation and Accessories	688,900
1236	Aldaleel Altibi for Importing Medicines and Medical Products	688,000
1237	Buyout Alezz for Manufacturing Building Materials	686,720
1238	Homey for Importing Electrical and Non-Electrical Materials and Spare Parts	679,519
1239	Almajmoua Alraeda for Manufacturing Cups and Café Supplies	677,360
1240	Alsaqeya for Importing Foodstuffs, Livestock, and Meat	670,715
1241	Qartaj Al-Dawliya for Importing Foodstuffs and Fresh Fruits	665,855
1242	Aalam Alitqan for Iron Manufacturing	659,927
1243	Alzeitona for Plastic Industries	657,518
1244	Tobruk for Refining and Packaging Vegetable Oils	656,000
1245	Albeskel for Importing Electrical and Household Materials	645,669
1246	Aalam Almoshreq for Scrap Collecting, Sorting, and Compressing	643,246
1247	Karakas for Importing Foodstuffs	642,136
1248	Alhilal for Importing Electrical and Non-Electrical Materials, Spare Parts, and Electronic Devices	641,080
1249	Bladi Aljadida for Food Industries	640,478
1250	Rawafed Almadina for Importing Electrical Materials and Spare Parts	638,650

1251	Alaqlcem for Importing Foodstuffs and Meat	635,470
1252	Wadi Zain for Importing Medicines, Medical Products, and Mother & Child Supplies	626,793
1253	Alnoor Alhadith for Importing Foodstuffs	624,815
1254	Altaawon Alsaate for Importing Building Materials, Sanitary Ware, and Accessories	619,964
1255	Tebesty for Importing Electrical and Non-Electrical Materials, Spare Parts, and Electronic Devices	618,757
1256	Yafa Altejariya for Importing Medical Equipment, Medicines, Medical Products, and Mother & Child Supplies	618,494
1257	Qartaj Alalamia for Importing Foodstuffs	617,335
1258	Alosour for Importing Clothes, Textiles, and Leather Products	616,152
1259	Almasfoufa Alraqmia for Telecommunications, IT, and Value-Added Services	613,700
1260	Tajheezat Alobour for Importing Car Spare Parts	611,224
1261	Alalama Aloula for Importing Medical Equipment, Medicines, Medical Products, and Mother & Child Supplies	610,551
1262	Alandalus for Ice Cream Manufacturing	609,920
1263	Alhussein for Electrical Industries and Services	609,337
1264	Alrawi for Manufacturing Dairy and Its Derivatives	608,994
1265	Alwatad for Mills and Animal Feed	608,155
1266	Riyad Almadina for Importing Foodstuffs	605,250
1267	Etihad Alelectronat for Importing Electronic and Electrical Devices	604,439
1268	Almaamoura for Agricultural and Livestock Investment	601,039
1269	Elaf Aldawliya Almotaheda for Importing Clothes, Shoes, Textiles, and Leather Products	600,000
1270	Alnahda Factory for Clothing Manufacturing	599,100
1271	Almansoura Libya for Food Industries	598,734
1272	Haiti Alalamia for Importing Medicines, Medical Equipment, and Supplies	598,396
1273	Taj Aldawliya for Importing Electronics and Computers	598,200
1274	Daam Alshabaka for Importing Electrical Materials	597,203
1275	Rawaeh Aljabal for Importing Cleaning Materials, Cosmetics, and Hardware	596,800
1276	Somoud Alabraj for Importing Building Materials, Sanitary Ware, and Accessories	595,515
1277	Alithar Aljadeed for Importing Foodstuffs, Livestock, and Meat	593,857
1278	Qalat Almokhtar for Importing Computers and Accessories	593,270
1279	Alasmaa for Importing Cleaning Materials	592,688
1280	Tijarat Almostaqbal for Importing Foodstuffs	592,379
1281	Almawada Alwosta for Importing Foodstuffs, Livestock, and Meat	591,042
1282	Alnooreen for Importing Foodstuffs	589,094
1283	Aleemad Almudee for IT and Communication Systems	586,053
1284	Ital for Importing Electrical and Non-Electrical Materials, Spare Parts, and Electronic Devices	585,095

1285	Sultan for Food Industries and Bottling Water and Beverages	582,972
1286	Dar Alkhobra for Importing Electrical and Non-Electrical Materials, Spare Parts, and Electronic Devices	581,534
1287	Najm Albahr for Marine Transport (Limited Liability)	580,000
1288	Marahil Albenaa for Importing Building Materials and Sanitary Ware	579,140
1289	Alreyada Aldawaeya for Importing Medical Equipment and Medicines	577,658
1290	Alyaqout for Agricultural and Livestock Production	573,482
1291	Alborhan Alalamia for Importing Foodstuffs, Livestock, and Meat	573,150
1292	Ufoq Altadreeji for Plastic Industries	568,696
1293	Ward Algharb for Importing Cosmetics, Hardware, and Cleaning Materials	565,350
1294	Ekleel for Importing Medicines and Medical Equipment	563,514
1295	Alneser Aldahabe Almotajadded for Importing Electrical and Household Materials	563,255
1296	Yashfeen Alalamia for Importing Veterinary Medicines and Vaccines	563,070
1297	Alarjaa for Importing Office and Home Furniture	562,415
1298	Suluq for Manufacturing All Types of Animal Feed and Mills	560,150
1299	Aljohra Allameaa for Importing Cosmetics, Hardware, and Cleaning Materials	559,827
1300	Rouh Libya for Importing Medicines, Equipment, Medical Preparations, and Mother & Baby Supplies	558,393
1301	Al Qaws Al Alamiya for Importing Transportation Means and Accessories, Oils and Greases	558,307
1302	Mafaza for Petrochemical Industries	552,350
1303	Al Khaleej Shoe Manufacturing Factory	552,299
1304	Zliten for Iron Industries	541,650
1305	Al Tareeq Al Mumahhad for General Contracting and Real Estate Investment	539,600
1306	Al Masdar Al Ameen for Importing Transportation Means and Accessories	538,483
1307	Sahara Group for Oil Services	538,000
1308	Waad Al Emar for Importing Building Materials	536,500
1309	Madinati Al Thahabiya for Aluminum and PVC Manufacturing	533,475
1310	Motlaa Al Fajr for Importing Medicines, Medical Preparations, and Mother & Baby Supplies	532,927
1311	Al Bashaer for Importing Electrical Materials	532,112
1312	Amabsa for Importing All Types of Building Materials	532,000
1313	Al Osra Al Mithaliya for Food Industries	528,524
1314	Touba for Importing Various Transportation Means and Accessories	526,471
1315	Al Asala Al Raaea for Importing Furniture	525,200
1316	Al Meezan Al Thahabi Al Jadeed for Importing Building and Sanitary Materials and Accessories	524,653
1317	Al Mathaq Al Koore for Importing Foodstuff, Livestock, and Meat	523,899
1318	Mateen for Importing Mother & Baby Supplies	519,510

1319	Rama Libya for Plastic Industries	517,800
1320	Al Ameerah Food Industries Factory	517,581
1321	Rabeea Al Darb for Importing Transportation Means and Accessories	517,125
1322	Al Hadeetha for Importing Foodstuff	516,327
1323	Al Mansour for Manufacturing Baby Diapers	515,842
1324	Al Toumi for Importing Building and Sanitary Materials	515,040
1325	Al Khaleej for Importing Clothes, Textiles, and Leather Products	514,920
1326	Al Sanabela Al Fareqa for Importing Foodstuff	512,275
1327	Al Alamiya Al Hadeetha for Importing Medicines and Medical Equipment	510,091
1328	Ayyar for Electromechanical Works	508,454
1329	Arzaq Al Motawaset for Importing Foodstuff, Livestock, and Meat	508,136
1330	Al Ofoq Al Thahabi for Importing Electrical, Electronic, and Household Materials	507,011
1331	Khatt Al Ahlam for Importing Foodstuff	506,225
1332	Al Aseel for Food Industries	504,273
1333	Al Ertiqah Al Motajaddid for Importing Building and Sanitary Materials and Accessories	503,984
1334	Beer Liyas for Importing Agricultural Machinery, Supplies, and Spare Parts	503,691
1335	Rabiana Al Mottahida for Importing Personal Care Supplies and Cleaning Materials	502,280
1336	Al Akeed Al Akeed for Medical Services	500,000
1337	Hilal Al Qamar for Importing Electronic, Electrical, Non-Electrical Devices and Spare Parts	499,420
1338	Al Estabraq Al Thahabi for Importing Raw Materials	499,151
1339	Najmat Al Forsan for Importing Foodstuff	498,750
1340	Bareeq Al Adwiyah for Importing Medicines and Medical Equipment	497,683
1341	Belhaj Al Alamiya for Refrigerator Manufacturing	495,649
1342	Al Fares Al Duwali for Importing Foodstuff, Livestock, and Meat	495,065
1343	Al Rifaq Al Judud for Importing Transportation Means and Accessories	494,000
1344	Al Mawed Al Jadeed for Manufacturing Cleaning Materials	493,580
1345	Al Reem for Importing Medicines and Medical Equipment	491,147
1346	Al Taqaddum Al Mostadam for Mattress and Sponge Manufacturing	491,000
1347	Safwat Al Anam for Importing Foodstuff, Livestock, and Meat	490,769
1348	Amwaj Al Taif for Importing Electronic and Electrical Devices	489,570
1349	Al Awael Group for Home Furniture Manufacturing	489,288
1350	Sanabel Al Zahraa for Importing Barn Equipment and Agricultural Supplies	488,445
1351	Al Hulool Al Daqiqa for Information Technology	488,215
1352	Al Bayt Al Momaiz for Importing Building and Sanitary Materials and Accessories	485,262

1353	Aman Al Ghad for Importing Foodstuff, Livestock, and Meat	484,717
1354	Ajwae Agricultural and Animal Investment	482,077
1355	Al Qudra for Importing Veterinary Medicines and Vaccines	482,000
1356	Al Yasmeen Al Iqlimiya for Importing Foodstuff	481,920
1357	Al Rasm for Importing Books and Stationery	480,000
1358	Al Taj Al Libi for Importing Foodstuff	477,485
1359	Kenan for Electromechanical and Electrical Industries	476,500
1360	Al Mottahida for Plastic Manufacturing	476,415
1361	Nakheel Food Industries Factory	475,358
1362	Al Raya for Agricultural Production – LLC	475,025
1363	Adrar Akakus for Importing Heavy Machinery and Equipment – LLC	474,987
1364	Al Amti'a for Importing Leather Products and Clothes	473,998
1365	Itar Al Darb for Importing Transportation Means and Accessories	470,577
1366	Al Lamssa for Importing Furniture and Complements	466,511
1367	Al Ekhwaa Al Mottahidoon for Importing Household, Equipment, and Electrical Devices	466,359
1368	Thimar Tripoli for Importing Foodstuff	466,250
1369	Al Tanmiya Al Hadeetha for Manufacturing PVC Sheets, Profiles, and Pipes	466,030
1370	Al Ajniha Al Motalleqa for Importing Electrical Appliances	465,718
1371	Al Juthoor for Importing Building and Sanitary Materials and Accessories	462,000
1372	Afnan Al Jadeeda for Importing Foodstuff, Livestock, and Meat	461,392
1373	Al Refaaqah for Importing Building and Sanitary Materials	460,684
1374	Al Esteshari for Importing Computers and Accessories	459,957
1375	Al Bundoqiya for Importing Foodstuff	459,513
1376	Bin Faraj for Importing Tires and Batteries – LLC	457,977
1377	Medica for Importing Medicines, Medical Preparations, and Mother & Baby Supplies	457,486
1378	Al Forsan for Plastic Industries	456,886
1379	Najmat Biladi for Aluminum, PVC, and Accessories Manufacturing	455,671
1380	Beirut for Importing Transportation Means and Spare Parts	455,096
1381	Rokn Al Ebda'a for Food Industries	454,104
1382	Lamssat Al Marah for Importing Books and Stationery	453,940
1383	Al Haes Group for Importing Books and Stationery	452,064
1384	Karzaz for Plastic Industries	452,000
1385	Ben Walid Wool Industries Complex	450,000
1386	Marassi Libya for Importing and Distributing Foodstuff	450,000

1387	Dar Al Baraka for Importing Furniture and Complements	449,775
1388	Arkan International for Importing Medical Equipment, Medical Preparations, and Mother & Baby Supplies	449,421
1389	Al Tanmiya for Plastic Pipe Manufacturing	449,098
1390	Al Deqqa Al Sehiya for Importing Orthopedic Devices and Medical Equipment	447,727
1391	Nodem Libya for Telecommunications, IT Services, Programming, and Consulting – LLC	446,680
1392	Tadawul for Electronic Technology – Joint Stock	444,989
1393	Al Amal Al Zaher for Food Packaging	443,300
1394	Al Ittar for Importing Transportation Means and Accessories	442,470
1395	Ensam International for Importing Electrical and Non-Electrical Devices and Materials	441,240
1396	libya almutamayiza for Metal Manufacturing and Forming	439,555
1397	Al Saraya Factory for Aluminum Doors and Windows Manufacturing	439,084
1398	Al Ghazala for Importing Building and Sanitary Materials and Accessories	437,983
1399	Mawasem Al Khair Al Kubra for Importing Agricultural Machinery, Supplies, and Spare Parts	437,845
1400	Al Fath Al Thahabiya for Electrical Industries	436,622
1401	Al Ajwad Pharma for Importing Medicines, Medical Equipment, Supplies, and Lab Reagents	436,528
1402	Al Motajadid for Importing Home and Office Furniture	436,404
1403	Shaimaa for Food Industries	436,039
1404	Shati Al Nakheel for Importing Household Items	435,888
1405	Dana International for Importing Medicines, Medical Preparations, and Mother & Baby Supplies	431,421
1406	Al Qalaa for Soap and Cleaning Material Manufacturing – Joint Stock	427,434
1407	Alearab altibiya for Importing Medicines and Medical Equipment	427,386
1408	Alkhatu aldhahabiu for Plastic Pipes and Tanks Manufacturing	426,400
1409	Al Qadi Majmua for Importing Furniture	426,190
1410	Al Muthmir Al Awwal for Importing Agricultural Materials, Equipment, and Supplies	425,648
1411	Clips Libya for Importing Books and Stationery	424,704
1412	Al Azima for Importing Foodstuff	421,905
1413	Al Ebda'a Al Hurr for Importing Clothes, Textiles, and Leather Products	421,716
1414	Al Ashiqaa for Plastic Industries	420,750
1415	Masafi Al Khair for Importing Foodstuff	418,577
1416	Al Miran for Importing Furniture	417,910
1417	Al Ayadi for Building Material Manufacturing	417,300
1418	Alfahd Panther for Importing Foodstuff, Livestock, and Meat	413,202
1419	Midan Al Nakheel for Importing Foodstuff	413,104
1420	Al Ameer Al Momaiz for Importing Various Transportation Means and Accessories	410,074

1421	Alliybiat aleasria for Importing Medicines, Medical Equipment, Preparations, and Mother & Baby Supplies	408,688
1422	Majmueat alyaqut for Importing Electrical and Non-Electrical Devices, Spare Parts, and Electronics	406,650
1423	Al Tawafuq International for Importing Grains, Seeds, and Animal Feed	405,000
1424	Al Qandooz Factory for Aluminum Mats Manufacturing	403,776
1425	New Africa Gate for Food Industries	401,726
1426	Kenzi for Importing Medical Equipment, Medicines, Preparations, and Mother & Baby Supplies	396,765
1427	Arabian Diyar for Importing Building and Sanitary Materials and Accessories	396,581
1428	Al Mostaqbal Al Modee for Mother & Baby Supplies	395,653
1429	Alpha for Importing Stationery and Office Tools	394,992
1430	Fakhama Al Jibal for Building Material Manufacturing	394,876
1431	Naseem International for Importing Foodstuff	391,230
1432	Wadi Al Nama for Importing Agricultural Machinery, Supplies, and Spare Parts	389,677
1433	Al Muthmira for Importing Foodstuff	388,919
1434	Majd Libya for Importing Cleaning Products and Hardware	387,879
1435	Shams Al Aseel for Importing Electrical and Non-Electrical Devices, Spare Parts, and Electronics	387,745
1436	Modern Technical Group for Programming and Maintenance of Control Rooms and Machines – LLC	386,680
1437	Al Sanie Al Raeea for Importing Workshop and Factory Equipment	386,280
1438	khubara altiqlia for Importing Telecommunication and Computer Equipment	385,615
1439	Al Tahadon for Importing Books and Stationery	385,567
1440	Aljil Alqadim for Importing Medicines and Medical Equipment	385,439
1441	Al Tasami for Importing Medicines, Medical Equipment, Preparations, and Mother & Baby Supplies	383,956
1442	Al Muthallath for Electrical Industries	383,921
1443	Lammat Al Ekhwa for Importing Foodstuff	383,642
1444	Naeem Biladi for Importing Foodstuff	378,677
1445	Al Tarabot Al Alamiya for Wooden Industries	375,603
1446	Global Diyar for Importing Building and Sanitary Materials and Accessories	375,550
1447	Pure Nature for Food Industries	372,500
1448	Modern Idea for Importing Foodstuff	371,301
1449	Al Hadaf for Paper Industries	368,925
1450	Beer Hazwa for Importing Foodstuff, Livestock, and Meat	367,500
1451	Al Mawed Al Jadeed for Importing Foodstuff	363,251
1452	Salat Alghidha Basket for Importing Foodstuff, Fruits, Livestock, and Meat	361,800
1453	Al Motawakel for Manufacturing Aluminum and PVC Doors and Windows	360,903
1454	Alsaabat Alkhadra for Importing Agricultural Supplies and Machinery	360,000

1455	Al Shuraka for Importing Electrical Devices, Spare Parts, Electronics, and Accessories	359,258
1456	Almaedin Alliybiu for Steel and Hangar Industries	356,840
1457	Al Akeel for Importing Foodstuff	355,302
1458	Al Salalah for Importing Agricultural Machinery, Supplies, and Spare Parts	355,030
1459	Al Huda for Plastic Bag Manufacturing – LLC	352,104
1460	Lamsa for Food Industries	352,000
1461	Al Israa Al Hadeetha for Importing Foodstuff, Livestock, and Meat	350,651
1462	Al Saraya Al Hamraa for Importing and Cutting Marble	348,900
1463	Fashion Union for Importing Clothes, Leather Products, and Accessories	348,725
1464	Marjan Al Bahr for Importing Frozen Fish, Livestock, and Meat	348,457
1465	Dar Al Saqeya for Importing Foodstuff, Livestock, and Meat	348,090
1466	Abyat Al Motawaset for Importing Building and Sanitary Materials and Accessories	341,739
1467	Alghidha Alliybiu for Importing Foodstuff, Livestock, and Meat	341,040
1468	Al Sorour for PVC and Aluminum Manufacturing	340,970
1469	Arab Union for Importing Medicines, Medical Equipment, Preparations, and Mother & Baby Supplies	340,461
1470	Tiryak Pharma for Importing Medical Equipment, Medicines, Preparations, and Mother & Baby Supplies	339,197
1471	Watan Al Majd for Importing Mother & Baby Supplies and Medical Products	339,040
1472	Al Noor for Importing Foodstuff	338,250
1473	Al Hadaif Group for Manufacturing and Packaging Building Materials – Subsidiary of Tadamon Holding	337,500
1474	Waha Pharma for Importing Medicines and Mother & Baby Supplies	336,400
1475	Altabadul Alhuor for Importing Foodstuff – LBVC	335,928
1476	Al Bunyan Al Aali for Manufacturing Steel, Aluminum, and PVC Doors and Windows	335,807
1477	Desan International for Importing Foodstuff, Livestock, and Meat	335,760
1478	Alsahm Almudi' for Electrical and Electronic Industries and Accessories	335,540
1479	Aliatijah Alawl for Importing Agricultural Supplies	335,373
1480	Majd Factory for Plastic Bag Manufacturing	334,560
1481	Al Wadi Al Daem for Manufacturing Aluminum, PVC, and Accessories	332,376
1482	Rakan Al Khair for Importing Foodstuff, Livestock, and Meat	330,862
1483	Al Imtiaz Al Akheer for Importing Foodstuff	330,211
1484	Al Haql Al Ziraei for Importing Agricultural Pesticides	329,220
1485	Al Motawakel for Plastic Manufacturing	328,900
1486	Dar Al Khums for Packaging Materials and Paper Products Industry and Printing	327,037
1487	Libya Alwatania for Building Materials and Furniture Industry	326,990
1488	Taj Al Efa for Importing Foodstuff and Consumer Goods	326,250

1489	Al Bunyan Libya for Steel Industries	325,000
1490	Al Malak Al Jadeed for Importing Foodstuff, Fresh Fruits, Vegetables, Livestock, and Meat	321,300
1491	Jawaher for Importing Building Materials, Ceramics, and Sanitary Ware	321,082
1492	Al Raed for Importing Transportation Means and Accessories – Subsidiary of Badr Group Holding	321,081
1493	Al Sawab Al Muneer for Importing Electrical and Non-Electrical Devices and Spare Parts	320,597
1494	Sehatak Pharma for Importing Medical Equipment, Medicines, Medical Preparations, and Mother & Baby Supplies	320,571
1495	Wahat Libya for Importing Foodstuff	320,076
1496	Sakhrat Ghat for Importing Building and Sanitary Materials and Accessories	318,366
1497	Al Intimaa Al Hadari for Importing Building and Sanitary Materials and Accessories	317,500
1498	Al Wasiyya for Importing Foodstuff, Meat, Poultry, and Frozen Fish	314,491
1499	Al Awasel for Contracting and Real Estate Investment	313,853
1500	Al Aws Libya for Importing Foodstuff	311,750
1501	Al Shate for Information Systems	310,741
1502	Thahab Ouzer for Importing Foodstuff, Livestock, and Meat	309,766
1503	Al Musheirqi for Importing Medicines, Medical Equipment, and Mother & Baby Supplies	308,859
1504	Nala for Importing Foodstuff	308,839
1505	Anwar Msallata for Importing Foodstuff, Meat, and Livestock	308,100
1506	Al Sharq Al Jayid for Importing Electrical and Non-Electrical Devices and Others	304,217
1507	Al Shahid Al Momaiz for Importing Foodstuff	302,000
1508	Al Sufrani Group for Manufacturing Doors and Home Furniture	301,705
1509	Al Qalaa Al Haditha for Importing Foodstuff	301,520
1510	Al Etejhat for Mills and Animal Feed	301,298
1511	Barqa for Importing Agricultural Supplies	300,671
1512	Otr Al Sanober for Importing Cleaning and Decoration Materials	300,181
1513	Abha Food for Importing Foodstuff, Fresh Fruits, Livestock, and Meat	299,831
1514	Eshadah for Importing Clothes, Textiles, and Shoes – Limited Liability	299,530
1515	Sama Al Reyada for Importing Foodstuff and Fresh Fruits	299,376
1516	Modern Advanced Quality for Food Industries	299,250
1517	Nebras Al Binaa Al Hadeeth for Importing Building and Sanitary Materials and Accessories	299,063
1518	Al Makhzon Al Tayeb for Importing Mother & Baby Supplies	298,845
1519	Al Etqan for Aluminum and PVC Manufacturing	298,274
1520	Candy for Importing Foodstuff, Livestock, and Meat	297,970
1521	Al Tawafuq Al Arabi for Importing Foodstuff, Livestock, and Meat	297,500
1522	Al Mihaniya for Importing Workshop and Manufacturing Equipment	297,000

1523	Al Ruwwad Factory for Aluminum and PVC Manufacturing	295,500
1524	Boulahia for Importing Stationery and Office Supplies	294,988
1525	Al Najma Al Areeqa for Importing Raw Materials	294,580
1526	Al Jazeera Al Kobra for Aluminum and PVC Windows Industry	293,189
1527	Aalam Al Qurtasiyah for Importing Books and Stationery	293,020
1528	Al Hayat Al Tibi for Importing Medicines, Medical Supplies, and Mother & Baby Products	292,400
1529	Rabah for Plastic Industries	291,720
1530	Al Solb Factory for Corrugated Sheet Metal Manufacturing	289,461
1531	Shamal Libya for Importing Oil Equipment	288,806
1532	Al Khaleel International for Steel Industries	288,385
1533	Al Jadawi International for Importing Clothes, Textiles, and Leather Products	288,329
1534	Al Moatamad Al Thani for Importing Electrical and Household Appliances	285,299
1535	Al Shaheen for Importing Veterinary Medicines	285,006
1536	Al Daleel Pharma for Importing Medicines and Medical Equipment	284,506
1537	Al Mutoon for Importing Electrical and Electronic Devices, Household and Home Appliances, and Accessories	284,161
1538	Al Mostaqbal Al Modee for Electric Power	284,131
1539	Jisr Africa for Importing Agricultural Equipment and Supplies	280,296
1540	Danube for Importing Medicines, Medical Preparations, and Mother & Baby Products	278,500
1541	Al Kawakeb Al Hadeetha for Importing Foodstuff, Livestock, and Meat	276,000
1542	Al Safanat Al Asliya for Importing Transportation Means and Accessories	275,309
1543	Al Fahad Group for Importing Foodstuff, Meat, and Livestock	275,012
1544	Al Hoqool Al Khadra for Importing Agricultural Equipment and Supplies	274,875
1545	Al Osool Libya for Importing Agricultural Supplies, Equipment, Fertilizers, and Pesticides	274,733
1546	Al Morouj Al Samia for Importing Medicines, Medical Preparations, and Mother & Baby Products	274,674
1547	Al Taj Al Ghitha Al Thahabi for Importing Foodstuff, Livestock, and Meat	270,933
1548	Al Dafniya Al Hadeetha for Steel Industries	270,700
1549	Al Zahaa for Importing Foodstuff	270,682
1550	Bargo for Importing Livestock and All Types of Meat	270,000
1551	Al Fath for Importing Agricultural Supplies	269,540
1552	Naeem Biladi for Importing Foodstuff	269,314
1553	Al Sarh Al Tibi for Importing Medical Equipment and Supplies	267,068
1554	Qimmat Al Jawda for Manufacturing Doors, Windows, Aluminum, PVC, and Accessories	264,597
1555	Al Enarah Al Bayda for Importing Electrical Materials and Spare Parts	262,412
1556	Al Dabboos Factory for Paper Industries	261,617

1557	Motasat Al Qarah for Importing Building and Sanitary Materials	261,400
1558	Al Tawfeeq Group for Investment and Tourism Services	259,804
1559	Giga for Communications and Technology – Limited Liability	259,089
1560	Al Rokn Al Jadeed for Importing Building and Sanitary Materials	256,740
1561	Al Nahda Factory for Prefabricated Houses Manufacturing	255,000
1562	Al Aalamia Factory for Marble Manufacturing	254,556
1563	Al Qamar for Importing Seeds, Agricultural Supplies, and Spare Parts	254,083
1564	Al Asas Al Mateen for Importing Building and Sanitary Materials and Accessories	253,228
1565	Al Yaqeen Al Momaiz for Importing Foodstuff, Livestock, and Meat	251,999
1566	Al Manar for Food Industries	251,986
1567	Al Nojoom Al Aalamia for Importing Foodstuff, Livestock, and Meat	251,550
1568	Al Ifriqiya Printing House	251,453
1569	Zain World for Food Industries	251,420
1570	Al Saray Factory for Manufacturing Aluminum Doors and Windows	250,000
1571	Al Fadaeyat for Importing Electronic Devices	250,000
1572	Rawan Al Amal for Importing Foodstuff, Livestock, and Meat	248,350
1573	Delta for Cleaning Materials Industry	248,347
1574	Al Rabeea Al Oula for Importing Medicines and Medical Equipment	248,339
1575	Wahat Rabiana International for Importing Foodstuff	245,321
1576	Al Nawafez Al Asria for PVC and Aluminum Manufacturing	244,961
1577	Amjad Al Thani Factory for Cleaning Materials Industry	244,276
1578	Al Sahari Al Jadeeda for Steel Industries	244,143
1579	Al Qamar Nour for Importing Foodstuff	244,000
1580	Al Sadah for Oil Services	242,275
1581	Ufuq for Communications and Information Technology	242,069
1582	Al Reyada Al Kobra for Importing Modern Cars	241,157
1583	Al Sahm Al Lama for Importing Building and Sanitary Materials	240,913
1584	Taer Al Salam for Importing Agricultural Machines, Equipment, and Veterinary Vaccines	240,626
1585	Al Waha Al Jadeeda for Importing Foodstuff	240,546
1586	Tasneem Al Ghitha for Importing Foodstuff – LLC	240,538
1587	Bab Al Hurriya for Importing Workshop Equipment	240,088
1588	Sama Libya Al Jadeeda for Importing Foodstuff and Fresh Fruits	239,220
1589	Namareq Al Khair for Importing Decoration Materials, Hardware, and Cleaning Supplies	239,058
1590	Abwab Al Mostaqbal for Importing Building Materials	239,000

1591	Shorouq Misrata for Metal Structures and Mobile Homes Industry	237,223
1592	Streen for Importing Electrical and Non-Electrical Equipment, Spare Parts, and Electronic Devices	237,067
1593	Al Ittihad Al Arabi Factory for Aluminum Doors and Windows Manufacturing	237,000
1594	Cobalt for Steel Industries and Metal Forming	236,937
1595	Asas Al Alamiya for Importing Decoration Materials, Hardware, and Cleaning Supplies	236,349
1596	Al Ru'ya Al Raqmiya for Importing Foodstuff, Livestock, and Meat	236,250
1597	Al Buhaira for Importing Cleaning Materials	235,480
1598	Ain Dawwara for Importing Foodstuff	234,744
1599	Al Jadeed Libya Al Alamiya for Importing Foodstuff	234,360
1600	Jawad Al Naeem for Importing Foodstuff	233,410
1601	Al Mumtaz for Importing Paint and Equipment	233,213
1602	Al Majdoub Factory for Manufacturing Car Exhaust Components	233,140
1603	Adwaa Al Crystal for Importing Electrical and Non-Electrical Equipment and Spare Parts	232,845
1604	Taj Al Shifa Al Alamiya for Importing Medicines, Medical Equipment, Preparations, and Mother & Baby Supplies	232,300
1605	Al Alamiya Al Hadeetha for Importing Building and Sanitary Materials	231,639
1606	Siraj Al Amsal for Importing Transportation Means and Accessories	230,754
1607	Wadi Jumhoor for Importing Toys and Sports Equipment	230,000
1608	Aden for Metal Industries	229,920
1609	Al Watad Al Muttahida for General Contracting and Real Estate Investment	225,706
1610	Jibal Kordofan for Importing Foodstuff, Livestock, and Meat	225,700
1611	Al Rahba Al Hadeetha for Manufacturing Electrical, Home, and Electronic Appliances and Decoration Materials	225,000
1612	North Africa for Importing Medicines and Medical Equipment – LLC	224,883
1613	Al Buraq International for Importing Transportation Means, Oils, and Accessories	223,548
1614	Al Amal for Importing Medicines and Medical Equipment	222,426
1615	Safeenat Al Ghitha for Importing Foodstuff	221,400
1616	Al Qabas International for Importing Electrical Devices, Materials, Wires, and Switches	220,994
1617	Al Hilal Al Sinaa'i for Steel Industries	220,724
1618	Al Nour for Grain Milling and Rice Processing	219,965
1619	Al Imkaniyat for Importing Electrical and Non-Electrical Devices, Spare Parts, and Electronic Equipment	218,900
1620	Al Sunwan Al Jadeed for Importing Foodstuff, Livestock, and Meat	216,760
1621	Delta Al Muttahida Al Oula for Importing Medicines, Medical Preparations, and Mother & Baby Supplies	216,475

1622	Safi Al Motajaddida for Importing Mother & Baby Supplies	216,450
1623	Al Libiya Al Hurra for Medical Services	215,662
1624	Wahat Al Asima for Importing Foodstuff	214,770
1625	Al Mina for Importing Medical Equipment	214,600
1626	Al Majd for Importing Electrical and Non-Electrical Devices and Spare Parts	214,456
1627	Al Manar Al Jadeed Group for Importing Transportation Means and Accessories	213,904
1628	Al Aseel Factory for Aluminum and PVC Doors and Windows Manufacturing	213,812
1629	Andalus Home for Furniture Import	213,000
1630	Awafi Al Khair for Importing Medical Equipment, Medicines, Medical Preparations, and Mother & Baby Supplies	212,440
1631	Noor Al Ittissalat for Importing Electronic and Electrical Devices and Accessories	212,000
1632	Qasr Al Fan for Furniture Import	212,000
1633	Al Mawadda Group for Importing Decoration Materials, Hardware, and Cleaning Supplies	211,456
1634	Al Sahel for Paper Manufacturing	209,940
1635	Al Tanmiya for Importing Building and Sanitary Materials and Accessories	209,295
1636	Sunouf Al Nakhawat for Food and Beverage Production – Joint Venture	207,000
1637	Al Hilal Al Hadeeth for Importing Building Materials	206,250
1638	Al Qairawan Al Jadeed for Furniture Import	205,750
1639	Taameer Al Mabani for Importing Building and Sanitary Materials and Accessories	204,938
1640	Lathron for Manufacturing Cosmetics and Household Chemicals	204,100
1641	Dadas for Mills, Feed, and Rice Processing	202,872
1642	Jibal Al Safwa for Importing Building and Sanitary Materials and Accessories	202,261
1643	Al Kahraman Al Muneer for Importing Electrical and Non-Electrical Devices and Spare Parts	201,288
1644	Al Shorouq Al Raedah for Importing Foodstuff, Livestock, and Meat	201,204
1645	Bayt Al Salam Al Hadeetha for Importing Electrical, Electronic, and Household Appliances	201,060
1646	Bayader Al Ne'ma for Food Industries	200,450
1647	Wahiba & Partners for Importing Foodstuff, Livestock, and Meat	200,211
1648	Al Fanous Al Wataniya for Importing Household and Electrical Supplies	200,155
1649	Taj Libya for Importing Medicines and Medical Equipment	199,438
1650	Al Jawda Al Libiya for Food Industries	198,959
1651	Nafahat for Importing Foodstuff	198,310
1652	Tatawor Libya for Importing Building and Sanitary Materials and Accessories	197,398
1653	Matlaa Al Fajr Group for Importing Electrical and Non-Electrical Devices, Spare Parts, and Electronics	197,288
1654	Bayt Al Dawa for Importing Medicines and Medical Equipment	196,264

1655	Al Dardafi Factory for Corrugated Sheet Metal Manufacturing	196,000
1656	Firaysh liaistirad almawadi alghidhayiyat w almawashi walluhum	195,000
1657	Al Esami Factory for Paint Manufacturing	191,702
1658	Techno Lebda Factory for Aluminum, PVC, and Suspended Ceilings	191,355
1659	Al Marai Al Oula for Importing Foodstuff, Livestock, and Meat	188,624
1660	Al Ghazala Factory for Paint and Paste Manufacturing	188,102
1661	Aseel Al Khair for Importing Foodstuff	187,488
1662	Al Hana Al Hadeetha for Furniture Import	186,000
1663	Royal United for Importing Electrical and Non-Electrical Materials and Spare Parts	184,737
1664	Al Wafeer for Food Manufacturing	183,600
1665	Tayba International for Furniture and Accessories Import	182,840
1666	Al Mostaqbal Factory for Gypsum and Decoration Manufacturing	181,977
1667	Marmar Libya for Foodstuff Import	180,600
1668	Dar Al Khaleel for Medical Services	180,389
1669	Al Fayhaa International for Importing Medicines, Medical Equipment, Preparations, and Mother & Baby Supplies	180,000
1670	Arab Solidarity for Food Industries	179,480
1671	Al Jawhara Al Libiya Al Lamee'a for Importing Building Materials, Sanitary Ware, and Accessories	178,145
1672	Al Amwaj Al Hadeetha for Importing Building Materials and Sanitary Ware	177,045
1673	Emaar for Steel and Corrugated Sheet Industries	176,350
1674	Across the World for Steel, Wood Industries, and Furniture	174,899
1675	Qetaf Al Massiya for Steel Industries	174,162
1676	Al Omran Al Satea' for Importing Building Materials, Sanitary Ware, and Raw Materials	173,600
1677	Al Jarabah for Importing Cleaning Supplies and Decoration Materials	173,565
1678	Royal for Furniture, Kitchens, Carpentry, and Decoration Manufacturing	173,028
1679	Al Raya for Importing Medical Laboratories and Equipment	172,994
1680	Sumatra for Importing Cleaning Products, Cosmetics, Perfumes, and Scents	172,147
1681	Eastern Climate for Importing Foodstuff	171,465
1682	Dar Al Bunyan for Importing Building Materials and Decoration Supplies	171,000
1683	Global Fibers for Importing Electrical and Non-Electrical Devices and Equipment	170,520
1684	Sereen Medical for Importing Medical Equipment and Mother & Baby Supplies	170,335
1685	SR for Maintenance Services and Environmental Solutions	169,885
1686	Clean International for Importing Decoration Materials, Hardware, and Cleaning Products	169,792
1687	Medical Solutions for Importing and Installing Medical Equipment and Labs	169,606

1688	Dar Al Salam for Importing Foodstuff	168,738
1689	Al Joud Al Haditha International for Importing Foodstuff, Livestock, and Meat	168,100
1690	Bi'r Hakim for Importing Furniture and Furnishings	167,940
1691	Game Island for Importing Sports, Recreational Equipment, and Games	167,750
1692	Tabket for Importing Electrical and Household Materials	167,388
1693	Al Saqi for Packing and Packaging of Water, Oils, Beverages, and All Foodstuff	167,200
1694	Anwar Al Mostaqbal Al Alamiya for Importing Electrical and Non-Electrical Devices and Spare Parts	167,000
1695	Qasr Al Manara for Furniture Import	166,668
1696	Al Dar Al Alamiya for Entertainment Services Management	162,521
1697	Al Nada for Dairy and Dairy Products Manufacturing	162,299
1698	Al Shaheen Al Abyad for Importing Building Materials	160,242
1699	Libyan Technical for Oil and Engineering Services	159,500
1700	Al Kafi for Importing Medicines, Medical Equipment, and Mother & Baby Supplies	159,348
1701	Jannat Gardens for Importing Agricultural Machinery, Supplies, and Spare Parts	155,380
1702	Golden Scale for Importing Building Materials, Sanitary Ware, and Accessories	155,000
1703	Tadawul for Financial and Electronic Brokerage — Joint Stock	154,952
1704	Yashfeen for Importing Medical Equipment, Medicines, Preparations, and Mother & Baby Supplies	153,585
1705	Akakus Al Janoub for Importing Electronic Devices	153,025
1706	Majmueat 'afaq for Mills, Feed, and Rice Processing	152,650
1707	Almadhaq al'akhir for Importing Foodstuff, Fruits, and Vegetables	152,567
1708	Nemat Al Ghad for Importing Clothing, Textiles, and Leather Products	152,153
1709	Almuhit altiqnia for Importing Computers and Accessories	151,751
1710	Almasat aldhabia for Importing Medicines, Medical Equipment, Preparations, and Mother & Baby Supplies	151,613
1711	Al Shorouq Al Alamiya Al Oula for Importing Foodstuff, Livestock, and Meat	151,265
1712	Al Binaa Al Rasekh for Importing Building Materials, Sanitary Ware, and Accessories	149,851
1713	Aldiqat alamina for Importing Transportation Means and Accessories	148,909
1714	Al Shomous Factory for Aluminum and PVC Doors and Windows Manufacturing	146,984
1715	Al Moatamidoon Al Awwal for Importing Cleaning Supplies	145,960
1716	Adwaa Al Khaleej for Importing Agricultural Supplies and Veterinary Medicines	145,941
1717	Al Rawy for Importing Agricultural Machinery, Supplies, and Spare Parts	145,639
1718	Al Kenar for Importing Transportation Means and Accessories	145,252
1719	Al Kanz Medical for Importing Medicines and Medical Equipment	144,680
1720	Jawharat Al Ajban for Foodstuff Import	144,634
1721	Elixir Alsiha for Importing Medicines and Medical Equipment	143,460

1722	Al Karam for Foodstuff Import	141,990
1723	Badr Al Nour for Foodstuff Import	141,227
1724	Benghazi Energy Solutions	140,071
1725	Fraseen for Foodstuff Import	139,557
1726	Al Ibram for Foodstuff Import	139,254
1727	Mara'ee Al Jibal for Foodstuff Import	138,600
1728	Al Fayd for Importing Building Materials, Sanitary Ware, and Accessories	138,499
1729	Taleen for PVC, Aluminum, Stainless Steel, and Glass Manufacturing – Ltd.	138,017
1730	Golden Hooves for Importing Agricultural Machinery and Spare Parts	137,991
1731	New Al Nour for Foodstuff, Livestock, and Meat Import	137,760
1732	Akakus Libya for Electromechanical Services	135,681
1733	Al Zain Al Hadeeth for Importing Building Materials and Sanitary Ware	135,040
1734	Babel Al Khair for Importing Foodstuff, Fruits, and Meat	135,000
1735	Middle Gate for Foodstuff Import	135,000
1736	Qatrat Al Nada Al Oula for Importing Pumps and Building Materials	134,791
1737	Azdo for Importing Medical Equipment, Medicines, Preparations, and Mother & Baby Supplies	134,755
1738	Al Shehab Al Lamee' for Importing Medical Equipment, Preparations, and Mother & Baby Supplies	132,955
1739	Zad Al Wataniya for Food Industries	132,600
1740	Almasdar alhadith for Stationery and Office Supplies Import	132,370
1741	Aryaf Al Motawasset for Auto Spare Parts Import	132,017
1742	Amasi for Foodstuff Import	132,000
1743	Ajyad for Importing Building Materials	131,739
1744	Rubia for Medical Equipment and Supplies Import	131,721
1745	Al Bardi for Soft and Sanitary Paper Manufacturing	131,553
1746	Zad Al Aseel for Foodstuff Import	130,564
1747	Al Tatweer Al Wataniya for Contracting and Real Estate Investment	130,000
1748	Al Rawas Al Hadeetha for Building Materials Manufacturing	129,372
1749	Jet for Importing Building Materials and Sanitary Ware – Subsidiary of Jet Holding	128,760
1750	Blue Power for Importing Welding Supplies and Workshop Equipment	128,599
1751	Dar Al Saboun for Cleaning Products Manufacturing	127,663
1752	Libya Baytna for Importing Building Materials, Sanitary Ware, and Accessories	127,136
1753	Al Moqtadir Al Alamiya for Importing Foodstuff, Livestock, and Meat	126,796
1754	Meftah Al Aman for Importing Safes, Keys, and Locks	126,543

1755	Asda' Libya for Importing Electrical and Non-Electrical Devices and Spare Parts	126,500
1756	Alasul aldaayima for Importing Carpets, Rugs, and Furnishings	125,842
1757	Al Motakhassis Factory for Aluminum Doors and Windows Manufacturing	125,000
1758	Almutahida for Importing Toys and Sports Equipment	122,925
1759	First for Importing Electrical and Non-Electrical Devices, Spare Parts, and Electronics	122,011
1760	White Corner for Importing Veterinary Medicines and Agricultural Pesticides	122,005
1761	Alamawaj alzarqa' Al Oula for Foodstuff Import	120,000
1762	Royal for Importing Fragrance Materials, Cosmetics, Hardware, and Cleaning Products	118,760
1763	Alburj aliazaraq for Importing Transportation Means and Accessories	118,393
1764	Alwan almutawasit for Importing Building and Sanitary Materials and Accessories	116,342
1765	East Light for Importing Foodstuff, Livestock, and Meat	115,916
1766	Arees Pharmaceutical for Importing Medicines and Medical Equipment	115,795
1767	Al Shorouq Libya for Poultry Breeding and Hatching	114,460
1768	Agricultural Development for Importing Agricultural Machinery, Supplies, and Spare Parts	114,036
1769	Zaj for Glass and Aluminum Works	113,664
1770	Almuhit aljadid for Foodstuff Import	113,314
1771	Jawharat Gergaresh for Foodstuff, Livestock, and Meat Import	112,700
1772	Al Hadaf Medical Group for Importing Medicines and Medical Equipment	112,655
1773	Inseyab for Importing All Types of Heavy Pumps, Accessories, and Spare Parts	112,351
1774	Taj Al Ghiza Al Awwal for Importing Foodstuff, Livestock, and Meat	111,750
1775	Al Qarya for Foodstuff Import	111,548
1776	Amazing Group for Importing Cosmetics, Perfumes, and Hardware	111,171
1777	Al Ahramat for Marble Manufacturing – Joint Stock	110,983
1778	Alal'ayqunat aljadida for Prefabricated Halls and Mobile Homes Manufacturing	110,100
1779	Al Harouj Libya for Importing Transportation Means and Accessories	108,378
1780	Aljuhd almuthmir for PVC Manufacturing	108,275
1781	Al Waha for Importing Medicines, Medical Equipment, and Preparations	107,814
1782	Alafadil aldhahabii for Importing Building Materials and Sanitary Ware	107,300
1783	Aldiyafat alliybia for Food and Beverage Manufacturing	107,300
1784	Almazarie alhaditha for Importing Agricultural Machinery, Supplies, and Spare Parts	104,400
1785	Almas Al Jadeed for Foodstuff, Meat, and Livestock Import	102,349
1786	Al Qawarir Al Lami'a for Household Items, Electrical and Non-Electrical Devices, and Spare Parts Import	102,030
1787	Jibal Al Himalaya Factory for Marble Manufacturing	102,000
1788	Al Imtiaz Al Daim for Sponge Manufacturing	100,800

1789	Al Yamen for Electrical Devices and Spare Parts Import	100,740
1790	Al Raqi Al Awwal for Furniture Import	100,500
1791	Al Ikhaa Libya Al Awwal for Foodstuff, Livestock, and Meat Import	100,100
1792	Al Majd Al Areeq for Home Electrical Appliances Import	100,000
1793	Al Mudi for Household and Electrical Items Import	98,960
1794	Al Delta International for Household and Electrical Devices Import	97,840
1795	Tarsin Al Oula for Furniture Import	97,732
1796	Lamsat Malak for Foodstuff Import	96,180
1797	Shajarat Al Dekor for Building Materials, Sanitary Ware, and Accessories Import	95,964
1798	Al Amal Al Mutaaliq for PVC and Aluminum Doors and Windows Manufacturing	94,913
1799	Al Hasad for Poultry Breeding, Agricultural and Animal Production	94,098
1800	Darghouth for Medical Equipment and Medicines Import	93,673
1801	Al Shamila Al Oula for Medical Equipment, Preparations, and Mother & Baby Supplies Import	92,968
1802	Al Fusool Al Zahia for Foodstuff Import Ltd.	92,893
1803	Al Khalij for Insulating Panels Manufacturing	92,200
1804	Nawa Al Nakhlah for Foodstuff, Livestock, Meat, and Dairy Products Import	92,190
1805	Al Ikhwa Al Mutaaliqoon Al Oula for Foodstuff Import	91,915
1806	Lin Al Alamiya for Foodstuff Import	90,671
1807	Al Hana Al Daim for Foodstuff, Livestock, and Meat Import	90,000
1808	Al Mukhtar for Sweets and Foodstuff Manufacturing	89,816
1809	Al Mashriq for Building Materials Manufacturing	88,920
1810	Al Namariq Al Mithaliyah for Furniture Import	88,000
1811	Tobacts Libya Factory for Plastic Pipes Manufacturing	87,615
1812	Al Imad Al Aali for General Contracting	87,557
1813	Dunia Al Seha for Medicines, Medical Preparations, and Mother & Baby Supplies Import	87,235
1814	Al Ummah for Aluminum Import	86,749
1815	Al Isnād Al Filahi for Agricultural Pesticides Import	86,125
1816	Al Tayeb for Animal Feed Manufacturing	86,050
1817	Al Fawaris for Car and Spare Parts Import	85,599
1818	Al Salama Al Mihaniya for Occupational Safety Equipment and Environmental Road Supplies Import	85,523
1819	Al Marjan for Packaging Materials Manufacturing	84,999
1820	Al Aseel Al Mutamayiz for Electrical Devices and Materials Import	84,469
1821	Al Mithali Al Hadeeth for Electrical and Non-Electrical Devices and Spare Parts Import	82,170

1822	Al Wajha Al Alamiya for Building Materials Import	81,600
1823	Al Kawareer for Building and Sanitary Materials Import – Subsidiary of Al Bustan Holding	81,342
1824	Thases for Marble and Granite Manufacturing	81,000
1825	Strin for Plastic Industries	80,000
1826	Duroob Al Motawasset for Building Materials, Sanitary Ware, and Accessories Import	79,976
1827	Aswad Tobacts for Foodstuff Import	79,801
1828	Aslak for Electrical, Non-Electrical, Household Devices, and Spare Parts Import	79,668
1829	Al Wasila for Building Materials and All Types of Insulation Import	79,444
1830	Rama International for Building Materials, Sanitary Ware, and Accessories Import	79,411
1831	Tamtoum for Electrical and Household Devices Import	78,000
1832	Al Jazeera for Foodstuff, Livestock, and Meat Import	77,840
1833	Shorouq Libya for Plastic Manufacturing	77,811
1834	Al Jawhara Al Tijariya Al Jadeeda for Foodstuff Import	76,982
1835	Zein Al Jawaher for Foodstuff Import	76,695
1836	Nawarat Al Sharq for Foodstuff Import	76,500
1837	Al Mukhtar Insurance	76,473
1838	Al Bareeq for Building Materials Import	76,393
1839	Shams for Metal Works and Mobile Homes Manufacturing	76,336
1840	Tayaran Al Alamiyya for Air Transport	75,335
1841	Al Safwa Al Ra'ida for Plastic Industries	74,660
1842	Beta Polymer for Chemical Industries	74,316
1843	Al Taqniyat Al Haditha Al Oula for Agricultural Machinery and Supplies Import	73,542
1844	Al Alam Al Muttahid for Technology Systems	73,330
1845	Wud for Diapers and Tissue Products Import	73,072
1846	Bawwabat Al Jabal for Foodstuff, Livestock, and Meat Import	72,883
1847	Leptos for Household and Electrical Items Import	72,342
1848	Nada Tripoli for Foodstuff, Livestock, and Meat Import	71,676
1849	Al Masdar Al Jadeed for Rollers and Industrial Equipment Import	70,461
1850	Al Taleea Al Bahira for Building Materials, Sanitary Ware, and Accessories Import	70,312
1851	Al Imtiyaz Al Markaziya for Animal Feed Manufacturing	70,000
1852	Al Bawadi Al Jadeeda for Agricultural Machinery and Supplies Import	69,681
1853	Al Tasahul for Medical Equipment, Medicines, and Mother & Baby Supplies Import	69,638
1854	Al Saraha Al Duwaliya for Transport Vehicles and Accessories Import Ltd.	69,460
1855	Miyah Al Naj'a for Mineral Water	69,089

1856	Al Mawaqid for Central Heating Installation and Maintenance	68,616
1857	Al Mukhtar Al Mithaliya for Transport Vehicles and Accessories Import	68,216
1858	Al Nassajoon Al Libioun for Carpets and Rugs Manufacturing	67,470
1859	Al Zayy Al Watani for Foodstuff, Livestock, and Meat Import	67,415
1860	Al An'aam for Veterinary Medicines and Equipment Import	66,537
1861	Al Tatawwur Al Zira'i for Agricultural Supplies Import	66,290
1862	Al Alamiya Al Mutaawira for Foodstuff Import	65,641
1863	Al Burj Al Muneer for Building Materials Import	65,200
1864	Al Shua'a Al Libi for Foodstuff Import	64,500
1865	Al Majd Al Thahabiya for Transport Vehicles and Accessories Import	64,101
1866	Mersin for Foodstuff Import and Packaging	64,000
1867	Saraya Rumaysaa for Cars and Spare Parts Import	63,691
1868	Amal Al Tabi'a for Agricultural Machinery and Supplies Import	62,931
1869	Al Hilal Factory for Plastic Products Manufacturing	62,730
1870	Al Ibtisama Al Safiya for Medical Equipment Import	62,310
1871	Al Safwa Al Muthhila for Cleaning Materials Import	61,759
1872	Alamat Al Sharq for Foodstuff, Livestock, and Meat Import	61,200
1873	Ithmar for Agricultural Machinery and Supplies Import	61,014
1874	Marmer Libya Al Oula for Building and Sanitary Materials Import	60,868
1875	Al Tamour Al Wataniya for Foodstuff, Livestock, and Meat Import	60,612
1876	Athaal International for Medicines, Medical Equipment, and Mother & Baby Supplies Import	60,356
1877	Al Ghusn Al Fiddi for Foodstuff Import	59,459
1878	Al Nojoom Al Libiyya for Foodstuff Import	59,458
1879	Al Yafaf Libya for Fiberglass Manufacturing	59,312
1880	Imar Real Estate for Building Materials Import	59,188
1881	Al Haris Al Duwali for Carpets and Furnishings Import	58,887
1882	Al Saraha for Computer and Electronics Import	58,850
1883	Al Tabi'a for Food Industries	58,404
1884	Al Wifaq for Transport Vehicles and Accessories Import	58,301
1885	Al Shiqiq for Agricultural Machinery and Supplies Import	57,541
1886	Lajhar for Foodstuff Import	57,500
1887	Al Majarra Al Jadeeda for Electronics, Spare Parts, Mobile Devices, and Accessories Import	57,240
1888	Al Alama Al Riyada for Sports Equipment Import	56,802
1889	Afnan Al Shajar Al Akhdar for Foodstuff Import	56,065

1890	Suhool Al Qurdabiya for Foodstuff Import	55,352
1891	Bab Al Asima for Building Materials, Sanitary Ware, and Accessories Import	54,900
1892	Bin Sulaiman for Carpets and Furnishings Import	53,855
1893	Al Rahba Al Jadeeda for Foodstuff Import	53,217
1894	Al Bustan Al Ghitha'i for Foodstuff Import (Ltd.)	53,172
1895	Jawharat Al Sahel Libya for Importing Foodstuffs, Livestock, and Meat	52,971
1896	Qimmat Al Jabal for Importing Perfumes, Beauty, and Cosmetic Products	52,832
1897	Argan for Importing Medicines, Medical Supplies, and Mother & Child Essentials	51,826
1898	Leptis for Manufacturing Cleaning Products	51,800
1899	Bright Vision for Importing Sanitary Ware	51,756
1900	Kanz Al Ard for Importing Transport Vehicles and Accessories, Ltd.	51,240
1901	Modern Beirut for Importing Cleaning Products	51,236
1902	United Libyan Caravans for Importing Construction Materials and Sanitary Ware	50,652
1903	Joud for Importing Construction, Sanitary, and Electrical Materials	50,000
1904	Tripoli Optics for Importing Optical Products and Accessories	49,747
1905	Al Baraka Insurance, Joint-Stock Company	48,843
1906	Trista for Food Industries	48,824
1907	Sayl Al Khair for Importing Tea and Foodstuffs	47,880
1908	Al Meezan for Floor Tile Manufacturing	47,624
1909	Modern Distinguished Group for Importing Foodstuffs, Livestock, and Meat	47,500
1910	Al Maedah Al Tayeba for Importing Foodstuffs, Livestock, and Meat	45,754
1911	Nahj Al Khair for Importing Foodstuffs, Livestock, and Meat	45,632
1912	International Imtiaz for Plastic and Paper Industries	44,460
1913	Mezran for Importing Electrical and Non-Electrical Devices and Spare Parts	43,466
1914	Al Nahr for Importing Agricultural Equipment and Supplies	41,729
1915	Innovative Life for Importing Electrical and Home Appliances	41,505
1916	Rama for Engineering Industries	40,823
1917	Al Sayf Al Muhand for Importing Foodstuffs, Livestock, and Meat	40,525
1918	United Paints for Importing Construction and Sanitary Materials	40,481
1919	Tripolis for Insurance and Reinsurance Brokerage Services	39,749
1920	Al Shararah for Importing Construction and Sanitary Materials	39,658
1921	Al Onfuwan for Importing Foodstuffs, Livestock, and Meat	39,408
1922	Silver Path for Importing Household, Electrical, and Electronic Appliances	38,250
1923	Aras for Importing Construction and Sanitary Materials	35,999

1924	Mount Lebanon for Importing Cleaning Products	35,456
1925	Atlas Mountains for Plastic Industries	35,000
1926	Al Rayyan International for Importing Construction Materials	34,200
1927	Al Muthallath for PVC and Aluminum Manufacturing	32,400
1928	Noor Al Salam for Importing Electrical and Non-Electrical Devices and Spare Parts	32,190
1929	Abu Faris & Partners for Iron Industries	31,960
1930	Al Shahabi for Importing Foodstuffs, Livestock, and Meat	31,500
1931	Al Oud Al Tayeb for Importing Decorative Items, Hardware, and Cleaning Supplies	31,213
1932	Berenice Alhaditha for Importing Garden Equipment and Agricultural Supplies	31,122
1933	Al Qudra Al Alamiya for Technical Equipment	31,000
1934	Bahr Al Samah for Importing Construction and Sanitary Materials	29,640
1935	Albariq aldhahabiu for Importing Cleaning and Decorative Products	29,008
1936	Alriyf alliybiu for Importing Agricultural Equipment and Spare Parts	27,572
1937	Alruwbian for Salt Industries	27,254
1938	Al Tilal for Paper and Printing Supplies Manufacturing	25,630
1939	Zad Al Bayt for Importing Foodstuffs	24,324
1940	Almatjar alliybiu for Importing Hardware and Decorative Products	23,883
1941	Altifl aljadid for Importing Medicines, Medical Supplies, and Mother & Child Essentials	22,013
1942	Al Mutawakkil for Feed Manufacturing and Grain Milling	12,750
1943	Masaai Al Emar for Importing Construction Materials and Sanitary Ware	11,820

Accepted Coverage Requests
According to Goods or Services - Private Sector
During (01/01 - 31/07/2025)

"Descending order"

Order.	Goods or Services	Value in USD
1	Production and Operation Supplies	2,284,725,092
2	Miscellaneous Food Commodities	2,009,074,994
3	Building Materials and Construction Supplies	752,420,831
4	Machinery and Equipment	616,046,921
5	Transportation, tires, batteries and spare parts	512,302,158
6	Feeds	433,535,022
7	Electronic Equipment	426,270,398
8	Human Medicines	318,354,354
9	Live and frozen meat	292,857,672
10	Agricultural	223,910,281
11	Household and Household Electrical	187,919,304
12	Essential Commodity Production Requirements	178,618,125
13	Cleaning Materials	118,452,952
14	Burniq Air requests	100,685,680
15	Milk, diapers and baby food	97,881,949
16	Airlines Transfers	77,862,026
17	Cleaning Materials	60,880,312
18	ICT Services	59,996,133
19	Milk	58,591,810
20	Tobacco of all kinds	46,954,874
21	Agricultural	45,454,201
22	Clothing and Shoes	44,350,206
23	Cheeses	37,236,254

24	Furniture	34,489,532
25	Iron and steel factory operating requirements	32,190,686
26	Medical	28,535,158
27	Stationery	24,898,945
28	Miscellaneous	23,768,552
29	Hygienic materials	21,590,143
30	Various navigational services	19,119,460
31	Fruits and Vegetables	15,270,470
32	Butter	10,590,354
33	Importing a Gold Commodity	7,969,531
34	Veterinary Medicines	5,027,489
35	Carpets and Textiles	4,192,472
36	Ghee	4,070,004
37	Special requests for Libyan Wings Company	3,690,357
38	Fish and Marines	2,921,045
39	Libyan Air Transport Company	2,652,760
40	Insurance Companies Transfers	2,256,378
41	Other Goods	1,334,557
42	MedSky Airways Company requests	664,251
43	Oya Airways Company	647,618
44	General Electricity Company Supplies	170,520
45	Ghadames Airways Company	124,136
46	Training Courses Transfers	41,135
47	Insurance Companies Requests	29,600
48	Flight Tickets	23,874

Accepted Coverage Requests
According to Country of Origin - Private Sector
During (01/01 - 31/07/2025)

"Descending order"

Order.	Country of origins	Value in USD
1	Türkiye	2,437,561,069
2	China	1,345,441,753
3	Egypt	1,051,965,933
4	India	567,705,971
5	Russian Federation	444,820,140
6	Italy	310,660,136
7	Brazil	306,401,802
8	Tunisia	213,981,702
9	Ukraine	205,167,357
10	Thailand	195,805,352
11	Germany	177,826,991
12	United Arab Emirates	171,874,264
13	United States	151,485,140
14	France	148,934,418
15	Romania	144,685,218
16	Saudi Arabia	117,057,294
17	Spain	97,271,722
18	Netherlands	96,744,818
19	Ireland	92,141,051
20	Argentina	90,287,230
21	Europe	82,065,105

22	South Korea	57,664,497
23	Belgium	56,344,672
24	Indonesia	51,537,106
25	New Zealand	44,334,242
26	Sri Lanka	39,250,596
27	Poland	38,928,064
28	United Kingdom	38,590,060
29	Japan	36,859,936
30	Serbia	30,297,402
31	Ecuador	30,225,692
32	Jordan	30,015,087
33	Sweden	24,912,488
34	Viet Nam	22,876,572
35	Algeria	21,808,292
36	Austria	18,832,070
37	Greece	18,224,523
38	Switzerland	18,038,185
39	Bulgaria	18,008,161
40	Canada	17,354,129
41	Oman	16,437,456
42	Iraq	15,143,250
43	Morocco	13,638,600
44	Portugal	13,562,677
45	Slovenia	11,492,526
46	Denmark	9,692,656
47	Guatemala	9,574,000
48	Syria	9,314,038

49	Malta	8,288,848
50	Hungary	8,076,783
51	Finland	6,284,632
52	Lithuania	4,787,887
53	Asia	3,849,457
54	Colombia	3,318,720
55	Malaysia	2,641,986
56	Pakistan	2,608,544
57	Gabon	2,500,013
58	Cambodia	2,300,323
59	Mexico	2,268,163
60	Slovakia	1,929,593
61	Bahrain	1,622,236
62	Taiwan	1,509,773
63	Uruguay	1,493,450
64	South Africa	1,312,131
65	Equatorial Guinea	1,283,845
66	Qatar	1,114,000
67	Norway	976,080
68	Australia	967,187
69	Costa Rica	944,121
70	Lebanon	936,638
71	Singapore	840,640
72	Bangladesh	803,012
73	Czech Republic	723,748
74	Ethiopia	663,098
75	Korea, North	497,860

76	Saint Marino	416,260
77	Monaco	407,931
78	Uganda	367,500
79	Namibia	344,819
80	Kenya	286,147
81	Nigeria	235,480
82	Albania	188,303
83	Yemen	167,300
84	Bosnia and Herzegovina	153,585
85	Kuwait	152,240
86	Turkmenistan	139,490
87	Kazakhstan	114,400
88	Cyprus	105,370
89	Central African Republic	56,555
90	American Samoa	54,939
91	Tanzania	39,658
92	Sierra Leone	21,538
93	Estonia	13,461
94	Hong Kong S.A.R.	1,389

Accepted Coverage Requests
According to Beneficiary Country - Private Sectors
During (01/01 - 31/07/2025)

"Descending order"

Order.	Beneficiary Country	Value in USD
1	United Arab Emirates	2,708,301,612
2	Türkiye	2,040,787,776
3	Egypt	994,889,389
4	Switzerland	443,547,859
5	China	365,376,313
6	United Kingdom	348,434,134
7	Italy	266,754,291
8	Tunisia	263,379,636
9	Spain	170,980,849
10	Austria	127,638,094
11	Thailand	125,803,456
12	Japan	116,290,258
13	Netherlands	93,098,669
14	Slovakia	78,688,816
15	France	78,041,072
16	Jordan	72,937,732
17	Singapore	71,752,008
18	Germany	63,609,411
19	South Korea	62,313,365
20	Saudi Arabia	48,070,982
21	Belgium	44,048,725

22	Canada	42,198,993
23	Oman	40,099,972
24	Hong Kong S.A.R.	36,918,915
25	Sri Lanka	35,432,305
26	Ukraine	34,392,598
27	India	33,785,601
28	Indonesia	32,561,107
29	New Zealand	31,910,862
30	Bahrain	31,021,878
31	Malta	30,003,606
32	Brazil	28,963,502
33	United States	28,568,960
34	Sweden	22,463,584
35	Algeria	20,601,167
36	Ireland	19,241,715
37	Morocco	18,314,308
38	Greece	14,186,105
39	Hungary	13,497,082
40	Denmark	12,379,699
41	Slovenia	11,781,431
42	Poland	11,102,339
43	Mauritius	10,473,755
44	Portugal	9,663,195
45	Romania	8,364,451
46	Ecuador	8,094,498
47	Cyprus	7,305,262
48	Australia	6,675,960

49	Luxembourg	6,556,953
50	Bulgaria	4,584,338
51	Viet Nam	4,119,165
52	Russian Federation	3,570,000
53	Lithuania	3,516,871
54	Pakistan	2,608,544
55	Finland	2,595,620
56	Korea, North	2,423,380
57	Botswana	1,651,500
58	Georgia	1,207,125
59	Serbia	1,161,039
60	Qatar	1,114,000
61	South Africa	1,080,578
62	Malaysia	1,072,193
63	Liechtenstein	1,070,493
64	Croatia	997,500
65	Andorra	970,084
66	Lebanon	904,671
67	Europe	732,274
68	Taiwan	610,383
69	Kenya	523,919
70	Argentina	359,424
71	Czech Republic	353,651
72	Saint Marino	310,355
73	Monaco	243,440
74	Nigeria	235,480
75	Sudan	227,533

76	Albania	188,303
77	Colombia	187,488
78	Bosnia and Herzegovina	153,585
79	Kuwait	152,240
80	Gabon	110,063
81	Estonia	105,571
82	St. Helena	100,000
83	American Samoa	54,939
84	Sierra Leone	46,177
85	Kazakhstan	4,400

Accepted Coverage Requests
List of all entities - Public Sector
During (01/01 - 31/07/2025)

"Descending order"

Order.	Entity Name	Value in USD
1	Libyan Iron and Steel Company	244,321,007
2	National Cancer Authority	188,009,583
3	Libya Development and Reconstruction Fund	118,853,507
4	Jalyana Free Zone	118,119,999
5	Social Security Fund	65,406,250
6	Almadar Aljadid Company	29,621,246
7	Az Zawiya Oil Refining Company	29,000,500
8	National Development Agency	26,129,514
9	Aletihad Alarabee Contracting Company J.S.C	22,662,275
10	Administrative Centres Development Authority	21,178,317
11	Libyana Mobile Phone Company	12,903,094
12	Afriqiyah Airways	8,267,697
13	Libya Insurance Company	5,944,766
14	Libya Telecom and Technology Company J.S.C	4,162,652
15	Al Ahlia Cement Company J.S.C	3,774,705
16	National Mills and Feed Company	3,281,519
17	Misurata Free Zone	3,177,463
18	General Company for General Cleaning Services Tripoli	3,114,350
19	Housing and Utilities Projects Implementation Authority	2,735,717
20	Libyan International Telecommunications Company	1,721,433
21	Libyan Airlines	1,449,648
22	Libyan Ports Company	1,125,005
23	Requests for Transportation Projects Board	1,105,340
24	Electrical Industries Company	744,991

25	Libyan Federation of Insurance Companies	666,828
26	Al-Moalej Al-Hakim Medical Services Company	557,960
27	Alinma Electric Investments Company	425,803
28	Tatweer Industrial Investment Company	321,900
29	Libyan Post Telecommunications & Information Technology Company	300,000
30	Libyan Cement Company for Building Materials Industry	255,009
31	Awqaf General Authority and Islamic Affairs	197,910
32	Ataqneya Company for Telecom and Data	148,580
33	Libyan Ground Services Company	94,785
34	National Agricultural Aviation Authority	51,370
35	National Trailers Company J.S.C	50,309
36	Hatef Libya Company	42,999
37	Libyan Project Management Company with the private sector	40,500

Accepted Coverage Requests
According to Goods or Services - Public Sector
During (01/01 - 31/07/2025)
"Descending order"

Order.	Goods or Services	Value in USD
1	Machinery and Equipment	195,252,436
2	Human Medicines	188,009,583
3	Libyan Iron and Steel Company Requirements	147,670,537
4	Production and Operation Requirements	134,887,769
5	Housing Projects Authority Requests	85,808,181
6	Furniture	37,500,000
7	Transportation, Tires, Supplies and Spare Parts	24,566,189
8	Communications and IT Services	16,237,067
9	Aletihad Alarabee Contracting Company J.S.C	16,095,000
10	Almadar Aljadid Company	14,092,428
11	Social Security Fund	10,000,000
12	Airline Transfers	9,622,485
13	Libya Development and Reconstruction Fund	9,603,350
14	Insurance Company Transfers	6,606,677
15	Libyana Mobile Phone Company Requests	4,941,797
16	Libya Telecom and Technology Company	4,213,481
17	Al Ahlia Cement Company J.S.C	3,774,705
18	Feeds	3,281,519
19	Housing Projects Authority Requests	2,735,717
20	Essential Commodity Production Requirements	1,105,340
21	Electronic Devices	768,978

22	Port Operating Requirements	692,765
23	Training Course Transfers	652,978
24	Goods for Public Services	515,040
25	Libyan Ports Company	432,240
26	Port Operation and Maintenance Requirements	234,257
27	Production and Operation Services	214,600
28	Awqaf General Authority and Islamic Affairs	197,910
29	Libyan Airlines Requirements	123,434
30	Hatef Libya Company Operating Supplies	42,999
31	Medical Treatment Transfers	42,920
32	Miscellaneous	40,500
33	Airports Authority	1,649

Accepted Coverage Requests
According to Country of Origin - Public Sector
During (01/01 - 31/07/2025)

"Descending order"

Order.	Country of origin	Value in USD
1	Brazil	148,401,361
2	United Arab Emirates	113,979,884
3	Türkiye	68,053,309
4	Switzerland	60,481,191
5	United States	55,495,887
6	Europe	55,406,250
7	Bahrain	54,805,598
8	Belgium	54,241,154
9	Ireland	44,301,098
10	China	43,600,272
11	Germany	33,735,600
12	Greece	29,169,980
13	Thailand	20,607,434
14	Spain	20,050,946
15	Tunisia	16,978,706
16	Angola	16,095,000
17	India	14,377,592
18	France	12,215,458
19	Egypt	10,833,373
20	Austria	9,953,837

21	Sweden	7,183,983
22	United Kingdom	5,283,083
23	Malaysia	4,995,000
24	Italy	3,601,067
25	Netherlands	3,318,172
26	Ukraine	3,281,519
27	Argentina	2,048,068
28	Luxembourg	1,692,150
29	Hong Kong S.A.R.	1,646,648
30	Jordan	1,153,185
31	Finland	938,151
32	Saudi Arabia	819,873
33	Portugal	312,756
34	Malta	269,985
35	Canada	245,894
36	Poland	196,885
37	Bulgaria	71,153
38	Lithuania	68,136
39	Mauritius	40,436
40	Denmark	10,508
41	Sierra Leone	3,949

Accepted Coverage Requests
According to Beneficiary Country - Public Sector
During (01/01 - 31/07/2025)

"Descending order"

Order.	Beneficiary Country	Value in USD
1	United Arab Emirates	236,200,710
2	Switzerland	161,610,953
3	Brazil	100,403,708
4	Tunisia	77,503,165
5	Bahrain	54,955,598
6	United Kingdom	46,048,052
7	China	40,610,092
8	Jordan	36,024,513
9	Greece	29,169,980
10	Qatar	20,607,434
11	Germany	18,468,238
12	Angola	16,095,000
13	Netherlands	14,995,041
14	Italy	13,713,299
15	France	12,340,462
16	Türkiye	7,273,190
17	Spain	6,996,586
18	United States	5,948,118
19	India	4,805,442
20	Egypt	4,142,373

21	Austria	3,153,375
22	Argentina	2,048,068
23	Finland	1,777,843
24	Hong Kong S.A.R.	1,646,648
25	Saudi Arabia	819,873
26	Belgium	591,154
27	Sweden	583,944
28	Malta	434,154
29	Portugal	312,756
30	Canada	245,894
31	Luxembourg	231,500
32	Bulgaria	71,153
33	Lithuania	68,136
34	Mauritania	40,436
35	Lebanon	13,186
36	Denmark	10,508
37	Sierra Leone	3,949

Accepted Coverage Requests
Foreign Transfers - Salaries
During (01/01 - 31/07/2025)
"Descending order"

Order.	Entity	Value in USD
1	Egypt Air Company	17,874,024
2	Turkish Airlines Air Transport Company	11,958,804
3	Sahara Bank	4,035,617
4	Al Andalus Bank Company	4,000,000
5	Wahda Bank	1,229,644
6	Daman Islamic Bank	1,064,202
7	Mediterranean Bank	755,000
8	Al Masdar Exchange Services Company	463,000
9	(42) Salary transfers for foreigners	459,563
10	Islamic Finance Bank	428,786
11	Arab Islamic Investment Bank Banking	400,000
12	Alaman Bank for Trade and Investment	303,444
13	National Commercial Leasing Company	166,315

Accepted coverage requests

By beneficiary country - **various entities and salary transfers for foreigners**

During (01/01 - 31/07/2025)

"Descending order"

Order.	Beneficiary Country	Value in USD
1	Egypt	18,272,661
2	Türkiye	11,977,704
3	United States	4,400,000
4	Lebanon	2,719,242
5	United Arab Emirates	1,602,250
6	Tunisia	1,355,382
7	United Kingdom	755,000
8	Switzerland	750,000
9	Belgium	420,577
10	France	303,444
11	Ireland	193,368
12	Philippines	100,185
13	Ukraine	74,282
14	India	46,630
15	Morocco	30,751
16	Uzbekistan	29,800
17	Slovakia	29,687
18	Jordan	26,600
19	Bangladesh	15,785
20	Bahrain	9,897
21	Poland	7,585
22	Pakistan	7,200
23	Germany	5,429
24	Romania	4,940