

Central Bank of Libya

Commercial Banks' Uses of Foreign Exchange

During (1/1 - to 31/08/2025)



Research and Statistics Department

Foreign Exchange Expenditures' Movement Analysis

From 1/1 – to 31 /08/2025

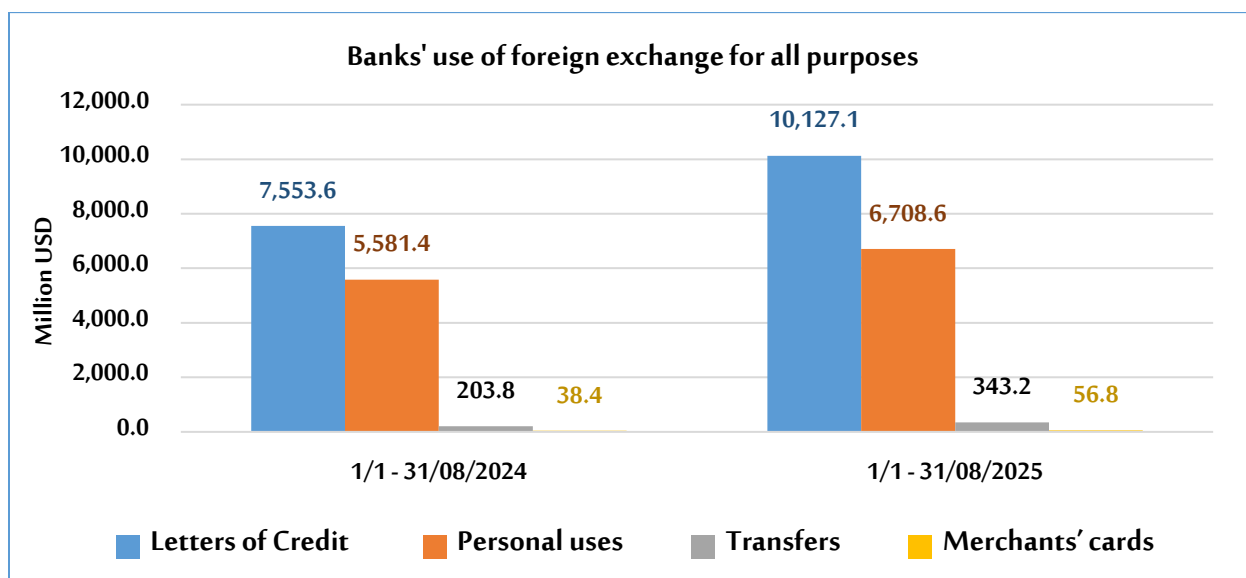
The total uses of foreign exchange by banks from 1/1 – to 31/08/2025 recorded to about \$17,235,723,320 compared to \$13,377,340,485 during the same period of 2024, which is an increase of about \$3,858,382,835 with a rate of 28.8%.

The letters of credit accounted for 58.8% of total bank uses of foreign exchange, personal purposes accounted for 38.9% of total bank uses of foreign exchange, while transfers accounted for only 2.3% of total uses.

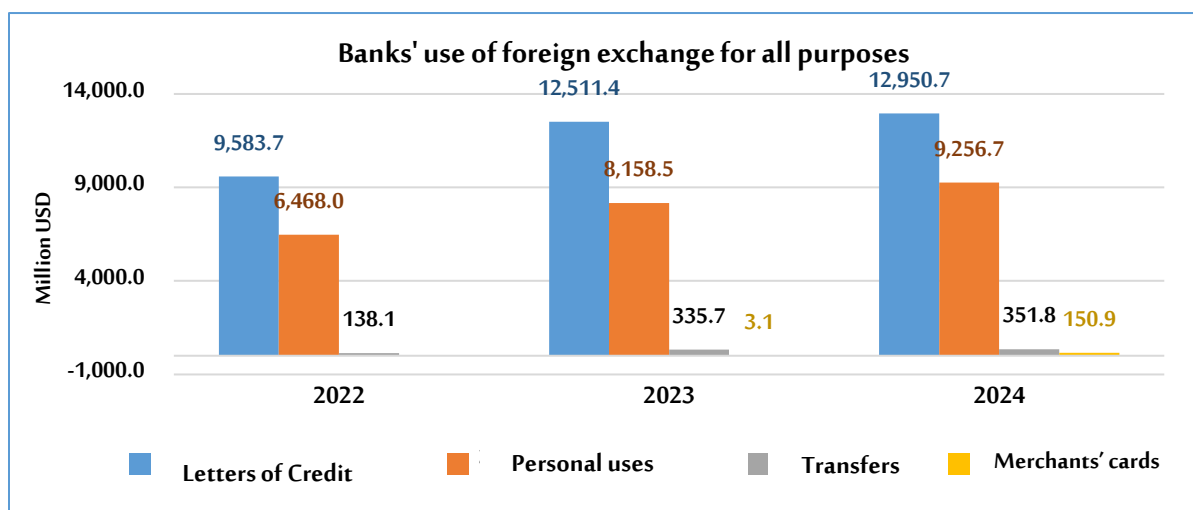
The actual banks' uses of foreign exchange for all purposes

" in USD "

Item	From 1/1 to 31/08 of 2024	From 1/1 to 31/08 of 2025	Change in value	Percentage change
Letters of Credit	7,553,643,571	10,127,104,900	2,573,461,329	34.1
Transfers	203,837,114	343,202,935	139,365,821	68.4
Personal uses	5,581,434,800	6,708,630,209	1,127,195,409	20.2
Merchants' cards	38,425,000	56,785,276	18,360,276	47.8
Total	13,377,340,485	17,235,723,320	3,858,382,835	28.8



The following chart shows the banks' actual uses of foreign currency during the last three years (2022-2024):



Accepted banks' requests to cover Letters of Credit and transfers, except for personal purposes, from 1/1 – to 31/08/2025:

As part of monitoring the movement of foreign exchange demand through commercial banks, the number of beneficiaries (companies, factories, public and other entities, and foreign individual salaries) whose applications for letters of credit and various transfers (excluding personal purposes) were accepted during the period from 1/1 – to 31/08/2025, reached approximately 2,287 entities, with a total of 10,855 applications accepted.

Letters of credit accounted for the largest share of applications, amounting to 9,293 applications, representing 85.6% of the total accepted applications, as shown in the following tables:

Number of accepted applications for foreign exchange purchase - by sectors

Sectors	Number of companies, factories, or entities
Private Sector	2,191
Public Sector	38
Miscellaneous Entities	58
Total	2,287

Number of accepted applications for foreign exchange purchases by **type of transfer**

Transfer type	Number of requests			Total	Relative Importance %
	Private Sector	Public Sector	Banking Sector		
Letters of Credit	9,132	154	7	9,293	85.6%
Airlines Transfers	998	38	23	1059	9.8%
Commercial Transfers	79	140	6	225	2.1%
Other Transfers	18	71	49	138	1.3%
Insurance Transfers	31	51	0	82	0.8%
Salary Transfers	0	0	44	44	0.4%
Industrial Transfers	6	0	0	6	0.1%
Gold Import Transfer	8	0	0	8	0.1%
Total	10,272	454	129	10,855	100.0%

1. Private Sector

The number of private sector companies and factories whose applications for letters of credit and various transfers to purchase foreign currency from banks were approved during the period from (1/1 - until 31/08/2025), reached approximately **2,191** entities.

Private sector applications for imports of production and operating supplies and various food commodities ranked first and second in terms of the value of applications submitted during the period, representing 24.5% and 21.6%, respectively, of the total foreign currency purchase applications.

At the corporate level, Waad Libyan Cement and Building Materials Company ranked first in terms of the value of applications, followed by Toyota Libya for Car Trading, Spare Parts, Import and Export in second place.

The attached tables below show the distribution of applications by type and value of imported goods and services, in addition to a list of the top 100 companies in terms of the value of foreign currency purchase applications during the period.

Purchase orders for the top fifty goods or services - Private sector

During the period (1/1 – 31/08/2025)

"Descending order"

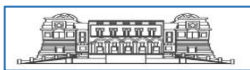
Order.	Company or factory	Value in USD	Relative Importance %
1	Production and Operation Supplies	2,688,108,063	24.5%
2	Miscellaneous Food Commodities	2,371,849,737	21.6%
3	Building Materials and Construction Supplies	957,592,888	8.7%
4	Machinery and Equipment	714,194,608	6.5%
5	Transportation, tires, batteries and spare parts	664,902,325	6.0%
6	Electronic Equipment	520,717,061	4.7%
7	Feeds	481,783,053	4.4%
8	Human Medicines	377,792,918	3.4%
9	Live and frozen meat	315,761,574	2.9%
10	Agricultural	264,230,073	2.4%
11	Essential Commodity Production Requirements	224,802,704	2.0%
12	Household and Household Electrical	223,073,607	2.0%
13	Cleaning Materials	146,851,144	1.3%
14	Milk, diapers and baby food	119,074,833	1.1%
15	Burniq Air requests	104,268,986	0.9%
16	Airlines Transfers	87,032,484	0.8%
17	Milk	77,857,271	0.7%
18	ICT Services	67,901,822	0.6%
19	Cleaning Materials	62,192,797	0.6%
20	Clothing and Shoes	61,946,304	0.6%

Purchase orders by the most important hundred companies - Private sector

During the period (1/1 – 31/08/2025)

"Descending order"

Order.	Company or Factory	Value in USD
1	Alwaad allibya for Cement and Building Materials Industry	177,045,000
2	Toyota Libya for Cars Trading, Spare Parts, Import and Export	132,712,870
3	Aljoda alalamia alawla for Feed, Flour Mills and Food Industries	121,411,045



4	Allibya almotahida for Beverages Packaging	112,317,544
5	Barniq Aviation	104,268,986
6	Wadi Alkof for Mills, Feed and Rice Mills	99,430,523
7	Basmaty for Food Industries	89,764,464
8	Alnaseem for Food Industries	85,346,926
9	Africa for Beverages Packaging	85,046,731
10	Majmouat Alemtiaz for Importing Various Means of Transport and Accessories	77,353,694
11	Alasemnt allibya for Building Materials Industry	75,110,000
12	Almoheet for Oil Refining	75,110,000
13	Alwesam Aldahabi for Flour Industry and Rice Mills	70,706,256
14	Aali Sidra for Building Materials Industry	69,753,014
15	Aldeka Aldahabiya for Food Industries	68,198,406
16	Solb Libya Almotahad for Iron and Steel Industry	67,234,066
17	Nabd Alatlas for Importing Foodstuffs, Livestock and Meat	65,313,183
18	Aljayed for Importing Foodstuffs	60,076,302
19	Aljibal for Feed Industry	57,501,640
20	Alshorouk Alalami for Food Industries	53,766,271
21	Qurtoba for Mills and Feed	51,606,021
22	Drob Libya for Importing Means of Transport and Accessories	48,917,174
23	Altasameem alraeda for Building Materials Industry	47,909,161
24	Alshams alsatea for Food Industries	46,233,216
25	Ghiza alnile for Importing Foodstuffs, Vegetables, Fresh Fruits, Livestock and Meat	46,193,031
26	Alzarka Aldawlia for Food Industries	46,170,838
27	Alsharq Allibya for Mills, Feed and Rice Mills	45,633,800
28	Almaher Aldawli for Mills and Feed	44,193,573
29	Majmouat Almoroua for Mills, Feed and Rice Mills	43,340,470
30	Almasbouat for Building Materials Industry	43,092,603
31	Almoutahida Alarabia for Cleaning Materials Industry	43,074,700
32	Marmara Alandalus for Importing Building and Sanitary Materials	42,607,775
33	Almotakhasis Alhadith for Food and Soft Drinks Industry	41,838,950
34	Basmat Aljoda for Importing Foodstuffs, Livestock and Meat	40,747,898
35	Althamarat Allibya for Importing Foodstuffs, Fruits and Meat	40,380,248
36	Aali Alandalus for Food Industries	39,302,079
37	Alsad Aljadeed for Feed Industry and Derivatives	39,018,437
38	Aldrob for Bitumen, Asphalt and Insulation Industry	38,185,150



39	Albareqa Albaida for Oil Services	37,974,000
40	Bashaer Alzahra for Food and Soft Drinks Industry	37,381,563
41	Jodi for Food Industries	37,130,340
42	Aljayed for Food Industries	34,897,249
43	Majmouat Alfakhama for Metals Melting and Forming	34,609,328
44	Almedad for Importing Building Materials	34,426,676
45	Qartaj for Food Industries	34,151,309
46	Tayseer Aldawaeya for Importing Medical Equipment, Medicines, Medical Preparations and Mother & Child Supplies	34,149,978
47	Alsandan Almotlalq for Food and Soft Drinks Industry	33,991,541
48	Majmouat Alraedon for Building Materials Industry	32,692,919
49	Samaa Allibya for Importing Foodstuffs, Livestock and Meat	32,655,780
50	Almira for Food Industries	32,324,425
51	Fardas for Pasta and Couscous Industry	32,281,962
52	Atlas Alfanya for Food Industries	32,040,377
53	Alpha for Importing Medicines, Medical Equipment, Medical Preparations and Mother & Child Supplies	31,720,504
54	Jenan Alkhair Almotamayeza for Building Materials and Accessories Industry	31,603,467
55	Alswahil Aldahabiya for Importing Foodstuffs	31,571,110
56	Ghalia for Importing and Distributing Foodstuffs	31,533,545
57	Tripoli Alkobra for Tomato, Packaging and Food Industry	31,482,000
58	Tamer Hend for Importing Cars and Spare Parts	31,424,625
59	Rayan for Mills and Feed	30,837,696
60	Mouasat Altawoun for Feed Industry	30,434,500
61	Majmouat Almwashy Alhaya for Importing Foodstuffs, Livestock and Meat	29,544,000
62	Almaraa Alkhosba for Mills, Feed and Rice Mills	29,466,000
63	Tajoura Alhayat for Food Industries	28,991,986
64	Alnasia Alittihadia for Importing Foodstuffs, Livestock and Meat	28,948,135
65	Alnaeem for Mills, Feed and Grains	28,493,125
66	Tareq Alqara for Importing Foodstuffs	28,165,122
67	Alhaj Anwar for Importing Foodstuffs, Livestock and Meat	27,882,789
68	Oya Aldawlia Aviation Limited	26,556,006
69	Badia Alsahraa for Importing Means of Transport and Accessories	26,288,225
70	Alnajaah Alraeda for Engineering Industries	26,130,265
71	Dar Qurtoba for Importing Medical Equipment, Medicines, Medical Preparations and Mother & Child Supplies Limited	26,122,090



72	Alrayhan for Food Industries	25,935,970
73	Adwa Africa for Importing Foodstuffs, Livestock and Meat	25,808,897
74	Donia Libya for Food Industries	25,804,850
75	Alfakhama Aldahabiya for Flour Mills and Feed Industry	25,697,607
76	SAS for Building Materials, Paints, Plastics and Raw Materials Industry	25,574,290
77	Asr Albenaa Aldawli for Importing Building Materials and Accessories	25,420,986
78	Almotawaset for Feed Industry	25,272,500
79	Alwesal Allibya for Mills and Feed	25,128,671
80	Alnafitha Alsehya for Importing Medical Equipment and Supplies	25,061,719
81	Alandalus for Pesticides Industry	24,974,000
82	Almesk Alabyad for Importing Foodstuffs, Livestock and Meat	24,941,910
83	Almadaq Alteeb for Importing Foodstuffs, Livestock and Meat	24,531,600
84	Adwa Alqربولi for Flour Mills	24,464,465
85	Albilsan for Medical Supplies Industry	24,414,850
86	Alshot Aljadeed for Importing Tobacco, Cigarettes and Accessories	23,983,800
87	Hadrian for Importing Foodstuffs Limited	23,604,622
88	Ard Alataa for Food Industries	23,124,038
89	Altarab Alliby for Importing Foodstuffs, Livestock	22,809,139
90	Aliqlimia Aljadeeda for Importing Raw Materials	22,634,064
91	Qasreen Aldawa for Importing Medical Equipment, Medicines and Preparations	22,572,318
92	Super for Building Materials, Paints, Plastics and Raw Materials Industry	21,950,800
93	Majmouat Alemtiaz for Importing Agricultural Machinery and Supplies	21,924,560
94	Alrafeq Alamtal for Building Materials Industry	21,601,335
95	Global for Building Materials, Paints and Pastes Industry	21,598,500
96	Ajniha Allibya Aviation (Joint Stock)	21,084,321
97	Alquds for Plastic Tanks and Pipes Industry	20,606,700
98	Alzomorda Aldawlia for Food Industries, Mills and Rice Mills	20,426,234
99	Alandalus for Vegetable Oils Packaging and Canning	20,388,031
100	Alsafez Alraqi for Importing Household and Electrical-Electronic Appliances	20,043,749

Banks' requests for letters of credit and remittances - Private sector

(By most important beneficiary countries)

An analysis of the distribution of foreign exchange purchase requests submitted by the private sector through commercial banks revealed that 88 countries around the world benefited from these requests. The table below shows that 28.0% of total bank transfers covering letters of credit and various transfers during the period (1/1 - until 31/08/2025), were directed to the United Arab Emirates, which topped the list of beneficiary countries.

Türkiye came in second with 22.7%, followed by Egypt with 11.0%, and Switzerland with 4.4%. The following table lists the top twenty countries that benefited from private sector foreign exchange requests during the indicated period.

Banks' requests for letters of credit and transfers - Private Sector

(according to the most important beneficiary countries)

During (1/1 – 31/08/2025)

Order.	Beneficiary Country	Value in USD	Relative Importance %
1	United Arab Emirates	3,079,493,261	28.0%
2	Türkiye	2,496,399,015	22.7%
3	Egypt	1,209,907,434	11.0%
4	Switzerland	495,958,886	4.5%
5	China	475,693,485	4.3%
6	United Kingdom	404,557,820	3.7%
7	Italy	324,668,791	3.0%
8	Tunisia	318,510,759	2.9%
9	Spain	202,344,858	1.8%
10	Thailand	155,333,935	1.4%
11	Japan	154,788,124	1.4%
12	Austria	137,192,744	1.2%
13	Netherlands	114,521,098	1.0%
14	Singapore	98,620,328	0.9%
15	Slovakia	96,641,086	0.9%
16	Jordan	90,018,830	0.8%



17	France	86,400,497	0.8%
18	South Korea	80,752,428	0.7%
19	Germany	76,190,944	0.7%
20	Saudi Arabia	57,652,379	0.5%

Banks' requests for letters of credit and transfers - Private sector

(According to the most important countries of origin of goods or services)

The table below shows the values of banks' foreign exchange orders by country of origin of goods or services during the period (1/1 - 31/08/2025) of the private sector. The goods and services of Turkish origin ranked first and accounted for 26.5% of the total accepted purchase orders, imports of goods and services of Chinese origin were second attributed to 14.3% of the total. While, goods and services of Egypt origin ranked third and accounted for 11.6%, and goods and services of Indian origin represented 6.2% and Russian origin accounted 4.7% of the total. The following table shows the twenty most important countries of origin for goods or services.

Banks' requests for letters of credit and transfers - Private sector

(According to the most important countries of origin of goods or services)

During (1/1 – 31/08/2025)

Order.	Country of origins	Value in USD	Relative Importance %
1	Türkiye	2,909,047,915	26.5%
2	China	1,568,896,321	14.3%
3	Egypt	1,270,077,393	11.6%
4	India	682,497,311	6.2%
5	Russian Federation	511,890,007	4.7%
6	Italy	371,110,006	3.4%
7	Brazil	330,304,124	3.0%
8	Tunisia	266,639,395	2.4%
9	United Arab Emirates	252,138,944	2.3%
10	Thailand	242,569,601	2.2%



11	Ukraine	228,252,482	2.1%
12	Germany	202,827,658	1.8%
13	United States	183,147,417	1.7%
14	France	166,853,415	1.5%
15	Romania	159,729,795	1.5%
16	Saudi Arabia	133,233,199	1.2%
17	Spain	117,677,214	1.1%
18	Netherlands	116,161,499	1.1%
19	Argentina	114,074,830	1.0%
20	Ireland	104,956,028	1.0%

2. Public Sector

The number of public sector entities whose applications for foreign currency through banks to cover letters of credit and other transfers were approved during the period (1/1 - until 31/08/2025), reached approximately 38 entities.

Machinery and equipment supply letters of credits topped the list of applications in terms of relative importance, accounting for 21.0% of the total foreign currency purchase applications approved for the public sector. Human medicine came in second place, accounting for 20.2% of the total.

The Libyan Iron and Steel Company ranked first in terms of the volume of accepted applications, amounting to approximately \$246.5 million. This was followed by the National Cancer Control Authority with a total of \$188.0 million, and then the Development and Reconstruction Fund of Libya with a total of \$118.9 million.

The following tables detail the approved applications for the purchase of goods or services, by public entity, during the indicated period.

Purchase orders by commodity or service - **public sector**

During the period (1/1 – 31/08/2025)

"Descending order"

Order.	Goods or Services	Value in USD	Relative Importance %
1	Machinery and Equipment	195,252,436	21.0%
2	Human Medicines	188,009,583	20.2%
3	Libyan Iron and Steel Company Requirements	149,281,240	16.0%
4	Production and Operation Requirements	135,060,769	14.5%
5	Housing Projects Authority Requests	85,808,181	9.2%
6	Furniture	37,500,000	4.0%
7	Transportation, Tires, Supplies and Spare Parts	25,337,091	2.7%
8	Communications and IT Services	17,721,318	1.9%
9	Aletihad Alarabee Contracting Company J.S.C	16,095,000	1.7%
10	Almadar Aljadid Company	14,092,428	1.5%
11	Airline Transfers	11,172,673	1.2%
12	Social Security Fund	10,000,000	1.1%
13	Libya Development and Reconstruction Fund	9,603,350	1.0%
14	Al Ahlia Cement Company J.S.C	7,326,433	0.8%
15	Insurance Company Transfers	6,719,382	0.7%
16	Libyana Mobile Phone Company Requests	4,941,797	0.5%
17	Libya Telecom and Technology Company	4,327,881	0.5%
18	Feeds	3,281,519	0.4%
19	Housing Projects Authority Requests	2,735,717	0.3%
20	Essential Commodity Production Requirements	1,105,340	0.1%

Purchase orders by entities - **Public Sector**

During the period (1/1 – 31/08/2025)

"Descending order"

Order.	Entity Name	Value in USD
1	Libyan Iron and Steel Company	246,491,319
2	National Cancer Authority	188,009,583
3	Libya Development and Reconstruction Fund	118,853,507



4	Jalyana Free Zone	118,119,999
5	Social Security Fund	65,406,250
6	Almadar Aljadid Company	29,621,246
7	Az Zawiya Oil Refining Company	29,000,500
8	National Development Agency	26,129,514
9	Aletihad Alarabee Contracting Company J.S.C	22,790,128
10	Administrative Centres Development Authority	21,178,317
11	Libyana Mobile Phone Company	12,903,094
12	Afriqiyah Airways	9,571,173
13	Al Ahlia Cement Company J.S.C	7,326,433
14	Libya Insurance Company	5,944,766
15	Libya Telecom and Technology Company J.S.C	4,277,052
16	Misurata Free Zone	3,666,173
17	National Mills and Feed Company	3,281,519
18	General Company for General Cleaning Services Tripoli	3,114,350
19	Housing and Utilities Projects Implementation Authority	2,735,717
20	Libyan International Telecommunications Company	1,721,433
21	Libyan Airlines	1,695,539
22	The Libyan Academy for Communications and Informatics	1,484,251
23	Libyan Ports Company	1,212,370
24	Requests for Transportation Projects Board	1,105,340
25	Electrical Industries Company	917,991
26	Libyan Federation of Insurance Companies	779,533
27	Alinma Electric Investments Company	738,926
28	Al-Moalej Al-Hakim Medical Services Company	557,960
29	Tatweer Industrial Investment Company	321,900
30	Libyan Post Telecommunications & Information Technology Company	300,000
31	Libyan Cement Company for Building Materials Industry	255,009
32	Awqaf General Authority and Islamic Affairs	197,910
33	Ataqneya Company for Telecom and Data	148,580
34	Libyan Ground Services Company	95,606
35	National Agricultural Aviation Authority	51,370
36	National Trailers Company J.S.C	50,309
37	Hatef Libya Company	42,999
38	Libyan Project Management Company with the private sector	40,500



3. Miscellaneous:

Accepted Coverage Requests

Foreign Transfers - Salaries

During (01/01 - 31/08/2025)

"Descending order"

Order.	Entity	Value in USD
1	Egypt Air Company	20,103,770
2	Turkish Airlines Air Transport Company	14,630,466
3	Sahara Bank	4,035,617
4	Al Andalus Bank Company	4,000,000
5	Royal Jordanian Airlines branch office	3,612,882
6	Royal Air Marococan the national airline of Morocco	2,925,352
7	Wahda Bank	1,229,644
8	Daman Islamic Bank	1,064,202
9	Mediterranean Bank	755,000
10	(44) Salary transfers for foreigners	463,803
11	Al Masdar Exchange Services Company	463,000
12	Islamic Finance Bank	428,786
13	Arab Islamic Investment Bank banking services	400,000
14	Alaman Bank for Trade and Investment	303,444
15	Commercial Leasing Company National	166,315

Accepted coverage requests

By beneficiary country - **various entities and salary transfers for foreigners**

During (01/01 - 31/08/2025)

"Descending order"

Order.	Beneficiary Country	Value in USD
1	Egypt	20,505,407
2	Türkiye	14,649,366
3	United States	4,400,000



4	Jordan	3,639,482
5	Morocco	2,956,103
6	Lebanon	2,719,242
7	United Arab Emirates	1,602,250
8	Tunisia	1,355,382
9	United Kingdom	755,000
10	Switzerland	750,000
11	Belgium	420,577
12	France	303,444
13	Ireland	193,368
14	Philippines	100,185
15	Ukraine	74,282
16	India	47,870
17	Uzbekistan	29,800
18	Slovakia	29,687
19	Bangladesh	15,785
20	Bahrain	9,897
21	Poland	7,585
22	Pakistan	7,200
23	Germany	5,429
24	Romania	4,940



Appendices

Accepted coverage requests for all sectors from 1/1 – to 31/08/2025:

- List of all beneficiary companies and factories
- Purchase Orders by Goods or Services
- Purchase orders by country of origin of goods or services and the beneficiary country.

Accepted Coverage Requests
List of all Companies and Factories - Private Sectors
During (01/01 - 31/08/2025)

"Descending order"

Order.	Company or factory	Value in USD
1	Alwaad allibya for Cement and Building Materials Industry	177,045,000
2	Toyota Libya for Cars Trading, Spare Parts, Import and Export	132,712,870
3	Aljoda alalamia alawla for Feed, Flour Mills and Food Industries	121,411,045
4	Allibya almotahida for Beverages Packaging	112,317,544
5	Barniq Aviation	104,268,986
6	Wadi Alkof for Mills, Feed and Rice Mills	99,430,523
7	Basmaty for Food Industries	89,764,464
8	Alnaseem for Food Industries	85,346,926
9	Africa for Beverages Packaging	85,046,731
10	Majmouat Alemtiaz for Importing Various Means of Transport and Accessories	77,353,694
11	Alasemnt allibya for Building Materials Industry	75,110,000
12	Almoheet for Oil Refining	75,110,000
13	Alwesam Aldahabi for Flour Industry and Rice Mills	70,706,256
14	Aali Sidra for Building Materials Industry	69,753,014
15	Aldeka Aldahabiya for Food Industries	68,198,406
16	Solb Libya Almotahad for Iron and Steel Industry	67,234,066
17	Nabd Alatlas for Importing Foodstuffs, Livestock and Meat	65,313,183
18	Aljayed for Importing Foodstuffs	60,076,302
19	Aljibal for Feed Industry	57,501,640
20	Alshorouk Alalami for Food Industries	53,766,271
21	Qurtoba for Mills and Feed	51,606,021
22	Drob Libya for Importing Means of Transport and Accessories	48,917,174
23	Altasameem alraeda for Building Materials Industry	47,909,161
24	Alshams alsatea for Food Industries	46,233,216
25	Ghiza alnile for Importing Foodstuffs, Vegetables, Fresh Fruits, Livestock and Meat	46,193,031
26	Alzarka Aldawlia for Food Industries	46,170,838

27	Alsharq Alliby for Mills, Feed and Rice Mills	45,633,800
28	Almaher Aldawli for Mills and Feed	44,193,573
29	Majmouat Almoroua for Mills, Feed and Rice Mills	43,340,470
30	Almasbouat for Building Materials Industry	43,092,603
31	Almoutahida Alarabia for Cleaning Materials Industry	43,074,700
32	Marmara Alandalus for Importing Building and Sanitary Materials	42,607,775
33	Almotakhasis Alhadith for Food and Soft Drinks Industry	41,838,950
34	Basmat Aljoda for Importing Foodstuffs, Livestock and Meat	40,747,898
35	Althamarat Allibya for Importing Foodstuffs, Fruits and Meat	40,380,248
36	Aali Alandalus for Food Industries	39,302,079
37	Alsad Aljadeed for Feed Industry and Derivatives	39,018,437
38	Aldrob for Bitumen, Asphalt and Insulation Industry	38,185,150
39	Albareqa Albaida for Oil Services	37,974,000
40	Bashaer Alzahra for Food and Soft Drinks Industry	37,381,563
41	Jodi for Food Industries	37,130,340
42	Aljayed for Food Industries	34,897,249
43	Majmouat Alfakhama for Metals Melting and Forming	34,609,328
44	Almedad for Importing Building Materials	34,426,676
45	Qartaj for Food Industries	34,151,309
46	Tayseer Aldawaeya for Importing Medical Equipment, Medicines, Medical Preparations and Mother & Child Supplies	34,149,978
47	Alsandan Almotlalq for Food and Soft Drinks Industry	33,991,541
48	Majmouat Alraedon for Building Materials Industry	32,692,919
49	Samaa Allibya for Importing Foodstuffs, Livestock and Meat	32,655,780
50	Almira for Food Industries	32,324,425
51	Fardas for Pasta and Couscous Industry	32,281,962
52	Atlas Alfanya for Food Industries	32,040,377
53	Alpha for Importing Medicines, Medical Equipment, Medical Preparations and Mother & Child Supplies	31,720,504
54	Jenan Alkhair Almotamayeza for Building Materials and Accessories Industry	31,603,467
55	Alswahil Aldahabiya for Importing Foodstuffs	31,571,110
56	Ghalia for Importing and Distributing Foodstuffs	31,533,545
57	Tripoli Alkobra for Tomato, Packaging and Food Industry	31,482,000

58	Tamer Hend for Importing Cars and Spare Parts	31,424,625
59	Rayan for Mills and Feed	30,837,696
60	Mouasat Altawoun for Feed Industry	30,434,500
61	Majmouat Almwashy Alhaya for Importing Foodstuffs, Livestock and Meat	29,544,000
62	Almaraa Alkhosba for Mills, Feed and Rice Mills	29,466,000
63	Tajoura Alhayat for Food Industries	28,991,986
64	Alnasia Alittihadia for Importing Foodstuffs, Livestock and Meat	28,948,135
65	Alnaeem for Mills, Feed and Grains	28,493,125
66	Tareq Alqara for Importing Foodstuffs	28,165,122
67	Alhaj Anwar for Importing Foodstuffs, Livestock and Meat	27,882,789
68	Oya Aldawlia Aviation Limited	26,556,006
69	Badia Alsahraa for Importing Means of Transport and Accessories	26,288,225
70	Alnajaah Alraeda for Engineering Industries	26,130,265
71	Dar Qurtoba for Importing Medical Equipment, Medicines, Medical Preparations and Mother & Child Supplies Limited	26,122,090
72	Alrayhan for Food Industries	25,935,970
73	Adwa Africa for Importing Foodstuffs, Livestock and Meat	25,808,897
74	Donia Libya for Food Industries	25,804,850
75	Alfakhama Aldahabiya for Flour Mills and Feed Industry	25,697,607
76	SAS for Building Materials, Paints, Plastics and Raw Materials Industry	25,574,290
77	Asr Albenaa Aldawli for Importing Building Materials and Accessories	25,420,986
78	Almotawaset for Feed Industry	25,272,500
79	Alwesal Allibya for Mills and Feed	25,128,671
80	Alnafitha Alsehya for Importing Medical Equipment and Supplies	25,061,719
81	Alandalus for Pesticides Industry	24,974,000
82	Almesk Alabyad for Importing Foodstuffs, Livestock and Meat	24,941,910
83	Almadaq Alteeb for Importing Foodstuffs, Livestock and Meat	24,531,600
84	Adwa Alqraboli for Flour Mills	24,464,465
85	Albilsan for Medical Supplies Industry	24,414,850
86	Alshot Aljadeed for Importing Tobacco, Cigarettes and Accessories	23,983,800
87	Hadrian for Importing Foodstuffs Limited	23,604,622
88	Ard Alataa for Food Industries	23,124,038
89	Altarab Alliby for Importing Foodstuffs, Livestock	22,809,139

90	Aliqlimia Aljadeeda for Importing Raw Materials	22,634,064
91	Qasreen Aldawa for Importing Medical Equipment, Medicines and Preparations	22,572,318
92	Super for Building Materials, Paints, Plastics and Raw Materials Industry	21,950,800
93	Majmouat Alemtiaz for Importing Agricultural Machinery and Supplies	21,924,560
94	Alrafeq Alamtal for Building Materials Industry	21,601,335
95	Global for Building Materials, Paints and Pastes Industry	21,598,500
96	Ajniha Allibya Aviation (Joint Stock)	21,084,321
97	Alquds for Plastic Tanks and Pipes Industry	20,606,700
98	Alzomorda Aldawlia for Food Industries, Mills and Rice Mills	20,426,234
99	Alandalus for Vegetable Oils Packaging and Canning	20,388,031
100	Alsafez Alraqi for Importing Household and Electrical-Electronic Appliances	20,043,749
101	Albonyan for Metals Melting and Rolling	19,990,270
102	Osoul Altagnologia for Electronic and Electrical Devices Industry	19,947,400
103	Gargar for Agricultural and Livestock Investment	19,784,000
104	Tiba Alalamiya for Ceramic, Porcelain, Marble and Granite Adhesives Industry	19,766,000
105	Majmoua Albyan for Building Materials, Petro and Chemicals Industry	19,703,990
106	Alsad for Mills, Feed and Pasta Industry	19,610,500
107	Asas Albarmaja for Software Industry	19,581,470
108	Allibya group for Oil Services and Energy	19,581,000
109	Alamana for Importing Medical Equipment, Preparations and Mother & Child Supplies	19,403,738
110	Alsafaih Albaida for Building Materials Industry	19,222,000
111	Rama for Mills and Feed	19,160,501
112	Asaria Aldahabiya for Importing Foodstuffs	19,157,336
113	Alfolaz for Aluminum Industry of All Kinds	19,001,840
114	Alsomoud for Importing Household Appliances Limited	18,987,514
115	Panorama Almotawaset for Mills and Feed Limited	18,962,584
116	Alittihad Alarabi for Feed and Grain Grinding Industry	18,906,406
117	Zahra Alghiza for Importing Foodstuffs, Vegetables, Fruits and Livestock	18,796,421
118	Almohandes for Plastics and Metal Works Industry	18,744,881
119	Albaraka Alalamiya for Importing Foodstuffs, Livestock and Meat	18,622,019
120	Atheel for Feed and Flour Mills Industry	18,498,825
121	Alrowad Alalamiya for Importing Means of Transport and Accessories	18,348,720
122	Aldeka Aldawlia for PVC and Derivatives Industry	18,321,956

123	Alsalam for Food Industries	18,288,800
124	Mofaza North Africa for Importing Cars, Spare Parts, Oils and Accessories	18,192,746
125	Altawasoul Alfareed for Importing Electrical Appliances and Household Goods	18,172,605
126	Teknologia for Building Materials, Paints, Plastics and Raw Materials Industry	18,074,650
127	Alshorouk Allibya for Mills and Feed	17,999,062
128	Alsahil for Importing Livestock and Meat	17,964,198
129	Alaghzia Almotahida for Importing Foodstuffs	17,940,000
130	Omega for Chemicals and Packaging Materials Industry	17,726,000
131	Alwataniya for Plastics and Packaging Industry	17,595,732
132	Borg Alreef for Importing Raw Materials	17,501,200
133	Alnoqat Aljadeeda for Importing Agricultural Machinery, Supplies and Spare Parts	17,363,395
134	Sanad Alaamar for Importing Building and Sanitary Materials	17,348,976
135	Alkhalejia for Water and Oil Supplies Industry	17,299,705
136	Alkhaleej Alafricy for Importing Heavy Machinery and Spare Parts	17,251,339
137	Emar Aldeka for Aluminum and PVC Industry	17,217,979
138	Alwahaat Almotajaddeda for Importing Foodstuffs	17,106,083
139	Ain Ashmaro for Importing Foodstuffs	17,060,985
140	Almazraa Aldawlia for Importing Foodstuffs	17,033,754
141	Samaa Libya for Feed Industry	16,969,100
142	Rokaz Libya for Building Materials, Production Supplies and Paints Industry	16,968,297
143	Adwa Alnezak for Importing Electronic Devices and Spare Parts	16,944,592
144	Alayadi Alnaqia for Iron Industries	16,788,175
145	Majmoua Alrowad for Metals Melting and Forming	16,670,731
146	Maysan for Plastics Industry	16,595,563
147	Delta Alkhair for Food Industries	16,554,300
148	Almaysam for Importing Cars and Spare Parts	16,516,340
149	Albadia Aleqeeqa for Building Materials Industry	16,248,015
150	Alsanober for Aluminum Industry of All Kinds	16,239,627
151	Altadafoq for Importing Medical Equipment and Mother & Child Supplies	16,174,601
152	Samaa Almotawaset Aviation	16,024,591
153	Almawsem for Food Industries and Rice Mills	15,998,600
154	Albariq Alawel for Building Materials, Refractory Bricks, Cement and Derivatives Industry	15,898,000
155	Libca for Food Industries	15,886,000

156	Almajd Alalamiya for Detergents, Disinfectants and Descalers Industry	15,878,700
157	Altaaef for Importing Foodstuffs	15,809,957
158	Altoroq Alhaditha for Asphalt and Insulation Materials Industry	15,792,184
159	Alelmia for Importing Medicines, Preparations and Mother & Child Supplies	15,763,670
160	Aseel for Baby Diapers and Tissues Industry	15,757,563
161	Mersin for Importing Household and Electrical Appliances	15,604,233
162	Ard Alsahil for Importing Heavy Machinery, Equipment, Spare Parts and Factories/Workshops Supplies	15,549,767
163	Rawasem Limited for Importing Cars and Spare Parts	15,531,525
164	Alebdah for Detergents, Soap and Supplies Industry	15,506,775
165	Alnajm Alsaed for Importing Heavy Machinery, Equipment, Supplies and Spare Parts	15,437,330
166	Ajawed Alalamiya for PVC and Derivatives Industry	15,385,935
167	Diyar Alsafwa for Cement Industry	15,337,585
168	Ewan Alsharq for Food Industries	15,327,806
169	Royal for Chemicals and Raw Materials Industry	15,178,350
170	Alameen for Cleaning Materials Industry	15,166,200
171	Noor Samaa for Importing Medical Equipment and Supplies	15,138,080
172	Almadaen for PVC Industry	15,048,598
173	Almamoura for Food, Mills and Feed Industry	14,962,650
174	Areen alawla for Importing Foodstuffs, Livestock and Meat	14,954,893
175	Nepton for Paints and Pastes Industry	14,903,697
176	Alatrg for Importing Electronic and Electrical Devices	14,901,232
177	Altanmia Alhaditha for Iron Industries	14,884,372
178	Gamma for Plastics Industry	14,878,500
179	Adri for Importing Means of Transport and Accessories	14,835,759
180	Lamar Benghazi for Plastics Industry	14,789,946
181	Alalama Aldawlia for Raw Materials Industry	14,786,004
182	Afaq Alghad for Wood Industries	14,773,893
183	Bayan for Paper and Plastic Industries	14,730,489
184	Alahed Alwafi for Building Materials Industry	14,702,475
185	Almajd for Importing Cranes and Heavy Equipment	14,695,756
186	Albadia Aleqeeqa for Food Industries	14,679,571
187	Bab Almetana for Importing Building Materials	14,642,900

188	Allibya Almotahida for Soap and Cleaning Materials Industry	14,590,835
189	Almasdar Almateen alawel for Kitchens Industry	14,580,150
190	Aberat Albihar for Importing Tobacco, Cigarettes and Accessories	14,536,200
191	Alqala for Wood Industries	14,406,082
192	Aldawlia for Building Materials, Paints and Plastics Industry	14,374,700
193	Alnakhwa Allibya for Importing Foodstuffs	14,346,210
194	Chefchaouen for Importing Raw Materials	14,319,134
195	Venus for Oil Operations and Drilling Services	14,313,285
196	Alofq for Importing Mother & Child Supplies	14,283,794
197	Alemtiaz Aljadeed for Importing Means of Transport and Accessories	14,207,960
198	Alsagia Almotahida for Importing Raw Materials	14,167,944
199	Alnoras for Feed, Mills and Rice Mills Industry	14,102,288
200	Alamal for Importing Means of Transport and Accessories	14,053,663
201	Maysan for Food Industries	14,018,996
202	Alayadi Albaida for PVC Industry	13,949,783
203	Alrabee for Feed Industry	13,833,696
204	Beta for Cleaning Materials Industry	13,776,950
205	Alkot Aljadeed for Importing Heavy Machinery, Equipment, Spare Parts, Factories & Workshops Equipment	13,699,606
206	Sada Alemtiaz for Importing Foodstuffs, Livestock and Meat	13,679,917
207	Matlaa Alfajr for Importing Decoration, Hardware and Cleaning Materials	13,674,572
208	Altecnologia Alkhadra for Importing Electrical and Non-Electrical Appliances and Spare Parts	13,636,442
209	Almasdar Alraqi for Food Industry	13,504,000
210	Alconsul Almotalalq for Cleaning Materials and Accessories Industry	13,476,899
211	Alqema for Carton Industry	13,384,750
212	Delta Alkhair for Importing Building and Sanitary Materials and Accessories	13,367,095
213	Alkhairat Alalamiya for Importing Means of Transport and Accessories	13,356,815
214	Alhosn Almateen for Iron Industries	13,355,734
215	Almawsem for Aluminum Industry and Derivatives	13,269,889
216	Sgima for Building Materials, Paints, Plastics and Raw Materials Industry	13,187,600
217	Alam Alfada Altegni for Importing Electronic, Electrical Devices, Accessories and Spare Parts	13,101,161
218	Dar Altakhasos for Importing Electronic and Electrical Devices	12,964,070

219	Aqlam Alsalam for Importing Electronic, Electrical, Non-Electrical Devices and Phones	12,921,578
220	Alsahel Almotakadem for Importing Foodstuffs	12,802,756
221	Alwasel Almanir for Importing Foodstuffs, Livestock and Meat	12,738,310
222	Alamir Allibya for Importing Foodstuffs, Livestock and Meat	12,710,238
223	Almoroug for Feed and Rice Mills Industry	12,638,901
224	Alrabia Alkhadra for Importing Foodstuffs	12,579,145
225	Almangla for Importing Foodstuffs	12,569,784
226	Majmouat Altawasoul Almomayaz for Importing Raw Materials	12,526,680
227	Albariq Alawel for Sponge and Medical Mattresses Industry	12,470,450
228	Alzahra Allibya for Food Industries	12,445,000
229	Ajwad Almoharakat for Importing Cars	12,359,331
230	Almostakshaf Aldawlia for Oil Services	12,350,000
231	Mouda for Importing Foodstuffs, Livestock and Meat	12,348,085
232	Alasemna Aljadeeda for Cleaning Materials Industry	12,331,100
233	Majmouat Almazare for Importing Agricultural Machinery	12,280,437
234	Alzoq Almotamaye ; for Food Industries	12,250,396
235	Alrafda for Petrochemical Industries	12,239,250
236	Rajha Aldawlia for Importing Heavy Machinery, Equipment and Factories Equipment	12,216,600
237	Aldeka Almotanahya for Aluminum and PVC Industry	12,100,212
238	Alghazala Allibya for Importing Foodstuffs, Livestock and Meat	12,004,498
239	Elm Alaman for Importing Foodstuffs	11,740,628
240	Albenaa Alteqni for Importing Building and Sanitary Materials and Accessories	11,736,100
241	Altaqadom Aldawli for Importing Electrical and Non-Electrical Devices and Spare Parts	11,629,640
242	Albestana for Kitchens and Spare Parts Industry	11,617,745
243	Alwated Almateen for Plastics Industry	11,582,500
244	Alsada Altebya for Importing Medicines, Medical Equipment and Supplies	11,525,793
245	Alraed Allibya for Importing Foodstuffs, Livestock and Meat	11,521,600
246	Alnamaa Aljadeeda for Aluminum and PVC Industry	11,514,060
247	Karam Alkhair for Beverages and Juices Industry	11,509,000
248	Alkhobra for Shipping Agencies (Natco Holding)	11,498,501
249	Almadina Alhadidia for Importing Building Materials	11,498,150
250	Alnajaah for Importing Building and Sanitary Materials and Accessories	11,436,913
251	Allibya Aljadeeda for Importing Cars and Spare Parts	11,407,604

252	Evrst for Food Industries	11,380,216
253	Snao Aldawlia for Importing Foodstuffs	11,353,990
254	Almobtaker Alhadith for PVC Industry	11,316,114
255	Alqema Aldawlia for Aluminum Industry of All Kinds	11,288,895
256	Lamsat Alhayat for Importing Medical Equipment, Medicines, Preparations and Mother & Child Supplies	11,246,893
257	Noor Alkanari for Egg Hatching and Poultry Production	11,217,571
258	Asasat Alomara for Building Materials Industry	11,213,330
259	Madraj Alkhairat for Food Industry	11,191,260
260	Agyad Libya alawla for Importing Building and Sanitary Materials and Accessories	11,144,728
261	Alrafia for Wood Industry	11,120,176
262	Almateen for Importing Foodstuffs	11,105,631
263	Zohor Almadina for Carton and Plastics Industry	11,082,768
264	Bab Almadina for Kitchens and Accessories Industry	11,078,332
265	Alrowad for Sponge and Mattresses Industry	11,023,800
266	Almotahedon Alalamiya for Plastic Pipes, Containers and PVC Industry	10,998,350
267	Alahram Allibya for PVC Industry	10,996,997
268	Alomran for Importing Cars and Spare Parts	10,966,783
269	Riada for Chemicals and Raw Materials Industry	10,956,050
270	Aletgah Alsaheh for Importing Raw Materials	10,942,775
271	Alsel Plast for Plastics Industry	10,935,808
272	Addiar Almushriqa for Importing Electrical Appliances and Phones	10,899,429
273	Alnoor Alteeb for Feed Industry	10,885,245
274	Haram Alshifa for Importing Medical Equipment and Mother & Child Supplies	10,882,854
275	Alseham Almotakadem alawel for Importing Foodstuffs	10,849,560
276	Majmouat Almoroua for Mills, Feed and Rice Mills	10,796,982
277	Mesaha Alamal for Aluminum Industry	10,785,236
278	Mezan Alfai for Iron Industries	10,712,495
279	Alnajaah for Mesh Sheets Industry	10,694,524
280	Almoutahida Aljadeeda for Importing Tobacco, Cigarettes and Accessories	10,673,178
281	Slooq for Poultry Breeding and Slaughter	10,662,873
282	Aljidar Allibya for Importing Means of Transport and Accessories Limited	10,633,965
283	Aramco for Paint Industry	10,625,200

284	Alresha Aldahabiya for Importing Foodstuffs Limited	10,614,809
285	Alholoul Almotakamela for Importing Medicines and Medical Equipment	10,611,556
286	Taj Aviation	10,603,331
287	Alrowabi Aldahabiya for Importing Building and Sanitary Materials	10,591,614
288	Allamsa Alakhira for Furniture Industry	10,582,502
289	Lamsa for General Contracting and Real Estate Investment (Akakus Holding)	10,579,600
290	Marai Dofan for Importing Foodstuffs, Livestock and Meat	10,556,336
291	Alsaraya Alraqueia for Importing Foodstuffs, Vegetables and Fresh Fruits	10,499,791
292	Lareen Alkhair for Importing Agricultural Supplies	10,465,038
293	Alraed for Importing Sportswear and Shoes Limited	10,426,903
294	Albait Albassit for Importing Electrical Appliances	10,372,885
295	Alhodba for Feed Industry	10,338,480
296	Masdar Alnezafa for Cleaning Materials Industry	10,289,750
297	Panorama Libya for Feed Industry	10,257,676
298	Alzajel for Kitchens and Furniture Industry	10,250,588
299	Alremah for Importing Foodstuffs (Joint Stock)	10,083,252
300	Almaqoud Alserie for Importing Oils, Tires and Batteries	10,061,281
301	Arsaa Alaamar for Electrical Materials Industry	9,997,526
302	Adraj Albenaa for Building Materials Industry	9,995,400
303	Almashareq Almomayaza for Raw Materials Industry	9,985,656
304	Jenan for Plastics and Paper Industry	9,967,040
305	Safari for Importing Foodstuffs (Joint Stock)	9,940,478
306	Altaleaa Aljadeeda for Feed Industry Limited	9,932,000
307	Alemaar Alteby for Importing Medical Equipment and Mother & Child Supplies	9,910,000
308	Wasel Allibya for Transport	9,906,940
309	Altaleaa for Feed Industry Limited	9,905,000
310	Albuzoor alawla for Feed and Derivatives Industry	9,900,039
311	Alkabeer Almotakadem for Kitchens and Furniture Industry	9,895,226
312	Alqala Aldahabiya for Food Industries	9,890,644
313	Alramal alawla for Feed and Derivatives Industry	9,876,137
314	Savanna Alalamiya for Feed Industry	9,861,500
315	Aali Tripoli for Importing Foodstuffs	9,806,625
316	Allibya Almotahida for Raw Materials Industry	9,777,467

317	Janoub Libya for Importing Fruits, Vegetables, Foodstuffs, Livestock and Meat	9,639,829
318	Alsafi for Importing Electrical, Non-Electrical and Electronic Appliances	9,632,888
319	Albadeel Aljadeed for Importing Means of Transport and Accessories	9,548,000
320	Alrehab alula for Diapers, Paper and Perfumed Tissues Industry	9,508,400
321	Alkhair Aldaem for Importing Electrical and Electronic Appliances	9,461,354
322	Allibya Almalteya Medical Care (Joint Stock)	9,442,400
323	Altahadi Alkhaled Aljadeed for Food Industries	9,427,000
324	Alrabee for Sponge, Furniture and Mattresses Industry	9,412,328
325	Alkhoul aldahabia for Importing Building Materials, Sanitary Ware and Accessories	9,403,428
326	Qimat Altwasol for Importing Various Means of Transportation, Agricultural Supplies and Building Materials	9,397,055
327	Aldaw Alabiad for Importing Electronics, Electrical Materials and Spare Parts	9,367,290
328	Nwarat Libya for Importing Foodstuffs	9,333,525
329	Hqoul Alwatan for Importing Agricultural Machinery and Spare Parts	9,286,638
330	Moharakat Ydr for Importing Means of Transportation and Accessories	9,283,850
331	Alarban for Importing Medical Equipment, Medicines, Medical Preparations, Mother and Child Supplies	9,261,079
332	Najmat Alsahel for Importing Agricultural Machinery, Supplies and Spare Parts	9,206,909
333	Nebras Alkhir for Manufacturing Animal Feed and Grain Milling	9,160,000
334	Drsaf Libya for Manufacturing Ceramics, Porcelain and Sanitary Ware	9,126,450
335	Shamal Almotwast for Importing Foodstuffs	9,082,576
336	Baiti Alfdi for Manufacturing Kitchens, Furniture and Decorations	9,071,789
337	Roua Taqadam for Importing Foodstuffs, Livestock and Meat	9,066,764
338	Altaj Alareqa for Importing Electronic and Electrical Devices and Accessories	9,059,942
339	Rawafed Alghida for Importing Foodstuffs	9,027,029
340	Polizan for Manufacturing Paints, Putties and Chemical Materials	9,002,706
341	Elaf Aldawliya for Importing Clothes and Shoes, affiliated to Elaf Alawla Holding	9,000,000
342	Almotwasta Aljadida for Importing Raw Materials	8,974,344
343	Platinum Alawla for Importing Raw Materials	8,934,744
344	Albaybas Complex for Plastic Industries and Packaging Materials	8,871,955
345	Alsafwa for Importing Electrical and Non-Electrical Devices and Materials, Spare Parts and Electronics	8,860,816
346	Alazdhar Almmyz for Importing Foodstuffs	8,845,695

347	Amatin Aldawliya for Food Industries and Grain Milling	8,843,550
348	Al-Tariq for Iron Industries	8,825,805
349	Lahdat Alsaada for Importing Foodstuffs	8,800,420
350	Alferdos Alkhadra for Importing Tractors, Agricultural Machinery, Equipment and Materials	8,790,180
351	Altwasol Almtmyz for Importing Medical Equipment and Supplies	8,790,016
352	Bin Taher Factory for Manufacturing Home and Office Furniture	8,787,581
353	Al-Sahra Al-Dawliya for Food Industries	8,692,685
354	Alkhebrat Aldwaeya for Importing Medicines and Medical Equipment	8,679,915
355	Ajnhhet Alsama for Aviation, affiliated to Ajwa Holding	8,674,252
356	Ata Alajwad for Importing Foodstuffs, Fruits, Vegetables, Livestock and Meat	8,662,840
357	Alzahra for Importing Foodstuffs	8,658,172
358	Alwaha Aldawliya for Grain Milling and Feed Production	8,617,820
359	Adran for Importing Foodstuffs, Livestock and Meat	8,548,141
360	Sana Alalamia for Importing Electronic Devices, Electrical Appliances, Accessories and Spare Parts	8,526,388
361	Alrahba Alhaditha for Importing Electrical and Non-Electrical Devices, Spare Parts and Electronics	8,503,677
362	Alrbat Alwatheq for Importing Foodstuffs, Livestock and Meat	8,474,420
363	Riad Libya for Importing Foodstuffs	8,457,107
364	Alawla Alhaditha for Importing Electronic Devices and Accessories	8,411,350
365	Altaqnia Almotqadima Alhaditha for Importing Medical Equipment, Medicines, Medical Preparations, Mother and Child Supplies	8,362,880
366	Bustan Libya for Importing Foodstuffs, Livestock and Meat	8,326,343
367	Ashab Alnama for Importing Agricultural Supplies and Seeds	8,316,911
368	Aljohd Alfayeq for Importing Medical Equipment, Mother and Child Supplies	8,277,000
369	Alfalaah Almmyz for Food Industries	8,255,340
370	Liboplast for Manufacturing Pellets, Covers and Food Packaging Materials	8,245,082
371	Sonar Libya Aljadida for Importing Foodstuffs	8,217,500
372	Loulouat Alard for Importing Agricultural Machinery and Spare Parts	8,212,304
373	Aqar Almmyz for Manufacturing Aluminium	8,212,024
374	Alruya Almtjdida for General Contracting and Real Estate Investment	8,169,324
375	Aldaqa Almmtza for Importing Agricultural Machinery, Supplies, Equipment and Spare Parts	8,160,159

376	Maqro for Importing Electrical and Non-Electrical Devices, Spare Parts, Electronics and Accessories	8,157,996
377	Mafatih Alkhir for Importing Electrical Materials, Spare Parts, Electronics and Accessories	8,154,000
378	Alshat Aljadid for Importing Raw Materials	8,150,689
379	Alrjass Alzeraei for Importing Agricultural Machinery, Supplies and Spare Parts	8,084,604
380	Wared Alhaya for Importing Electronics, Electrical Devices and Accessories	8,076,327
381	Ajjal for Food Industries	8,040,000
382	Alsaadi for Agricultural and Animal Production	8,030,299
383	Alsafeer Alalami for Importing Tobacco, Cigarettes and Supplies	8,028,000
384	Allibya Aljadida for Metal Industries	7,940,745
385	Alwahaj for Importing Foodstuffs, Livestock and Meat	7,939,775
386	Alreef Alalami for Manufacturing Raw Materials	7,929,840
387	Alraes Factory for Manufacturing Wooden Furniture	7,879,446
388	Altheqa Aldaema for Importing Foodstuffs	7,869,494
389	Alqydoum for Importing Electrical and Household Materials	7,866,233
390	Arzaq Alkhir for Food Industries	7,765,885
391	Rital for Plastic Industries	7,730,356
392	Alfeid Aldaem for Importing Electrical Devices and Spare Parts	7,721,382
393	Atyaf Alkhir for Mills and Animal Feed	7,680,000
394	Almaeda Alraqeia for Importing Foodstuffs	7,642,720
395	Taj Alwaqar for Importing Electrical and Non-Electrical Materials	7,629,584
396	Alard Albahira for Importing Agricultural Machinery, Supplies and Spare Parts	7,610,564
397	Agadir Aldhahabiya for Importing Electrical Materials, Electronics and Mobile Phones	7,558,800
398	Aljazira Alawla for Importing Tires and Batteries	7,537,910
399	Jawaher Nafisa for Food Industries	7,528,800
400	Almotawroun Alalamiya for Manufacturing Carton and Packaging	7,527,550
401	Khalij Alsedra for Importing Means of Transportation and Accessories	7,513,612
402	Hettin Alalamiya for Manufacturing Cleaning Materials and Complements	7,470,780
403	Sehtk Beldnya for Importing Medical Equipment and Supplies	7,466,190
404	Hatoun for Importing Foodstuffs	7,465,154
405	Itar Aldawliya for Importing Accessories, Hardware and Cleaning Materials	7,438,001
406	Majmouat Alanaka Aldawliya for Manufacturing Clothes, Fabrics and Textiles	7,400,000
407	Altafoq Alali for Importing Agricultural Supplies and Spare Parts	7,378,039

408	Anwar Almadina for Importing Electrical and Non-Electrical Devices and Spare Parts	7,362,057
409	Emax Electro for Importing Electrical and Electronic Devices	7,334,369
410	Alakhshab Almlkeya for Importing Building Materials, Sanitary Ware and Accessories	7,285,156
411	That Albrouj for Manufacturing Aluminium	7,283,587
412	SK Aldawliya for Manufacturing Marble, Granite and Building Materials	7,280,969
413	Alqal'a Alhaditha for Manufacturing Building Materials, Plastics and Raw Materials	7,228,650
414	Elaf Alyasmin for Importing Mother and Child Supplies	7,228,552
415	Altelal Allibya for Importing Foodstuffs	7,213,026
416	Jazan Alhaditha for Importing Electrical and Non-Electrical Devices and Spare Parts	7,200,555
417	Fresh Libya for Importing Electrical Devices and Materials	7,192,976
418	Albariq Allama Alawla for Importing Electronics, Electrical Appliances, Spare Parts and Mobile Phones	7,185,400
419	Alard Almarwiya for Importing Foodstuffs	7,169,360
420	Africa Aljadida for Importing Foodstuffs	7,097,256
421	Twasol Alealam for Importing Electronics, Accessories and Spare Parts	7,046,742
422	Masarat Alajniha for Telecommunications and Information Technology	7,045,639
423	Alnajah for Manufacturing Insulating Panels and Prefabricated Houses	7,007,310
424	Alnahda Alfanya for Manufacturing Chemical Additives and Solvents	6,996,700
425	Majmouat Altheqa Aldaema for Importing Foodstuffs, Livestock and Meat	6,996,607
426	Alnajem Aldhahabi for Importing Electronics, Spare Parts and Mobile Phones	6,993,913
427	Aldaqa for Manufacturing Aluminium	6,986,756
428	Manba' Alwadi for Food Industries	6,968,400
429	Allibya Alsaree'a for Civil Aviation, Ground Handling and Air Cargo	6,923,734
430	Zahret Alsidr for Food Industries	6,914,210
431	Almaleka Allibya for Food Industries	6,910,350
432	Jawharat Alebda for Manufacturing PVC of All Types	6,889,072
433	Almbrmj Alhadith for Importing Electronics, Electrical Appliances and Accessories	6,878,830
434	Alabrarr for Importing Mobile Phones and Accessories	6,829,925
435	Alfath for Mills and Animal Feed	6,819,500
436	Tamam Albenaa for Manufacturing Building Materials	6,816,000
437	General for Manufacturing Building Materials, Paints, Plastics and Raw Materials	6,750,325
438	Alqartas for Manufacturing Paper and Carton	6,726,984
439	Alghwaetat for Importing Tires and Batteries	6,689,616

440	Almontaj Albariq for Manufacturing Cleaning and Cosmetic Materials	6,656,600
441	Almaes for Importing Medicines, Medical Preparations, Mother and Child Supplies	6,644,134
442	Alrawabi Aldawliya for Manufacturing Pesticides	6,627,225
443	Sadi Al-Aswaq for Importing Electrical and Non-Electrical Devices, Spare Parts and Electronics	6,613,303
444	Alghazara for Importing Foodstuffs, Livestock and Meat	6,522,037
445	Albenaa Althabet for Manufacturing Kitchens and Furniture	6,503,507
446	Libya for Aviation, Technical Services and Tourism	6,498,633
447	Almaes for Food Industries	6,473,373
448	Aljuzor Alzahira for Importing Electrical and Non-Electrical Devices, Spare Parts and Electronics	6,458,281
449	Tariq Alnoor for Importing Building Materials, Sanitary Ware and Accessories	6,456,500
450	Hadeel Almasa for Importing Cleaning Materials	6,438,088
451	Albariq Aldawli for Manufacturing Electronics and Electrical Appliances	6,432,500
452	Aleomran for Manufacturing Iron of All Types and Shapes	6,397,884
453	Dawajen Libya for Poultry Breeding, Packaging and Marketing	6,392,693
454	Almjal Alzakher for Importing Electrical and Non-Electrical Devices, Spare Parts and Electronics	6,390,837
455	Alrweis for Importing Electrical Devices, Spare Parts, Electronics and Accessories	6,385,180
456	Altafoq Alsaheh for Importing Foodstuffs, Fruits, Vegetables, Livestock and Meat	6,350,871
457	Alkhyar Alafdal for Importing Electronics and Electrical Devices	6,344,535
458	Altwasol Almtkamal for Importing Building Materials	6,281,337
459	Siran for Importing Medicines and Medical Equipment	6,263,053
460	Alnajem Alsatea Alfdi for Importing Agricultural Machinery, Supplies and Spare Parts	6,238,751
461	Alrafie Factory for Manufacturing Aluminium and PVC Doors and Windows	6,198,667
462	Safaa aljoda for Flour Manufacturing	6,191,250
463	Sohol alaseema for Building Materials Manufacturing	6,175,976
464	Alsatea alawla for Importing Electrical and Electronic Materials	6,175,100
465	Aaber almaaster for Importing Electrical, Non-Electrical Equipment and Spare Parts	6,171,741
466	Alyam for Importing Foodstuffs	6,145,939
467	Noqosh Libya for Importing Building and Sanitary Materials	6,143,053
468	Anabeb Msrtah for Manufacturing Plastic Pipes and Accessories	6,139,542
469	Alfdeel for Importing Tires	6,071,711

470	Alshahin alawal for Mills and Feed Manufacturing	6,064,000
471	Almasa for Importing Foodstuffs	6,022,633
472	Barniq for Technology and Information Technology Services	5,992,937
473	Ayadi alaataa aldaolia for Importing Raw Materials Ltd.	5,989,000
474	Alnobla alawla for Importing Foodstuffs, Livestock and Meat	5,987,700
475	Aral Altjaria for Importing Foodstuffs, Livestock and Meat	5,983,950
476	Zad almtwaset for Importing Household, Electrical, and Non-Electrical Materials	5,957,303
477	Tijan for Importing Raw Materials	5,946,108
478	Alfda aldhabbi for Importing Foodstuffs	5,911,607
479	Alafaq alhaditha for General Contracting and Real Estate Investment	5,901,500
480	Libyana for Importing Foodstuffs, Livestock and Meat	5,898,000
481	Wadi alzid for Importing Foodstuffs	5,875,074
482	Almansour for Manufacturing Asphalt and Petroleum Derivatives	5,862,000
483	Almotkaml aljadeed for Importing Foodstuffs	5,855,480
484	Alratil wshorakaoh for Manufacturing Building Materials and Plastic Pipes	5,841,839
485	Majmouat alamal albia for Importing Medicines and Medical Equipment	5,839,038
486	Alsahl alhadith for Importing Livestock and Meat	5,835,560
487	Aldorah for Importing Agricultural Materials, Supplies and Spare Parts	5,821,133
488	Zid alkamal for Importing Medicines, Medical Preparations, and Mother & Child Supplies	5,808,293
489	Alatqan Mobile for Importing Electronics, Electrical Materials and Spare Parts	5,800,685
490	Baida Libya for Importing Agricultural Machinery, Equipment and Spare Parts	5,784,526
491	Khyrat aljoud for Importing Agricultural Machinery, Supplies and Spare Parts	5,782,846
492	Albaraka alsafia for Importing Medicines, Medical Preparations, and Mother & Child Supplies	5,767,869
493	Aldawlia for Importing Electrical and Household Materials	5,746,501
494	Alheblou alaalmia for Maritime Agencies	5,735,433
495	Albowadi alkhadra for Feed Manufacturing and Grain Milling	5,729,895
496	Kohof aljbal for Manufacturing Building Materials	5,725,800
497	Sama almarai for Mills, Feed Manufacturing and Rice Milling	5,724,770
498	Zolfa aldaolia aljadeeda for Importing Electrical, Non-Electrical Equipment and Electronics	5,720,702
499	Onwan alwaha for Food Industries	5,702,655
500	Altuyor almoamaza for Importing Electronic Devices and Accessories	5,700,499
501	Alremas albia alawla for Importing Medical Equipment	5,694,203

502	Alastthmaria for Engineering Industries and Metal Forming	5,692,876
503	Manarat alsahel for Importing Foodstuffs	5,687,922
504	Altahadi alawal for Paper and Carton Manufacturing	5,686,775
505	Alasala aldhahbia for Mills and Rice Milling	5,684,400
506	Zahraa for Food Industries	5,680,603
507	Ajawed for Importing Agricultural Machinery, Supplies and Spare Parts	5,657,028
508	Libya Hura for Importing Generators, Electrical Machinery, Equipment and Spare Parts	5,650,848
509	Albarniq alawal for Importing Medical Equipment and Mother & Child Supplies	5,626,638
510	Shamal alsahra for Importing Building Materials	5,619,758
511	Altajadod for PVC Manufacturing	5,618,660
512	Hadaeq alnasim for Food Industries	5,616,570
513	Alshkl almonasb for Importing Raw Materials	5,615,000
514	Almosamem almtmyz for Manufacturing Building and Sanitary Materials	5,607,750
515	Loaloe alhmaioz for Importing Medical Equipment and Supplies	5,589,189
516	Souq alkhamis for Feed Manufacturing	5,551,500
517	Rawaat alsnaeya for Manufacturing Soap and Cleaning Materials	5,547,520
518	Makamn alawla for Furniture Manufacturing	5,534,143
519	Aksir alafya for Importing Medical Equipment and Mother & Child Supplies	5,524,984
520	Sefax for Importing Medicines, Medical Equipment and Mother & Child Supplies	5,518,330
521	Alermok alhadeth Factory for Aluminum Manufacturing	5,505,157
522	Albarq almodii for Importing Mother & Child Supplies	5,495,875
523	Kavali for Importing Foodstuffs	5,440,110
524	Itar alaman for Importing Transportation Means and Accessories	5,409,134
525	Alzein aldaolia for Importing Foodstuffs	5,406,385
526	Alkian aljadeed for Importing Medicines, Medical Equipment, Medical Preparations and Mother & Child Supplies	5,397,190
527	Tanafes alzaerae for Importing Agricultural Machinery, Supplies and Spare Parts	5,395,285
528	Altarabt almateen for Iron Industries	5,393,276
529	Alborg alawal for Importing Transportation Means, Spare Parts, Tires and Batteries	5,381,022
530	Alkhalij alzaheer for Food Industries	5,377,723
531	Alkhayem for PVC Manufacturing	5,352,109
532	Alwahda for Maritime Agencies	5,334,047
533	Almarkbat almutahda for Importing Transportation Means	5,321,107

534	Almasar alabied for Importing Foodstuffs	5,318,260
535	Majmot alkhali alzaher for Importing Foodstuffs	5,312,005
536	Alafya for Importing Medicines and Medical Equipment (Joint Stock)	5,301,632
537	Fardas for Importing Foodstuffs, Livestock and Meat	5,288,336
538	Alghot for Importing Clothes, Textiles and Leather Products	5,278,338
539	Alsobl almoswma for Importing Agricultural Machinery and Spare Parts	5,271,030
540	Talents alaalmia for Importing Various Means of Transportation and Accessories	5,267,664
541	Nabd alfoad for Importing Medical Equipment	5,262,145
542	Sharq alawinat for Importing Raw Materials	5,200,000
543	Almobhrah for Manufacturing Metallic and Electronic Chips	5,195,000
544	Aljoda for Feed Manufacturing and Poultry Breeding	5,187,680
545	Aqlam for Paper Industries	5,162,455
546	Alkhadamat aldhahbia for Telecommunications and Technology	5,149,400
547	Alhaya alshafia for Importing Medical Equipment and Mother & Child Supplies	5,109,000
548	Shaghaf for Food Industries	5,107,700
549	Almoheet alraeda for Importing Electrical, Non-Electrical Devices and Spare Parts	5,103,446
550	Aleain for Food Industries and Bottling Water and Juices	5,100,996
551	Altabq altrqidi for Importing Foodstuffs	5,084,500
552	Ahdt almoharakat for Importing Various Means of Transportation and Spare Parts	5,040,000
553	Design alhadetha for Importing Foodstuffs, Livestock and Meat	5,033,289
554	Alhosan aldhahbi for Manufacturing Cleaning Materials	5,024,146
555	Alafdhlea aldaema for Importing Foodstuffs, Livestock and Meat	5,006,949
556	Almazare alibi for Feed Manufacturing	4,999,995
557	Majmot Libya lelomran for Manufacturing Building Materials	4,998,736
558	Alnokhba almodeaa for Manufacturing Wooden and Metal Furniture and Accessories	4,992,706
559	Mawasem alkhayat for Aluminum Manufacturing	4,985,630
560	Aljoda alraqia alawla for Feed Manufacturing and Derivatives	4,975,000
561	Almonthar alawal for Feed Manufacturing and Derivatives	4,975,000
562	Alrokn alelectroni for Manufacturing Electronic and Electrical Devices	4,974,484
563	Aabr alqarat for Importing Raw Materials	4,955,420
564	Elama altmaioz for Manufacturing Kitchens and Furniture	4,953,825
565	Maany alkhair for Importing Foodstuffs	4,949,040
566	Alzytona alasela for Importing Foodstuffs	4,934,572

567	Aldyaa aldaolia alawla for Importing Electrical, Non-Electrical Devices, Spare Parts and Equipment	4,927,977
568	Alabrag for Manufacturing Building Materials, Cement and Mining	4,904,000
569	Gernata aldaolia for Importing Foodstuffs, Livestock and Meat	4,889,275
570	Alhakim for Importing Medicines and Medical Supplies	4,881,728
571	Almoharakat alyabania for Importing Transportation Means and Accessories	4,871,794
572	Alboad alakher for Importing Building and Sanitary Materials and Accessories	4,869,800
573	Alwesal for Asphalt and Petroleum Insulation Manufacturing	4,868,756
574	Noq Libya for Importing Livestock and Meat	4,828,500
575	Aalam Alfdaa Altbi for Importing Medical Equipment and Supplies	4,811,393
576	Qemat Aljbal for Electronic and Electrical Industries	4,799,710
577	Almostored Aljadeed for Importing Foodstuffs, Livestock and Meat	4,799,461
578	Mazaree Alkhyrat for Feed Manufacturing and Milling	4,790,000
579	Alaltesaq for Manufacturing Insulating Panels	4,772,000
580	Alpha for Importing Electrical Materials, Equipment and Supplies	4,759,738
581	Alsad Alhaditha for Mills and Feed Manufacturing	4,734,500
582	Alwaad Almotmaiz for Importing Electronics and Home Appliances	4,731,572
583	Almazraa Aljadeeda for Importing Livestock, Meat and Foodstuffs	4,723,078
584	Bawabet Alquds for Feed and Flour Manufacturing and Grain Milling	4,719,550
585	Alghzaa Alsehi for Importing Foodstuffs	4,714,004
586	Aalam Alghzaa for Importing Foodstuffs, Livestock and Meat	4,708,482
587	Qemat Altaqadom for Building Materials Manufacturing	4,691,050
588	Alwaha for Paint Manufacturing	4,681,223
589	Alestefada for Information Technology, Surveillance Systems Installation and Software Supply	4,631,630
590	Alshamela Altabia Co. Ltd. for Importing Medicines and Medical Equipment	4,628,779
591	Tawasel Libya for Importing Electronics (Joint Stock)	4,620,680
592	Alhaya Almotmaiza for Importing Electrical, Non-Electrical Devices and Spare Parts	4,614,802
593	Meftah for Importing Clothes, Textiles and Leather Products	4,590,245
594	Wafira Alghzaa for Importing Foodstuffs	4,574,900
595	Alfaeq Almotmaiz for Heavy Industries	4,572,500
596	Alpha Motors for Importing Cars and Spare Parts (subsidiary of Alpha Holding)	4,563,060
597	Roaya Alibda for Importing Electronics, Electrical Devices, Spare Parts and Mobile Phones	4,562,449

598	Altomoh Alarabi for Importing Foodstuffs	4,544,555
599	Alsawla for Food Industries, Water Technology and Plastic Granules Manufacturing	4,543,718
600	Qaraji for Importing Transportation Means, Accessories and Spare Parts	4,532,193
601	Jawhart Ourika for Importing Foodstuffs, Livestock and Meat	4,522,016
602	Alhadaf for Telecommunications	4,521,000
603	Alwatania for Importing Heavy Machinery, Equipment, Supplies, Factory and Workshop Tools	4,517,471
604	Elite Alaalmia for Importing Medical Equipment	4,514,255
605	Alwan for Paper and Carton Industries	4,512,772
606	Ajyalna for Importing Medical Equipment	4,502,085
607	Almrouj for Kitchen Manufacturing	4,499,637
608	Alalem Almonir for Importing Stationery and Books	4,495,000
609	Altameer for Importing Building Materials, Sanitary Materials and Accessories	4,485,890
610	Neqaa Alemten for Importing Raw Materials	4,480,000
611	Alqoba Alkhadra for Textile and Furnishing Manufacturing	4,477,500
612	Almarkbat Almotakdema for Importing Transportation Means and Accessories	4,468,626
613	Shorouq Libya for Importing Foodstuffs	4,456,128
614	Alroaya Alaalmia for Paints and Putties	4,450,669
615	Alwaha Aldawlia for Plastic Manufacturing and Derivatives	4,441,500
616	Alsakhra Alsamaa for Importing Building and Sanitary Materials	4,419,650
617	Alsahl Alakhdar for Mills and Feed Manufacturing	4,394,993
618	Alsalm Alharami for Iron Industries	4,390,750
619	Alnezm Albaher for Importing Electrical, Non-Electrical Devices, Electronics and Spare Parts	4,309,237
620	Naseem Aldawlia for Importing Foodstuffs	4,306,692
621	Altarabot for Doors, Windows and Engineering Shapes Manufacturing	4,274,935
622	Alemtiaz Alhadith for Importing Building and Sanitary Materials and Accessories	4,270,669
623	Alofuq Aldawlia for Importing Decoration Materials, Hardware and Cleaning Supplies	4,263,252
624	Alqayser for Importing Building and Sanitary Materials and Accessories	4,258,650
625	Alkema for Building Materials, Paints, Plastic and Raw Materials Manufacturing	4,251,600
626	Alhaes for Importing Clothes, Textiles and Leather Products	4,236,373
627	Almawad Alsehia for Cotton Hygiene Products Manufacturing	4,225,177
628	Almarsaa Factory for Metal Furniture Manufacturing	4,202,009
629	Amwaj Almoheet for Food Manufacturing	4,194,500

630	Najm Altaaloq Alraqi for Importing Agricultural Machinery and Supplies	4,185,086
631	Alsedra Aljadeeda for Importing Electrical, Non-Electrical Devices, Spare Parts and Electronics	4,181,930
632	Alwathqa Alaseleya for Importing Transportation Means and Accessories	4,176,137
633	Kel Alnas for Importing Foodstuffs and Livestock	4,166,392
634	Alsnbla for Food Industries	4,125,009
635	Aaaley Alshrq for Importing Foodstuffs, Livestock and Meat	4,125,000
636	Almotqdmoun Allibyoun for Importing Electronics, Electrical Devices, Accessories and Spare Parts	4,105,085
637	Salalah for Furniture, Doors and Windows Manufacturing	4,101,226
638	Aghthya Alshohdaa for Food Industries	4,098,796
639	Alahlam for Sponge and Mattresses Manufacturing (subsidiary of Natco Holding)	4,090,342
640	Almoqdad for Importing Foodstuffs	4,089,087
641	Alhwatf Almotahrka for Importing Electronics, Accessories and Spare Parts	4,088,769
642	Arawd for Importing Oils and Car Grease	4,083,896
643	Beit Alenara Alareq for Importing Electrical Materials, Electronics, Spare Parts and Accessories	4,074,270
644	Fan Altqnia for Importing Electrical Materials, Electronics, Spare Parts and Accessories	4,062,100
645	Etmar Almotahda for Importing Foodstuffs	4,058,185
646	Akno for Importing Foodstuffs	4,056,518
647	Toyour Aljana for Importing Books and Stationery	4,045,808
648	Watan Almajd for Importing Foodstuffs	4,042,924
649	Drob Libya Aldawlia for Plastic Industries	4,037,030
650	Alfajr Aljadeed for Grain Milling, Flour and Rice Mills Manufacturing	4,023,750
651	Aljbeel for Importing Raw Materials	4,014,949
652	Libyana for Importing Medicines and Medical Equipment	4,013,422
653	Alarabi Almotmaiz for Importing Electrical, Non-Electrical Devices, Spare Parts and Electronics	4,012,917
654	Aboshanb for Importing Foodstuffs	4,004,564
655	Shamal Afreqia for Paper and Carton Industries	4,000,000
656	Alaman Altakhasosi for Importing Electrical, Non-Electrical Devices, Electronics and Accessories	3,995,302
657	Alzاهر Alliby for Importing Jewelry, Precious Stones and Metals	3,993,941

658	Alsahraa Aldhahbia for Food Industries	3,992,000
659	Fares Almotmaiza for Importing Equipment, Medicines, Medical Preparations and Mother & Child Supplies	3,992,000
660	Asstol Almotwst for Importing Foodstuffs	3,991,000
661	Alyaqeen Aldawlia for Importing Jewelry	3,988,545
662	Afnan for Importing Jewelry and Precious Metals	3,988,100
663	Dar Alyosr for Food Industries	3,985,117
664	Aalam Altqnia for Technical Solutions and Information Systems (subsidiary of Libyan International Co.)	3,964,796
665	Riad for Food Industries	3,958,952
666	Alsary Alawal for Importing Heavy Equipment	3,924,165
667	Tanafes Albenaa for Importing Building and Sanitary Materials and Accessories	3,900,749
668	Qimam Alsahel for Importing Electrical, Non-Electrical Devices and Spare Parts	3,897,685
669	Aldqa Alaleya for Importing Foodstuffs, Livestock and Meat	3,893,876
670	Alshohol Alnaqia for Importing Agricultural Machinery, Supplies and Spare Parts	3,889,591
671	Sokra Aldawlia for Importing Foodstuffs, Livestock and Meat	3,876,875
672	Alrowad for Importing Clothes, Textiles and Leather Products	3,862,137
673	Alezz for Paints and Putties Manufacturing	3,814,500
674	Arkan Aljadeeda for Poultry Breeding and Hatching	3,807,176
675	Altwasol Alawal for Paper Industries	3,791,616
676	Sjjad Trablus for Carpet Manufacturing	3,789,856
677	Aldawlia for Importing Medicines and Medical Equipment	3,789,823
678	Alghataa for Plastic Pipes Manufacturing	3,777,200
679	Alabanos for Furniture Manufacturing	3,764,087
680	Almajal Alwasa for Electronics and Electrical Devices Manufacturing	3,763,304
681	Sama Altaqadom for Aluminum, PVC, Wooden Doors, Windows and Decorations	3,758,667
682	Alfonon for Importing Books and Stationery	3,753,070
683	Alkhtwa Alawla for Manufacturing Panels and Insulation Materials	3,751,000
684	Asasat Almohandes for General Contracting	3,735,052
685	Manazel for Importing Electrical, Non-Electrical Devices and Spare Parts	3,731,814
686	Nasaem Libya for Importing Decoration Materials, Hardware and Cleaning Supplies	3,729,129
687	Aljamaya Alstehlakia for Importing Foodstuffs and Livestock	3,716,394
688	Allibya Almotahda for Wood Products Manufacturing	3,708,551

689	Dar Alkatkout for Hatching Eggs, Producing and Training Chicks	3,708,288
690	Alhbara for Importing Mother & Child Supplies, Medicines and Medical Preparations	3,635,350
691	Drob Albenaa for Importing Raw Materials	3,611,852
692	Jser Aljadeed Alhadid for Raw Materials, Operating Supplies, Sanitary and Building Materials Manufacturing	3,607,642
693	Almajdoob Factory for Marble Cutting and Shaping	3,601,964
694	Alraqm Alawal for Importing Electrical and Electronic Devices	3,587,703
695	Alakleel Aldawlia for Importing Electrical Devices, Electronics and Accessories	3,582,524
696	Alkhalij for Coffee, Spices, Nuts and Legumes Production and Processing	3,563,904
697	Altafoq for Mills and Feed Manufacturing	3,557,470
698	Almas for Telecommunications and Technology	3,553,821
699	Almoheet for Importing Electrical, Non-Electrical Devices and Spare Parts	3,544,250
700	Nepal for Importing Transportation Means and Accessories	3,543,385
701	Alwaseela for Food Industries	3,537,869
702	Qasr Aljobran for Importing Foodstuffs, Livestock and Meat	3,533,660
703	Algira for Importing Foodstuffs, Livestock and Meat	3,530,450
704	Shamal Alqara for Importing Building and Sanitary Materials	3,526,951
705	Aldanoub for Importing Foodstuffs	3,524,912
706	Alamazon alliby for Importing Mobile Phones and Accessories	3,498,978
707	Tsahil alalamia for Manufacturing Carton and Packaging Containers	3,497,550
708	Adwaa alshmal for Importing Electrical Materials	3,495,458
709	Beladi for Manufacturing Fodder	3,487,250
710	Bdayt almeamar for Importing Building Materials and Sanitary Ware	3,483,496
711	Rahma Libya for Manufacturing Agricultural Machinery, Equipment and Supplies and Assembling and Installing Electric Generators	3,454,788
712	Sabil for Manufacturing Cleaning Materials	3,445,668
713	Alraed alliby for Manufacturing Foodstuffs	3,443,988
714	Alonwan for Importing Household Items, Electrical and Electronic Devices and Accessories (subsidiary of Maiz Company)	3,424,985
715	Delta almutahida for Manufacturing Packaging Materials	3,402,495
716	Alresala for Importing Electronic Devices	3,400,000
717	Alzerae aldawli for Importing Agricultural Equipment and Supplies	3,388,942
718	Belhaj alalamia for Manufacturing Doors, Windows and Decoration Supplies	3,380,612

719	Alnada for Industry and Bottling Mineral Water, Juices and Soft Drinks	3,379,939
720	Jawhara alsenaeya for Manufacturing Aluminum and PVC	3,378,507
721	Alwadi alawal for Food Industries	3,367,800
722	Sons of Belhaj Factory for Manufacturing Doors and Windows from Aluminum and PVC	3,363,733
723	Alburj aldaolia for Manufacturing and Cutting Marble, Granite and Building Materials	3,352,215
724	Alkof for Importing Foodstuffs	3,351,057
725	Majmoat alartqa almutahida for Importing Means of Transportation and Accessories	3,333,187
726	Alreef for Importing Foodstuffs	3,321,725
727	Altareq for Importing Agricultural Supplies	3,320,552
728	Alsolaba allibya for Iron Industries	3,313,817
729	Mraena alkhadra for Food Industries	3,311,394
730	Aljoda alraeda for Importing Foodstuffs	3,299,703
731	Konoz alsahel for Importing Foodstuffs, Livestock and Meat	3,292,794
732	Panorama Libya for Importing Foodstuffs	3,290,505
733	Bohirat alsraya for Importing Electrical and Non-Electrical Devices and Spare Parts	3,284,019
734	Almnazel albreqa for Importing Decorations, Hardware and Cleaning Materials	3,268,828
735	Alsafa alola for Manufacturing Insulators and Chemical Additives	3,266,100
736	Dana Factory for Manufacturing Metal Furniture	3,250,491
737	Alalamia Factory for Manufacturing Floor Tiles and Marble Cutting	3,244,500
738	Wadi Bay alkaber for Importing Seeds and Agricultural Supplies	3,240,000
739	Altwasol aljadeed for Manufacturing Doors, Windows and Decorations from Aluminum, PVC and Wood	3,237,383
740	Althoria for Importing Building Materials, Sanitary Ware and Accessories	3,236,695
741	Gasr alhamraya for Importing Foodstuffs, Livestock and Meat	3,222,620
742	Alshofan for Importing Agricultural Machinery, Supplies and Spare Parts	3,217,198
743	Allibya alasria for Importing Electrical, Non-Electrical and Electronic Devices and Accessories	3,211,963
744	Alnokhba for Industrial Investment Co. Ltd.	3,199,995
745	Albariq alawal for Manufacturing Electronic and Electrical Devices	3,195,715
746	Afdal alashkal for Manufacturing Electronic and Electrical Devices	3,165,000
747	Alnojom aldahabiya for Importing Cars and Spare Parts	3,159,950
748	Aali Tebisti for Food Industries	3,157,000
749	Almanhal for Importing Medicines, Medical Preparations and Mother and Child Supplies	3,144,146

750	Kanan for Electromechanical and Electrical Industries	3,139,000
751	Manarat Alexandria for Importing Foodstuffs	3,137,500
752	Anwar Misrata for Importing Electrical and Non-Electrical Devices and Spare Parts	3,132,904
753	Wadi Jouibia for Manufacturing Fodder, Grain Milling and Flour Production	3,125,000
754	Sama for Wooden Industries	3,112,390
755	Janoub Almotawaset for Food Development	3,106,875
756	Altaam aljadeed for Food Industries	3,106,231
757	Alrabie aljadeed for Importing Foodstuffs	3,102,890
758	Albadil alby for Importing Medicines and Medical Equipment	3,102,504
759	Alaalam alzahir for Importing Agricultural Machinery, Supplies and Spare Parts	3,091,049
760	Alhazel almtmyz for Manufacturing Sponge and Mattresses Co. Ltd.	3,076,923
761	Alwoqaya for Importing Medical Equipment, Medicines, Medical Preparations, Laboratories and Supplies	3,061,666
762	Rkn aldiyaa for Importing Electrical, Non-Electrical and Electronic Devices and Spare Parts	3,055,790
763	Aseel for Importing Cleaning Materials	3,048,390
764	Mraena alkhadra for Manufacturing Fodder	3,047,446
765	Libya alwatnya alawla for Wooden Industries and Furniture Manufacturing of All Types	3,047,053
766	Alghidaa for Importing Foodstuffs	3,035,960
767	Jadeed alomma for Importing Cars, Spare Parts and Supplies	3,028,620
768	Mateen for Importing Cleaning Materials	3,026,441
769	Hadeed albnaya almtwra for Importing Building Materials and Sanitary Ware	3,024,775
770	Alastmraria for Importing Foodstuffs	3,017,250
771	Samno for Manufacturing, Packing and Processing Foodstuffs, Nuts and Coffee	3,010,403
772	Almawede aldaqiq for Telecommunications and Information Technology	3,005,000
773	Yara aldaolia for Importing Foodstuffs, Livestock and Meat	2,999,430
774	Alrayan alraqi for Importing Foodstuffs and Consumer Goods	2,998,800
775	Alhana aldaolia for Importing Foodstuffs and Fresh Fruits	2,998,800
776	Alsharara for Importing Electronic Devices and Data Center Equipment	2,998,600
777	Drob alshater for General Contracting and Real Estate Investment	2,998,475
778	Zahret alqamar aleali for Importing Foodstuffs, Fruits, Vegetables and Meat	2,996,000
779	Altaqadom aldaolia for Manufacturing Cleaning Materials	2,993,577
780	Alaref for Importing Electrical, Non-Electrical and Electronic Devices and Spare Parts	2,989,497
781	Bzour alkhair alola for Importing Agricultural Materials, Equipment and Machinery	2,989,341

782	Alnafitha alsehya for Importing Medical Equipment, Medicines and Medical Preparations	2,987,859
783	Srar almtmyz for Importing Raw Materials, Factory and Workshop Operating Equipment and Supplies	2,985,288
784	Almraae almasaeya for Food Industries	2,981,900
785	Alghidaa aljadeed for Importing Agricultural Equipment and Machinery	2,981,363
786	Alhandasa for Importing Raw Materials	2,980,000
787	Drsaf for Manufacturing Marble and Granite	2,976,750
788	Alzein aldaolia aljadeeda for Importing Medical Supplies and Equipment	2,975,311
789	Albayan alawal for Importing Electrical Devices and Materials	2,972,100
790	Almasar alliby for Importing Foodstuffs, Livestock and Meat	2,961,704
791	Alnajm aldahabi for Importing Foodstuffs, Livestock and Meat	2,961,000
792	Azoea Naft for Importing Oils and Car Accessories	2,958,735
793	Alaqaria alhaditha for Importing Building Materials, Sanitary Ware and Accessories	2,957,326
794	Sama alkhair for Importing Raw Materials	2,956,644
795	Wateen Factory for Manufacturing Corrugated Sheets	2,950,268
796	Alsultan for Plastic Industries	2,948,085
797	Alkhaleej aleaim for Importing Foodstuffs, Livestock and Meat	2,947,600
798	Hamat alkhair for Importing Raw Materials	2,944,242
799	Asnaf altabya for Importing Medical Equipment	2,942,838
800	Almeraj for Manufacturing Electronic and Electrical Devices	2,927,525
801	Qimat aleraqa for Importing Clothes	2,918,407
802	Hkoul alawla for Importing Agricultural Machinery, Supplies and Spare Parts	2,914,866
803	Almazaya alaqaria for General Contracting and Real Estate Investment	2,910,743
804	Afaq alitqan for Importing Building Materials and Sanitary Ware	2,901,342
805	Almabrouka for Importing Foodstuffs	2,900,643
806	Tabouk for Manufacturing Electrical and Electronic Devices and Materials	2,900,563
807	Wahat altaqnia alalekronia for Importing Electronic Devices, Accessories and Spare Parts	2,900,436
808	Alholoul allibya for Importing Raw Materials	2,900,394
809	Alektron altijaria for Importing Electrical and Non-Electrical Devices	2,900,117
810	Alhaba alfdiya aldaolia for Importing Agricultural Machinery, Supplies and Seeds	2,896,800
811	Alreada albahria for Shipping Agencies	2,889,944
812	Altalaq albahr alawal for Importing Electronic, Household and Electrical Materials and Accessories	2,885,014

813	Taj aldaolia for Importing Electronics and Computers	2,876,472
814	Altemayoz Factory for Manufacturing Aluminum and PVC	2,875,640
815	Alsoroh allibya alhaditha for Importing Electrical, Non-Electrical and Electronic Devices and Spare Parts	2,860,107
816	Alnoor Factory for Iron Industries	2,850,318
817	Qudret altsneea for Manufacturing Building Materials	2,850,208
818	Alam altaqnia for Manufacturing Paper and Plastic Cups	2,841,610
819	Alahtemam for Importing Medical Equipment, Medicines, Medical Preparations and Mother & Child Supplies	2,839,043
820	Alatbaa alawael for Importing Medical Equipment	2,836,057
821	Almaali alwatnya for Manufacturing Furniture, Doors and Windows	2,833,335
822	Sahel alhnsher for Importing Electrical Devices, Spare Parts and Electronic Accessories	2,816,897
823	Sandra for Importing Foodstuffs, Livestock and Meat	2,811,378
824	Alzahra for Importing Medical Equipment, Medicines, Medical Preparations and Mother & Child Supplies	2,807,117
825	Tareeq alnaeem for Importing Agricultural Equipment and Machinery	2,796,331
826	Alsnd alawal for Manufacturing Furniture	2,793,953
827	Alaalam aljadeed for Manufacturing Electronics	2,781,050
828	Matajer for Importing Medical Equipment and Supplies	2,779,961
829	Lina aldwaeya for Importing Medicines and Medical Equipment	2,758,570
830	Alramal for Importing Mother & Child Supplies	2,754,889
831	Alestiqlal for Importing Foodstuffs	2,753,602
832	Althawb alraqi for Importing Clothes	2,750,567
833	Alabrag alhaditha for Importing Electrical, Non-Electrical and Electronic Devices and Spare Parts	2,750,018
834	Tareeq alhareer for Importing Foodstuffs, Livestock and Meat	2,735,730
835	Alzarog for Shipping Agencies	2,731,920
836	Abodaboos Factory for Manufacturing Plastic Containers and Household Materials	2,725,706
837	Aslnta for Importing Foodstuffs, Livestock and Meat	2,723,274
838	Alawtar alsenaeya for Manufacturing Electronic and Electrical Devices	2,717,565
839	Almetaq alhadeeth for Manufacturing PVC	2,713,462
840	Rahbat albaraka for Importing Foodstuffs	2,710,346
841	Alsraya aldaolia for Wooden Industries	2,709,187

842	Anzmt almostaqbel alalektronia for Importing Electronic Devices and Accessories	2,701,382
843	Almasar aldaem for Metal Industries	2,701,127
844	Bayan Libya aldaolia for Importing Electrical, Non-Electrical and Electronic Devices and Accessories	2,700,491
845	Etr alward for Chemical and Cleaning Industries	2,700,281
846	Altawoneya for Iron Industries	2,694,212
847	Riyad almodon for Importing Raw Materials	2,670,612
848	Safi Libya aljadeeda for Importing Electrical, Non-Electrical and Electronic Devices	2,670,227
849	Altafaol Factory for Manufacturing Building Materials	2,665,300
850	Shoaa alola for Manufacturing Building Materials and Sanitary Ware	2,659,327
851	Alekram for Importing Agricultural Machinery and Equipment	2,650,285
852	Almda alaqari for Importing Building Materials, Sanitary Ware and Accessories	2,642,714
853	Alsnd for Wooden Industries	2,640,972
854	Altaqnia aldaolia for Importing Medicines and Medical Supplies	2,639,856
855	Adwaa almadina aldahabiya for Importing Electronic, Electrical Devices, Spare Parts and Mobile Phones	2,638,093
856	Qtees for Importing Electrical, Non-Electrical and Electronic Devices and Spare Parts	2,636,511
857	Alnooren aldaolia for Importing Raw Materials	2,635,236
858	Alghiran aljadeeda for Importing Furniture	2,635,021
859	Alqala for Manufacturing Doors and Windows from Aluminum and PVC	2,634,948
860	Alnaseem for Importing Household and Electrical Materials	2,632,990
861	Alramal albaidaa for Importing Means of Transportation and Accessories	2,627,956
862	Janan alkhair for Importing Foodstuffs	2,619,989
863	Shaheen almostaqbel for Importing Foodstuffs, Livestock and Meat	2,617,039
864	Kfof alraha for Importing Medical Equipment and Supplies	2,601,672
865	Alfakhra for Importing Foodstuffs and Fruits	2,599,082
866	Shate alnakheel for Iron Industries	2,597,223
867	Alatayeb for Importing Foodstuffs, Livestock and Meat	2,597,021
868	Alqtof alealia for Importing Foodstuffs	2,576,460
869	Eklil for Importing Medicines and Medical Equipment	2,569,270
870	Afaq for Importing Means of Transportation, Supplies and Workshop Equipment	2,566,236
871	Bariq alasar aldaolia for Importing Building Materials, Sanitary Ware and Accessories	2,556,007
872	Aldar alarabia for Importing Foodstuffs, Livestock and Meat	2,547,826

873	Shams aljazeera for Importing Electronic, Electrical, Non-Electrical Devices, Spare Parts and Accessories	2,544,600
874	Zadco Pharma for Importing Medicines and Medical Equipment	2,538,012
875	Alanzma almtqadema for Importing Electronic Devices, Accessories and Spare Parts	2,530,620
876	Raneen alawal for Telecommunications and Technology	2,529,031
877	Alnbrass for Importing Foodstuffs, Livestock and Meat	2,523,349
878	Libya aljadeeda for Importing Cars and Spare Parts	2,518,022
879	Almaamora aljadeeda for Mills, Fodder and Rice Mills	2,514,375
880	Alqeta althabet for Manufacturing Aluminum	2,501,692
881	Anoud aljbal for Importing Foodstuffs	2,499,998
882	Alwtaq alawal for Manufacturing PVC	2,495,622
883	Alzahra albaidaa for Electrical Industries of All Types	2,493,440
884	Alghazali Factory for Manufacturing Building Materials	2,492,343
885	Alghidaa alsami alawal for Food Industries	2,480,000
886	Alfaroug altbia for Importing Medicines, Medical Equipment, Medical Preparations and Mother & Child Supplies	2,476,114
887	Alnwar for Importing Medical Equipment and Supplies	2,475,937
888	Aljadeed for Iron Industries	2,474,157
889	Alitihad alflahe for Importing Electrical Materials and Spare Parts	2,469,606
890	Alebdaa alqary for Importing Building Materials and Sanitary Ware	2,469,150
891	Alam alitqan alawal for Information Technology	2,468,150
892	Bayan alkhair almtwasel for Importing Building Materials, Sanitary Ware and Accessories	2,467,637
893	Baqat alrabie for Importing Foodstuffs	2,465,000
894	Alatheer for Manufacturing Furniture	2,457,006
895	Allaheq for Importing Electrical, Non-Electrical Devices and Spare Parts	2,447,686
896	Nour altaqadam for Importing Foodstuffs	2,437,496
897	Almubarka for Food Industries Ltd.	2,431,840
898	Farmalis Libya for Importing Medicines, Medical Preparations and Mother & Child Supplies	2,422,864
899	Fayoumi for Feed Manufacturing and Grain Milling	2,420,093
900	Jusour alnadaa for Importing Foodstuffs, Livestock and Meat	2,416,786
901	Essam & Partners for Coffee Manufacturing	2,415,445
902	Junaid for Home and Office Furniture Manufacturing	2,412,026
903	Alwaha for Insurance	2,409,978

904	Almotatawerin Group for Aluminum & PVC Manufacturing	2,400,993
905	Alwadi for Importing Building Materials and Sanitary Ware	2,390,390
906	Nour alqamar for Electronics and Electrical Industries	2,389,675
907	Altahadi alawal for Electronics Manufacturing	2,385,662
908	Alheera for Manufacturing Electronic and Electrical Devices	2,385,070
909	Alborj aleali for Electronics and Electrical Industries	2,374,650
910	Aalam alqiyada for Importing Transportation Means	2,367,885
911	Taj alalamia almunayaz for Importing Electrical, Non-Electrical Devices and Spare Parts	2,346,562
912	Provimi albahar almutawasit for Feed Manufacturing (Joint Stock)	2,344,786
913	Alreheb for Importing Cars and Spare Parts	2,342,500
914	Eshada for Manufacturing Electronic and Electrical Devices	2,341,534
915	Alkhaleej for Shoes and Leather Products Manufacturing	2,340,536
916	Mafaza almoharikat for Importing Transportation Means and Accessories	2,337,565
917	Kona for Importing Foodstuffs	2,337,480
918	Mashareq alkhair for Furniture Manufacturing and Accessories	2,331,836
919	Qala Oya for Importing Electrical, Non-Electrical, Electronic Devices and Accessories	2,331,624
920	Alraseel for Furniture Manufacturing	2,329,681
921	Marhaba for Importing Foodstuffs	2,312,766
922	Alkhat almodie aljadeed for Importing Electronics, Electrical, Home Appliances and Spare Parts	2,308,148
923	Aalam alibda for Medical Equipment	2,286,556
924	Alestabraq almodie for Importing Electronics, Electrical Devices, Spare Parts and Mobile Phones	2,286,072
925	Zakharef for Furniture Manufacturing	2,284,628
926	Almotahida allibia for Importing Electronic, Electrical, Non-Electrical Devices, Spare Parts and Accessories	2,281,283
927	Deqat alekhtiar for Importing Electrical, Non-Electrical Devices and Spare Parts	2,276,168
928	Alyanbou alalamia for Importing Foodstuffs	2,273,000
929	Alrafie for Manufacturing Electronic and Electrical Devices	2,260,025
930	Adwaa almaraziq for Feed Manufacturing and Grain Milling	2,250,000
931	Alzekaa alsnaai alawal for Computer Services, Electronic Systems and IT	2,226,000
932	Almorabi for Feed Manufacturing and Derivatives	2,225,161
933	Alborj alfedii for Importing Electronics and Home Appliances	2,223,950

934	Alsarh almomrad for Importing Building Materials, Sanitary Ware and Accessories	2,200,923
935	Althwabet alraqia for Importing Sanitary Materials	2,200,492
936	Alshat aljadeed for Importing Raw Materials	2,193,530
937	Ard alkhairat for Coffee Manufacturing	2,179,584
938	Tabahi for Communications, Technology and IT	2,173,231
939	Alomah almutahida for Printing, Publishing, Media, Paper Industries and Packaging	2,170,159
940	Alasas alraqy aljadeed for Importing Building Materials, Sanitary Ware and Accessories	2,167,795
941	Alnajma for Soap Manufacturing	2,167,151
942	Drob albidaa for Importing Agricultural Equipment and Spare Parts	2,160,000
943	Alsharq alawsat for Heavy Machinery Manufacturing	2,153,000
944	Allamsa aljadeeda for Furniture Manufacturing	2,144,750
945	Almouasses alraqy for Iron Industries	2,140,275
946	Oboor for Electronic Payment Solutions (Joint Stock)	2,137,606
947	Alqudra almaamaria alfaeqa for Importing Building Materials, Sanitary Ware and Accessories	2,130,284
948	Shams alaseel for Importing Electrical, Non-Electrical, Electronic Devices and Spare Parts	2,127,412
949	Soltan alkhair for Importing Foodstuffs	2,126,106
950	Talia for Importing Foodstuffs	2,122,333
951	Tawasoul alghad for Importing Foodstuffs	2,122,285
952	Alsahl for Telecommunications & Technology (Joint Stock)	2,113,274
953	Injaz alwataniya for Manufacturing Building Materials	2,110,930
954	Aboubakr Salem Maloug Factory for Paper Manufacturing	2,108,800
955	Alrefaq aljodod for Importing Livestock and Meat	2,108,200
956	Almostaqbel alwadeh for Importing Mother & Child Supplies	2,093,342
957	Dar alkhbra for Importing Cars and Spare Parts	2,089,419
958	Alsunbula alfareqa for Importing Foodstuffs	2,083,452
959	Alrokhaa for Flour Manufacturing and Derivatives	2,080,000
960	Alameral for Importing Cleaning Materials, Decorations and Hardware	2,078,419
961	Alsawaed alalamia for Importing Foodstuffs, Livestock and Meat	2,062,789
962	Alkhabir almoaaleg for Importing Building Materials, Sanitary Ware and Accessories	2,059,075
963	Alein alsahera for Importing Foodstuffs	2,050,612
964	Shamal afriqya for Soap and Cleaning Materials Manufacturing	2,045,984
965	Alsadah almotamyzon for Food and Sweets Industries	2,041,095

966	Itar alafdal for Importing Transportation Means and Accessories	2,040,926
967	Alronoq Factory for Wood Industries	2,022,661
968	Nour altaqadam for Importing Foodstuffs	2,020,666
969	Almubarka for Food Industries Ltd.	2,014,377
970	Farmalis Libya for Importing Medicines, Medical Preparations and Mother & Child Supplies	2,000,283
971	Fayoumi for Feed Manufacturing and Grain Milling	2,000,000
972	Jusour alnadaa for Importing Foodstuffs, Livestock and Meat	1,999,250
973	Essam & Partners for Coffee Manufacturing	1,999,250
974	Junaid for Home and Office Furniture Manufacturing	1,999,250
975	Alwaha for Insurance	1,999,052
976	Almotatawerin Group for Aluminum & PVC Manufacturing	1,984,995
977	Alwadi for Importing Building Materials and Sanitary Ware	1,983,700
978	Nour alqamar for Electronics and Electrical Industries	1,983,200
979	Altahadi alawal for Electronics Manufacturing	1,983,031
980	Alheera for Manufacturing Electronic and Electrical Devices	1,974,630
981	Alborj aleali for Electronics and Electrical Industries	1,972,500
982	Aalam alqiyada for Importing Transportation Means	1,968,217
983	Taj alalamia almunayaz for Importing Electrical, Non-Electrical Devices and Spare Parts	1,967,100
984	Provimi albahar almutawasit for Feed Manufacturing (Joint Stock)	1,965,084
985	Alreheb for Importing Cars and Spare Parts	1,961,900
986	Eshada for Manufacturing Electronic and Electrical Devices	1,956,720
987	Alkhaleej for Shoes and Leather Products Manufacturing	1,952,693
988	Mafaza almoharikat for Importing Transportation Means and Accessories	1,927,300
989	Kona for Importing Foodstuffs	1,922,238
990	Mashareq alkhair for Furniture Manufacturing and Accessories	1,900,800
991	Qala Oya for Importing Electrical, Non-Electrical, Electronic Devices and Accessories	1,898,715
992	Alraseel for Furniture Manufacturing	1,894,000
993	Marhaba for Importing Foodstuffs	1,890,000
994	Alkhat almodie aljadeed for Importing Electronics, Electrical, Home Appliances and Spare Parts	1,883,279
995	Aalam alibda for Medical Equipment	1,881,153
996	Alestabraq almodiee for Importing Electronics, Electrical Devices, Spare Parts and Mobile Phones	1,874,040

997	Zakharef for Furniture Manufacturing	1,872,175
998	Almotahida allibia for Importing Electronic, Electrical, Non-Electrical Devices, Spare Parts and Accessories	1,870,912
999	Deqat alekhtiar for Importing Electrical, Non-Electrical Devices and Spare Parts	1,868,000
1000	Alyanbou alalamia for Importing Foodstuffs	1,866,440
1001	Alrafie for Manufacturing Electronic and Electrical Devices	1,855,815
1002	Adwaa almaraziq for Feed Manufacturing and Grain Milling	1,854,900
1003	Alzekaa alsnaai alawal for Computer Services, Electronic Systems and IT	1,845,400
1004	Almorabi for Feed Manufacturing and Derivatives	1,844,296
1005	Alborj alfeddi for Importing Electronics and Home Appliances	1,839,000
1006	Alsarh almomrad for Importing Building Materials, Sanitary Ware and Accessories	1,820,800
1007	Althwabet alraqia for Importing Sanitary Materials	1,819,911
1008	Alshat aljadeed for Importing Raw Materials	1,819,800
1009	Ard alkhairat for Coffee Manufacturing	1,819,680
1010	Tabahi for Communications, Technology and IT	1,813,359
1011	Alomah almutahida for Printing, Publishing, Media, Paper Industries and Packaging	1,808,594
1012	Alasas alraqy aljadeed for Importing Building Materials, Sanitary Ware and Accessories	1,807,251
1013	Alnajma for Soap Manufacturing	1,795,180
1014	Drob albidaa for Importing Agricultural Equipment and Spare Parts	1,794,512
1015	Alsharq alawsat for Heavy Machinery Manufacturing	1,793,554
1016	Allamsa aljadeeda for Furniture Manufacturing	1,792,400
1017	Almouasses alraqy for Iron Industries	1,789,346
1018	Oboor for Electronic Payment Solutions (Joint Stock)	1,771,258
1019	Alqudra almaamaria alfaeqa for Importing Building Materials, Sanitary Ware and Accessories	1,759,368
1020	Shams alaseel for Importing Electrical, Non-Electrical, Electronic Devices and Spare Parts	1,750,500
1021	Soltan alkhair for Importing Foodstuffs	1,745,806
1022	Talia for Importing Foodstuffs	1,734,400
1023	Tawasoul alghad for Importing Foodstuffs	1,729,844
1024	Alsahl for Telecommunications & Technology (Joint Stock)	1,728,599
1025	Injaz alwataniya for Manufacturing Building Materials	1,725,368
1026	Aboubakr Salem Maloug Factory for Paper Manufacturing	1,720,600
1027	Alrefaq aljodod for Importing Livestock and Meat	1,714,379

1028	Almostaqbel alwadeh for Importing Mother & Child Supplies	1,712,617
1029	Dar alkhbra for Importing Cars and Spare Parts	1,708,405
1030	Alsunbula alfareqa for Importing Foodstuffs	1,704,409
1031	Alrokhaa for Flour Manufacturing and Derivatives	1,701,242
1032	Alameral for Importing Cleaning Materials, Decorations and Hardware	1,691,700
1033	Alsawaed alalamia for Importing Foodstuffs, Livestock and Meat	1,688,521
1034	Alkhabir almoaaeg for Importing Building Materials, Sanitary Ware and Accessories	1,687,823
1035	Alein alsahera for Importing Foodstuffs	1,680,324
1036	Shamal afriqya for Soap and Cleaning Materials Manufacturing	1,680,275
1037	Alsadah almotamyzon for Food and Sweets Industries	1,660,653
1038	Itar alafdal for Importing Transportation Means and Accessories	1,655,000
1039	Alronoq Factory for Wood Industries	1,652,538
1040	Alrahaa for Importing Foodstuffs, Livestock and Meat	1,652,040
1041	Alrahaa for Importing Foodstuffs, Livestock and Meat	1,650,194
1042	Alsad aleali for Electronics Manufacturing	1,650,000
1043	Alsharqa for Importing Perfumes and Cosmetics	1,646,477
1044	Zahret alyasmeen for Importing Agricultural Equipment	1,645,441
1045	Alshafaq for Information Technology	1,643,924
1046	Albiskel for Importing Electrical and Household Materials	1,626,300
1047	Donia alsiha for Importing Medicines, Serums and Veterinary Vaccines	1,621,579
1048	Alqala for Importing Agricultural Supplies (Joint Stock)	1,619,955
1049	Alhabba aldahabia alalamia for Importing Agricultural Machinery, Supplies, Seeds, Fertilizers, Harvesting, Plowing and Spare Parts	1,617,000
1050	Majmouat alshahid for Importing Foodstuffs	1,614,714
1051	Majmouat almarj for Importing Foodstuffs, Livestock and Meat	1,613,778
1052	Jabal alkouf for Importing Cars and Spare Parts (Subsidiary of Akakus)	1,610,000
1053	Alsahraa alkabeera for Cleaning Materials Manufacturing	1,609,030
1054	Rand for Food Industries	1,607,750
1055	Alseyadla for Importing Medicines and Medical Supplies	1,607,737
1056	Aljawhra for Importing Cleaning Materials Ltd.	1,598,739
1057	Bayt alsafwa for Aluminum and PVC Manufacturing	1,593,300
1058	Alharam for Paints, Plastic and Metal Packaging Manufacturing	1,590,000
1059	Alghazal for Importing Clothes, Textiles and Leather Products	1,588,342

1060	Afaq altaatweer for Aluminum and PVC Manufacturing	1,581,994
1061	Almotaalia for Telecommunications and Technology	1,577,590
1062	Nahj alaseema for Furniture Manufacturing	1,574,685
1063	Almadhmouna for Importing Building Materials and Sanitary Ware	1,572,411
1064	Alrodwan for Importing Medicines, Medical Equipment and Supplies	1,570,059
1065	Majmouat alawail aljadeeda for Furniture Manufacturing and Accessories	1,569,462
1066	Nojoom alshyaka for Importing Clothes, Textiles and Shoes	1,547,765
1067	Khair albarrari for Feed Manufacturing	1,537,515
1068	Almowja for Electronics Industries	1,533,594
1069	Aleimad for Importing Medicines, Medical Equipment, Preparations and Mother & Child Supplies	1,531,200
1070	Barniq for Importing Industrial Machinery and Equipment	1,528,674
1071	Alqweri for Iron Industries	1,513,178
1072	Almoharikat allibia for Importing Cars and Spare Parts	1,502,300
1073	Alshaheen alalamia for Importing Foodstuffs	1,500,194
1074	Albadeel alsnaai for PVC Manufacturing	1,499,850
1075	Taj alghiza alawal for Flour Mills and Feed Manufacturing	1,499,786
1076	Shomou alenshaat walssnaat almadania	1,494,632
1077	Bayti almateen for Aluminum Manufacturing	1,490,430
1078	Jebal Libya for Importing Heavy Machinery, Spare Parts, Equipment and Factory Supplies	1,484,097
1079	Almotawasset alzaher for Importing Foodstuffs	1,482,000
1080	Samaa Misrata for Importing Foodstuffs, Livestock and Meat	1,480,000
1081	Alborj alalamia for Importing Transportation Means and Accessories	1,466,713
1082	Alssoud almethaly for Importing Transportation Means and Accessories	1,461,128
1083	Saheh laltaqnia for Importing Books, Stationery and Office Equipment	1,456,450
1084	Altakamol Factory for Corrugated Sheet Manufacturing	1,455,862
1085	Alalama alwatania for Food Industries	1,454,883
1086	Alqala alkobra for Importing Agricultural Supplies and Spare Parts	1,451,800
1087	Majmouat alghiza alwatania for Importing Foodstuffs	1,451,600
1088	Altanara for Fishing and Fish Canning	1,448,687
1089	Alethar addaem for Importing Foodstuffs, Livestock and Meat	1,447,302
1090	Altelal for Importing Agricultural Equipment and Spare Parts	1,444,156
1091	Shamal afriqya alalamia for Importing Electric Generators and Spare Parts	1,444,138

1092	Bawabet Libya for Importing Medical Equipment, Preparations and Mother & Child Supplies	1,440,000
1093	Ard alhayat for Agricultural Development and Animal Production	1,440,000
1094	Aljoda almutakamla for Importing Agricultural Equipment and Spare Parts	1,440,000
1095	Alnour alabyad for Importing Agricultural Equipment and Supplies	1,437,351
1096	Manahil almeamar for Importing Building Materials and Sanitary Ware	1,427,090
1097	Dar aljood for Carton, Bags and Paper Packaging Manufacturing	1,425,867
1098	Qarza for Importing Foodstuffs and Fresh Fruits	1,425,356
1099	Alhejaz alalamia for Importing Foodstuffs, Livestock and Meat	1,416,251
1100	Ainour alawla for Kitchen and Furniture Manufacturing	1,415,060
1101	Alaalam almodee for Importing Electrical, Non-Electrical Devices, Spare Parts and Equipment	1,414,094
1102	Altamad for Poultry Breeding and Hatching	1,413,897
1103	Albayt almunayaz for Importing Building Materials, Sanitary Ware and Accessories	1,412,296
1104	Belhaj Factory for Manufacturing Mats and Accessories from Plastic and Aluminum	1,410,000
1105	Majmouat alhadaek alkhadra for Importing Foodstuffs	1,409,927
1106	Aalam alitqan for Iron Manufacturing	1,408,067
1107	Almotahida for Aluminum, PVC and Decoration Manufacturing	1,401,995
1108	Majmouat boyout alezz for Importing Building, Sanitary and Electrical Materials	1,394,547
1109	Zelal alkhaleej for Importing Computers	1,392,414
1110	Mujama Bin Walid for Wool Industries	1,390,900
1111	Aghziat alshohada for Importing Foodstuffs	1,390,780
1112	Alrabee for Diapers, Health Care Supplies and Detergents Manufacturing	1,380,000
1113	Alkhaleel for Importing Transportation Means and Accessories	1,373,571
1114	Joud Libya for Importing Agricultural Equipment and Spare Parts	1,369,358
1115	Majmouat almorshed for Importing Transportation Means and Accessories Ltd.	1,355,782
1116	Abraj aldhahabiya for Paints and Pastes	1,353,060
1117	Alraheq alazraq for Food Industries	1,349,409
1118	Alhadaek alhaditha for Importing Agricultural Equipment and Spare Parts	1,346,215
1119	Libya almotamayeza for Metals Manufacturing and Forming	1,342,948
1120	Alborg alghida aljadid for Importing Foodstuffs, Livestock and Meat	1,340,000
1121	odstuffs, Livestock and Meat	1,335,188
1122	Saba for Importing Foodstuffs	1,330,492

1123	Alejthad for Importing Electrical and Non-Electrical Devices and Spare Parts	1,320,978
1124	Alarabia for Importing Books and Stationery	1,310,892
1125	Altagnologia alsnaeya for Metal and Iron Works and Constructions	1,309,167
1126	Gasr aldir for Importing Ceramics and Building Materials	1,307,520
1127	Wahat alkhair for Importing Electronics	1,302,417
1128	Fine for Manufacturing Sponge and Furniture	1,292,829
1129	Almazare alwatani for Importing Agricultural Machinery, Equipment and Spare Parts Ltd.	1,288,257
1130	Almjmoaa aljanoubia for Information Technology	1,286,878
1131	Alqtaat alhaditha for Manufacturing Aluminum	1,285,304
1132	Alqoton alabyad for Importing Clothes, Fabrics and Leather Products	1,280,922
1133	Alrasikha for Importing Building Materials, Sanitary Ware and Accessories	1,280,710
1134	Albadil for Importing Electronics and Accessories	1,269,105
1135	Althawabet almotahida for Information Technology and Communication Systems	1,268,895
1136	Rkaz for Importing Building Materials, Sanitary Ware and Accessories	1,263,013
1137	Buhirat alsraya for Importing Heavy Machinery, Equipment, Spare Parts, Factory Equipment and Supplies	1,261,704
1138	Misrata Factory for Manufacturing Plastic Pipes	1,256,816
1139	Hadathat alasr for Importing Agricultural Machinery, Equipment and Spare Parts	1,255,142
1140	Almazare alawal for Importing Livestock and Meat	1,254,313
1141	Alsada for Importing Medical Equipment, Supplies and Pharmaceuticals	1,250,000
1142	Almjmoaa albassatine alkhadra for Importing Foodstuffs, Fresh Fruits, Livestock and Meat	1,248,563
1143	Aleasema alalamia for Importing Cars and Spare Parts	1,248,470
1144	Nidaa almostaqbel for Importing Vehicles, Spare Parts and Accessories	1,241,694
1145	Abwab alfath for Importing Stationery and Office Supplies	1,234,590
1146	Alqus alalamia for Importing Vehicles, Accessories, Oils and Lubricants	1,232,280
1147	Jeel aleamal for Importing Livestock and Meat	1,231,200
1148	Almrmr alsafi for Importing Building Materials, Sanitary Ware and Accessories	1,230,598
1149	Ghadames Aviation (subsidiary of Panorama Holding)	1,224,029
1150	Altawafok aldoalia for Importing Electrical and Electronic Devices and Accessories	1,217,250
1151	Almotafowq albarea for Importing Electrical Materials	1,215,000
1152	Alnaem alalamia for Food Industries	1,212,866
1153	Alrabie alsaed for Importing Building Materials, Sanitary Ware and Accessories	1,207,116
1154	Altahadi alawal for Furniture Manufacturing	1,202,887

1155	Tazwed Libya for Importing Foodstuffs	1,202,193
1156	Banan for Importing Perfumes, Accessories, Hardware and Cleaning Materials	1,200,642
1157	Adwaa almutawaset for Importing Electrical and Electronic Devices	1,200,420
1158	Rama alibya for Plastic Industries	1,200,364
1159	Alzad alshafi for Importing Medicines, Baby and Mother Supplies, and Medical Equipment	1,199,781
1160	Alhusain for Electrical Industries and Services	1,197,105
1161	Medica for Importing Medicines, Medical Supplies, Baby and Mother Needs	1,195,185
1162	Medico for Importing Medicines, Equipment, Pharmaceuticals, and Baby and Mother Supplies	1,192,765
1163	Alitar alamin for Importing Tires, Batteries and Car Accessories	1,191,975
1164	Almkhzon altayeb for Importing Baby and Mother Supplies	1,189,775
1165	Alriyada for Iron Industries	1,185,226
1166	Shaimaa for Food Industries	1,182,932
1167	Alalamia almutamayeza for Importing Vehicles and Accessories	1,182,420
1168	Aetr alsharq for Importing Cleaning Materials	1,182,412
1169	Gheryan aldoalia for Importing Electrical, Electronic Devices	1,177,716
1170	Alalamia for Beverages	1,177,600
1171	Maedat alrahman for Importing Foodstuffs	1,173,049
1172	Victoria for Importing Foodstuffs	1,171,781
1173	Andra for Manufacturing Cleaning Materials	1,158,531
1174	Azka for Importing Vehicles and Accessories	1,154,925
1175	Roua almostaqbel for Importing Foodstuffs	1,154,832
1176	Amial for Importing Electrical and Non-Electrical Devices and Spare Parts	1,154,084
1177	Alhaql alakhdar for Importing Agricultural Equipment and Spare Parts	1,152,750
1178	Alwatanya alawla for Flour and Feed Manufacturing	1,152,088
1179	Almasdar alalamia for Importing Foodstuffs, Livestock and Meat	1,150,348
1180	Alnojom aljadida for Importing Foodstuffs, Livestock and Meat	1,144,832
1181	Alebda alhur for Importing Clothes, Fabrics and Leather Products	1,143,193
1182	Jama Libya for Importing and Distributing Electrical Equipment and Spare Parts	1,137,380
1183	Alrahba for Importing Foodstuffs	1,132,619
1184	Almathlthat for Food Industries JSC	1,130,546
1185	Marahlel albenaa for Importing Building Materials, Sanitary Ware	1,125,208
1186	Areej alghida for Importing and Distributing Foodstuffs, Livestock and Meat	1,124,674

1187	Alemir almutamayeze for Importing Vehicles and Accessories	1,124,400
1188	Alrabie Factory for Cleaning Materials	1,115,007
1189	Alraeda for Manufacturing Building Materials	1,114,610
1190	Rima for Importing Foodstuffs	1,108,470
1191	Rabah for Plastic Industries	1,104,964
1192	Qwaed almajd for General Contracting and Real Estate Investment	1,103,961
1193	Jebel alsharq for Poultry Breeding, Egg and Meat Production	1,102,509
1194	Ofoq alhaditha for Importing Building Materials, Sanitary Ware and Accessories	1,101,696
1195	Albayader alkhadra for Importing Vehicles and Accessories	1,100,631
1196	Alatlala almutamayeza for Assembling and Manufacturing Electronics, Software and Spare Parts	1,100,249
1197	Mazraet alamal for Importing Agricultural Equipment and Spare Parts	1,097,524
1198	Alam albatreeq for Importing Electronics, Accessories and Spare Parts	1,092,397
1199	Jebel alnour for Importing Clothes, Fabrics and Leather Products	1,089,310
1200	Aljoda alalia for Agricultural and Animal Investment	1,084,350
1201	Nejmet alkhair for Paper Industries	1,083,948
1202	Alrokn alsharqi for Information Technology	1,082,887
1203	Ofoq alzahabi for Importing Electrical, Electronic Devices and Household Materials	1,080,000
1204	Mroog Libya for Importing Agricultural Equipment and Spare Parts	1,074,876
1205	Alawafi for Importing Foodstuffs	1,073,998
1206	Alishraq aljadid for Furniture Manufacturing	1,073,000
1207	Alghlal for Food Industries	1,072,395
1208	Alzohaa for Importing Foodstuffs	1,066,569
1209	Miar alawla alalamia for Importing Foodstuffs, Livestock and Meat Ltd.	1,064,345
1210	Albshaer for Importing Electrical Materials	1,063,000
1211	Alhadatha almoqadema for Importing Mobile Phones, Accessories and Electronics	1,060,000
1212	Marai aljabal for Feed Manufacturing	1,051,709
1213	Alsmet for Importing Medicines, Medical Equipment, Pharmaceuticals, and Baby and Mother Supplies	1,049,705
1214	Alnasr aldahabi almojadad for Importing Electrical and Household Materials	1,047,750
1215	Alalamia for Prefabricated Buildings	1,042,050
1216	Alamani albaidha for Importing Foodstuffs	1,039,985
1217	Loran for Importing Foodstuffs, Livestock and Meat	1,035,213

1218	Beer Lias for Importing Agricultural Equipment and Spare Parts	1,032,652
1219	Verona for Importing Foodstuffs, Livestock and Meat	1,031,893
1220	Babel alhaditha for Importing Clothes, Fabrics, Shoes and Leather Products	1,030,178
1221	Alnamaa alfalahy for Importing Agricultural Materials, Equipment and Spare Parts	1,029,228
1222	Alnakhil alawal for Importing Raw Materials	1,028,749
1223	Almalika aldahabia for Importing Baby and Mother Supplies	1,023,700
1224	Almasfofa alraqmia for Communication and Information Technology and Value-Added Services	1,021,090
1225	Altnmia Factory for Manufacturing Mesh Sheets	1,020,026
1226	Hadaf alsalama for Information Technology	1,019,672
1227	Almezan almatlob for Information Technology	1,019,146
1228	Alenmaa altadamonnia for Importing Building Materials	1,018,702
1229	Alsoraha aldaqeqa for Information Technology	1,016,961
1230	Alsiraj almonir for Information Technology	1,014,307
1231	Alhasad daem for Importing Agricultural Machinery, Equipment and Spare Parts	1,008,963
1232	Alzaytouna alkhadra for Importing Agricultural Machinery and Spare Parts	1,005,075
1233	Sipes Libya for Paint Manufacturing (Joint Venture)	1,004,302
1234	Almazraea aldahabia for Agricultural Investment and Production	1,000,000
1235	Althqa aldoalia for Electromechanical Works	999,318
1236	Altawzea alshamel for Information Technology	998,116
1237	Manarat Shahat Factory for Aluminum	997,500
1238	Albrouj almutahida alawla for Feed, Flour Manufacturing and Grain Milling	996,855
1239	Alyasmeen aldoalia for Food Industries	994,221
1240	Kanzi for Importing Medical Equipment, Medicines, Pharmaceuticals and Baby and Mother Supplies	992,250
1241	Almazraea alibya alawla for Importing Foodstuffs, Livestock and Meat	989,800
1242	Albenaa alfakher alawal for Manufacturing Building Materials	989,000
1243	Alrabban alalamia for Shipping Agencies	988,100
1244	Alnabdh aljadid for Communication and Information Technology	987,550
1245	Quwat alfoulad for Manufacturing Hangars, Prefabricated Houses and Metal Forming	986,472
1246	Alejmaa for Importing Household and Electrical Materials	980,828
1247	Alrabiei Factory for Sweets Manufacturing, Packaging and Pulses Processing	980,546
1248	Alfahd alsarea for Importing Raw Materials	980,120

1249	Almotahida alibya aljadida for Importing Electronics and Mobile Phones	978,410
1250	Albidaa alhaditha for Importing Veterinary Medicines and Vaccines	976,080
1251	Rmal Libya for Communication and Information Technology	975,764
1252	Alriada aldoaeya for Importing Medical Equipment and Medicines	975,465
1253	Alzad alalamia for Food Industries	972,005
1254	Alnojma alawla for Importing Restaurants, Hotels and Cafés Equipment	971,990
1255	Libya alwataniya for Manufacturing Building Materials and Furniture	971,684
1256	Rawasi alsahraa for Importing Oils, Lubricants, Vehicles and Accessories	970,632
1257	Almontaha aldoalia for Importing Electrical, Non-Electrical Devices, Spare Parts and Electronics	965,800
1258	Alwageia for Manufacturing Building Materials, Sanitary Ware and Accessories	964,154
1259	Ajwaa alastthmarat alzeraeya wa alhewanya	957,009
1260	Beta aldoaeya alawla for Importing Medicines, Pharmaceuticals and Medical Equipment	956,280
1261	Albadil almutamez for Importing Electrical, Electronic and Non-Electrical Devices	951,467
1262	Alatehad alraeda for Importing Furniture	950,122
1263	Al-Libya Aloula for Soap and Cleaning Materials Industry	949,798
1264	Alzaher for Office and Home Furniture Manufacturing	949,299
1265	Rowan Alamal for Importing Foodstuffs, Livestock, and Meat	948,350
1266	Almaha for Importing Veterinary Vaccines and Medicines	944,748
1267	Alrasm for Importing Books and Stationery	943,180
1268	Aldar Aljadeeda for Importing Building Materials, Sanitary Ware, and Accessories	940,350
1269	Almasa Aldawlia for Importing Medical Equipment, Medicines, Medical Preparations, and Mother & Child Supplies	936,995
1270	Hadid Libya Alwataniya for Iron Industries	936,862
1271	Altair Alabyad for Food Industries	930,628
1272	Lareen for Importing Agricultural Machinery, Supplies, and Spare Parts	930,046
1273	Rokn Almotawasit for Manufacturing Electronic and Electrical Devices	928,850
1274	Aryaf Bladi for Importing Foodstuffs	922,723
1275	Drob Almostaqbel for Manufacturing Sanitary Ware and Building Materials	918,180
1276	Wafra Almadina for Food Industries	917,535
1277	Bladi Factory for Paint Manufacturing	915,436
1278	Alrahmani for Clinker Grinding and Cement Manufacturing	914,000
1279	Kayan for Manufacturing Supplies for Water and Oil Factories	912,075

1280	Qubtan Libya for Importing Foodstuffs, Livestock, and Meat	907,467
1281	Alshifaa for Importing Medicines	906,745
1282	Apolonia Pharma for Importing Medicines and Mother & Child Supplies	906,314
1283	Alda'a Alali for Importing Building Materials and Sanitary Ware	906,222
1284	Dar Altijara for Importing Foodstuffs, Livestock, and Meat	905,993
1285	Alresala for Importing Foodstuffs	904,855
1286	Aleamar Albaher for Importing Electrical Devices, Materials, and Spare Parts	904,335
1287	Anwar Almostaqbel Alalamia for Importing Electrical and Non-Electrical Devices and Spare Parts	900,760
1288	Altarabet Aldaem for Importing Transportation Means and Accessories	900,500
1289	Muheet Almadina for Importing Electronic Devices	900,000
1290	Aloloum for Importing Electronics	900,000
1291	Alzein Aldawlia for Importing Tobacco, Cigarettes, and Supplies	900,000
1292	Ashraqat Alamal for Agricultural and Animal Investment and Poultry Farming	900,000
1293	Rawah Aljabal for Importing Cleaning Materials, Cosmetics, and Hardware	895,825
1294	Alsagia for Importing Foodstuffs, Livestock, and Meat	895,436
1295	Arkan Libya for Furniture Manufacturing	895,126
1296	Matlaa Alfajr Group for Importing Foodstuffs, Fruits, Vegetables, Meat, and Livestock	892,172
1297	Wadi Zain for Importing Medicines, Medical Preparations, and Mother & Child Supplies	890,844
1298	Alrefaqa for Importing Building Materials and Sanitary Ware	889,032
1299	Enarat Almotawasit for Importing Electrical and Non-Electrical Devices	888,789
1300	Alaseel for Food Industries	875,209
1301	Kimji for Importing Transportation Means	866,450
1302	Alalama Alawla for Importing Medical Equipment, Medicines, Medical Preparations, and Mother & Child Supplies	862,702
1303	Albayt Aljadeed for Manufacturing Electronic and Electrical Devices	856,592
1304	Alkouf for Importing Electrical Devices, Spare Parts, Electronics, and Accessories	853,550
1305	Awrak Alkhair for Importing Foodstuffs, Livestock, and Meat	849,695
1306	Altanmia for Importing Oil Equipment and Devices	849,295
1307	Alwated for Mills and Fodder	842,960
1308	Alalamia for Manufacturing Sweets and Foodstuffs	837,434
1309	Sumood Alabrag for Importing Building Materials, Sanitary Ware, and Accessories	835,867
1310	Mega Sport for Importing Clothes and Shoes	834,932

1311	Ras Almajen Factory for Manufacturing Doors, Windows, and Aluminum & PVC Structures	823,756
1312	Ambasa for Importing All Types of Building Materials	820,000
1313	Alqala'a for Soap and Cleaning Materials Industry Holding	813,091
1314	Titan for Importing Clothes, Shoes, Leather Products, Textiles, and Carpets	811,320
1315	Altafawoq Aldaem for Importing Foodstuffs	810,575
1316	Alkouf Albaher for Importing Heavy Equipment, Machinery, and Spare Parts	810,474
1317	Alaqleem for Importing Foodstuffs and Meat	808,270
1318	Almotafouqa for Importing Electronics	797,783
1319	Toba for Importing Various Means of Transport and Accessories	796,210
1320	Almozan for Importing Foodstuffs, Livestock, and Meat	794,694
1321	Alyaqout Alsaafi for Importing Heavy Machinery, Equipment, Supplies, Spare Parts, and Factory Equipment	791,911
1322	Aldhiala Alraqi for Iron Industries	786,485
1323	Jisr Alkhalij for Importing Livestock and Meat	780,702
1324	Altaqadom Alwatani for Importing Building Materials, Sanitary Ware, and Accessories	779,912
1325	Almajmoua Allibya for Importing Air Conditioning and Heating Systems	777,686
1326	Leptz for Importing Foodstuffs	777,196
1327	Almostaqbel Almudi for Mother & Child Supplies	776,079
1328	Alrayhana for Food Industries	775,779
1329	Alwidad for Importing Foodstuffs, Livestock, and Meat	774,900
1330	Alshams Altibia for Importing Medical Equipment, Medical Preparations, and Mother & Child Supplies	772,684
1331	Qarnab for Importing Cars, Spare Parts, Oils, and Lubricants	771,250
1332	Alnujoun Alalamia for Importing Foodstuffs, Livestock, and Meat	770,430
1333	Alhemma for Importing Medicines and Medical Equipment	769,985
1334	Drob Alrakhaa for Importing Foodstuffs	768,500
1335	Ward Algharb for Importing Cosmetics, Hardware, and Cleaning Materials	761,100
1336	Oloum Alahyaa for Medical and Laboratory Services Holding	756,465
1337	Kruche for Manufacturing Aluminum and PVC	753,854
1338	Naseem Albahr Misurata for Food Industries	753,118
1339	Lamsat Almarah for Importing Books and Stationery	751,640
1340	Alwakeel Alalamia Aloula for Importing Medicines, Mother & Child Supplies, and Medical Equipment	748,554

1341	Rabee Aldarb for Importing Transportation Means and Accessories	746,715
1342	Almemar Altam for Importing Electrical Devices and Materials	745,246
1343	Allamsa for Importing Furniture and Accessories	744,462
1344	Sofana for Importing Foodstuffs, Livestock, and Meat	742,276
1345	Almotajaddid for Importing Office and Home Furniture	741,922
1346	Alawras Altijaria for Importing Foodstuffs, Livestock, and Meat	740,306
1347	Wadi Alhayat for Importing Transportation Means and Accessories	739,300
1348	Albasma Altibia Aldawlia for Importing Medicines and Medical Equipment	738,322
1349	Baker for E-commerce and Delivery	736,102
1350	Alqareeb for Financial and Electronic Services	733,450
1351	Alghidaa Alafdal for Importing Foodstuffs, Ltd.	731,997
1352	Alanees for Importing Cosmetics	730,085
1353	Alnahda Alwataniya for Importing Transportation Means and Accessories	729,569
1354	Alnawafed Al'asria for Manufacturing PVC and Aluminum	729,102
1355	Sakhra Ghat for Importing Building Materials, Sanitary Ware, and Accessories	727,448
1356	Aboruela Factory for Manufacturing Household and Plastic Products	726,445
1357	Aldiyar Alarabia for Importing Building Materials, Sanitary Ware, and Accessories	722,374
1358	Alfikra Alhaditha for Importing Foodstuffs	720,339
1359	Aldawlia for Importing Agricultural Materials and Supplies	720,000
1360	Yamamat Alsharq for Importing Foodstuffs	715,423
1361	Manar Alghad for Importing Foodstuffs	713,134
1362	Alnakha Aldawlia Alhaditha for Importing Tobacco, Cigarettes, and Supplies	713,040
1363	Bab Alomara for General Contracting and Real Estate Investment	712,432
1364	Sadeem Aldawlia for Importing Foodstuffs, Livestock, and Meat	711,162
1365	Aldeka Al'amina for Importing Transportation Means and Accessories	708,100
1366	Alatwar for Importing Electrical Systems	707,247
1367	Jawharat Aljabal for Importing Medical Equipment and Mother & Child Supplies	703,710
1368	Belhaj Factory for Manufacturing Car Radiators	701,543
1369	Estil Aldawlia for Iron Industries	701,297
1370	Bianki for Importing Clothes	700,000
1371	Libya Alataa for Importing Foodstuffs	697,930
1372	Dar Alkhebra for Importing Electrical and Non-Electrical Devices, Spare Parts, and Electronics	697,887

1373	Ammar Group for Manufacturing Building Materials	695,520
1374	Khozfiya for Importing Building Materials and Sanitary Ware	694,726
1375	Alma'adan Allibi for Iron Industries and Hangars	688,965
1376	Alsaraha for Importing Transportation Means and Accessories	688,900
1377	Alrowad Factory for Manufacturing Aluminum and PVC	688,449
1378	Aldaleel Altibia for Importing Medicines and Medical Preparations	688,000
1379	Buyout Al'Az for Manufacturing Building Materials	686,720
1380	Alittihad Al'arabi for Importing Medicines, Medical Equipment, Medical Preparations, and Mother & Child Supplies	681,966
1381	Homey for Importing Electrical and Non-Electrical Devices and Spare Parts	679,519
1382	Alakhwa Almutahidoon for Importing Household Supplies, Electrical Devices, and Materials	679,275
1383	Almawadda Alwosta for Importing Foodstuffs, Livestock, and Meat	678,142
1384	Almajmoua Alraeda for Manufacturing Cups and Coffee Supplies	677,360
1385	Al'Azima for Importing Foodstuffs	672,045
1386	Alfaris Aldawli for Importing Foodstuffs, Livestock, and Meat	670,599
1387	Zliten for Iron Industries	670,510
1388	Ittihad Allectronat for Importing Electronic and Electrical Devices	668,139
1389	Carthage International for Importing Foodstuffs and Fresh Fruits	665,855
1390	Taj Alghidaa Alawwal for Importing Foodstuffs, Livestock, and Meat	662,440
1391	Alnari International Group for Importing Heavy Machinery, Equipment, Supplies, and Spare Parts	660,217
1392	Alhaditha for Importing Foodstuffs	658,054
1393	Alzitouna for Plastic Industries	657,518
1394	Wadi Alnamaa for Importing Agricultural Machinery, Supplies, and Spare Parts	656,008
1395	Tobruk for Refining and Bottling Vegetable Oils	656,000
1396	Almathmar Alawwal for Importing Agricultural Equipment, Materials, and Supplies	653,780
1397	Albanduqia for Importing Foodstuffs	647,288
1398	Alqadi Group for Importing Furniture	644,352
1399	Alalam Almoshreq for Scrap Collection, Sorting, and Pressing	643,246
1400	Caracas for Importing Foodstuffs	642,136
1401	Alhilal for Importing Electrical and Non-Electrical Devices, Spare Parts, and Electronics	641,080
1402	Bladi Aljadeeda for Food Industries	640,478

1403	Rawafed Almadina for Importing Electrical Devices, Materials, and Spare Parts	638,650
1404	Albaraka International for Importing Building Materials and Sanitary Ware	635,402
1405	Almansour for Manufacturing Baby Diapers	634,242
1406	Altanmia for Manufacturing Plastic Pipes	633,268
1407	Najmat Bladi for Manufacturing Aluminum, PVC, and Accessories	630,244
1408	Libya Almajd for Importing Cleaning Materials and Hardware	629,883
1409	Alhaql Alzra'i for Importing Agricultural Pesticides	627,590
1410	Alasas Almateen for Importing Building Materials, Sanitary Ware, and Accessories	626,632
1411	Alnoor Alhadith for Importing Foodstuffs	624,815
1412	Alshorouq Allibya for Poultry Breeding and Farming	622,032
1413	Altawun Alsaate' for Importing Building Materials, Sanitary Ware, and Accessories	619,964
1414	Tibesti for Importing Electrical and Non-Electrical Devices, Spare Parts, and Electronics	618,757
1415	Yafa Commercial for Importing Medical Equipment, Medicines, Medical Preparations, and Mother & Child Supplies	618,494
1416	Carthage International for Importing Foodstuffs	617,335
1417	Alitar for Importing Transportation Means and Accessories	617,316
1418	Albahira for Importing Cleaning Materials	611,381
1419	Tajhizat Al'Obour for Importing Car Spare Parts	611,224
1420	Alandalus for Ice Cream Manufacturing	609,920
1421	Alrawi for Dairy and Dairy Products Manufacturing	608,994
1422	Riyadh Almadina for Importing Foodstuffs	605,250
1423	Bin Faraj for Importing Tires and Limited Plates	604,191
1424	Almaamoura for Agricultural and Animal Investment	601,039
1425	Elaf Aldawlia Almutahida for Importing Clothes, Shoes, Textiles, and Leather Products	600,000
1426	Alnahda Factory for Clothing Manufacturing	599,100
1427	Almansoura Libya for Food Industries	598,734
1428	Haiti Alalamia for Importing Medicines, Equipment, and Medical Supplies	598,396
1429	Daam Alshabaka for Importing Electrical Materials	597,203
1430	Qasr Altawfiq for Importing Building Materials, Sanitary Ware, and Accessories	595,000
1431	Al'ithar Aljadeed for Importing Foodstuffs, Livestock, and Meat	593,857
1432	Qal'at Almokhtar for Importing Computers and Accessories	593,270
1433	Aljawdah Almotakaddimah Alhaditha for Food Industries	593,250
1434	Alasmaa for Importing Cleaning Materials	592,688

1435	Alqudra for Importing Medicines and Veterinary Serums	592,502
1436	Tijarat Almostaqbel for Importing Foodstuffs	592,379
1437	Insam International for Importing Electrical and Non-Electrical Devices	592,340
1438	Sanabel Alzahra for Importing Barn Equipment and Agricultural Supplies	591,290
1439	Alsaraya Alhamra for Importing Marble and Parts	589,637
1440	Alnorein for Importing Foodstuffs	589,094
1441	Al'imad Almodi for Information Technology and Communication Systems	586,053
1442	Ital for Importing Electrical and Non-Electrical Devices, Spare Parts, and Electronics	585,095
1443	Alqandoz Factory for Manufacturing Aluminum Mats	583,461
1444	Tadawul for Electronic Technology Joint Stock Company	583,184
1445	Sultan for Food Industries, Water, and Beverage Bottling	582,972
1446	Najm Albahr for Maritime Transport, Ltd.	580,000
1447	Alsaray Factory for Manufacturing Aluminum Doors and Windows	576,933
1448	Alyaqout for Agricultural and Animal Production	573,482
1449	Alamti'a for Importing Leather Products and Clothing	573,238
1450	Altanmia Alhaditha for Manufacturing PVC Sheets, Profiles, and Pipes	573,125
1451	Altijara Alwataniya for Food Services and Contracts	569,723
1452	Aljusoor for Importing Workshop and Factory Equipment	569,404
1453	Yashfin International for Importing Medicines and Veterinary Serums	563,070
1454	Alarja for Importing Office and Home Furniture	562,415
1455	Soluq for Manufacturing All Types of Feed and Mills	560,150
1456	Aljohara Allamea for Importing Cosmetics, Hardware, and Cleaning Materials	559,827
1457	Alsadara for Manufacturing, Packing, and Preparing Food, Legumes, Nuts, and Coffee	558,755
1458	Rouh Libya for Importing Medicines, Medical Equipment, Preparations, and Mother & Child Supplies	558,393
1459	Aljazira Alkubra for Manufacturing Aluminum and PVC Windows	557,478
1460	Mafaza for Petrochemical Industries	552,350
1461	Alkhaleej Factory for Footwear Manufacturing	552,299
1462	Rimas Altibia for Importing Medical Equipment, Medicines, Medical Preparations, and Mother & Child Supplies	552,000
1463	Taybah International for Importing Furniture and Accessories	549,893
1464	Taj Al' Afah for Importing Foodstuffs and Groceries	546,000
1465	Amjad Althani Factory for Cleaning Materials Manufacturing	544,166

1466	Almawadda Group for Importing Cosmetics, Hardware, and Cleaning Materials	544,086
1467	Rokn Alibda'a for Food Industries	542,148
1468	Altariq Almamhed for General Contracting and Real Estate Investment	539,600
1469	Almasdar Al'amin for Importing Transportation Means and Accessories	538,483
1470	Alsohary Group for Oil Services	538,000
1471	Altawasul Factory for Wooden Industries	537,818
1472	Wa'ad Al'a'mar for Importing Building Materials	536,500
1473	Alzan Specialized for Wooden Industries	535,234
1474	Almuton for Importing Electrical, Electronic, and Household Devices and Accessories	534,215
1475	Madinti Aldhahabiya for Manufacturing Aluminum and PVC	533,475
1476	Almuthallath for Importing Electrical Tools and Equipment	533,013
1477	Matlaa Alfajr for Importing Medicines, Medical Preparations, and Mother & Child Supplies	532,927
1478	Alfath Aldhahabiya for Electrical Industries	529,016
1479	Alosra Almathalia for Food Industries	528,524
1480	Al'Asala Alra'i'a for Importing Furniture	525,200
1481	Almezan Aldhahabi Aljadeed for Importing Building Materials, Sanitary Ware, and Accessories	524,653
1482	Almadhaq Alkuri for Importing Foodstuffs, Livestock, and Meat	523,899
1483	Alimtiiaz Al'akhir for Importing Foodstuffs	522,076
1484	Dar Alsaqia for Importing Foodstuffs, Livestock, and Meat	520,836
1485	Mateen for Importing Mother & Child Supplies	519,510
1486	Alameera Factory for Food Industries	517,581
1487	Dana International for Importing Medicines, Medical Preparations, and Mother & Child Supplies	515,071
1488	Altoumi for Importing Building Materials and Sanitary Ware	515,040
1489	Alkhaleej for Importing Clothes, Textiles, and Leather Products	514,920
1490	Atwar Alwadi for Importing Foodstuffs, Livestock, and Meat	511,014
1491	Alalamia Alhaditha for Importing Medicines and Medical Equipment	510,091
1492	Ayar for Electromechanical Works	508,454
1493	Arzaq Almotawasit for Importing Foodstuffs, Livestock, and Meat	508,136
1494	Khat Al'Ahlem for Importing Foodstuffs	506,225
1495	Adrar Libya for Importing Cleaning Materials, Cosmetics, and Hardware	504,936
1496	Alartqa Almotajadid for Importing Building Materials, Sanitary Ware, and Accessories	503,984

1497	Alfahd Alosteri for Importing Foodstuffs, Livestock, and Meat	503,803
1498	Rabyana Almutahida for Importing Personal Care Supplies and Cleaning Materials	502,280
1499	Arkan International for Importing Medical Equipment, Medical Preparations, and Mother & Child Supplies	501,007
1500	Alakeed Alakeed for Medical Services	500,000
1501	Hilal Alqamar for Importing Electrical, Electronic, Non-Electrical Devices, and Spare Parts	499,420
1502	Alestabraq Aldhahabi for Importing Raw Materials	499,151
1503	Bashaer Almostaqbal Alawla for Importing Building Materials, Sanitary Ware, and Accessories	499,087
1504	Manarat Altaqaddom Alawla for Manufacturing Feed and Fertilizers	498,990
1505	Najmat Alforsan for Importing Foodstuffs	498,750
1506	Bareeq Aladwiyah for Importing Medicines and Medical Equipment	497,683
1507	Belhaj Aldawlia for Manufacturing Radiators	495,649
1508	Abyat Almotawasit for Importing Building Materials, Sanitary Ware, and Accessories	494,747
1509	Akshab Al'alem for Wooden Industries	494,545
1510	Alrefaq Aljadid for Importing Transportation Means and Accessories	494,000
1511	Almaw'id Aljadeed for Cleaning Materials Manufacturing	493,580
1512	Alreem for Importing Medicines and Medical Equipment	491,147
1513	Altakaddom Almustain for Manufacturing Mattresses and Foam	491,000
1514	Safwat Al'an'am for Importing Foodstuffs, Livestock, and Meat	490,769
1515	Amwaj Altaif for Importing Electrical and Electronic Devices	489,570
1516	Alawail for Manufacturing Home Furniture	489,288
1517	Alhulool Aldaqiqa for Information Technology	488,215
1518	Aman Alghad for Importing Foodstuffs, Livestock, and Meat	484,717
1519	Delta International for Importing Clothes, Textiles, and Leather Products	483,851
1520	Snoof Alnakhat for Food and Beverage Manufacturing Joint Stock	482,200
1521	Al Yasmin Al Iqlimia for Importing Foodstuffs	481,920
1522	Altaj Allibi for Importing Foodstuffs	477,485
1523	Almutahida for Plastic Industries	476,415
1524	Alnakheel Factory for Food Industries	475,358
1525	Alraya for Agricultural Production, Ltd.	475,025
1526	Adrar Akakus for Importing Heavy Machinery and Equipment, Ltd.	474,987
1527	Alashaqa for Plastic Industries	474,365

1528	Bab Africa Aljadeeda for Food Industries	474,003
1529	Nala for Importing Foodstuffs	470,642
1530	Itar Aldarb for Importing Transportation Means and Accessories	470,577
1531	Alwahah Aljadeeda for Importing Foodstuffs	469,456
1532	Alafaq for Importing Office Equipment and Supplies	467,700
1533	Thimar Tripoli for Importing Foodstuffs	466,250
1534	Alajnha Almutaliqa for Importing Electrical Devices	465,718
1535	Aba for Food Industries	465,304
1536	Aljuthoor for Importing Building Materials, Sanitary Ware, and Accessories	462,000
1537	Afnan Aljadeeda for Importing Foodstuffs, Livestock, and Meat	461,392
1538	Alesteshari for Importing Computers and Accessories	459,957
1539	Alaman for Dairy and Dairy Products Manufacturing	459,673
1540	Alforsan for Plastic Industries	456,886
1541	Alsawaed for Wooden Industries	456,660
1542	Beirut for Importing Transportation Means and Spare Parts	455,096
1543	Ras Altouba for General Contracting and Real Estate Investment	455,000
1544	Almutawaset International Group for General Contracting and Real Estate Investment	454,800
1545	Alha'is Group for Importing Books and Stationery	452,064
1546	Karzaz Factory for Plastic Industries	452,000
1547	Wadi Jumhour for Importing Toys and Sporting Goods	450,948
1548	Marasi Libya for Importing and Distributing Foodstuffs	450,000
1549	Dar Albaraka for Importing Furniture and Accessories	449,775
1550	Aldaqa Althibiya for Importing Orthopedic Devices, Equipment, and Medical Supplies	447,727
1551	Nuzum Libya for ICT, Programming, and Consulting Services	446,680
1552	Albeidan for Importing Transportation Means and Tires	444,734
1553	Jawad Alnaeem for Importing Foodstuffs	444,630
1554	Asda Libya for Importing Electrical and Non-Electrical Devices and Spare Parts	444,070
1555	Alamal Alzaher for Food Packaging	443,300
1556	Almahniya for Importing Workshop and Manufacturing Equipment	442,200
1557	Almushirqi for Importing Medicines, Medical Equipment, and Mother & Child Supplies	440,186
1558	Albalda Altayba for Importing Foodstuffs, Livestock, and Meat	440,000
1559	Alsaraya Factory for Manufacturing Aluminum Doors and Windows	439,084
1560	Alghazala for Importing Building Materials, Sanitary Ware, and Accessories	437,983

1561	Mawasem Alkheir Alkobra for Importing Agricultural Machinery, Supplies, and Spare Parts	437,845
1562	Alajwad Alduawiya for Importing Medicines, Medical Equipment, Laboratory Supplies, and Medical Preparations	436,528
1563	Shati Alnakheel for Importing Household Supplies	435,888
1564	Alwahah Pharma for Importing Medicines and Mother & Child Supplies	435,050
1565	Noram International for Importing Cleaning Materials	433,330
1566	Almajd for Importing Electrical and Non-Electrical Devices and Spare Parts	431,925
1567	Wahat Libya for Importing Foodstuffs	431,076
1568	Alam Zain for Food Industries	430,620
1569	Alakil for Importing Foodstuffs	429,541
1570	Tatweer Libya for Importing Building Materials, Sanitary Ware, and Accessories	428,766
1571	Shababeek Al'asima for Importing Foodstuffs	428,169
1572	Marjan Albahr for Importing Frozen Fish, Livestock, and Meat	428,030
1573	Dar Alsalam for Importing Foodstuffs	427,569
1574	Alarab Altibia for Importing Medicines and Medical Equipment	427,386
1575	Alkhat Aldhahabi for Manufacturing Pipes and Plastic Tanks	426,400
1576	Kalbes Libya for Importing Books and Stationery	424,704
1577	Alsorour for Manufacturing PVC and Aluminum	421,252
1578	Alnasya Albayda for Importing Medicines, Veterinary Equipment, and Agricultural Pesticides	419,026
1579	Masafi Alkheir for Importing Foodstuffs	418,577
1580	Alsalb Factory for Manufacturing Corrugated Steel Sheets	418,089
1581	Almaran for Importing Furniture	417,910
1582	Alaiadi for Manufacturing Building Materials	417,300
1583	Alshuraka for Importing Electrical and Non-Electrical Devices, Spare Parts, and Electronics	413,160
1584	Midan Alnakhlah for Importing Foodstuffs	413,104
1585	Alkhalil International for Iron Industries	409,385
1586	Al Libya Al'asriya for Importing Medicines, Equipment, Medical Preparations, and Mother & Child Supplies	408,688
1587	Almaham for Importing Foodstuffs	408,294
1588	Dar Alkhoms for Manufacturing and Printing Packaging Materials and Paper Products	407,658
1589	Al Yaqout Group for Importing Electrical and Non-Electrical Devices, Spare Parts, and Electronics	406,650

1590	Altawafuq International for Importing Grains, Seeds, and Animal Feed	405,000
1591	Alwajha Alalamiya for Importing Electronics	400,296
1592	North Africa International for Electrical and Non-Electrical Devices and Spare Parts	396,638
1593	Beit Alizdiyar for Manufacturing Furniture and Kitchens	396,341
1594	Alfa for Importing Stationery and Office Supplies	394,992
1595	Fakhama Aljibal for Manufacturing Building Materials	394,876
1596	Alarjun for Importing Foodstuffs, Livestock, and Meat	394,063
1597	Alniyazk Aldhahabiya for Importing Foodstuffs, Livestock, Meat, and Fresh Fruits	394,063
1598	Alshamila Alawla for Importing Medical Equipment, Medical Preparations, and Mother & Child Supplies	392,218
1599	Alakleel for Importing Cosmetics, Hardware, and Cleaning Materials	392,202
1600	Naseem International for Importing Foodstuffs	391,230
1601	Albariq for Importing Building Materials	389,941
1602	Almathmra for Importing Foodstuffs	388,919
1603	Sarh Misrata for Importing Transportation Means and Accessories	388,800
1604	Almazn for Importing Sulfur, Accessories, and Lighters	388,000
1605	Almajmoua Alfania Alhaditha for Programming and Maintenance of Control Rooms and Machinery	386,680
1606	Alsanea Alra'ia for Importing Workshop and Factory Equipment	386,280
1607	Khubara Altech for Importing Communication Devices and Computers	385,615
1608	Altahadun for Importing Books and Stationery	385,567
1609	Aljeel Alqadem for Importing Medicines and Medical Equipment	385,439
1610	Altisami for Importing Medicines, Medical Equipment, Medical Preparations, and Mother & Child Supplies	383,956
1611	Almuthallath for Electrical Industries	383,921
1612	Lammat Alakhwa for Importing Foodstuffs	383,642
1613	Alayaf Alalamiya for Importing Electrical and Non-Electrical Devices	380,013
1614	Na'eem Bladi for Importing Foodstuffs	378,677
1615	Altirabit Alalamiya for Wooden Industries	375,603
1616	Aldiyar Alalamiya for Importing Building Materials, Sanitary Ware, and Accessories	375,550
1617	Aldiyafa Allibiya for Food and Beverage Manufacturing	375,425
1618	Alqayrawan Aljadeed for Importing Furniture	374,750
1619	Altabi'a Alsafiya for Food Industries	372,500

1620	Almanar Aljadeed Group for Importing Transportation Means and Accessories	368,959
1621	Alhadaf for Paper Industries	368,925
1622	Mesilia for Importing Foodstuffs	368,570
1623	Al'Azm for Importing Equipment, Medicines, Medical Preparations, and Mother & Child Supplies	368,314
1624	Bir Hazwa for Importing Foodstuffs, Livestock, and Meat	367,500
1625	Beit Alsalam Alhaditha for Importing Electrical, Electronic, and Household Devices	366,546
1626	Alalama Alriyadiya for Importing Sporting Goods	366,414
1627	Alittihad Al'arabi Factory for Manufacturing Aluminum Doors and Windows	365,400
1628	Safeena Alghidaa for Importing Foodstuffs	364,800
1629	Almaw'id Aljadeed for Importing Foodstuffs	363,251
1630	Sallat Alghidaa Almumayaz for Importing Foodstuffs, Fruits, Livestock, and Meat	361,800
1631	Almutawakel for Manufacturing Aluminum and PVC Doors and Windows	360,903
1632	Jabal Nafousa for Importing Medical and Industrial Gases	360,490
1633	Alsabah Alkhadra for Importing Agricultural Supplies and Machinery	360,000
1634	Alnamaa Factory for Engineering Industries	355,240
1635	Alsallala for Importing Agricultural Machinery, Supplies, and Spare Parts	355,030
1636	Aljaraba for Importing Cleaning Materials and Cosmetics	352,921
1637	Alhadi for Manufacturing Plastic Bags, Ltd.	352,104
1638	Lamsa for Food Industries	352,000
1639	Alisra'a Alhaditha for Importing Foodstuffs, Livestock, and Meat	350,651
1640	Alandalus Home for Importing Furniture	350,100
1641	Ittihad Alazyah for Importing Clothing, Leather Products, and Accessories	348,725
1642	Alburaq International for Importing Transportation Means, Oils, and Accessories	346,792
1643	Bir Ahkeem for Importing Furniture and Furnishings	345,502
1644	Alghidaa Allibi for Importing Foodstuffs, Livestock, and Meat	341,040
1645	Aitheran International for Importing Foodstuffs	340,181
1646	Qatrat Alnada Alawla for Importing Pumps and Building Materials	340,052
1647	Altiryak Aldawiya for Importing Medical Equipment, Medicines, Medical Preparations, and Mother & Child Supplies	339,197
1648	Watan Almajd for Importing Mother & Child Supplies and Medical Products	339,040
1649	Alnoor for Importing Foodstuffs	338,250
1650	Almarai Alawla for Importing Foodstuffs, Livestock, and Meat	337,747

1651	Alhadaf Group for Manufacturing and Packaging Building Materials (Part of Altadam Holding)	337,500
1652	Altabadul Alhar for Importing Foodstuffs, Ltd.	335,928
1653	Albunyan Al'aali for Manufacturing Steel, Aluminum, and PVC Doors and Windows	335,807
1654	Disan International for Importing Foodstuffs, Livestock, and Meat	335,760
1655	Al-sahm Aldhaye' for Electrical and Electronic Industries and Accessories	335,540
1656	Alittijah Alawwal for Importing Agricultural Supplies	335,373
1657	Almajd Factory for Manufacturing Plastic Bags	334,560
1658	Alnujum Allibiya for Importing Foodstuffs	332,995
1659	Alwadi Alda'em for Manufacturing Aluminum, PVC, and Accessories	332,376
1660	Rakan Alkheir for Importing Foodstuffs, Livestock, and Meat	330,862
1661	Almutawakel for Manufacturing Plastic Materials	328,900
1662	Alrawi for Importing Agricultural Machinery, Supplies, and Spare Parts	326,794
1663	Almhaly Alhadith for Importing Electrical and Non-Electrical Devices and Spare Parts	326,570
1664	Yasmin Libya Alhaditha for Importing Foodstuffs	323,054
1665	Adwaa Bab Almadina for Importing Electrical and Non-Electrical Devices and Spare Parts	321,843
1666	Almalak Aljadeed for Importing Foodstuffs, Fresh Fruits, Vegetables, Livestock, and Meat	321,300
1667	Mahrek Tripoli for Importing Cars and Spare Parts	321,243
1668	Jawaher for Importing Building Materials, Ceramics, and Sanitary Ware	321,082
1669	Alraed for Importing Transportation Means and Accessories (Part of Badr Holding Group)	321,081
1670	Alsawab Almunir for Importing Electrical and Non-Electrical Devices and Spare Parts	320,597
1671	Sehtak Aldawiya for Importing Medical Equipment, Medicines, Medical Preparations, and Mother & Child Supplies	320,571
1672	Alintima'a Alhadari for Importing Building Materials, Sanitary Ware, and Accessories	317,500
1673	Alwaseya for Importing Foodstuffs, Meat, Poultry, and Frozen Products	314,491
1674	Alawasil for Contracting and Real Estate Investment	313,853
1675	Alaws Libya for Importing Foodstuffs	311,750
1676	Alshati for Information Systems	310,741
1677	Dhahab Ouzer for Importing Foodstuffs, Livestock, and Meat	309,766
1678	Anwar Msalata for Importing Foodstuffs, Meat, and Livestock	308,100
1679	Alsharq Aljadid for Importing Electrical and Non-Electrical Devices	304,217
1680	Alshahed Almumayaz for Importing Foodstuffs	302,000
1681	Alsufrani Group for Manufacturing Doors and Home Furniture	301,705

1682	Alqala Alhaditha for Importing Foodstuffs	301,520
1683	Alittijahat for Mills and Animal Feed	301,298
1684	Barqa for Importing Agricultural Supplies	300,671
1685	Atr Alsanawbar for Importing Cleaning Materials and Cosmetics	300,181
1686	Albayt Alfakher for Importing Electrical and Household Devices	300,000
1687	Almahri Alsaree' for Transportation	300,000
1688	Aldaffa Al'areqa for Importing Clothes, Textiles, and Leather Products	300,000
1689	Abha Alghidaa for Importing Foodstuffs, Fresh Fruits, Livestock, and Meat	299,831
1690	Rawae Albayt for Importing Clothing, Textiles, and Leather Products	299,800
1691	Aslanta for Importing Electronic Devices	299,695
1692	Ashada for Importing Clothing, Textiles, and Shoes, Ltd.	299,530
1693	Almesan Alalamiya for Importing Electrical and Electronic Devices	299,400
1694	Sama Alriyada for Importing Foodstuffs and Fresh Fruits	299,376
1695	Nebras Albina' Alhadith for Importing Building Materials, Sanitary Ware, and Accessories	299,063
1696	Alitqan for Manufacturing Aluminum and PVC	298,274
1697	Albu'ad Althamin for Information Technology and Communications	298,246
1698	Candy for Importing Foodstuffs, Livestock, and Meat	297,970
1699	Al'asami Factory for Paint Manufacturing	297,921
1700	Altawafuq Al'arabi for Importing Foodstuffs, Livestock, and Meat	297,500
1701	Sana Albarq for Importing Electrical Generators and Spare Parts	296,300
1702	Almustaqbal Factory for Manufacturing Gypsum and Decorative Materials	295,914
1703	Boulhiya for Importing Stationery and Supplies	294,988
1704	Al'Obour Altech for Importing Electrical, Non-Electrical, and Electronic Devices and Accessories	294,950
1705	Alnujma Al'areqa for Importing Raw Materials	294,580
1706	Alriyan Alfakher for Importing Foodstuffs	293,930
1707	Alwahah for Importing Medicines, Medical Equipment, and Preparations	293,518
1708	Alam Alqurtasiya for Importing Books and Stationery	293,020
1709	Alhayat Altibia for Importing Medicines, Medical Supplies, and Mother & Child Supplies	292,400
1710	Almutakhasis Factory for Manufacturing Aluminum Doors and Windows	290,904
1711	Tibesti International for Importing Electrical Materials and Spare Parts	289,866
1712	Noor Libya Free for Importing Books and Stationery	289,800
1713	Alforsan Alawla for Importing Clothing, Textiles, and Leather Products	289,800

1714	Noor Libya Free for Importing Books and Stationery	289,800
1715	Ghout San Vaz for Food Industries	289,475
1716	North Libya for Importing Oil Equipment	288,806
1717	Aljadwa Alalamiya for Importing Clothing, Textiles, and Leather Products	288,329
1718	Abeer Alwatan for Manufacturing Building Materials	288,250
1719	Alintilaqah Aljadeeda Factory for Metal Industries	287,800
1720	Tamtom Company for Importing Electrical and Household Materials	286,300
1721	Golden Hands Company for Iron Industries	285,600
1722	Second Al-Moatamad Company for Importing Electrical and Household Materials	285,299
1723	Al-Shaheen Company for Importing Veterinary Medicines	285,006
1724	Al-Najah International Company for Importing Electronic Devices, Handhelds, Spare Parts, and Accessories	285,000
1725	Al-Daleel Pharma Company for Importing Medicines and Medical Equipment	284,506
1726	Bright Future Company for Electrical Energy	284,131
1727	Libya Our Home Company for Importing Building and Sanitary Materials and Accessories	283,532
1728	Africa Bridge Company for Importing Agricultural Equipment and Supplies	280,296
1729	Danube Company for Importing Medicines, Medical Preparations, and Mother & Child Supplies	278,500
1730	Al-Jadida Company for Food Industries	277,200
1731	Shining Arrow Company for Importing Building and Sanitary Materials	276,438
1732	Modern Planets Company for Importing Food, Livestock, and Meat	276,000
1733	Jam Company for Manufacturing All Types of Food Plates	275,798
1734	Original Safnat Company for Importing Means of Transportation and Accessories	275,309
1735	Al-Fahd Group Company for Importing Food, Meat, and Livestock	275,012
1736	Green Fields Company for Importing Agricultural Equipment and Supplies	274,875
1737	Libyan Assets Company for Importing Agricultural Supplies, Equipment, Fertilizers, and Pesticides	274,733
1738	Al-Morouj Al-Samia Company for Importing Medicines, Medical Preparations, and Mother & Child Supplies	274,674
1739	Arabian Excellence Company for Importing Building and Sanitary Materials and Accessories	274,632
1740	Sidal Factory for Producing Food Packaging Supplies	271,830
1741	Ishada International Company for Importing Games, Sports, and Recreational Equipment	271,223

1742	Golden Food Crown Company for Importing Food, Livestock, and Meat	270,933
1743	Modern Daffnia Company for Iron Industries	270,700
1744	Al-Zahaa Company for Importing Food	270,682
1745	Ghazala Al-Khair Company for Importing Food	270,157
1746	Burgo Company for Importing Livestock and Meat of All Kinds	270,000
1747	Al-Fath Company for Importing Agricultural Supplies	269,540
1748	Silver-Golden Plate Company for Importing Food, Livestock, and Meat	269,495
1749	Naeem Biladi Company for Importing Food	269,314
1750	Technical Company for Importing Medical Equipment	268,250
1751	Al-Sarh Medical Company for Importing Medical Equipment and Supplies	267,068
1752	Dads Company for Mills, Feed, and Rice Processing	266,673
1753	Kilda Company for Importing Medicines, Devices, Medical Equipment, and Mother & Child Supplies	266,066
1754	Top Quality Company for Manufacturing Doors, Windows, Aluminum, PVC, and Accessories	264,597
1755	White Lighting Company for Importing Electrical Materials and Spare Parts	262,412
1756	Mafaza Africa Company for Importing Means of Transportation and Accessories	262,178
1757	Noor Al-Sharq Company for Importing Food, Livestock, and Meat	261,713
1758	Al-Dabbous Factory for Paper Industries	261,617
1759	Middle Continent Company for Importing Building and Sanitary Materials	261,400
1760	Al-Tawfiq Group Company for Investment and Tourism Services	259,804
1761	Diamond Harvest Company for Iron Industries	259,468
1762	Gardens of Jannat Company for Importing Agricultural Machinery, Supplies, and Spare Parts	259,187
1763	Giga Communications and Technology Limited Liability Company	259,089
1764	Clean International Company for Importing Decoration, Miscellaneous, and Cleaning Materials	258,792
1765	New Corner Company for Importing Building and Sanitary Materials	256,740
1766	Brilliant Pioneer Company for Importing Building and Sanitary Materials and Accessories	255,312
1767	Al-Nahda Factory for Manufacturing Prefabricated Houses	255,000
1768	Next Generation Company for Importing Electrical and Non-Electrical Devices, Spare Parts, and Electronics	254,880
1769	Al-Alamia Factory for Marble	254,556

1770	Al-Qamar Company for Importing Seeds, Agricultural Supplies, and Spare Parts	254,083
1771	Distinctive Certainty Company for Importing Food, Livestock, and Meat	251,999
1772	Al-Manar Company for Food Industries	251,986
1773	African Printing Press	251,453
1774	Satellites Company for Importing Electronic Devices	250,000
1775	Al-Delta Company for Manufacturing Cleaning Materials	248,347
1776	First Spring Company for Importing Medicines and Medical Equipment	248,339
1777	Ideal Mattarq Company for Importing Furniture	247,550
1778	Rabyana Oasis International Company for Importing Food	245,321
1779	New Desert Company for Iron Industries	244,143
1780	Qamar Noor Company for Importing Food	244,000
1781	Al-Good Balance New Company for Manufacturing and Packaging Food	242,713
1782	Al-Maseera Al-Kubra Company for Importing Food	242,459
1783	United Summit Company for Importing Agricultural Machinery, Supplies, and Spare Parts	242,451
1784	Al-Sadah Company for Oil Services	242,275
1785	Horizon Company for Communications and Information Technology	242,069
1786	Renewed World International Company for Importing Food, Livestock, and Meat	241,240
1787	Al-Riyada Al-Kubra Company for Importing Modern Cars	241,157
1788	New International Excellence Company for Importing Food, Livestock, and Meat	241,000
1789	Ezdo Company for Importing Medical Equipment, Medicines, Medical Preparations, and Mother & Child Supplies	240,724
1790	Peace Bird Company for Importing Agricultural Machinery, Supplies, and Veterinary Vaccines	240,626
1791	Tasneem Al-Ghitha Company for Importing Food LLC	240,538
1792	Freedom Gate Company for Importing Workshop Equipment	240,088
1793	Sama Libya New Company for Importing Food and Fresh Fruits	239,220
1794	Namarq Al-Khair Company for Importing Decoration, Miscellaneous, and Cleaning Materials	239,058
1795	Future Doors Company for Importing Building Materials	239,000
1796	Shorouq Misrata Company for Manufacturing Metal Structures and Mobile Houses	237,223
1797	International Island Company for Importing Clothing, Textiles, and Leather Products	237,200
1798	Strine Company for Importing Electrical and Non-Electrical Devices, Spare Parts, and Electronics	237,067

1799	Cobalt Company for Iron Industries and Metal Forming	236,937
1800	Innovation Wonders Company for Importing Food	236,918
1801	Title Company for Importing Factory and Workshop Equipment and Supplies	236,709
1802	Global Basis Company for Importing Decoration, Miscellaneous, and Cleaning Materials	236,349
1803	Digital Vision Company for Importing Food, Livestock, and Meat	236,250
1804	Ain Dawara Company for Importing Food	234,744
1805	New Libyan International Company for Importing Food	234,360
1806	Al-Amal Libyan Company for Importing Raw Materials	234,078
1807	Al-Jazeera Company for Importing Food, Livestock, and Meat	234,040
1808	Al-Mumtaz Company for Importing Paint and Equipment	233,213
1809	Al-Majdoub Factory for Manufacturing Car Exhaust Parts	233,140
1810	Crystal Lights Company for Importing Electrical and Non-Electrical Devices and Spare Parts	232,845
1811	Al-Hadaf Al-Sami Company for Importing Household and Electrical Materials	232,646
1812	Golden Cure International Company for Importing Medicines, Medical Equipment, Preparations, and Mother & Child Supplies	232,300
1813	Modern Global Company for Importing Building and Sanitary Materials	231,639
1814	Optimal Lantern Company for Importing Means of Transportation and Accessories	230,754
1815	Aden Company for Metal Industries	229,920
1816	Acacus Libya Company for Electromechanical Services	229,581
1817	Modern Ideal Company for Importing Medicines and Medical Equipment	226,784
1818	United Wated Company for General Contracting and Real Estate Investment	225,706
1819	Jibal Kordofan Company for Importing Food, Livestock, and Meat	225,700
1820	Modern Spacious Company for Manufacturing Electrical and Household Devices, Electronics, and Decorative Materials	225,000
1821	North Africa Company for Importing Medicines and Medical Equipment LLC	224,883
1822	Al-Adwaa Company for Importing Building and Sanitary Materials and Accessories	223,740
1823	Al-Amal Company for Importing Medicines and Medical Equipment	222,426
1824	Al-Ataa Company for Manufacturing Carton and Plastic	221,496
1825	International Qabas Company for Importing Electrical Devices, Wires, and Switches	220,994
1826	Modern Industrial Crescent Company for Iron Industries	220,724
1827	Al-Noor Company for Grain Grinding and Rice Processing	219,965
1828	Bright Company for Importing Household and Electrical Materials	219,076

1829	Capabilities Company for Importing Electrical, Non-Electrical Devices, Spare Parts, and Electronics	218,900
1830	Modern International Company for Importing Means of Transportation and Accessories	218,608
1831	Al-Khamasiyat Factory for Manufacturing Plastic Bags	217,800
1832	Foton Libya Company for Importing Clothing	216,902
1833	New Sanawna Company for Importing Food, Livestock, and Meat	216,760
1834	Delta United First Company for Importing Medicines, Medical Preparations, and Mother & Child Supplies	216,475
1835	Renewed Safi Company for Importing Mother & Child Supplies	216,450
1836	Free Libyan Company for Medical Services	215,662
1837	Capital Oases Company for Importing Food	214,770
1838	Al-Mina Company for Importing Medical Equipment	214,600
1839	Al-Asil Factory for Manufacturing Aluminum and PVC Doors and Windows	213,812
1840	Al-Bunyan Company for Importing Decoration Supplies and Building Materials	212,759
1841	Awaafi Al-Khair Company for Importing Medical Equipment, Medicines, Preparations, and Mother & Child Supplies	212,440
1842	Noor Communications Company for Importing Electronic and Electrical Devices and Accessories	212,000
1843	Art Palace Company for Importing Furniture	212,000
1844	Modern Global International Company for Importing Medicines and Medical Equipment	211,531
1845	Between Two Rivers Company for Importing Food	211,400
1846	Jannat Al-Jadida Company for Importing Food, Livestock, and Meat	210,816
1847	Distinct Renaissance Company for Importing Medicines, Medical Preparations, and Mother & Child Supplies	210,004
1848	Coast Company for Paper Manufacturing	209,940
1849	Safety Company for Importing Fabrics and Textiles	209,900
1850	Development Company for Importing Building and Sanitary Materials and Accessories	209,295
1851	Blue Power Company for Importing Welding Equipment and Workshop Tools	207,449
1852	Modern Crescent Company for Importing Building Materials	206,250
1853	Dararat Company for Importing Food, Livestock, and Meat	205,000
1854	Building Development Company for Importing Building and Sanitary Materials and Accessories	204,938
1855	Lathron Company for Manufacturing Cosmetics and Household Chemicals	204,100

1856	Trading Company for Financial and Electronic Brokerage	204,068
1857	Leading Fitness Company for Importing Food, Livestock, and Meat	203,730
1858	Al-Manara Palace Company for Importing Furniture	202,418
1859	Jibal Al-Safwa Company for Importing Building and Sanitary Materials and Accessories	202,261
1860	Luminous Amber Company for Importing Electrical, Non-Electrical Devices, and Spare Parts	201,288
1861	Pioneering Sunrise Company for Importing Food, Livestock, and Meat	201,204
1862	Al-Ni'ma Fields Company for Food Industries	200,450
1863	Wehiba & Partners Company for Importing Food, Livestock, and Meat	200,211
1864	National Lantern Company for Importing Household and Electrical Materials	200,155
1865	Taj Libya Company for Importing Medicines and Medical Equipment	199,438
1866	Libyan Quality Company for Food Industries	198,959
1867	Al-Nafahat Company for Importing Food	198,310
1868	Libyco Company for Importing Food, Livestock, and Meat	197,675
1869	Matla Al-Fajr Group Company for Importing Electrical, Non-Electrical Devices, Spare Parts, and Electronics	197,288
1870	Bayt Al-Dawa Company for Importing Medicines and Medical Equipment	196,264
1871	Al-Dardafi Factory for Manufacturing Corrugated Sheet	196,000
1872	Al-Delta International Company for Importing Household and Electrical Devices	195,043
1873	Al-Falak Riders Company for Importing Food, Livestock, and Meat	195,000
1874	Fresh Company for Importing Food, Livestock, and Meat	195,000
1875	Jabal Acacus Company for Furniture Manufacturing	192,604
1876	Techno Labda Factory for Aluminum, PVC, and Suspended Ceilings	191,355
1877	Asia Future Company for Importing Building and Sanitary Materials	191,092
1878	Al-Ghazala Factory for Manufacturing Paints and Pastes	188,102
1879	Asil Al-Khair Company for Importing Food	187,488
1880	Modern Al-Hana Company for Importing Furniture	186,000
1881	Arkan Al-Madina Company for Importing Furniture	185,580
1882	Royal United Company for Importing Electrical and Non-Electrical Devices and Spare Parts	184,737
1883	Al-Wafir Company for Food Industries	183,600
1884	Zad Al-Asil Company for Importing Food	181,852
1885	Dar Al-Jood Company for Importing Generators, Spare Parts, Electrical Devices, and Electronics	180,777

1886	Marmer Libya Company for Importing Food	180,600
1887	Dar Al-Khalil Company for Medical Services	180,389
1888	Al-Hana Al-Da'im Company for Importing Food, Livestock, and Meat	180,000
1889	Al-Fayhaa Global Company for Importing Medicines, Medical Equipment, Preparations, and Mother & Child Supplies	180,000
1890	Arab Solidarity Company for Food Industries	179,480
1891	Al-Mukhtar Company for Manufacturing Sweets and Food	179,447
1892	Shining Libyan Jewel Company for Importing Building and Sanitary Materials and Accessories	178,145
1893	Modern Waves Company for Importing Building and Sanitary Materials and Accessories	177,045
1894	Emaar Company for Iron Industries and Corrugated Sheet	176,350
1895	Silver Branch Company for Importing Food	175,850
1896	Gulf Company for Manufacturing Insulating Panels	175,800
1897	Across the World Company for Iron, Wood, and Furniture Industries	174,899
1898	Occupational Safety Company for Importing Safety Equipment, Road, and Environmental Preparations	174,610
1899	Bright Urbanism Company for Importing Building and Sanitary Materials and Raw Materials	173,600
1900	Tomorrow Building Company for Importing Building and Sanitary Materials and Accessories	173,359
1901	Royal Company for Furniture, Kitchens, Carpentry, and Decoration	173,028
1902	Banner Company for Importing Laboratories and Medical Labs	172,994
1903	Mountain Gate Company for Importing Food, Livestock, and Meat	172,883
1904	Sumatra Company for Importing Cleaning Materials, Cosmetics, Perfumes, and Scents	172,147
1905	Central Privilege Company for Manufacturing Feed	171,935
1906	Eastern Climate Company for Importing Food	171,465
1907	Zliten Palms Company for Manufacturing Asphalt and Insulating Materials	171,000
1908	Serene Medical Company for Importing Medical Equipment and Mother & Child Supplies	170,335
1909	SR Company for Maintenance Services and Environmental Solutions	169,885
1910	Medical Solutions Company for Importing and Installing Medical Equipment and Labs	169,606
1911	Tree of Decoration Company for Importing Building and Sanitary Materials and Accessories	169,464
1912	Island of Games Company for Importing Sports, Recreational, and Gaming Equipment	167,750

1913	Tabekt Company for Importing Electrical and Household Materials	167,388
1914	Al-Saqi Company for Packaging Water, Oils, Beverages, and All Food Products	167,200
1915	Al-Saqiya Company for Importing Agricultural Machinery, Supplies, and Spare Parts	166,934
1916	Amazing Elite Company for Importing Cleaning Materials	165,780
1917	Modern Gulf Company for Manufacturing Aluminum and PVC	163,455
1918	Al-Dar Al-Alamia Company for Managing Entertainment Services	162,521
1919	Al-Nada Company for Manufacturing Dairy and Derivatives	162,299
1920	White Falcon Company for Importing Building Materials	160,242
1921	Al-Dhafra Company for Importing Food, Livestock, and Meat	159,662
1922	Libyan Technical Company for Oil and Engineering Services	159,500
1923	Al-Kafi Company for Importing Medicines, Medical Equipment, and Mother & Child Supplies	159,348
1924	Darob Tibb Company for Importing Medical Equipment, Preparations, and Mother & Child Supplies	158,250
1925	Aslak Company for Importing Electrical, Non-Electrical, Household Devices, and Spare Parts	155,351
1926	Al-Qimma Group Company for Importing Building Materials	155,181
1927	Golden Balance Company for Importing Building and Sanitary Materials and Accessories	155,000
1928	Shining Hope Company for Manufacturing PVC and Aluminum Doors and Windows	154,871
1929	Yashfin Company for Importing Medical Equipment, Medicines, Preparations, and Mother & Child Supplies	153,585
1930	Acacus South Company for Importing Electronic Devices	153,025
1931	Afaq Group Company for Mills, Feed, and Rice Processing	152,650
1932	Last Taste Company for Importing Food, Fruits, and Vegetables	152,567
1933	Yes Tomorrow Company for Importing Clothing, Textiles, and Leather Products	152,153
1934	Ocean Technology Company for Importing Computers and Accessories	151,751
1935	Golden Diamond Company for Importing Medicines, Equipment, Medical Preparations, and Mother & Child Supplies	151,613
1936	Healthy Nutrition Company for Importing Food, Livestock, and Meat	151,475
1937	First Global Sunrise Company for Importing Food, Livestock, and Meat	151,265
1938	Solid Construction Company for Importing Building and Sanitary Materials and Accessories	149,851
1939	Forest Musk Company for Importing Food and Livestock	148,696

1940	Thasis Company for Manufacturing Marble and Granite	148,671
1941	Al-Shumous Factory for Manufacturing Aluminum and PVC Doors and Windows	146,984
1942	International Privilege Factory for Plastic and Paper Industries	146,860
1943	First Trusted Company for Importing Cleaning Materials	145,960
1944	Gulf Lights Company for Importing Agricultural Supplies and Veterinary Medicines	145,941
1945	Rikza Company for Importing Electrical and Non-Electrical Devices	145,785
1946	Canary Company for Importing Means of Transportation and Accessories	145,252
1947	Al-Kanz Medical Company for Importing Medicines and Medical Equipment	144,680
1948	Jewel of Cheeses Company for Importing Food	144,634
1949	Al-Risala Company for Importing Medicines and Medical Equipment	143,867
1950	Elixir Health Company for Importing Medicines and Medical Equipment	143,460
1951	Zain Al-Jawahir Company for Importing Food	143,345
1952	Athmar Company for Importing Agricultural Machinery, Supplies, and Spare Parts	142,914
1953	Zad Al-Tayyib Al-Mumayaz Company for Food Industries	142,884
1954	Al-Karam Company for Importing Food	141,990
1955	Al-Thaqeel International Company for Importing Means of Transportation and Accessories	141,536
1956	Badr Al-Noor Company for Importing Food	141,227
1957	Bin Khawla Company for Importing Electronic Devices, Accessories, and Spare Parts	140,072
1958	Benghazi Energy Solutions Company	140,071
1959	Refined Excellence Company for Importing Clothing, Textiles, and Leather Products	140,000
1960	Frasin Company for Importing Food	139,557
1961	Al-Ibram Company for Importing Food	139,254
1962	Mountain Pastures Company for Importing Food	138,600
1963	Al-Fayd Company for Importing Building and Sanitary Materials and Accessories	138,499
1964	Talin Company for Manufacturing PVC, Aluminum, Stainless Steel, and Glass	138,017
1965	Golden Hooves Company for Importing Agricultural Machinery and Spare Parts	137,991
1966	New Light Company for Importing Food, Livestock, and Meat	137,760
1967	Alam Alkimiya for Importing Raw Materials	137,280
1968	Dar Alarqam for Printing, Publishing, and Distribution	137,208
1969	Alzein Alhadeeth for Importing Building Materials, Sanitary Supplies, and Accessories	135,040
1970	Babel Alkhair for Importing Foodstuffs, Fruits, and Meat	135,000
1971	Albab Alawsat for Importing Foodstuffs	135,000

1972	Alshihab Allami for Importing Medical Equipment, Pharmaceuticals, and Mother & Child Supplies	132,955
1973	Zad Alwataniya for Food Industries	132,600
1974	Almasdar Alhadeeth for Importing Stationery and Office Supplies	132,370
1975	Aryaf Almutawassit for Importing Car Spare Parts	132,017
1976	Amasi for Importing Foodstuffs	132,000
1977	Ajyad for Importing Building Materials	131,739
1978	Rubia for Importing Medical Equipment and Supplies	131,721
1979	Albardi for Manufacturing Fine and Sanitary Paper	131,553
1980	Adwaa Akakus for Importing Foodstuffs	131,540
1981	Altatweer Alwataniya for Contracting and Real Estate Investment	130,000
1982	Alrawwas Alhadeeth for Manufacturing Building Materials	129,372
1983	Alamthal for Importing Pharmaceuticals, Medical Equipment, and Mother & Child Supplies	128,777
1984	Jet for Importing Building Materials and Sanitary Supplies (subsidiary of Jet Holding)	128,760
1985	Alhasad for Poultry, Agricultural, and Animal Production	127,848
1986	Dar Alsaboun for Manufacturing Cleaning Materials	127,663
1987	Al Yaqout for Plastic Industries (subsidiary of Almadina Misrata Holding)	127,215
1988	Almuqtadir Alalamiya for Importing Foodstuffs, Livestock, and Meat	126,796
1989	Miftah Alaman for Importing Safes, Keys, and Locks	126,543
1990	Alusool Aldaema for Importing Carpets, Rugs, and Furnishings	125,842
1991	Altaweeqiya Libya for Importing Various Means of Transport and Accessories	125,544
1992	Azyaa Ben Ashour for Importing Clothing, Textiles, and Leather Goods	125,000
1993	Rabwa Algharb for Importing Foodstuffs	123,636
1994	Almutahida for Importing Toys and Sports Equipment	122,925
1995	First for Importing Electrical and Non-Electrical Devices, Spare Parts, and Electronics	122,011
1996	Alinaya Almustaqbaliya for Importing Medical Equipment and Supplies	121,600
1997	Sanabel Alandalus for Importing Foodstuffs	121,388
1998	Al Yaqout Alazraq for Importing Building Materials, Sanitary Supplies	120,123
1999	Alasala Aldaema for Manufacturing Marble and Granite	120,000
2000	Alamwaj Alzuraqa Alawla for Importing Foodstuffs	120,000
2001	Royal for Importing Perfumes, Cosmetic Supplies, Hardware, and Cleaning Materials	118,760
2002	Alburj Alazraq for Importing Vehicles and Accessories	118,393
2003	Alwasalat for Importing Generators and Electrical/Electronic Devices	117,154

2004	Azhar Alrabea for Manufacturing Paper Towels	117,040
2005	Alamer for Importing Foodstuffs	116,400
2006	Alwan Almutawassit for Importing Building Materials, Sanitary Supplies, and Accessories	116,342
2007	Aris Alduawiya for Importing Pharmaceuticals and Medical Equipment	115,795
2008	Almajara Alhadeetha for Importing Electronics, Spare Parts, and Mobile Devices	114,480
2009	Almokhtar for Insurance	114,334
2010	Aljanah Allami for Importing Cleaning Materials, Cosmetics, and Hardware	114,050
2011	Alinmae Alzraai for Importing Agricultural Machinery, Tools, and Spare Parts	114,036
2012	Alzaj for Glass and Aluminum Works	113,664
2013	Almuheet Alhadeeth for Importing Foodstuffs	113,314
2014	Jawhara Qarji for Importing Foodstuffs, Livestock, and Meat	112,700
2015	Majmouat Alhadaf Alttibbiya for Importing Pharmaceuticals and Medical Equipment	112,655
2016	Insiyab for Importing Heavy Pumps and Spare Parts	112,351
2017	Nasaem Beauty for Importing Cosmetics and Body Care Products	112,000
2018	Alqarya for Importing Foodstuffs	111,548
2019	Majmouat Muthhila for Importing Cosmetics, Perfumes, and Hardware	111,171
2020	Alahramat for Manufacturing Marble (Joint Stock)	110,983
2021	Almadina Misrata Factory for Manufacturing Paint and Putty	110,450
2022	Alayqona Aljadida for Manufacturing Prefabricated Houses	110,100
2023	Qimmat Aljabal for Importing Perfumes, Cosmetics, and Beauty Products	109,859
2024	Salem Factory for Manufacturing Plastic Products	109,650
2025	Alharouj Libya for Importing Vehicles and Accessories	108,378
2026	Aljahd Almathmar for PVC Manufacturing	108,275
2027	Alafdal Althahabi Alhadeeth for Importing Children's and Sanitary Materials	107,300
2028	Jawhara Alsahel Libya for Importing Foodstuffs, Livestock, and Meat	106,139
2029	Almazaree Alhadeetha for Importing Agricultural Machinery, Tools, and Spare Parts	104,400
2030	Altaawun Aldaem Aldawli for Importing Clothing, Textiles, and Leather Goods	104,000
2031	Alshaqeeq for Importing Agricultural Machinery, Tools, and Spare Parts	103,960
2032	Almumtaz Alaseel for Importing Building Materials, Sanitary Supplies, and Accessories	102,700
2033	Almas Aljadeed for Importing Foodstuffs, Meat, and Livestock	102,349
2034	Alqawareer Allamiya for Importing Household Items, Electrical and Non-Electrical Devices, and Spare Parts	102,030
2035	Jibal Alhimalaya Factory for Marble	102,000

2036	Alimtiiaz Aldaem for Manufacturing Foam	100,800
2037	Alyaamen for Importing Electrical Devices and Materials, Spare Parts	100,740
2038	Alraqee Alawwal for Importing Furniture	100,500
2039	Alikhwa Allibiyoon Alawwal for Importing Foodstuffs, Livestock, and Meat	100,100
2040	Almajd Alareeq for Importing Household Electrical Appliances	100,000
2041	Tarsin Alawla for Importing Furniture	97,732
2042	Lamsat Malak for Importing Foodstuffs	96,180
2043	Alqutoof Alkhadra for Importing Agricultural Machinery and Spare Parts	96,091
2044	Atlas Aldawly for Importing Building Materials, Sanitary Supplies, and Accessories	94,950
2045	Alharis Aldawly for Importing Carpets and Furnishings	94,678
2046	Aloud Altayeb for Importing Cosmetics, Hardware, and Cleaning Supplies	94,636
2047	Alnajm Almunfarid for Importing Furniture and Accessories	94,600
2048	Darghouth for Importing Pharmaceuticals and Medical Equipment	93,673
2049	Alfosool Alzahya for Importing Foodstuffs (Limited)	92,893
2050	Alama Alsharq for Importing Foodstuffs, Livestock, and Meat	92,387
2051	Nawa Alnakhla for Importing Foodstuffs, Livestock, Meat, and Dairy Products	92,190
2052	Alikhwa Almutalaqoon Alawla for Importing Foodstuffs	91,915
2053	Lin Alalamiya for Importing Foodstuffs	90,671
2054	Almashriq for Manufacturing Building Materials	88,920
2055	Tobakts Libya Factory for Manufacturing Plastic Pipes	87,615
2056	Alimad Alali for General Contracting	87,557
2057	Dunya Alseha for Importing Pharmaceuticals, Medical Equipment, and Mother & Child Supplies	87,235
2058	Alama for Importing Aluminum	86,749
2059	Alisnad Alfalahi for Importing Agricultural Pesticides	86,125
2060	Altayeb for Manufacturing Animal Feed	86,050
2061	Alfawaris for Importing Vehicles and Spare Parts	85,599
2062	Matin for Manufacturing Seats and Educational, Office, and Home Furnishings	85,360
2063	Almarjan for Manufacturing Packaging Materials	84,999
2064	Almuthallath for Manufacturing PVC, Aluminum	84,825
2065	Alaseel Almutamayiz for Importing Electrical Devices and Materials	84,469
2066	Almanakh Aljadeed for Importing Electrical and Non-Electrical Devices, Spare Parts	81,800
2067	Alwajha Alalamiya for Importing Building Materials	81,600

2068	Alkawader for Importing Building Materials and Sanitary Supplies (Subsidiary of Albustan Holding)	81,342
2069	Strain for Plastic Industries	80,000
2070	Droub Almutawassit for Importing Building Materials, Sanitary Supplies, and Accessories	79,976
2071	Aswad Tobakts for Importing Foodstuffs	79,801
2072	Al Yasmin Aljadida for Importing Cleaning Materials	79,478
2073	Alwasila for Importing Building Materials and Insulating Materials	79,444
2074	Rama Al Dawliya for Importing Building Materials, Sanitary Supplies, and Accessories	79,411
2075	Al'aqariya Al Libiya Alhadeetha for Importing Household Electrical Devices	78,524
2076	Shorouq Libya for Manufacturing Plastic	77,811
2077	Alam Alibda for Importing Raw Materials, Paint, and Plastic Containers	77,600
2078	Aljawhara Alttijariya Aljadida for Importing Foodstuffs	76,982
2079	Nawarat Alsharq for Importing Foodstuffs	76,500
2080	Shams for Manufacturing Metal Works and Prefabricated Houses	76,336
2081	Altayaran Alalamiya for Air Transport	75,335
2082	Alsafwa Alraida for Plastic Industries	74,660
2083	Beta Polymer for Chemical Industries	74,316
2084	Altaqniyat Alhadeetha Alawla for Importing Agricultural Machinery, Tools, and Accessories	73,542
2085	Alalam Almutahad for Technology Systems	73,330
2086	Wud for Importing Diapers and Paper Products	73,072
2087	Alreef Alakhder for Importing Foodstuffs, Livestock, and Meat	72,441
2088	Leptos for Importing Household and Electrical Devices	72,342
2089	Alwiqaya Almutamayiza for Importing Medical Equipment, Pharmaceuticals, and Mother & Child Supplies	71,880
2090	Nada Tripoli for Importing Foodstuffs, Livestock, and Meat	71,676
2091	Alain Plus for Plastic Industries	70,690
2092	Almasdar Alhadeeth for Importing Industrial Rollers and Equipment	70,461
2093	Alibriq Althahabi for Importing Household Items	70,165
2094	Albowadi Aljadida for Importing Agricultural Machinery and Tools	69,681
2095	Altasahil for Importing Medical Equipment, Pharmaceuticals, and Mother & Child Supplies	69,638
2096	Alsaraha Aldawliya for Importing Vehicles and Accessories (Limited)	69,460
2097	Miyah Alnajaa for Mineral Water	69,089
2098	Almawqid for Installation and Maintenance of Central Heating	68,616

2099	Almokhtar Almathali for Importing Vehicles and Accessories	68,216
2100	Alnassajoon Allibiyoona for Manufacturing Carpets and Tapes	67,470
2101	Alzee Alwatani for Importing Foodstuffs, Livestock, and Meat	67,415
2102	Alan'am for Importing Veterinary Medicines, Equipment, and Supplies	66,537
2103	Altatwer Alzraai for Importing Agricultural Supplies	66,290
2104	Aras for Importing Building Materials, Sanitary Supplies, and Accessories	65,972
2105	Alalamiya Almutatawera for Importing Foodstuffs	65,641
2106	Alburj Almunir for Importing Building Materials	65,200
2107	Alshua' Allibi for Importing Foodstuffs	64,500
2108	Almajd Aldhahabiya for Importing Vehicles and Accessories	64,101
2109	Mersin for Importing and Packaging Foodstuffs	64,000
2110	Saray Romaysa for Importing Vehicles and Spare Parts	63,691
2111	Alhayat Almobtakra Almutamayiza for Importing Electrical and Household Appliances	63,133
2112	Amal Altabi'a for Importing Agricultural Machinery, Tools, and Spare Parts	62,931
2113	Alhilal Factory for Plastic Products	62,730
2114	Alibtisama Alssafiya for Importing Medical Equipment	62,310
2115	Marmer Libya Alawla for Importing Building Materials, Sanitary Supplies, and Accessories	60,868
2116	Altamur Alwataniya for Importing Foodstuffs, Livestock, and Meat	60,612
2117	Athaal International for Importing Pharmaceuticals, Medical Equipment, and Mother & Child Supplies	60,356
2118	Alsaif Almuhand for Importing Foodstuffs, Livestock, and Meat	59,939
2119	Alayaf Libya for Manufacturing Fiberglass	59,312
2120	Amaar Alaqariya for Importing Building Materials	59,188
2121	Afif for Importing Vehicles, Spare Parts, Oils, Lubricants, Tires, and Rims	59,013
2122	Alsaraha for Importing Computers and Electronics	58,850
2123	Altabi'a for Food Industries	58,404
2124	Alwifaq for Importing Vehicles and Accessories	58,301
2125	Lajhar for Importing Foodstuffs	57,500
2126	Afnan Alshajar Alakhder for Importing Foodstuffs	56,065
2127	Alasala Altijariya for Importing Electronics, Spare Parts, and Electrical Devices	55,417
2128	Suhool Alqardabiya for Importing Foodstuffs	55,352
2129	Bab Alaasima for Importing Building Materials, Sanitary Supplies, and Accessories	54,900
2130	Ben Suleiman for Importing Carpets and Furnishings	53,855

2131	Alnokhba for Importing Sports Equipment, Recreational Equipment, and Toys	53,430
2132	Alrahba Aljadida for Importing Foodstuffs	53,217
2133	Albustan Alghitha'i for Importing Foodstuffs (LLC)	53,172
2134	Arghan for Importing Pharmaceuticals, Medical Equipment, and Mother & Child Supplies	51,826
2135	Labda for Manufacturing Cleaning Materials	51,800
2136	Alru'ya Alssati'a for Importing Sanitary Supplies	51,756
2137	Kanz Alard for Importing Vehicles and Accessories (Limited)	51,240
2138	Beirut Alhadeetha for Importing Cleaning Materials	51,236
2139	Alqawafel Allibiya Almutahida for Importing Building Materials, Sanitary Supplies, and Accessories	50,652
2140	Zahra Albayt for Importing Furniture	50,176
2141	Joud for Importing Building Materials, Sanitary Supplies, and Electrical Devices	50,000
2142	Taybat Libya International for Importing Foodstuffs, Livestock, and Meat	50,000
2143	Basriat Tripoli for Importing Optical Devices and Accessories	49,747
2144	Albaraka for Insurance (Joint Stock)	48,843
2145	Trista for Food Industries	48,824
2146	Afaq Allamiya for Importing Foodstuffs, Livestock, and Meat	48,150
2147	Alsayl Alkhair for Importing Tea and Foodstuffs	47,880
2148	Almizan Factory for Manufacturing Floor Tiles	47,624
2149	Almajmou'a Almutamayiza Alhadeetha for Importing Foodstuffs, Livestock, and Meat	47,500
2150	Aldahya for Mills and Feed	47,500
2151	Ansam Altayeb for Importing Perfumes and Cleaning Materials	46,144
2152	Almaeda Altayba for Importing Foodstuffs, Livestock, and Meat	45,754
2153	Nahj Alkhair for Importing Foodstuffs, Livestock, and Meat	45,632
2154	Alsafqa Aladala for Importing Tires, Rims, and Accessories	45,362
2155	Ruwwad Alssalam for Importing Household, Electrical, and Electronic Devices	44,408
2156	Mizran for Importing Electrical and Non-Electrical Devices, Spare Parts	43,466
2157	Alnahr for Importing Agricultural Machinery and Supplies	41,729
2158	Rama Factory for Engineering Industries	40,823
2159	Aldehanat Almutahida for Importing Building Materials, Sanitary Supplies, and Accessories	40,481
2160	Ram Alawla for Importing Cosmetics, Hardware, and Cleaning Materials	40,204
2161	Tripolis for Insurance and Reinsurance Brokerage Services	39,749
2162	Alsharara for Importing Building Materials and Sanitary Supplies	39,658

2163	Alanfuwan for Importing Foodstuffs, Livestock, and Meat	39,408
2164	Alimtiarz for Importing Cleaning Materials	38,658
2165	Almasar Althahabi for Importing Household, Electrical, and Electronic Devices and Accessories	38,250
2166	Jabal Lubnan for Importing Cleaning Materials	35,456
2167	Almatjar Allibi for Importing Furniture	35,324
2168	Jibal Atlas for Plastic Industries	35,000
2169	Alriyan Aldawliya Alawla for Importing Building Materials	34,200
2170	Victoria Alhadeetha for Importing Swimming Pools, Saunas, and Fountains	33,448
2171	Nur Alssalam for Importing Electrical and Non-Electrical Devices, Spare Parts	32,190
2172	Abufares & Partners for Iron Industries	31,960
2173	Wadi Libya for Importing Foodstuffs and Fresh Fruits	31,610
2174	Alshihabi for Importing Foodstuffs, Livestock, and Meat	31,500
2175	Barniq Alhadeetha for Importing Garden Equipment and Agricultural Tools	31,122
2176	Alqudra Alalamiya for Technical Supplies	31,000
2177	Farm for Importing Agricultural Machinery, Tools, and Spare Parts	30,807
2178	Bahr Alssamah for Importing Building Materials and Sanitary Supplies	29,640
2179	Albariq Althahabi for Importing Cleaning and Cosmetic Materials	29,008
2180	Alreef Allibi for Importing Agricultural Machinery, Tools, and Spare Parts	27,572
2181	Alrubyan for Salted Products Industry	27,254
2182	Altallal for Manufacturing Paper and Printing Supplies	25,630
2183	Zad Albayt for Importing Foodstuffs	24,324
2184	Almatjar Allibi for Importing Hardware and Cosmetic Materials	23,883
2185	Altif Aljadid for Importing Pharmaceuticals, Medical Supplies, and Mother & Child Products	22,013
2186	Althiqa Best Quality for Importing Mother and Child Supplies	21,850
2187	Almansoura for Importing Furniture	17,704
2188	Asol for Manufacturing Detergents and Cleaning Materials	16,948
2189	Almutawakel for Manufacturing Animal Feed and Grain Milling	12,750
2190	Masaai Al-Amaar for Importing Building Materials and Sanitary Supplies	11,820
2191	Al-Ittihadiyah Insurance Joint-Stock Company	7,365

Accepted Coverage Requests
According to Goods or Services - Private Sector
During (01/01 - 31/08/2025)

"Descending order"

Order.	Goods or Services	Value in USD
1	Production and Operation Supplies	2,688,108,063
2	Miscellaneous Food Commodities	2,371,849,737
3	Building Materials and Construction Supplies	957,592,888
4	Machinery and Equipment	714,194,608
5	Transportation, tires, batteries and spare parts	664,902,325
6	Electronic Equipment	520,717,061
7	Feeds	481,783,053
8	Human Medicines	377,792,918
9	Live and frozen meat	315,761,574
10	Agricultural	264,230,073
11	Essential Commodity Production Requirements	224,802,704
12	Household and Household Electrical	223,073,607
13	Cleaning Materials	146,851,144
14	Milk, diapers and baby food	119,074,833
15	Burniq Air requests	104,268,986
16	Airlines Transfers	87,032,484
17	Milk	77,857,271
18	ICT Services	67,901,822
19	Cleaning Materials	62,192,797
20	Clothing and Shoes	61,946,304
21	Tobacco of all kinds	58,834,218
22	Agricultural	53,990,240

23	Furniture	46,118,154
24	Cheeses	41,522,894
25	Miscellaneous	32,508,781
26	Iron and steel factory operating requirements	32,190,686
27	Stationery	30,430,528
28	Various navigational services	29,822,273
29	Hygienic materials	28,570,526
30	Medical	28,535,158
31	Fruits and Vegetables	17,084,084
32	Importing a Gold Commodity	15,939,281
33	Butter	10,590,354
34	Carpets and Textiles	6,223,699
35	Veterinary Medicines	6,185,012
36	Ghee	4,070,004
37	Fish and Marines	3,895,720
38	Special requests for Libyan Wings Company	3,690,357
39	Libyan Express Transport Company	2,652,760
40	Insurance Companies Transfers	2,590,669
41	Other Goods	1,634,557
42	MedSky Airways Company requests	664,251
43	Oya Airways Company	647,618
44	Ghadames Airways Company	468,136
45	General Electricity Company Supplies	380,013
46	Training Courses Transfers	41,135
47	Insurance Companies Requests	29,600
48	Flight Tickets	23,874

Accepted Coverage Requests
According to Country of Origin - Private Sector
During (01/01 - 31/08/2025)

"Descending order"

Order.	Country of origins	Value in USD
1	Türkiye	2,909,047,915
2	China	1,568,896,321
3	Egypt	1,270,077,393
4	India	682,497,311
5	Russian Federation	511,890,007
6	Italy	371,110,006
7	Brazil	330,304,124
8	Tunisia	266,639,395
9	United Arab Emirates	252,138,944
10	Thailand	242,569,601
11	Ukraine	228,252,482
12	Germany	202,827,658
13	United States	183,147,417
14	France	166,853,415
15	Romania	159,729,795
16	Saudi Arabia	133,233,199
17	Spain	117,677,214
18	Netherlands	116,161,499
19	Argentina	114,074,830
20	Ireland	104,956,028
21	Europe	82,065,105

22	South Korea	78,287,872
23	Belgium	69,415,073
24	Indonesia	66,617,189
25	New Zealand	55,308,194
26	Japan	50,505,986
27	United Kingdom	48,718,527
28	Sri Lanka	45,362,785
29	Poland	43,771,225
30	Ecuador	35,355,878
31	Jordan	35,312,444
32	Bulgaria	31,079,708
33	Serbia	30,297,402
34	Switzerland	29,546,688
35	Algeria	28,971,957
36	Sweden	27,854,674
37	Viet Nam	25,407,112
38	Austria	24,118,989
39	Greece	23,147,203
40	Canada	19,208,742
41	Portugal	18,179,940
42	Morocco	16,987,925
43	Oman	16,437,456
44	Iraq	15,353,254
45	Slovenia	14,929,625
46	Denmark	13,209,894
47	Malta	11,514,560
48	Hungary	9,993,343
49	Guatemala	9,574,000

50	Syria	9,314,038
51	Finland	6,284,632
52	Oman	6,230,766
53	Lithuania	4,957,887
54	Slovakia	4,922,093
55	Cyprus	4,315,402
56	Asia	3,849,457
57	Colombia	3,318,720
58	Pakistan	3,211,647
59	Malaysia	3,096,002
60	Uruguay	2,560,200
61	Gabon	2,500,013
62	Cambodia	2,300,323
63	Mexico	2,268,163
64	Bahrain	2,233,027
65	Australia	2,187,683
66	South Africa	1,522,131
67	Taiwan	1,509,773
68	Lebanon	1,407,732
69	Equatorial Guinea	1,283,845
70	Europe	1,115,039
71	Qatar	1,114,000
72	Costa Rica	1,105,071
73	Bangladesh	1,099,363
74	Norway	976,080
75	Former Yugoslav Republic of Macedonia	936,995
76	Czech Republic	898,210
77	Singapore	840,640
78	Ethiopia	663,098

79	Korea, North	497,860
80	Nigeria	462,409
81	Sant Marino	416,260
82	Monaco	407,931
83	Uganda	367,500
84	Namibia	344,819
85	Kenya	286,147
86	Albania	274,300
87	Hong Kong S.A.R.	221,889
88	Croatia	208,945
89	Kazakhstan	176,650
90	Yemen	167,300
91	Mauritius	165,000
92	Bosnia and Herzegovina	153,585
93	Kuwait	152,240
94	Turkmenistan	139,490
95	Central African Republic	56,555
96	American Samoa	54,939
97	Tanzania	39,658
98	Sierra Leone	22,562
99	Estonia	13,461

Accepted Coverage Requests
According to Country of Origin - Private Sector
During (01/01 - 31/08/2025)

"Descending order"

Order.	Country of origins	Value in USD
1	United Arab Emirates	3,079,493,261
2	Türkiye	2,496,399,015
3	Egypt	1,209,907,434
4	Switzerland	495,958,886
5	China	475,693,485
6	United Kingdom	404,557,820
7	Italy	324,668,791
8	Tunisia	318,510,759
9	Spain	202,344,858
10	Thailand	155,333,935
11	Japan	154,788,124
12	Austria	137,192,744
13	Netherlands	114,521,098
14	Singapore	98,620,328
15	Slovakia	96,641,086
16	Jordan	90,018,830
17	France	86,400,497
18	South Korea	80,752,428
19	Germany	76,190,944
20	Saudi Arabia	57,652,379

21	Belgium	48,402,020
22	Canada	45,772,046
23	Hong Kong S.A.R.	43,957,389
24	New Zealand	42,884,814
25	Indonesia	42,174,722
26	India	41,702,831
27	Oman	40,099,972
28	Ukraine	39,274,047
29	Sri Lanka	38,544,875
30	Malta	36,482,578
31	United States	32,538,152
32	Brazil	31,981,502
33	Bahrain	31,632,669
34	Algeria	27,764,832
35	Sweden	26,254,174
36	Morocco	22,291,395
37	Cyprus	20,423,920
38	Ireland	19,546,854
39	Greece	16,521,785
40	Hungary	16,220,356
41	Denmark	15,382,852
42	Slovenia	15,163,195
43	Poland	14,979,180
44	Oman	14,155,266
45	Mauritius	13,089,219
46	Luxembourg	13,045,799

47	Ecuador	10,326,498
48	Portugal	10,014,094
49	Romania	8,449,258
50	Australia	6,675,960
51	Viet Nam	6,559,905
52	Russian Federation	5,822,500
53	Bulgaria	4,854,037
54	Lithuania	3,686,871
55	Pakistan	3,211,647
56	Finland	2,595,620
57	Korea, North	2,423,380
58	Botswana	1,651,500
59	Malaysia	1,526,209
60	Argentina	1,454,424
61	Lebanon	1,375,765
62	South Africa	1,290,578
63	Georgia	1,207,125
64	Croatia	1,206,445
65	Serbia	1,161,039
66	Europe	1,115,039
67	Qatar	1,114,000
68	Liechtenstein	1,070,493
69	Andorra	970,084
70	Former Yugoslav Republic of Macedonia	936,995
71	Europe	732,274
72	Taiwan	610,383

73	Kenya	523,919
74	Nigeria	462,409
75	Czech Republic	353,651
76	Sant Marino	310,355
77	Albania	274,300
78	Monaco	243,440
79	Iraq	210,004
80	Colombia	187,488
81	Bosnia and Herzegovina	153,585
82	Kuwait	152,240
83	Gabon	110,063
84	Estonia	105,571
85	Saint Helena	100,000
86	American Samoa	54,939
87	Sierra Leone	47,201
88	Kazakhstan	4,400

Accepted Coverage Requests
Accepted Coverage Requests
List of all entities - Public Sector
During (01/01 - 31/08/2025)

"Descending order"

Order.	Entity Name	Value in USD
1	Libyan Iron and Steel Company	246,491,319
2	National Cancer Authority	188,009,583
3	Libya Development and Reconstruction Fund	118,853,507
4	Jalyana Free Zone	118,119,999
5	Social Security Fund	65,406,250
6	Almadar Aljadid Company	29,621,246
7	Az Zawiya Oil Refining Company	29,000,500
8	National Development Agency	26,129,514
9	Aletihad Alarabee Contracting Company J.S.C	22,790,128
10	Administrative Centres Development Authority	21,178,317
11	Libyana Mobile Phone Company	12,903,094
12	Afriqiyah Airways	9,571,173
13	Al Ahlia Cement Company J.S.C	7,326,433
14	Libya Insurance Company	5,944,766
15	Libya Telecom and Technology Company J.S.C	4,277,052
16	Misurata Free Zone	3,666,173
17	National Mills and Feed Company	3,281,519
18	General Company for General Cleaning Services Tripoli	3,114,350
19	Housing and Utilities Projects Implementation Authority	2,735,717
20	Libyan International Telecommunications Company	1,721,433
21	Libyan Airlines	1,695,539
22	The Libyan Academy for Communications and Informatics	1,484,251
23	Libyan Ports Company	1,212,370
24	Requests for Transportation Projects Board	1,105,340

25	Electrical Industries Company	917,991
26	Libyan Federation of Insurance Companies	779,533
27	Alinma Electric Investments Company	738,926
28	Al-Moalej Al-Hakim Medical Services Company	557,960
29	Tatweer Industrial Investment Company	321,900
30	Libyan Post Telecommunications & Information Technology Company	300,000
31	Libyan Cement Company for Building Materials Industry	255,009
32	Awqaf General Authority and Islamic Affairs	197,910
33	Ataqneya Company for Telecom and Data	148,580
34	Libyan Ground Services Company	95,606
35	National Agricultural Aviation Authority	51,370
36	National Trailers Company J.S.C	50,309
37	Hatef Libya Company	42,999
38	Libyan Project Management Company with the private sector	40,500

Accepted Coverage Requests
According to Goods or Services - Public Sector
During (01/01 - 31/08/2025)
"Descending order"

Order.	Goods or Services	Value in USD
1	Machinery and Equipment	195,252,436
2	Human Medicines	188,009,583
3	Libyan Iron and Steel Company Requirements	149,281,240
4	Production and Operation Requirements	135,060,769
5	Housing Projects Authority Requests	85,808,181
6	Furniture	37,500,000
7	Transportation, Tires, Supplies and Spare Parts	25,337,091
8	Communications and IT Services	17,721,318
9	Aletihad Alarabee Contracting Company J.S.C	16,095,000
10	Almadar Aljadid Company	14,092,428
11	Airline Transfers	11,172,673
12	Social Security Fund	10,000,000
13	Libya Development and Reconstruction Fund	9,603,350
14	Al Ahlia Cement Company J.S.C	7,326,433
15	Insurance Company Transfers	6,719,382
16	Libyana Mobile Phone Company Requests	4,941,797
17	Libya Telecom and Technology Company	4,327,881
18	Feeds	3,281,519
19	Housing Projects Authority Requests	2,735,717
20	Essential Commodity Production Requirements	1,105,340

21	Electronic Devices	1,082,101
22	Port Operating Requirements	780,130
23	Training Course Transfers	652,978
24	Libyan Ports Company	639,527
25	Goods for Public Services	515,040
26	Port Operation and Maintenance Requirements	432,240
27	Production and Operation Services	214,600
28	Awqaf General Authority and Islamic Affairs	197,910
29	Libyan Airlines Requirements	123,434
30	Hatef Libya Company Operating Supplies	42,999
31	Medical Treatment Transfers	42,920
32	Miscellaneous	40,500
33	Airports Authority	1,649

Accepted Coverage Requests
According to Country of Origin - Public Sector
During (01/01 - 31/08/2025)

"Descending order"

Order.	Country of origin	Value in USD
1	Brazil	148,401,361
2	United Arab Emirates	115,896,735
3	Türkiye	72,146,767
4	Switzerland	60,481,191
5	Europe	55,823,185
6	United States	55,648,283
7	Bahrain	54,805,598
8	Belgium	54,314,118
9	Ireland	44,301,098
10	China	43,600,272
11	Germany	35,062,772
12	Greece	29,169,980
13	Thailand	20,607,434
14	Spain	20,200,493
15	Tunisia	17,711,018
16	Angola	16,095,000
17	India	14,530,192
18	France	12,426,954
19	Egypt	10,833,373

20	Austria	9,953,837
21	Sweden	7,183,983
22	United Kingdom	5,283,083
23	Malaysia	4,995,000
24	Italy	3,668,270
25	Netherlands	3,383,966
26	Ukraine	3,281,519
27	Argentina	2,048,068
28	Luxembourg	1,806,550
29	Hong Kong S.A.R.	1,646,648
30	Jordan	1,234,892
31	Saudi Arabia	1,211,711
32	Finland	938,151
33	Portugal	312,756
34	Malta	269,985
35	Canada	245,894
36	Denmark	201,416
37	Poland	196,885
38	Bulgaria	107,207
39	Lithuania	68,136
40	Mauritius	40,436
41	Sierra Leone	3,949

Accepted Coverage Requests
According to Beneficiary Country - Public Sector
During (01/01 - 31/08/2025)

"Descending order"

Order.	Beneficiary Country	Value in USD
1	United Arab Emirates	238,829,770
2	Switzerland	161,610,953
3	Brazil	100,403,708
4	Tunisia	78,256,492
5	Bahrain	54,955,598
6	United Kingdom	46,048,052
7	China	40,610,092
8	Jordan	36,106,220
9	Greece	29,169,980
10	Qatar	20,607,434
11	Germany	19,137,675
12	Angola	16,095,000
13	Netherlands	15,469,058
14	Italy	13,866,325
15	France	12,551,958
16	Türkiye	11,366,648
17	Spain	7,146,133
18	United States	6,100,514
19	India	4,805,442

20	Egypt	4,142,373
21	Austria	3,153,375
22	Argentina	2,048,068
23	Finland	1,777,843
24	Hong Kong S.A.R.	1,646,648
25	Saudi Arabia	1,211,711
26	Belgium	664,118
27	Sweden	583,944
28	Malta	434,154
29	Luxembourg	345,900
30	Portugal	312,756
31	Canada	245,894
32	Denmark	201,416
33	Bulgaria	107,207
34	Lithuania	68,136
35	Mauritania	40,436
36	Lebanon	13,186
37	Sierra Leone	3,949

Accepted Coverage Requests
Foreign Transfers - Salaries
During (01/01 - 31/08/2025)
"Descending order"

Order.	Entity	Value in USD
1	Egypt Air Company	20,103,770
2	Turkish Airlines Air Transport Company	14,630,466
3	Sahara Bank	4,035,617
4	Al Andalus Bank Company	4,000,000
5	Royal Jordanian Airlines branch office	3,612,882
6	Royal Air Marococan the national airline of Morocco	2,925,352
7	Wahda Bank	1,229,644
8	Daman Islamic Bank	1,064,202
9	Mediterranean Bank	755,000
10	(44) Salary transfers for foreigners	463,803
11	Al Masdar Exchange Services Company	463,000
12	Islamic Finance Bank	428,786
13	Arab Islamic Investment Bank banking services	400,000
14	Alaman Bank for Trade and Investment	303,444
15	National Commercial Leasing Company	166,315

Accepted coverage requests
By beneficiary country - various entities and salary transfers for
During (01/01 - 31/08/2025)

"Descending order"

Order.	Beneficiary Country	Value in USD
1	Egypt	20,505,407
2	Türkiye	14,649,366
3	United States	4,400,000
4	Jordan	3,639,482
5	Morocco	2,956,103
6	Lebanon	2,719,242
7	United Arab Emirates	1,602,250
8	Tunisia	1,355,382
9	United Kingdom	755,000
10	Switzerland	750,000
11	Belgium	420,577
12	France	303,444
13	Ireland	193,368
14	Philippines	100,185
15	Ukraine	74,282
16	India	47,870
17	Uzbekistan	29,800
18	Slovakia	29,687
19	Bangladesh	15,785
20	Bahrain	9,897
21	Poland	7,585
22	Pakistan	7,200
23	Germany	5,429
24	Romania	4,940