

# Central Bank of Libya

## Commercial Banks' Uses of Foreign Exchange

During (1/1 - to 30/11/2025)



Research and Statistics Department

## Foreign Exchange Expenditures' Movement Analysis

From 1/1 – to 30 /11/2025

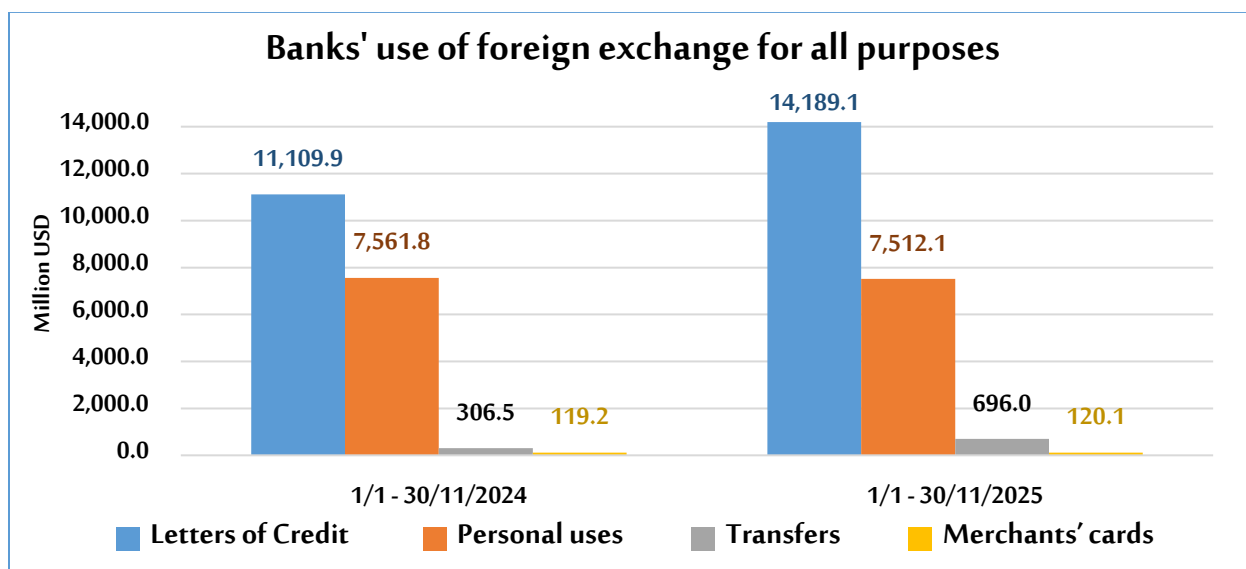
The total uses of foreign exchange by banks from 1/1 – to 30 /11/2025 recorded to about \$22,517,278,250 compared to \$19,097,368,715 during the same period of 2024, which is an increase of about \$ 3,419,909,535 with a rate of 17.9%.

The letters of credit accounted for 63.0% of total bank uses of foreign exchange, personal purposes accounted for 33.4% of total bank uses of foreign exchange, while transfers accounted for only 3.6% of total uses.

### The actual banks' uses of foreign exchange for all purposes

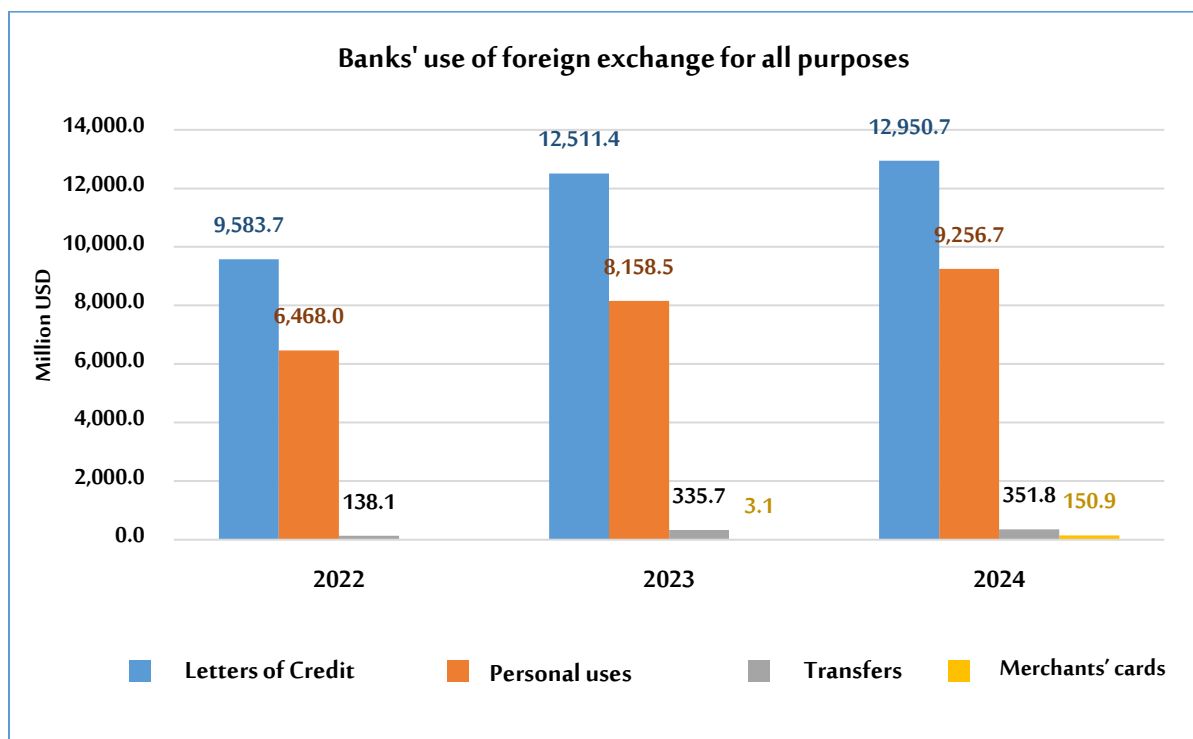
" in USD "

Item	From 1/1 to 30/11 2024	From 1/1 to 30/11 2025	Change in value	Percentage change
Letters of Credit	11,109,930,355	14,189,085,369	3,079,155,014	27.7
Transfers	306,476,629	695,990,917	389,514,288	127.1
Personal uses	7,561,784,179	7,512,136,729	- 49,647,450	- 0.7
Merchants' cards	119,177,553	120,065,236	887,683	0.7
<b>Total</b>	<b>19,097,368,715</b>	<b>22,517,278,250</b>	<b>3,419,909,535</b>	<b>17.9</b>





The following is a graph showing the actual uses of foreign currency by banks during the last three year (2022 – 2024):





### **Amounts sold to banks in foreign exchange for all purposes:**

In the context of monitoring the performance of banks operating in the local market with regard to the use of foreign currency, the table below shows the distribution of foreign currency sold by commercial banks during the period 1/1 – to 30/11/2025. According to the table below, it is clear that [Aman Bank for Trade and Investment](#) was the most bank purchased foreign exchange from 1/1 – to 30/11/2025 with a market share of 15.8%, as the total amounts of foreign exchange purchased was about \$3,563,094,913, followed by [National Commercial Bank](#) with a market share of 10.9%, as the total amounts of foreign exchange purchased was about \$2,458,212,887, then [Wahda Bank](#) was in the third place with a value of \$2,261,993,955, then [Jumhouria Bank](#) was in the fourth place with a value of \$2,194,295,702. Then [Nuran Bank](#) was ranked in fifth place with a value of \$1,284,606,789, then [United Bank for Trade and Commerce](#) was in sixth place with a value of \$1,178,995,475.

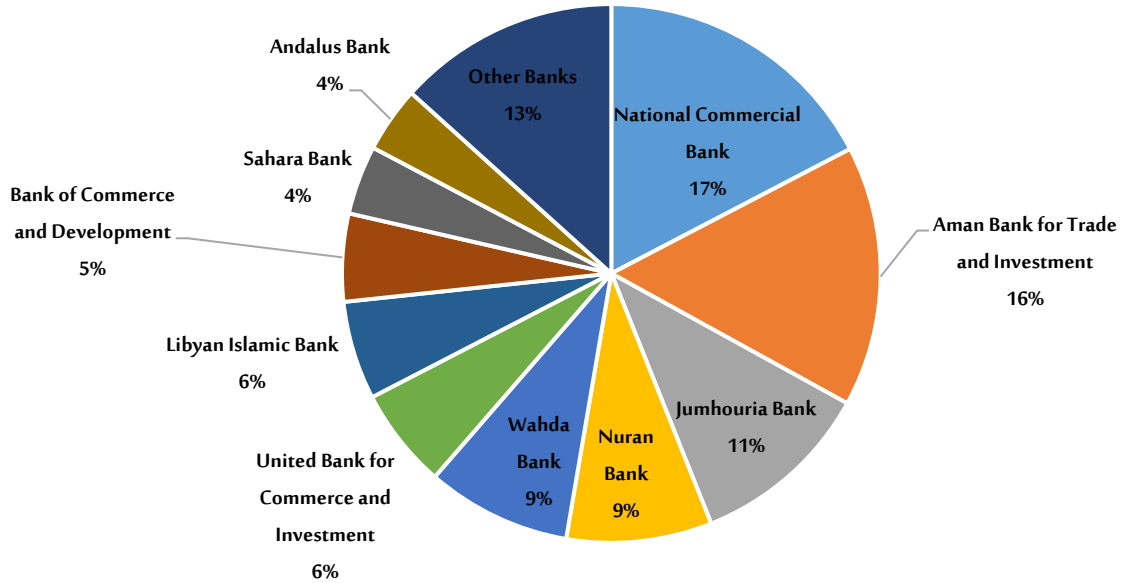
The following banks come in terms of relative importance in order: [North Africa Bank, Trade and Investment Bank, Libyan Islamic Bank, Assaray Bank, Sahara Bank, and Andalus Bank](#), as shown in the table below, which also contains the order in which banks were in the same period of 2024.

### Ranking of banks according to the total amounts sold of foreign exchange.

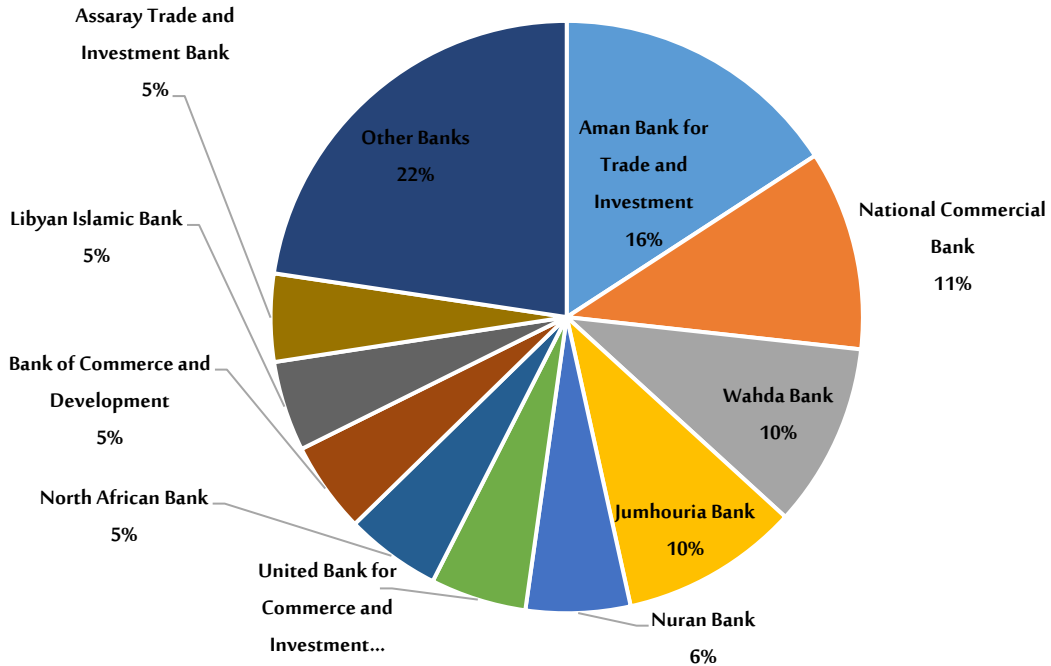
Bank	From 1/1 to 30/11 2024			From 1/1 to 30/11 2025		
	Order	Value in USD	Market Share	Order	Value in USD	Market Share
Aman Bank for Trade and Investment	2	2,990,556,211	15.7%	1	3,563,094,913	15.8%
National Commercial Bank	1	3,313,641,261	17.4%	2	2,458,212,887	10.9%
Wahda Bank	5	1,659,813,761	8.7%	3	2,261,993,955	10.0%
Jumhouria Bank	3	2,089,782,607	10.9%	4	2,194,295,702	9.7%
Nuran Bank	4	1,667,353,764	8.7%	5	1,284,606,789	5.7%
United Bank for Commerce and Investment	6	1,150,484,454	6.0%	6	1,178,995,475	5.2%
North African Bank	11	695,466,511	3.6%	7	1,175,735,053	5.2%
Bank of Commerce and Development	8	1,007,048,030	5.3%	8	1,117,083,290	5.0%
Libyan Islamic Bank	7	1,129,180,594	5.9%	9	1,106,924,319	4.9%
Assaray Trade and Investment Bank	12	567,724,565	3.0%	10	1,079,690,736	4.8%
Sahara Bank	9	791,247,310	4.1%	11	1,013,169,075	4.5%
Andalus Bank	10	755,350,443	4.0%	12	727,352,337	3.2%
Yaqeen Bank	17	134,708,775	0.7%	13	709,129,864	3.1%
Libyan Foreign Bank	14	172,144,989	0.9%	14	537,168,426	2.4%
First Gulf Libyan Bank	13	526,062,081	2.8%	15	478,830,178	2.1%
Tadhamon Bank	15	153,513,684	0.8%	16	459,284,739	2.0%
Mediterranean Bank	18	104,952,131	0.5%	17	373,923,342	1.7%
Alwaha Bank	16	150,420,217	0.8%	18	261,156,925	1.2%
National Union Bank	21	108,000	0.0%	19	213,206,204	0.9%
Arab Investment Islamic Bank	20	8,654,923	0.0%	20	202,510,494	0.9%
Alwafa Bank	19	29,154,406	0.2%	21	110,419,700	0.5%
Islamic Finance Bank	-	-	-	22	10,493,847	0.05%
<b>Total</b>	-	<b>19,097,368,715</b>	<b>%100.0</b>	-	<b>22,517,278,250</b>	<b>%100.0</b>



**Relative importance by bank for foreign currency uses  
From January to November 2024**



**Relative importance by bank for foreign currency uses  
From January to November 2025**





## Amounts sold to banks in foreign currency (according to the purpose)

“In Millions of USD”

Order	Bank	Letters of Credit		Miscellaneous Transfers		Personal Purposes		Merchants' cards	
		From 1/1 to 30/11 2024	From 1/1 to 30/11 2025	From 1/1 to 30/11 2024	From 1/1 to 30/11 2025	From 1/1 to 30/11 2024	From 1/1 to 30/11 2025	From 1/1 to 30/11 2024	From 1/1 to 30/11 2025
-1	Aman Bank for Trade and Investment	959,981,984	1,122,204,523	1,866,634	11,163,490	1,970,587,100	2,364,352,900	58,120,493	65,374,000
-2	National Commercial Bank	2,083,508,923	1,437,937,090	2,434,137	971,897	1,191,598,200	1,016,203,900	36,100,000	3,100,000
-3	Wahda Bank	850,715,516	1,378,258,536	9,855,945	362,545,133	799,242,300	520,590,285	0	600,000
-4	Jumhouria Bank	1,321,767,055	1,607,438,814	6,523,152	1,240,588	761,492,400	585,616,300	0	0
-5	Nuran Bank	1,325,412,243	937,571,820	22,794,221	6,369,334	308,422,800	322,533,400	10,724,500	18,132,236
-6	United Bank for Commerce and Investment	563,523,354	668,529,475	0	0	586,780,600	505,801,000	180,500	4,665,000
-7	North African Bank	415,482,766	789,083,196	29,378,345	15,674,858	249,623,900	367,127,500	981,500	3,849,500
-8	Bank of Commerce and Development	354,278,813	567,926,313	72,659,418	57,608,977	579,009,800	490,446,000	1,100,000	1,102,000
-9	Libyan Islamic Bank	787,889,701	830,932,748	18,852,893	3,499,702	322,438,000	265,533,468	0	6,958,400
-10	Assaray Trade and Investment Bank	465,299,192	988,564,608	9,964,513	22,992,328	81,365,300	64,258,300	11,095,560	3,875,500
-11	Sahara Bank	448,836,727	676,982,765	19,283,182	41,640,511	323,127,400	293,945,800	0	600,000
-12	Andalus Bank	640,410,728	599,043,692	14,011,719	4,240,145	100,927,996	124,068,500	0	0
-13	Yaqeen Bank	7,127,904	447,777,505	616,371	21,731,484	126,589,500	237,172,375	375,000	2,448,500
-14	Libyan Foreign Bank	107,076,238	408,669,442	64,467,252	128,498,984	601,500	0	0	0
-15	First Gulf Libyan Bank	496,767,073	469,239,848	28,195,608	9,007,030	1,099,400	583,300	0	0
-16	Tadhamon Bank	123,064,384.220	391,216,039	2,060,800	0	28,388,500	68,068,700	0	0
-17	Mediterranean Bank	81,245,155	171,973,276	812,193	5,473,566	22,394,783	187,116,400	500,000	9,360,100
-18	Alwaha Bank	52,759,573	172,988,360	1,977,244	20,565	95,683,400	88,148,000	0	0
-19	National Union Bank	0	211,886,704	0	0	108,000	1,319,500	0	0
-20	Arab Investment Islamic Bank	7,931,922	199,050,169	723,001	3,312,325	0	148,000	0	0
-21	Alwafa Bank	16,851,106	101,316,600	0	0	12,303,300	9,103,100	0	0
-22	Islamic Finance Bank	0	10,493,847	0	0	0	0	0	0
	<b>Total Grand</b>	<b>11,109,930,355</b>	<b>14,189,085,369</b>	<b>306,476,629</b>	<b>695,990,917</b>	<b>7,561,784,179</b>	<b>7,512,136,729</b>	<b>119,177,553</b>	<b>120,065,236</b>

## Accepted banks' requests to cover Letters of Credit and transfers, except for personal purposes, from 1/1 – to 30/11/2025:

As part of monitoring the movement of foreign exchange demand through commercial banks, the number of beneficiaries (companies, factories, public and other entities, and foreign individual salaries) whose applications for letters of credit and various transfers (excluding personal purposes) were accepted during the period from 1/1 – to 30/11/2025, reached approximately 2,963 entities, with a total of 16,855 applications accepted.

Letters of credit accounted for the largest share of applications, totaling 14,641, representing 86.9% of the total accepted applications, as shown in the following tables:

### Number of accepted applications for foreign exchange purchase - by sectors

Sectors	Number of companies, factories, or entities
Private Sector	2,835
Public Sector	47
Miscellaneous Entities	81
<b>Total</b>	<b>2,963</b>

### Number of accepted applications for foreign exchange purchases by type of transfer

Transfer type	Number of requests			Total	Relative Importance %
	Private Sector	Public Sector	Banking Sector		
Letters of Credit	14,392	239	10	14,641	86.9%
Airlines Transfers	1,434	54	36	1,524	9.0%
Commercial Transfers	91	193	8	292	1.7%
Other Transfers	21	94	83	198	1.2%
Insurance Transfers	39	78	0	117	0.7%
Salary Transfers	0	0	64	64	0.4%
Industrial Transfers	8	1	0	9	0.1%
Gold Import Transfer	10	0	0	10	0.1%
<b>Total</b>	<b>15,995</b>	<b>659</b>	<b>201</b>	<b>16,855</b>	<b>100.0%</b>



## Major purchase orders for goods or services

During the period (1/1 – 30/11/2025)

"Descending order "

Order.	Good or Service	Value in USD	Relative Importance %
1	Production and Operation Supplies	3,456,012,054	22.8%
2	Miscellaneous Food Commodities	3,261,323,625	21.6%
3	Building Materials and Construction Supplies	1,456,878,262	9.6%
4	Transportation, tires, batteries and spare parts	895,750,479	5.9%
5	Machinery and Equipment	887,534,009	5.9%
6	Electronic Equipment	798,490,948	5.3%
7	Feeds	606,768,818	4.0%
8	Human Medicines	535,440,490	3.5%
9	Agricultural Machinery and Equipment	482,914,100	3.2%
10	Live and frozen meat	385,441,540	2.5%

## Banks' requests for letters of credit and transfers

**(By most important beneficiary countries)**

An analysis of the distribution of foreign exchange purchase requests submitted by the private sector through commercial banks revealed that 98 countries around the world benefited from these requests. The table below shows that 27.2% of total bank transfers covering letters of credit and various transfers during the period (1/1 - until 30/11/2025), were directed to the United Arab Emirates, which topped the list of beneficiary countries. Türkiye came in second with 23.4%, followed by Egypt with 10.2%, and China with 4.9%.

The following table lists the top ten countries that benefited from private sector foreign exchange requests during the indicated period.

## Banks' requests for letters of credit and transfers (according to the most important beneficiary countries)

During (1/1 – 30/11/2025)

Order.	Beneficiary Country	Value in USD	Relative Importance %
1	United Arab Emirates	4,114,510,583	27.2%
2	Türkiye	3,544,946,257	23.4%
3	Egypt	1,542,597,749	10.2%
4	China	743,491,633	4.9%
5	Switzerland	654,955,106	4.3%
6	United Kingdom	573,265,721	3.8%
7	Italy	487,198,203	3.2%
8	Tunisia	442,983,725	2.9%
9	Spain	260,765,628	1.7%
10	Austria	200,886,760	1.3%

## Banks' requests for letters of credit and transfers

**(According to the most important countries of origin of goods or services)**

The table below shows the values of banks' foreign exchange orders by country of origin of goods or services during the period (1/1 - 30/11/2025). The goods and services of Turkish origin ranked first and accounted for 26.5% of the total accepted purchase orders, imports of goods and services of Chinese origin were second attributed to 14.2% of the total. While, goods and services of Egyptian origin ranked third and accounted for 11.2%, and goods and services of Indian origin represented 5.8% and Russian origin accounted 4.8% of the total. The following table lists the top ten countries out of 109 countries worldwide that were the origin of the goods or services covered by foreign currency purchase requests during the specified period.



## Banks' requests for letters of credit and transfers

(According to the most important countries of origin of goods or services)

During (1/1 – 30/11/2025)

Order.	Country of origins	Value in USD	Relative Importance %
1	Türkiye	4,009,237,281	26.5%
2	China	2,147,267,577	14.2%
3	Egypt	1,701,765,016	11.2%
4	India	874,854,458	5.8%
5	Russian Federation	720,379,721	4.8%
6	Italy	542,013,522	3.6%
7	Brazil	399,765,823	2.6%
8	Tunisia	378,712,926	2.5%
9	United Arab Emirates	367,553,014	2.4%
10	Ukraine	330,560,471	2.2%



## Appendices

**Accepted Coverage Requests**  
**List of all Companies and Factories**  
**During (01/01 - 30/11/2025)**

**"Descending order"**

Order.	Country of origins	Value in USD
1	Wad alibia for Manufacturing Cement and Building Materials	177,045,000
2	Toyota Libya for Car Trading, Spare Parts, Import and Export	150,223,250
3	Alnaseem for Food Industries	132,470,634
4	Aljowda Alalamia Alola for Manufacturing Feed, Flour Mills and Food Industries	131,272,682
5	Barniq for Aviation	119,678,971
6	Allibia Almotahida for Beverage Filling	119,628,057
7	Africa for Beverage Filling	112,389,109
8	Wadi Alkof for Mills, Feed and Rice Mills	111,669,503
9	Aljbal for Feed Manufacturing	96,961,708
10	Majmouat Alemtiaz for Importing Various Transportation Means and Accessories	96,761,654
11	Besmati for Food Industries	89,764,464
12	Alwesam Aldhahabi for Flour Manufacturing and Rice Mills	86,076,001
13	Nabd Alatsi for Importing Foodstuffs, Livestock and Meat	80,315,473
14	Alasemnt Allibia for Manufacturing Building Materials	79,828,566
15	Bashaer Alzahraa for Food and Soft Drinks Manufacturing	78,130,203
16	Aldaqa Aldhahabiya for Food Industries	78,041,556
17	Aali Sidra for Manufacturing Building Materials	77,736,410
18	Almuheet for Oil Refining	75,110,000
19	Aljade for Importing Foodstuffs	74,327,174
20	Alsandan Almotalaq for Food and Soft Drinks Manufacturing	72,401,081
21	Almaher Aldawli for Mills and Feed	68,015,433
22	Savana Alalamia for Feed Manufacturing	67,881,000
23	Solb Libya Almottahid for Iron and Steel Manufacturing	67,234,066
24	Alsharq Allibi for Mills, Feed and Rice Mills	60,978,800
25	Qartaba for Mills and Feed	60,469,321
26	Fardas for Pasta and Couscous Manufacturing	60,367,352
27	Alzarka Alalamia for Food Industries	56,103,838
28	Ghalia for Importing and Distributing Foodstuffs	54,232,212
29	Alshorouq Alalami for Food Industries	53,766,271
30	Drob Libya for Importing Transportation Means and Accessories	53,484,998
31	Majmouat Almorwa for Mills, Feed and Rice Mills	53,441,625
32	Almasbouat for Manufacturing Building Materials	52,927,681
33	Alshams Alsatea for Food Industries	51,210,816
34	Aljade for Food Industries	50,848,117

35	Alsad Aljadeed for Feed Manufacturing and Derivatives	50,521,089
36	Altasameem Alraeda for Manufacturing Building Materials	47,909,161
37	Ghitha Alneel for Importing Foodstuffs, Vegetables, Fruits, Livestock and Meat	47,670,515
38	Joudy for Food Industries	47,651,528
39	Basmat Aljowda for Importing Foodstuffs, Livestock and Meat	47,196,925
40	Almotahida Alarabia for Manufacturing Cleaning Materials	46,464,100
41	Tripoli Alkobra for Manufacturing, Filling and Packaging Tomato Paste and Foodstuffs	45,843,300
42	Marmara Alandalus for Importing Building Materials and Sanitary Materials	45,565,775
43	Almohandes for Plastic Industries and Metal Works	44,870,443
44	Almadad for Importing Building Materials	44,700,997
45	Alrayhan for Food Manufacturing	44,353,000
46	Tayseer Aldawaeya for Importing Medical Equipment, Medicines, Medical Preparations and Mother & Baby Supplies	43,010,394
47	Almotakhasis Alhadith for Food and Soft Drinks Manufacturing	41,838,950
48	Aldrob for Manufacturing Bitumen and Insulation Materials	41,755,150
49	Althamarat Allibia for Importing Foodstuffs, Fruits and Meat	41,673,548
50	Oya Alalamia for Aviation (LLC)	40,902,960
51	Alpha for Importing Medicines, Medical Equipment, Medical Preparations and Mother & Baby Supplies	40,429,160
52	Alsawahl Aldhahabiya for Importing Foodstuffs	40,116,065
53	Alslam for Food Industries	39,698,983
54	Almarai Alkhisba for Mills, Feed and Rice Mills	39,557,700
55	Aali Alandalus for Food Industries	39,302,079
56	Albarqa Albaidha for Oil Services	37,974,000
57	Alnasya Alittehadia for Importing Foodstuffs, Livestock and Meat	37,927,135
58	Alhaj Anwar for Importing Foodstuffs, Livestock and Meat	37,817,885
59	Tariq Alqara for Importing Foodstuffs	37,545,920
60	Alnaeim for Mills, Feed and Grains	37,328,125
61	Qartaj for Food Industries	37,304,333
62	Alnajaah Alraeda for Engineering Industries	37,139,776
63	Alnafetha Alsihiya for Importing Medical Equipment and Supplies	36,810,516
64	Jenan Alkhair Almotamayeza for Manufacturing Building Materials and Accessories	36,528,767
65	Adwa Africa for Importing Foodstuffs, Livestock and Meat	36,228,866
66	Rayan for Mills and Feed	35,767,446
67	Masanat Altawoon for Feed Manufacturing	35,653,500
68	Almotawast for Feed Manufacturing	34,762,500
69	Majmouat Alfakhama for Smelting and Forming Metals	34,609,328
70	Atyaf Alkhair for Mills and Feed	34,484,703
71	Alzumroda Alalamia for Food Industries, Mills and Rice Mills	33,977,682
72	Almask Alabyad for Importing Foodstuffs, Livestock and Meat	33,935,560
73	Tamar Hend for Importing Cars and Spare Parts	33,914,631
74	Asr Albinaa Aldawli for Importing Building Materials and Accessories	33,323,760
75	Badia Alsahraa for Importing Transportation Means and Accessories	33,019,725

76	Alshat Aljadeed for Importing Tobacco, Cigarettes and Supplies	32,879,400
77	Almadaq Altayeb for Importing Foodstuffs, Livestock and Meat	32,842,600
78	Majmouat Alraedon for Manufacturing Building Materials	32,692,919
79	Sama Alibia for Importing Foodstuffs, Livestock and Meat	32,655,780
80	Majmouat Almawashi Alhaya for Importing Foodstuffs, Livestock and Meat	32,543,100
81	Alamana for Importing Medical Equipment, Medical Preparations and Mother & Baby Supplies	32,381,835
82	Almira for Food Industries	32,324,425
83	Alwesal Allibia for Mills and Feed	32,185,485
84	Dunia Libya for Food Industries	32,180,000
85	Atlas Alfaneya for Food Industries	32,040,377
86	Dar Qartaba for Importing Medical Equipment, Medicines, Medical Preparations and Mother & Baby Supplies (LLC)	31,960,048
87	Alittehad Alarabi for Feed Manufacturing and Grain Grinding	31,576,306
88	Qasreen Aldawa for Importing Medical Equipment, Medicines and Medical Preparations	31,450,448
89	Majmouat Alemtiaz for Importing Agricultural Machines and Supplies	30,710,363
90	Alajniha Allibya for Aviation (Joint-stock)	30,319,887
91	Zad Almotawast for Importing Household Items, Devices and Electrical & Non-electrical Materials	29,924,867
92	Almashareq Almotamayeza for Raw Materials Manufacturing	29,910,504
93	Alraseef Alfakhir for Manufacturing Building Materials	29,602,807
94	Alomara Alraqiya for Manufacturing Building Materials	29,569,751
95	Yaqeen Aljadeeda for Manufacturing Building Materials	29,568,626
96	Almaamoura for Food Industries, Mills and Feed	29,491,716
97	Hadrian for Importing Foodstuffs (LLC)	29,489,092
98	Tajoura Alhayat for Food Industries	28,991,986
99	Altrab Allibi for Importing Foodstuffs and Livestock	28,756,485
100	Alnajm Alsaed for Importing Heavy Machinery, Equipment and Spare Parts	28,349,180
101	Albuthoor Alola for Manufacturing Feed and Derivatives	28,310,136
102	Albailasan for Manufacturing Medical Supplies	28,164,850
103	Alandalus for Filling and Packaging Vegetable Oils	27,972,401
104	Alandalus for Manufacturing Pesticides	27,951,200
105	Majma Albayaan for Manufacturing Building Materials, Petrochemicals and Chemicals	27,576,305
106	Alrimal Alola for Feed Manufacturing and Derivatives	27,296,281
107	Adri for Importing Transportation Means and Accessories	27,272,971
108	Alnoqat Aljadeeda for Importing Agricultural Machines, Supplies and Spare Parts	26,135,301
109	Sama Libya for Feed Manufacturing	26,005,715
110	Ard Alsahel for Importing Heavy Machinery, Equipment, Spare Parts and Factory Equipment	25,790,035
111	Alsumood for Importing Household Items (LLC)	25,780,753
112	Alfakhama Aldhahabiya for Flour Mills and Feed Manufacturing	25,697,607
113	Saas for Manufacturing Building Materials, Paints, Plastics and Raw Materials	25,574,290
114	Almajd Alalamiya for Manufacturing Detergents, Disinfectants and Descaling Products	25,558,000
115	Almotahida Aljadeeda for Importing Tobacco, Cigarettes and Supplies	25,477,878
116	Alshorouq Allibia for Mills and Feed	25,464,538

117	Sama Almotawast for Aviation	25,453,648
118	Alsad for Mills, Feed and Pasta	25,262,440
119	Altanmia Alhaditha for Iron Industries	25,246,319
120	Alameen for Manufacturing Cleaning Materials	25,000,400
121	Altaef for Importing Foodstuffs	24,891,098
122	Alkhalij Alafriqi for Importing Heavy Machinery and Spare Parts	24,817,069
123	Rikaz Libya for Manufacturing Building Materials, Production Supplies and Paints	24,793,474
124	Global for Manufacturing Building Materials, Paints and Putties	24,608,500
125	Adwa Alquraboli for Flour Mills	24,464,465
126	Almotahida Allibya for Manufacturing Soap and Cleaning Materials	24,399,635
127	Super for Manufacturing Building Materials, Paints, Plastics and Raw Materials	24,069,136
128	Sada Alemtiaz for Importing Foodstuffs, Livestock and Meat	23,874,387
129	Alkout Aljadeed for Importing Heavy Machinery, Equipment, Spare Parts and Factory Equipment	23,814,086
130	Alsahil for Importing Livestock and Meat	23,800,896
131	Alatrag for Importing Electronics and Electrical Devices	23,625,736
132	Sajima for Manufacturing Building Materials, Paints, Plastics and Raw Materials	23,317,550
133	Almadaen for Manufacturing PVC	23,292,718
134	Omega for Chemical Industries and Packaging Materials	23,274,625
135	Ard Alataa for Food Industries	23,124,038
136	Ajawed for Importing Agricultural Machines, Supplies and Spare Parts	23,110,735
137	Tayba Alalamia for Manufacturing Ceramic, Porcelain, Marble and Granite Adhesives	23,072,450
138	Alsaqia Almotahida for Importing Raw Materials	23,059,296
139	Alofq for Importing Mother & Baby Supplies	22,924,011
140	Alaiqlimia Aljadeeda for Importing Raw Materials	22,634,064
141	Rajeha Alalamia for Importing Heavy Machinery, Equipment, Spare Parts and Factory Equipment	22,596,100
142	Alrowad Alalamia for Importing Transportation Means and Accessories	22,594,718
143	Asas Albarmaja for Software Manufacturing	22,578,470
144	Albaraka Alalamia for Importing Foodstuffs, Livestock and Meat	22,507,974
145	Alalmeya for Importing Medicines, Medical Preparations and Mother & Baby Supplies	22,467,710
146	Alnours for Feed, Mills and Rice Mills	22,437,288
147	Neptun for Manufacturing Paints and Putties	22,173,947
148	Alkhalijia Factory for Manufacturing Water and Oil Supplies	22,160,254
149	Sanao Alalamia for Importing Foodstuffs	22,065,740
150	Alrafiq Alamsal for Manufacturing Building Materials	21,601,335
151	Aseel for Manufacturing Baby Diapers and Tissue Paper	21,473,541
152	Lamsat Alhayat for Importing Medical Equipment, Medicines, Medical Preparations and Mother & Baby Supplies	21,209,608
153	Mawada for Importing Foodstuffs, Livestock and Meat	20,798,085
154	Alhosn Almateen for Iron Industries	20,688,283
155	Alquds for Manufacturing Plastic Tanks and Pipes	20,606,700
156	Bab Almatana for Importing Building Materials	20,569,490
157	Alfardous Alkhadhra for Importing Tractors, Machines, Agricultural Equipment and Materials	20,557,273



158	Burj Alreef for Importing Raw Materials	20,465,700
159	Rama for Mills and Feed	20,455,201
160	Aberat Albihar for Importing Tobacco, Cigarettes and Supplies	20,440,200
161	Almajd for Importing Lifts, Machinery and Heavy Equipment	20,264,028
162	Albonyan for Smelting and Rolling Metals	19,990,270
163	Osool Altaghnologya for Manufacturing Electronic and Electrical Devices	19,947,400
164	Panorama Libya for Feed Manufacturing	19,792,676
165	Alsafez Alraqi for Importing Household Items, Electrical and Electronic Devices	19,787,124
166	Gargar for Agricultural and Livestock Investment	19,784,000
167	Alqala Aldhahabiya for Food Industries	19,735,966
168	Mafaza Shamal Africa for Importing Cars, Spare Parts, Oils and Accessories	19,668,440
169	Allibya Group for Oil and Energy Services	19,581,000
170	Madrag Alkhairat for Food Industries	19,539,184
171	Majmouat Almazare for Importing Agricultural Machines	19,514,301
172	Alsafayeh Albaidha for Manufacturing Building Materials	19,222,000
173	Alkhairat Alalamia for Importing Transportation Means and Accessories	19,217,176
174	Almottahidon Alalamiya for Manufacturing Pipes, Plastic Containers and PVC	19,208,871
175	Altadaffoq for Importing Medical Equipment and Mother & Baby Supplies	19,171,933
176	Asaria Aldhahabiya for Importing Foodstuffs	19,157,336
177	Alfolath for Manufacturing Aluminum of All Types	19,001,840
178	Alahram Allibia for Manufacturing PVC	18,819,732
179	Zahret Alghitha for Importing Foodstuffs, Vegetables, Fruits and Livestock	18,796,421
180	Shafshaoon for Importing Raw Materials	18,791,054
181	Masanat Alnajaah for Manufacturing Mesh Sheets	18,785,324
182	Areen Alola for Importing Foodstuffs, Livestock and Meat	18,784,553
183	Aleamran for Importing Cars and Spare Parts	18,694,593
184	Mersin for Importing Household and Electrical Materials	18,655,735
185	Royal for Chemical Industries and Raw Materials	18,583,350
186	Alnakhwa Allibia for Importing Foodstuffs	18,524,848
187	Altoroq Alhaditha for Manufacturing Asphalt and Insulation Materials	18,506,586
188	Ateil for Feed and Flour Mills	18,498,825
189	Alqala for Wood Industries	18,392,809
190	Alqonsol Almotalaq for Manufacturing Cleaning Materials and Complements	18,382,199
191	Aldaqa Aldawliya for Manufacturing PVC and Derivatives	18,321,956
192	Alarabi Almotamayez for Importing Electrical and Non-electrical Devices and Spare Parts	18,269,397
193	Alibdaa for Manufacturing Detergents, Soap and Supplies	18,263,550
194	Sana Alalamia for Importing Electronic Devices, Accessories and Spare Parts	18,214,714
195	Altawasol Alfareed for Importing Electrical Devices and Household Materials	18,172,605
196	Alzohra Allibia for Food Industries	18,108,504
197	Aqar Almotamayez for Manufacturing Aluminum	18,103,611
198	Teknelogy for Manufacturing Building Materials, Paints, Plastics and Raw Materials	18,074,650

199	Adwa Alnizek for Importing Electronic Devices, Accessories and Spare Parts	17,989,685
200	Alaghthia Almotahida for Importing Foodstuffs	17,940,000
201	Alreef Alalami for Raw Materials Manufacturing	17,875,524
202	Alittijah Alsaheeh for Importing Raw Materials	17,875,275
203	Platinum Alawli for Importing Raw Materials	17,871,960
204	Beta Factory for Manufacturing Cleaning Materials	17,779,510
205	Alrabee' Factory for Feed Manufacturing	17,744,496
206	Almateen for Importing Foodstuffs	17,715,145
207	Alqala' Alhadeetha for Manufacturing Building Materials, Plastics and Raw Materials	17,711,650
208	Albinaa Altaqni for Importing Building Materials, Sanitary Materials and Accessories	17,628,700
209	Alamal for Importing Transportation Means and Accessories	17,624,074
210	Alwataniya for Plastic Industries and Packaging Materials	17,595,732
211	Maysan for Food Industries	17,539,636
212	Ain Ashmaro for Importing Foodstuffs	17,374,485
213	Sand Al-Emar for Importing Building Materials and Sanitary Materials	17,348,976
214	Aldawlia for Manufacturing Building Materials, Paints and Plastics	17,269,700
215	Emar Aldeqa for Manufacturing Aluminum and PVC	17,217,979
216	Alwahaat Almutajaddida for Importing Foodstuffs	17,168,485
217	Almadina Alhadidiya for Importing Building Materials	17,150,390
218	Almazra'a Aldawliya for Importing Foodstuffs	17,033,754
219	Ajyad Libya Al-Oula for Importing Building Materials, Sanitary Materials and Accessories	17,029,126
220	In'am Libya for Importing Feed and Supplements	16,899,750
221	Alshakl Almunasib for Importing Raw Materials	16,795,928
222	Alayadi Alnaqiya for Iron Industries	16,788,175
223	Wared Alhayah for Importing Electronic Devices, Electrical Devices and Accessories	16,686,581
224	Majmouat Alruwad for Metal Smelting and Forming	16,670,731
225	Alrafee' Factory for Wood Industries	16,629,607
226	Maysan for Manufacturing Plastics	16,595,563
227	Delta Alkhair for Food Industries	16,554,300
228	Albadia Alareeqa for Manufacturing Building Materials	16,517,690
229	Almaysem for Importing Cars and Spare Parts	16,516,340
230	Almasdar Alraqi for Food Manufacturing	16,441,500
231	Matla' Alfajr for Importing Decorations, Hardware and Cleaning Materials	16,423,904
232	Cavali for Importing Foodstuffs	16,330,408
233	Alsanawbar for Manufacturing Aluminum of All Types	16,239,627
234	Almawsem for Food Industries and Rice Mills	15,998,600
235	Alameer Allibya for Importing Foodstuffs, Livestock and Meat	15,977,813
236	Albariq Alawal for Manufacturing Building Materials, Fire Bricks, Cement and Derivatives	15,898,000
237	Libka for Food Industries	15,886,000
238	Masahat Alamal for Aluminum Manufacturing	15,833,542
239	A'ali Tarabulus for Importing Foodstuffs	15,776,625

240	Alreysha Aldhahabiya for Importing Foodstuffs (LLC)	15,682,029
241	Elm Alaman for Importing Foodstuffs	15,576,282
242	Noor Alkanary for Egg Hatching, Poultry Raising and Production	15,556,268
243	Alkader Aldawli for Petrochemical Industries	15,538,740
244	Ajwad Almuharrikat for Importing Cars	15,532,187
245	Rawasem Almuhaduda for Importing Cars and Spare Parts	15,531,525
246	Noor Sama for Importing Medical Equipment and Supplies	15,425,823
247	Ajawed Alalamiya for Manufacturing PVC and Derivatives	15,385,935
248	Diyar Alsafwa for Cement Industries	15,337,585
249	Iwan Alsharq for Food Industries	15,327,806
250	Afaq Alghad for Wood Industries	15,277,479
251	Almunqala for Importing Foodstuffs	15,184,184
252	Bustan Libya for Importing Foodstuffs, Livestock and Meat	15,179,231
253	Alrehab Al-Oula for Manufacturing Diapers and Tissue Paper	15,149,900
254	Alkhibra for Maritime Agencies (subsidiary of Natco Holding)	15,112,575
255	Nawarat Libya for Importing Foodstuffs	15,053,869
256	Altaqaddom Aldawliya for Importing Electrical and Nonelectrical Devices and Spare Parts	15,018,619
257	Selouq for Poultry Raising and Slaughtering	15,001,570
258	Taj Aviation	14,979,363
259	Jenan Factory for Plastic and Paper Industries	14,966,864
260	Ayadi Alataa Aldawliya for Importing Raw Materials (LLC)	14,960,025
261	Almutawassita Aljadeeda for Importing Raw Materials	14,942,172
262	Albayt Albasit for Importing Electrical Devices	14,919,209
263	Gama Factory for Plastic Manufacturing	14,878,500
264	AlSada' AlTibbiya for Importing Medicines, Equipment and Medical Supplies	14,858,308
265	Aldiyar Almushriqa for Importing Electrical Devices, Phones and Spare Parts	14,801,076
266	Lamar Benghazi for Plastic Manufacturing	14,789,946
267	Alalama Aldawliya for Manufacturing Raw Materials	14,786,004
268	Alarban for Importing Medical Equipment, Medicines and Mother & Baby Supplies	14,749,699
269	Bayan for Paper and Plastic Industries	14,730,489
270	Alahd Alwafi for Manufacturing Building Materials	14,702,475
271	Almarkabat Almutahida for Importing Transportation Means	14,700,393
272	Almutahida Allibya for Manufacturing Raw Materials	14,686,167
273	Albadia Alareeqa for Food Industries	14,679,571
274	Almasdar Almateen Alawal for Manufacturing Kitchens	14,580,150
275	Alfadaa Altiqni for Importing Electronic Devices, Electrical Devices and Accessories	14,551,426
276	Alramah for Importing Foodstuffs (Shareholding)	14,547,089
277	Alnoor Altayeb for Feed Manufacturing	14,525,245
278	Zahret Alqamar Al'ali for Importing Foodstuffs, Fruits, Vegetables, Meat and Livestock	14,519,483
279	Dar Altakhasus for Importing Electrical Devices and Electronics	14,464,230
280	Alfeidh Aldaem for Importing Electrical Devices and Spare Parts	14,425,350

281	Shamal Alsahra' for Importing Building Materials	14,401,778
282	Majmouat Altawasol AlMumayaz for Importing Raw Materials	14,349,930
283	Panorama Almotawassit for Mills and Feed (LLC)	14,333,250
284	Venus for Oil Operations and Well Drilling Services	14,313,285
285	Alrawabi Aldhahabiya for Importing Building Materials and Sanitary Materials	14,311,876
286	Riyada for Chemical Industries and Raw Materials	14,300,000
287	Alruwad for Sponge and Mattress Industries	14,278,800
288	Alsaraya Alraqiya for Importing Foodstuffs, Vegetables and Fresh Fruits	14,247,050
289	Althawq Almumayaz for Food Industries	14,212,951
290	Alimtiyaz Aljadeeda for Importing Transportation Means and Accessories	14,207,960
291	Alsahel Almutakadem for Importing Foodstuffs	14,180,431
292	Asasat Almhendis for General Contracting	14,139,664
293	Muharrikat Yadr for Importing Transportation Means and Accessories	14,096,661
294	Alzahira for Importing Foodstuffs	14,076,433
295	Allamsa Alakhira Factory for Wooden Furniture	14,070,987
296	Alfadaa Aldhahabi for Importing Foodstuffs	14,039,582
297	Allibya Alseria for Civil Aviation and Air Cargo	14,011,555
298	Itar Aldawliya for Importing Decorations, Hardware and Cleaning Materials	14,006,381
299	Alsafeer Alalami for Importing Tobacco, Cigarettes and Supplies	13,958,400
300	Alayadi Albayda' for PVC Manufacturing	13,949,783
301	Majmouat Althiqa Alda'ima for Importing Foodstuffs, Livestock and Meat	13,937,061
302	Alkhoyoul Aldhahabiya for Importing Building Materials, Sanitary Materials and Accessories	13,880,673
303	Haram Alshifaa for Importing Medical Equipment and Mother & Baby Supplies	13,869,623
304	Almaqoud Alseria for Importing Oils, Tires and Batteries	13,863,426
305	Alitqan Mobile for Importing Electronics, Electrical Devices and Spare Parts	13,796,295
306	Alnahdha Alfaniya for Manufacturing Chemical Additives and Solvents	13,745,190
307	Everest for Food Industries	13,711,383
308	Alrabee' for Sponge, Furniture and Mattress Industries	13,686,974
309	Alnajah for Importing Building Materials, Sanitary Materials and Accessories	13,662,358
310	Aljidar Allibya for Importing Transportation Means and Accessories (LLC)	13,659,037
311	Alteqniya Alkhadra for Importing Electrical and Nonelectrical Devices and Spare Parts	13,636,442
312	Altafooq Al'ali for Importing Agricultural Supplies and Spare Parts	13,636,004
313	Alsahra' Aldawliya for Food Industries	13,605,319
314	Alsafwa for Importing Electrical and Nonelectrical Devices, Spare Parts and Electronics	13,603,355
315	Qimmat Altawasol for Importing Transportation Means, Agricultural Supplies and Building Materials	13,516,899
316	Safari for Manufacturing Building Materials, Paints, Plastics and Raw Materials	13,508,600
317	Nebras Alkhair for Feed Manufacturing and Grain Milling	13,462,015
318	Altaj Alareeqa for Importing Electronic and Electrical Devices and Accessories	13,460,257
319	Almotawiroon Alalamiya for Cardboard and Packaging Manufacturing	13,459,050
320	Alraed for Importing Clothes and Sports Shoes (LLC)	13,428,344
321	Allibya Aljadeeda for Importing Cars and Spare Parts	13,393,254

322	Alqimma Factory for Cardboard Manufacturing	13,384,750
323	Alro'ya Almutajaddida for General Contracting and Real Estate Investment	13,375,521
324	Delta Alkhair for Importing Building Materials and Sanitary Materials	13,367,095
325	Alshat Aljadeed for Importing Raw Materials	13,330,763
326	Shamal Almotawassit for Importing Foodstuffs	13,279,828
327	Almawaseem for Aluminum Manufacturing and Derivatives	13,269,889
328	Aldeqah Almutamayyiza for Importing Agricultural Machines, Supplies and Spare Parts	13,257,458
329	Masdar Alnadhafa for Cleaning Materials Manufacturing	13,239,750
330	Mara'i Dofan for Importing Foodstuffs, Livestock and Meat	13,233,256
331	Polyzan for Paints, Putties and Chemical Industries	13,232,706
332	Alraed Allibya for Importing Foodstuffs, Livestock and Meat	13,206,311
333	Najmat Alsahil for Importing Agricultural Machines and Spare Parts	13,159,444
334	Alhuloul Almutakamela for Importing Medicines and Medical Equipment	13,068,968
335	Alseil Plast for Plastic Industries	13,067,946
336	Alghazala Allibya for Importing Foodstuffs, Livestock and Meat	13,036,600
337	Altajaddod for PVC Manufacturing	13,002,455
338	Aljowda for Feed Manufacturing and Poultry Raising	12,987,480
339	Aqlam ALSalaam for Importing Electronics, Electrical and Nonelectrical Devices and Phones	12,921,578
340	Majma' Albeebas for Plastic and Packaging Industries	12,771,624
341	Alwasl Almunir for Importing Foodstuffs, Livestock and Meat	12,738,310
342	Almarouj for Feed Manufacturing and Rice Mills	12,638,901
343	Alrabia Alkhadra for Importing Foodstuffs	12,579,145
344	Albadil Aljadeed for Importing Transportation Means and Accessories	12,569,000
345	Albariq Alawal for Sponge and Medical Mattress Manufacturing	12,470,450
346	Almustakshif Aldawli for Oil Services	12,350,000
347	Ashab Alnamaa for Importing Agricultural Supplies and Seeds	12,341,318
348	Alasema Aljadeeda for Cleaning Materials Manufacturing	12,331,100
349	Alhadba for Feed Manufacturing	12,291,480
350	Alkhibraat Aldawa'iya for Importing Medicines and Medical Equipment	12,274,970
351	Alrafida for Petrochemical Industries	12,239,250
352	Aljanoub Allibi for Importing Fruits, Vegetables, Foodstuffs, Livestock and Meat	12,108,709
353	Aldeqah Almutanahiyah for Manufacturing Aluminum and PVC	12,100,212
354	Khalij Alsadra for Importing Transportation Means and Accessories	12,005,543
355	Aral Trading for Importing Foodstuffs, Livestock and Meat	11,968,050
356	Alnubla' Al-Oula for Importing Foodstuffs, Livestock and Meat	11,942,200
357	Liboplast for Manufacturing Bottles, Caps and Food Packaging	11,890,641
358	Alghitha' Alsehhi for Importing Foodstuffs	11,795,078
359	Almalika Allibya for Food Industries	11,762,350
360	Lahthat Alsa'ada for Importing Foodstuffs	11,758,970
361	Design Alhaditha for Importing Foodstuffs, Livestock and Meat	11,739,153
362	Bida' Libya for Importing Agricultural Machines and Spare Parts	11,722,783

363	Rawafed Alghitha' for Importing Foodstuffs	11,716,323
364	Alma'idah Alraqiya for Importing Foodstuffs	11,682,520
365	Idran for Importing Foodstuffs, Livestock and Meat	11,674,402
366	Safari for Importing Foodstuffs (shareholding)	11,630,015
367	Albustanah for Feed Manufacturing and Grains	11,617,745
368	Anwar Almadina for Importing Electrical and Nonelectrical Devices and Spare Parts	11,600,163
369	Hadaeq Alnaseem for Food Industries	11,599,087
370	Alwatad Almateen for Plastic Industries	11,582,500
371	Alberneq Alawal for Importing Medical Equipment and Mother & Baby Supplies	11,526,606
372	Magro for Importing Electrical and Nonelectrical Devices, Spare Parts and Electronics	11,521,956
373	Alnamaa Aljadeed for Food Industries	11,514,060
374	Karam Alkhair for Juice and Beverage Manufacturing	11,509,000
375	Altawasol Almutamayiz for Importing Medical Equipment and Supplies	11,481,831
376	Alribat Alwatheeq for Importing Foodstuffs, Livestock and Meat	11,473,455
377	Alsafi for Importing Electrical and Nonelectrical Devices, Spare Parts and Electronics	11,424,758
378	Altahaddi Alkhalid Aljadeed for Food Industries	11,375,168
379	Alteqniya Almutaqaddima Alhaditha for Importing Medical Equipment, Medicines and Mother & Baby Supplies	11,346,880
380	Almobtaker Alhadith for PVC Manufacturing	11,316,114
381	Alqimma Aldawliya for Aluminum Manufacturing	11,288,895
382	Alrahba Alhaditha for Importing Electrical and Nonelectrical Devices and Spare Parts	11,240,186
383	Altalee'a Aljadeeda for Feed Manufacturing (LLC)	11,214,500
384	Asaat Al'emara for Manufacturing Building Materials	11,213,330
385	Altellal Allibya for Importing Foodstuffs	11,123,206
386	Tawasul Al'alam for Importing Electronics and Spare Parts	11,106,327
387	Zohour Almadina for Cardboard and Plastic Manufacturing	11,082,768
388	Mafateeh Alkhair for Importing Electrical and Nonelectrical Devices, Spare Parts and Electronics	11,079,000
389	Bab Almadina for Manufacturing Kitchens and Accessories	11,078,332
390	Matajer for Importing Medical Equipment and Supplies	11,076,086
391	Altawasol Almutakamal for Importing Building Materials	10,968,355
392	Taj Alwaqar for Importing Electrical and Nonelectrical Devices	10,946,139
393	Ilaf Aldawliya for Importing Clothing and Shoes (Shareholding) – subsidiary of Ilaf Al-Oula Holding	10,900,000
394	Lu'lu'at Altamayouz for Importing Medical Equipment and Supplies	10,885,013
395	Lu'lu'at Alard for Importing Agricultural Machines and Spare Parts	10,865,845
396	AlSahm Almutakadem Alawal for Importing Foodstuffs	10,849,560
397	Alqala' Almutalaqqah for Manufacturing Building Materials, Paints, Plastics and Raw Materials	10,834,350
398	Majmouat Almarwa for Mills, Feed and Rice Mills	10,796,982
399	Alrawabi Aldawliya for Manufacturing Pesticides	10,790,625
400	Alqaidoum for Importing Electrical and Household Devices	10,761,575
401	Alomran for Iron Manufacturing	10,718,146
402	Mizan Alfai for Iron Industries	10,712,495
403	Bin Taher Factory for Home and Office Furniture	10,705,470

404	Armco Factory for Paint Manufacturing	10,625,200
405	Lamsa for General Contracting and Real Estate Investment (Akakus Holding)	10,579,600
406	Rovan for Sponge, Chemicals and Raw Materials Manufacturing	10,473,779
407	Larin Alkhair for Importing Agricultural Supplies	10,465,038
408	Almubarmij Alhadith for Importing Electronic and Electrical Devices and Accessories	10,445,866
409	Agadir Aldhahabiya for Importing Electrical Devices, Electronics and Phones	10,408,800
410	Alrafee' Factory for Manufacturing Aluminum Doors, Windows and Décor	10,389,635
411	SK Aldawliya for Manufacturing Marble, Granite and Building Materials	10,271,269
412	Alard Albahira for Importing Agricultural Machines and Spare Parts	10,262,627
413	Alzajil for Manufacturing Kitchens and Furniture	10,250,588
414	Dersaf Libya for Manufacturing Ceramic, Porcelain and Sanitary Materials	10,175,575
415	Riyad Libya for Importing Foodstuffs	10,175,407
416	Altahaddi Alawal for Paper and Cardboard Manufacturing	10,127,164
417	Alittilalah Almutamayzah for Electronic Assembly and Software Manufacturing	10,086,194
418	Fresh Libya for Importing Electrical and Nonelectrical Devices	9,999,395
419	Majmouat Libya Le'amar for Manufacturing Building Materials	9,998,344
420	Irsa' Al'emar for Manufacturing Electrical Materials	9,997,526
421	Adraj Albinaa for Manufacturing Building Materials	9,995,400
422	Almazare' Allibi for Feed Manufacturing	9,973,495
423	Almays for Importing Medicines and Medical Supplies and Mother & Baby Supplies	9,955,012
424	Al'emar Altibbi for Importing Medical Equipment and Supplies	9,910,000
425	Wasel Allibya for Transportation	9,906,940
426	Altalee'a for Feed Manufacturing (LLC)	9,905,000
427	Alkhibir Almutakadem for Manufacturing Kitchens and Furniture	9,895,226
428	Africa Aljadeeda for Importing Foodstuffs	9,868,390
429	Aljowda Alra'ida for Importing Foodstuffs	9,859,385
430	Albadia Aljadeeda for Manufacturing Raw Materials	9,810,500
431	Majmouat Altawasol Aljadeed for Manufacturing Cleaning Materials	9,806,200
432	Tanafus Albinaa for Importing Building Materials and Sanitary Materials	9,801,533
433	Zlal Alkhaleej for Importing Computers	9,784,487
434	Alghoytat for Importing Tires and Batteries	9,744,795
435	Sanabel Al'asima for Food Industries	9,726,617
436	Alhakeem for Importing Medicines and Medical Supplies	9,719,588
437	Samnou for Manufacturing, Packing and Preparing Foodstuffs, Nuts and Coffee	9,712,421
438	Alard Almarwiya for Importing Foodstuffs	9,620,260
439	Sada Al'aswaq for Importing Electrical and Nonelectrical Devices and Spare Parts	9,553,421
440	Ajnihat Alsamaa Aviation (Ajwa Holding)	9,546,744
441	Alwahaj for Importing Foodstuffs, Livestock and Meat	9,543,010
442	Alkhadamat Aldhahabiya for Communications and Technology	9,522,788
443	Alburj Alawal for Importing Transportation Means, Spare Parts, Tires and Batteries	9,485,936
444	Alkhair Aldaem for Information Technology	9,461,354

445	Aljuzur Alzahira for Importing Electrical and Nonelectrical Devices and Electronics	9,448,620
446	Hatoon for Importing Foodstuffs	9,447,085
447	Almajmoua Allibya Almaltiya for Medical Care (Shareholding)	9,442,400
448	Alsaa'di for Agricultural and Livestock Production	9,432,032
449	Alwaha Aldawliya for Grain Milling and Feed Manufacturing	9,427,935
450	Alttariq for Iron Industries	9,367,430
451	Almtwst aljdeda for Importing Raw Materials	9,367,290
452	Albayt albast for Importing Electrical Appliances	9,340,940
453	Gama Factory for Plastic Manufacturing	9,286,638
454	Alsada Albeya for Importing Medicines, Medical Equipment and Pharmaceutical Supplies	9,282,710
455	Aldyar Almushrq for Importing Electrical Devices, Phones and Spare Parts	9,282,559
456	Lamar BENGHAZI for Plastic Manufacturing	9,239,531
457	Alalama Alalamia for Manufacturing Raw Materials	9,234,242
458	Alarban for Importing Medical Equipment, Medicines and Mother & Child Supplies	9,207,804
459	Bayan for Paper and Plastic Industries	9,196,962
460	Alahed Alwafi for Manufacturing Building Materials	9,155,507
461	Almarkabat Almotahida for Importing Transportation Vehicles	9,071,789
462	Almotahida Allibya for Manufacturing Raw Materials	9,066,764
463	Albadea Alareqa for Food Industries	9,055,732
464	Almsdar Almateen Alawal for Kitchen Manufacturing	9,046,698
465	Alam Alfada Altqni for Importing Electronic & Electrical Devices and Spare Parts	9,034,250
466	Alrmah for Importing Foodstuffs – Joint Stock	9,030,144
467	Alnoor Altayeb for Feed Manufacturing	8,982,936
468	Zahret Alqamar Alali for Importing Foodstuffs, Fruits, Vegetables, Meat and Livestock	8,975,100
469	Dar Altakhasos for Importing Electronic and Electrical Devices	8,944,788
470	Alfaydh Aldaem for Importing Electrical Devices and Spare Parts	8,942,500
471	Shamal Alsahra for Importing Building Materials	8,899,600
472	Majmot Altwasol Almemayz for Importing Raw Materials	8,896,200
473	Panorama Almotawaset for Mills and Feed – Ltd.	8,861,050
474	Venus for Oil Operations and Well Drilling Services	8,845,695
475	Alrawabi Aldhahabya for Importing Building Materials and Sanitary Ware	8,843,550
476	Ryada for Chemical Industries and Raw Materials	8,840,900
477	Alrowad for Sponge and Mattress Manufacturing	8,825,800
478	Alsraya Alraqya for Importing Foodstuffs, Fresh Vegetables and Fruits	8,779,045
479	Aldhouq Almemayz for Food Industries	8,775,822
480	Alamtiaz Aljadedda for Importing Transportation and Accessories	8,662,840
481	Alsahel Almotqdm for Importing Foodstuffs	8,638,966
482	Asasat Almhnds for General Contracting	8,629,747
483	Moharakat Yadr for Importing Vehicles and Accessories	8,624,862
484	Alzahra for Importing Foodstuffs	8,621,662
485	Al-lamsa Alakhira Factory for Wooden Furniture Manufacturing	8,561,000



486	Alfada Althahabi for Importing Foodstuffs	8,559,230
487	Allibya Alser'y'a for Civil Aviation, Ground Handling and Air Cargo	8,531,510
488	Itar Alalamia for Importing Decoration Items, Hardware and Cleaning Materials	8,511,527
489	Alsafer Alalami for Importing Tobacco, Cigarettes and Supplies	8,503,246
490	Aleayady Albayda for PVC Manufacturing	8,452,500
491	Majmot Altheqa Aldaema for Importing Foodstuffs, Livestock and Meat	8,439,729
492	Alkhoyool Aldhahabya for Importing Building Materials and Sanitary Ware	8,411,350
493	Haram Alshfaa for Importing Medical Equipment and Mother & Child Supplies	8,395,561
494	Almqwd Alsree' for Importing Oils, Tires and Batteries	8,373,560
495	Alitqan Mobile for Importing Electronics, Electrical Devices and Spare Parts	8,363,738
496	Alnahda Alfnia for Manufacturing Chemical Additives and Solvents	8,351,500
497	Evrast for Food Industries	8,337,770
498	Alrabee' for Sponge, Furniture and Mattress Manufacturing	8,329,419
499	Alnajaah for Importing Building & Sanitary Materials and Accessories	8,327,919
500	Aljdar Alliby for Importing Vehicles and Accessories – Ltd.	8,324,364
501	Altaqnia Alkhadra for Importing Electrical & Non-Electrical Devices and Spare Parts	8,306,492
502	Altafoq Alalee for Importing Agricultural Supplies and Spare Parts	8,294,000
503	Alsahra Alalamia for Food Industries	8,277,000
504	Al-safwa for Importing Electrical & Non-Electrical Devices, Spare Parts and Electronics	8,255,340
505	Qimat Altawasol for Importing Transportation, Agricultural Supplies and Building Materials	8,223,792
506	Safari for Manufacturing Building Materials, Paints, Plastics and Raw Materials	8,217,500
507	Nebras Alkhair for Feed Manufacturing and Grain Milling	8,217,000
508	Altaj Alareqa for Importing Electronic & Electrical Devices and Accessories	8,176,481
509	Almotawroon Alalamia for Carton and Packaging Manufacturing	8,175,500
510	Alraed for Importing Clothing and Sports Shoes – Ltd.	8,086,913
511	Allibya Aljadeda for Importing Cars and Spare Parts	8,084,604
512	Alqimma Factory for Carton Manufacturing	8,040,000
513	Alru'ya Almotajaddedah for General Contracting and Real Estate Investment	8,038,856
514	Delta Alkhair for Importing Building Materials and Sanitary Ware	8,012,430
515	Alshat Aljadeed for Importing Raw Materials	7,994,702
516	Shamal Almotawaset for Importing Foodstuffs	7,976,333
517	Almawaseem for Aluminum Manufacturing and Derivatives	7,963,500
518	Aldaqa Almemaiza for Importing Agricultural Machinery, Equipment and Spare Parts	7,904,597
519	Masdar Alnathafa for Manufacturing Cleaning Materials	7,873,628
520	Marae Dofan for Importing Foodstuffs, Livestock and Meat	7,869,494
521	Bolizan for Paints, Putties and Chemical Industries	7,862,270
522	Alraed Allibya for Importing Foodstuffs, Livestock and Meat	7,816,260
523	Najmet Alsahil for Importing Agricultural Machinery and Spare Parts	7,801,512
524	Alhlool Almotakamela for Importing Medicines and Medical Equipment	7,769,600
525	Alsayl Plast for Plastic Industries	7,708,260
526	Alghazala Allibya for Importing Foodstuffs, Livestock and Meat	7,700,000

527	Altajdd for PVC Manufacturing	7,675,402
528	Aljawdah for Feed Manufacturing and Poultry Farming	7,652,767
529	Aqlam Alslam for Importing Electronic Devices, Electrical & Non-Electrical Materials and Phones	7,603,711
530	Majmaa Albeebas for Plastic Industries and Packaging Materials	7,603,296
531	Alwasl Almunir for Importing Foodstuffs, Livestock and Meat	7,581,753
532	Almorouj for Feed Manufacturing and Rice Milling	7,528,800
533	Alrabya Alkhadra for Importing Foodstuffs	7,502,850
534	Albdyl Aljadeed for Importing Transportation and Accessories	7,497,609
535	Albariq Alawal for Sponge and Medical Mattress Manufacturing	7,480,325
536	Almostakshf Alalami for Oil Services	7,466,190
537	Ashab Alnamaa for Importing Agricultural Supplies & Seeds	7,439,528
538	Alaseema Aljadeeda for Manufacturing Cleaning Materials	7,400,000
539	Alhdhba for Feed Manufacturing	7,334,369
540	Alkhebrat Aldawaeya for Importing Medicines and Medical Equipment	7,320,597
541	Alrafeda for Petrochemical Industries	7,318,957
542	Aljnon Alliby for Importing Fruits, Vegetables, Foodstuffs, Livestock and Meat	7,287,282
543	Aldaqa Almotanahya for Aluminum & PVC Manufacturing	7,285,156
544	Khaleej Alsidra for Importing Transportation and Accessories	7,283,587
545	Aral Altijareya for Importing Foodstuffs, Livestock and Meat	7,248,688
546	Alnoblaa Alola for Importing Foodstuffs, Livestock and Meat	7,247,053
547	Liboplast for Manufacturing Pellets, Caps and Food Packaging Materials	7,233,577
548	Alghithaa Alsehi for Importing Foodstuffs	7,213,208
549	Almaleka Allibya for Food Industries	7,211,301
550	Lahthat Alsa'ada for Importing Foodstuffs	7,208,828
551	Design Alhaditha for Importing Foodstuffs, Livestock and Meat	7,204,905
552	Beida Libya for Importing Agricultural Machinery and Spare Parts	7,185,400
553	Rawafed Alghithaa for Importing Foodstuffs	7,176,635
554	Almaeda Alraqya for Importing Foodstuffs	7,118,500
555	Idran for Importing Foodstuffs, Livestock and Meat	7,112,621
556	Safari for Importing Foodstuffs – Joint Stock	7,091,665
557	Albastana for Feed and Grain Manufacturing	7,000,892
558	Anwar Almadina for Importing Electrical & Non-Electrical Devices and Spare Parts	7,000,048
559	Hadaeq Alnaseem for Food Industries	6,993,913
560	Alwtad Almateen for Plastic Industries	6,986,756
561	Alberneq Alawal for Importing Medical Equipment and Mother & Child Supplies	6,971,665
562	Maqro for Importing Electrical & Non-Electrical Devices, Spare Parts and Electronics	6,968,400
563	Alnamaa Aljadeed for Food Industries	6,966,775
564	Karam Alkhair for Beverage and Juice Manufacturing	6,934,688
565	Altwasol Almemayz for Importing Medical Equipment and Supplies	6,933,437
566	Alrbat Alwatheq for Importing Foodstuffs, Livestock and Meat	6,922,560
567	Alsafi for Importing Electronic, Electrical & Non-Electrical Devices and Spare Parts	6,912,087

568	Altahadi Alkhaleed Aljadeed for Food Industries	6,889,072
569	Altaqnia Almotqadema Alhaditha for Importing Medical Equipment, Medicines and Mother & Child Supplies	6,875,055
570	Almobtker Alhadeeth for PVC Manufacturing	6,868,199
571	Alqimma Alalamia for Aluminum Manufacturing	6,865,396
572	Alrahba Alhaditha for Importing Electrical & Non-Electrical Devices and Spare Parts	6,864,861
573	Altaleaa Aljadeeda for Feed Manufacturing – Ltd.	6,863,760
574	Asasat Alomara for Manufacturing Building Materials	6,849,445
575	Altelal Allibya for Importing Foodstuffs	6,835,485
576	Tawasul Alalam for Importing Electronics, Accessories and Spare Parts	6,835,408
577	Zohour Almadina for Manufacturing Carton and Plastics	6,819,500
578	Mafatih Alkhair for Importing Electrical Devices, Spare Parts and Electronics	6,809,968
579	Bab Almadina for Kitchen Manufacturing and Accessories	6,801,746
580	Mutajer for Importing Medical Equipment and Supplies	6,800,335
581	High Efficiency for Manufacturing Aluminum and PVC	6,799,965
582	Alwatania for Importing Heavy Machinery, Equipment, Supplies, Spare Parts, and Factory & Workshop Tools	6,795,446
583	Alghout for Importing Clothes, Textiles, and Leather Products	6,792,870
584	Beiti Altean for Manufacturing Aluminum	6,763,179
585	Tawasul Libya for Importing Electronics	6,756,480
586	Wateen Factory for Manufacturing Corrugated Sheets	6,750,434
587	General for Manufacturing Building Materials, Paints, Plastics, and Raw Materials	6,750,325
588	Maraeana Alkhadra for Food Industries, Grain Milling, and Rice Processing	6,724,169
589	Alhotaf Almotaharrika for Importing Electronic Devices, Accessories, and Spare Parts	6,714,419
590	Arkan Aljadida for Poultry Breeding and Hatching	6,683,572
591	Alwasila for Food Industries	6,671,954
592	Taj International for Importing Electronics and Computers	6,655,412
593	Aldawlia for Importing Electrical and Household Materials	6,612,133
594	Souq Alkhamees for Manufacturing Animal Feed	6,611,500
595	Albaraka Alsafia for Importing Medicines, Medical Preparations, and Mother & Child Supplies	6,596,145
596	Alasala Aldahabiya for Mills and Rice Processing	6,534,295
597	Alain for Food Industries and Water & Juice Packaging	6,521,154
598	Libya Aviation for Aviation, Technical Services, and Tourism	6,498,633
599	Shamal Alqara for Importing Building and Sanitary Materials	6,475,019
600	Almaes for Food Industries	6,473,373
601	Aldiaa Aldawlia Alola for Importing Electrical and Non-Electrical Devices and Spare Parts	6,463,240
602	Tariq Alnoor for Importing Building and Sanitary Materials and Accessories	6,456,500
603	Albariq Aldawli for Manufacturing Electronic and Electrical Devices	6,432,500
604	Alkhaleej for Coffee Production, Spices, Nuts, and Legumes Processing	6,394,377
605	Dawajin Libya for Poultry Breeding, Slaughtering, Packaging, and Marketing	6,392,693
606	Alrowais for Importing Electrical Devices, Electronic Devices, Accessories, and Spare Parts	6,385,180
607	Mawasem Alkhair for Feed Manufacturing – Subsidiary of Alnoor Holding Group	6,372,500
608	Mazaree Alkhairat for Manufacturing and Milling Animal Feed	6,357,500

609	Nepal for Importing Transportation Means and Accessories	6,357,456
610	Altafoq Alsaheh for Importing Foodstuffs, Fruits, Vegetables, Livestock, and Meat	6,350,871
611	Aldhora for Importing Agricultural Materials, Supplies, and Spare Parts	6,346,451
612	Alkheyar Alafdal for Importing Electronic and Electrical Devices	6,344,535
613	Drob Alkhair for Importing Medical Equipment	6,335,054
614	Aboshaneb for Importing Foodstuffs	6,292,407
615	Almarsaa Factory for Manufacturing Metal Furniture	6,292,235
616	Siran for Importing Medicines and Medical Equipment	6,263,053
617	Alnajm Alsate' Alfadhi for Importing Agricultural Machinery, Supplies, and Spare Parts	6,238,751
618	Libya Hurra for Importing Generators, Electrical Equipment, and Spare Parts	6,196,848
619	Safaa Aljowda for Flour Manufacturing	6,191,250
620	Suhoul Alaseema for Manufacturing Building Materials	6,175,976
621	Abral Master for Importing Electrical and Non-Electrical Devices and Spare Parts	6,171,741
622	Alemtiaz Alhadeeth for Importing Building and Sanitary Materials and Accessories	6,143,911
623	Aldaqa Alalia for Importing Foodstuffs, Livestock, and Meat	6,099,251
624	Mazraat Alamal for Importing Agricultural Machinery, Supplies, and Spare Parts	6,094,901
625	Gharnata Aldawlia for Importing Foodstuffs, Livestock, and Meat	6,078,371
626	Sama Altaqadom for Manufacturing Aluminum, PVC, Wooden, and Gypsum Board Doors, Windows, and Decorations	6,045,748
627	Almostawred Aljadeed for Importing Foodstuffs, Livestock, and Meat	6,035,396
628	Altameer for Importing Building and Sanitary Materials and Accessories	6,031,607
629	Alwaha for Paint Manufacturing	6,012,714
630	Albwadi Alkhadra for Feed Manufacturing and Grain Milling	6,011,449
631	Tariq Alnaeem for Importing Agricultural Machinery and Equipment	6,001,067
632	Alalmas for Telecommunications and Technology	5,999,373
633	Alsharara for Importing Electronics and Data Center Equipment	5,997,700
634	Alyaqeen Aldawlia for Importing Jewelry and Accessories	5,986,145
635	Asalat Almadina for Importing Foodstuffs	5,978,975
636	Jawharat Oureka for Importing Foodstuffs, Livestock, and Meat	5,968,778
637	Toyour Aljana for Importing Books and Stationery	5,962,228
638	Alpha for Importing Electrical Materials, Equipment, and Supplies	5,960,396
639	Naseem Aldawlia for Importing Foodstuffs	5,947,742
640	Alwan for Paper and Carton Industries	5,938,869
641	Alsafar for Importing Agricultural Machinery, Supplies, and Spare Parts	5,927,215
642	Fares Almutamayza for Importing Equipment, Medicines, Medical Preparations, and Mother & Child Supplies	5,916,225
643	Alafaq Alhadeena for General Contracting and Real Estate Investment	5,901,500
644	Alrowad for Importing Clothes, Textiles, and Leather Products	5,899,568
645	Qimat Alaraqah for Importing Clothes	5,893,937
646	Wadi Alzeid for Importing Foodstuffs	5,875,074
647	Tabouk for Manufacturing Electrical and Electronic Devices and Materials	5,865,957
648	Alwathiqon Aldawlia Alola for Importing Electrical and Non-Electrical Devices and Spare Parts	5,865,189
649	Almotakamal Aljadeed for Importing Foodstuffs	5,855,480

650	Dar Al-yusr for Food Industries	5,831,798
651	Alsolaba Allibiya for Iron Industries	5,825,317
652	Alhaba Alfidhiya for Importing Agricultural Machinery, Supplies, and Seeds	5,821,800
653	Zaid Alkamal for Importing Medicines, Medical Preparations, and Mother & Child Supplies	5,808,293
654	Rawafed Alaqsa for Importing Electrical, Non-Electrical, and Electronic Devices and Spare Parts	5,800,310
655	Shorouq Libya for Importing Foodstuffs	5,796,061
656	Alestifada for Information Technology, Surveillance Systems, and Software Supply	5,795,550
657	Khayrat Aljoud for Importing Agricultural Machinery, Supplies, and Spare Parts	5,782,846
658	Rahmat Libya for Manufacturing Agricultural Machinery, Equipment, and Generator Assembly	5,779,672
659	Amwaj Almuheet for Food Manufacturing	5,767,598
660	Tasaheel Aldawlia for Manufacturing Carton and Packaging Materials	5,749,550
661	Alabraaj Alhadeetha for Importing Electrical and Non-Electrical Devices and Spare Parts	5,740,116
662	Kohouf Aljibal for Manufacturing Building Materials	5,725,800
663	Zulfa Aldawlia Aljadeeda for Importing Electrical, Non-Electrical, and Electronic Devices	5,720,702
664	Alneja Alkabeer for Importing Foodstuffs, Livestock, and Meat	5,714,321
665	Enwan Alwaha for Food Industries	5,702,655
666	Altuyour Almamayza for Importing Electronic Devices and Accessories	5,700,499
667	Almada Alaqari for Importing Building and Sanitary Materials and Accessories	5,688,961
668	Alreyada Albahriya for Maritime Agencies	5,659,106
669	Nasaem Libya for Importing Cosmetics, Household Items, and Cleaning Supplies	5,644,732
670	Azzaytouna Alaseela for Importing Foodstuffs	5,640,182
671	Lybiana for Importing Medicines and Medical Equipment	5,632,812
672	Danaa Factory for Manufacturing Metal Furniture	5,611,263
673	Almosamem Almutamayez for Manufacturing Building and Sanitary Materials	5,607,750
674	Fardas for Importing Foodstuffs, Livestock, and Meat	5,587,712
675	Alqala for Manufacturing Aluminum and PVC Doors and Windows	5,571,540
676	Alkhutwa Alola for Manufacturing Insulation Panels and Materials	5,571,000
677	Aloloom for Importing Electronics	5,562,250
678	Alshahin Alteeb for Importing Cars and Spare Parts	5,556,071
679	Aljadeed for Iron Industries	5,552,727
680	Rawat Alsenaiya for Manufacturing Soap and Cleaning Materials	5,547,520
681	Qimam Alsahil for Importing Electrical and Non-Electrical Materials and Spare Parts	5,532,332
682	Axeer Alafia for Importing Medical Equipment and Mother & Child Supplies	5,524,984
683	Jusour Alnahda for Importing Raw Materials	5,513,250
684	Adwa' Alshamal for Importing Electrical Materials	5,502,125
685	Alzahra Albayda for Electrical Industries of All Types	5,467,290
686	Taj Alalemeya Almumayaz for Importing Electrical and Non-Electrical Devices and Spare Parts	5,464,291
687	Alnawar for Importing Medical Equipment and Supplies	5,443,445
688	Akno for Importing Foodstuffs	5,441,303
689	Adwa' Almarazeeq for Feed Manufacturing and Grain Milling	5,437,500
690	Bidayet Alme'mar for Importing Building and Sanitary Materials	5,427,385

691	Alhadaf for Telecommunications	5,427,149
692	Alawtar Alsenaiya for Manufacturing Electronic and Electrical Devices	5,417,286
693	Anwar Misrata for Importing Electrical and Non-Electrical Devices and Spare Parts	5,401,487
694	Alkayan Aljadeed for Importing Medicines, Medical Equipment, Preparations, and Mother & Child Supplies	5,397,190
695	Tanafus Alzera'i for Importing Agricultural Machinery, Supplies, and Spare Parts	5,395,285
696	Bariq Alaser Aldawlia for Importing Building and Sanitary Materials and Accessories	5,391,469
697	Aljeera for Importing Foodstuffs, Livestock, and Meat	5,380,450
698	Salalah for Manufacturing Furniture, Doors, and Windows	5,367,771
699	Alkhayyam for Manufacturing PVC	5,352,109
700	Alghidaa Aljadeed for Importing Agricultural Equipment and Machinery	5,342,763
701	Alhaes for Importing Clothes, Textiles, and Leather Products	5,327,713
702	Talents Alalemeya for Importing Various Transportation Means and Accessories	5,267,664
703	Altatwonia for Iron Industries	5,263,352
704	Nabd Alfud for Importing Medical Equipment	5,262,145
705	Altarabet for Manufacturing Doors, Windows, and Geometric Shapes	5,252,862
706	Alekleel for Importing Cosmetics, Household Supplies, and Cleaning Materials	5,249,856
707	Alnesr Aldhahabi Almotajadid for Importing Electrical and Household Materials	5,239,494
708	Aldar Alarabeya for Importing Foodstuffs, Livestock, and Meat	5,223,978
709	Alabanos for Manufacturing Furniture	5,220,187
710	Alresala for Importing Electronic Devices	5,210,000
711	Drob Libya Aldawlia for Plastic Industries	5,198,300
712	Alfunoon for Importing Books and Stationery	5,197,550
713	Alshamla Altibya for Importing & Selling Medicines and Medical Equipment	5,182,681
714	Sanabel Africa for Importing Foodstuffs, Livestock, and Meat	5,151,650
715	Sijad Tarablus for Carpet Manufacturing	5,149,519
716	Alborj Aldawlia for Cutting & Processing Marble, Granite, and Building Materials	5,137,651
717	Alnokhba for Industrial Investment	5,131,725
718	Aldawlia for Importing Medicines and Medical Equipment	5,123,522
719	Altawasol Alawel for Paper Industries	5,111,116
720	Alhya Shafiya for Importing Medical Equipment and Mother & Child Supplies	5,109,000
721	Shaghaf for Food Industries	5,107,700
722	Dhefaf Albahira for Importing Electrical, Electronic Devices, and Machinery	5,096,927
723	Alttabaq Alttaqleedy for Importing Foodstuffs	5,084,500
724	Wadi Bi for Manufacturing Animal Feed and Agricultural Supplies	5,082,800
725	Tabahi for Communications and Information Technology	5,073,115
726	Ahdar Almoharakat for Importing Various Transportation Means and Spare Parts	5,040,000
727	Almarai Aldamasia for Food Industries	5,029,700
728	Alzain Aldawlia Aljadeeda for Importing Medical Supplies and Equipment	5,017,311
729	Albadil Altibi for Importing Medicines and Medical Equipment	5,008,964
730	Aroud for Importing Oils and Car Lubricants	4,993,411
731	Mawasem Alkhairat for Food Industries	4,985,630

732	Alborg Alali for Electronic and Electrical Industries	4,977,850
733	Aljoda Alraqia Alawla for Manufacturing Animal Feed and Its Derivatives	4,975,000
734	Almondhar Alawal for Manufacturing Animal Feed and Its Derivatives	4,975,000
735	Alrokn Alelectroni for Manufacturing Electronic and Electrical Devices	4,974,484
736	Masarat Alelm for Communications and Information Technology	4,961,717
737	Almajdoub Factory for Cutting and Shaping Marble	4,960,924
738	Eabr Alqarrat for Importing Raw Materials	4,955,420
739	Alamat Altamyoz for Manufacturing Kitchens and Furniture	4,953,825
740	Alnokhba Alasria for Importing Electrical and Electronic Materials	4,951,325
741	Altandhef Alkamel for Importing Raw Materials	4,950,000
742	Maany Alkhair for Importing Foodstuffs	4,949,040
743	Hamat Alkhair for Importing Raw Materials	4,934,267
744	Almadhhel for Manufacturing Cleaning Materials	4,904,800
745	Alabraj for Manufacturing Building Materials, Cement, and Mining	4,904,000
746	Alonwan for Importing Household Items, Electrical and Electronic Devices and Accessories, affiliated with Maiz	4,878,154
747	Almoharakat Aljapania for Importing Transportation Means and Accessories	4,871,794
748	Alboud Alakhar for Importing Building Materials, Sanitary Materials, and Accessories	4,869,800
749	Alwesal for Manufacturing Asphalt and Oil Insulation Materials	4,868,756
750	Shamal Africa for Manufacturing Soap and Cleaning Materials	4,830,439
751	Noq Libya for Importing Livestock and Meat	4,828,500
752	Knoz Alsaahil for Importing Foodstuffs, Livestock, and Meat	4,823,170
753	Alam Alfade for Importing Electronic Devices, Accessories, and Spare Parts	4,811,393
754	Alaref for Importing Electrical, Non-Electrical Devices, Spare Parts, and Electronic Devices	4,773,685
755	Aleltisak for Manufacturing Insulation Panels	4,772,000
756	Altehalof for Importing Livestock and Meat	4,767,750
757	Riad Almodon for Importing Raw Materials	4,751,160
758	Altahadi Alawal for Manufacturing Electronics	4,747,357
759	Alsad Alhaditha for Mills and Manufacturing Animal Feed	4,734,500
760	Alkouf for Importing Foodstuffs	4,732,992
761	Almazraa Aljadeeda for Importing Livestock, Meat, and Foodstuffs	4,723,078
762	Sama for Wood Industries	4,713,590
763	Almarran for Manufacturing Furniture	4,711,426
764	Alam Alghida for Importing Foodstuffs, Livestock, and Meat	4,708,482
765	Almawad Alsehia for Manufacturing Medical Cotton	4,695,259
766	Alnoor Factory for Iron Industries	4,694,952
767	Almasar Aldaem for Metal Industries	4,693,762
768	Qimat Altaqadom for Manufacturing Building Materials	4,691,050
769	Alwathica Alaslia for Importing Transportation Means and Accessories	4,684,581
770	Altaqadom Aldawlia for Manufacturing Cleaning Materials	4,680,774
771	Khotwat Alebdae for Importing Medical Equipment and Mother & Baby Supplies	4,664,935
772	Mashareq Alkhair for Manufacturing Furniture and Accessories	4,632,181

773	Najmat Algharb for Importing Building Materials, Sanitary Materials, and Accessories	4,631,850
774	Alalam Aljadeed for Manufacturing Electronics	4,628,450
775	Belhaj Alalamia for Manufacturing Doors, Windows, and Decoration Supplies	4,623,275
776	Alhayat Almotamaya for Importing Electrical & Non-Electrical Devices, Spare Parts, and Electronic Devices	4,614,802
777	Almabrouka for Importing Foodstuffs	4,580,643
778	Wafira Alghida for Importing Foodstuffs	4,574,900
779	Alfaeq Almotamayez for Heavy Industries	4,572,500
780	Alhoba Aldahabia Alalamia for Importing Agricultural Machinery, Supplies, Seeds, Fertilizers, Harvesting & Plowing Equipment, and Spa	4,569,955
781	Roayat Alebdae for Importing Electronic & Electrical Devices, Spare Parts, and Mobile Phones	4,562,449
782	Mateen for Importing Cleaning Materials	4,562,073
783	Alserh Almemrad for Importing Building and Sanitary Materials and Accessories	4,560,523
784	Snaaer Libya for Manufacturing Aluminum and PVC	4,554,433
785	Alfaroug Altbia for Importing Medicines, Medical Equipment, Medical Supplies, and Mother & Baby Supplies	4,551,967
786	Alzawia Naft for Importing Oils and Car Accessories	4,548,185
787	Reef for Importing Foodstuffs	4,534,016
788	Almarsaa Aljadeed for Egg Hatching, Poultry Breeding and Production	4,527,009
789	Alzeraai Aldawli for Importing Agricultural Machinery and Supplies	4,518,961
790	Elite Alalamia for Importing Medical Equipment	4,514,255
791	Ghalia for Food Industries	4,506,600
792	Ajyalna for Importing Medical Equipment	4,502,085
793	Almorouj for Manufacturing Kitchens	4,499,637
794	Drssaf for Manufacturing Marble and Granite	4,495,500
795	Alilm Almonir for Importing Stationery and Books	4,495,000
796	Almuttahida Allibya Aljadeeda for Importing Electronic Devices and Mobile Phones	4,491,060
797	Aldanoub for Importing Foodstuffs	4,487,809
798	Almutaalia for Communications and Technology	4,483,331
799	Noqa Almaden for Importing Raw Materials	4,480,000
800	Alquba Alkhadra for Manufacturing Textiles and Furnishings	4,477,500
801	Libya Alwatania Aloula for Wood Industries and All Types of Furniture	4,476,977
802	Almarkbat Almotakaddema for Importing Transportation Means and Accessories	4,468,626
803	Belhaj Sons Factory for Manufacturing Aluminum & PVC Doors and Windows	4,462,210
804	Alroaya Alalamia for Paints and Putty	4,450,669
805	Alwaha Aldawlia for Manufacturing Plastic and Derivatives	4,441,500
806	Althuraya for Importing Building Materials, Sanitary Materials, and Accessories	4,426,695
807	Alseham Alzrqaa for Importing Electrical, Non-Electrical Devices, Electronic Devices, and Spare Parts	4,425,895
808	Alsakhra Assamaa for Importing Building Materials and Sanitary Materials	4,419,650
809	Almeraj for Manufacturing Electronic & Electrical Devices	4,399,735
810	Alsahl Alakhdar for Mills and Animal Feed	4,394,993
811	Alsellam Alharami for Iron Industries	4,390,750
812	Alsada Alalami for Importing Spare Parts for Cars and Heavy Machinery	4,368,124
813	Bayan Alkhair Almotawasil for Importing Building Materials, Sanitary Materials, and Accessories	4,343,573



814	Hadeed Albenaa Almotawwera for Importing Building Materials and Sanitary Materials	4,323,860
815	Almadmoumah for Importing Building Materials and Sanitary Materials	4,316,218
816	Alnezac Albaher for Importing Electrical & Non-Electrical Devices, Electronic Devices, and Spare Parts	4,309,237
817	Rokn Aldiaa for Importing Electrical & Non-Electrical Devices, Spare Parts, and Electronic Devices	4,306,084
818	Rahbat Albaraka for Importing Foodstuffs	4,296,670
819	Almanazel Albaraqaa for Importing Decorations, Hardware, and Cleaning Materials	4,289,972
820	Albostan Alkabbeer for Importing Foodstuffs	4,287,200
821	Almanhal for Importing Medicines, Medical Products, and Mother & Baby Supplies	4,278,619
822	Almuheet for Importing Electrical & Non-Electrical Devices and Spare Parts	4,277,345
823	Aramex Libya for Express Mail Services	4,268,513
824	Alqaysar for Importing Building Materials, Sanitary Materials, and Accessories	4,258,650
825	Alkemya for Manufacturing Building Materials, Paints, Plastic, and Raw Materials	4,251,600
826	Onyx for Manufacturing Building Materials and Paints	4,237,800
827	Najm Altaalaq Alraqi for Importing Agricultural Machinery and Supplies	4,185,086
828	Alkhat Almudee Aljadeed for Importing Electronic, Electrical, Home Appliances, and Spare Parts	4,182,088
829	Alsindra Aljadeeda for Importing Electrical & Non-Electrical Devices, Spare Parts, and Electronic Devices	4,181,930
830	Almadina Misrata for Manufacturing Paints, Putty, and Construction Chemicals, affiliated with Almadina Misrata Holding	4,170,607
831	Fakhama Alandalus for Importing Foodstuffs	4,169,900
832	Kol Alnas for Importing Foodstuffs and Livestock	4,166,392
833	Alremal for Importing Mother & Baby Supplies	4,160,262
834	Aseel for Importing Cleaning Materials	4,148,503
835	Alhazel Almotamayez for Manufacturing Sponge and Mattresses (Limited Liability)	4,134,172
836	Aali Alsharq for Importing Foodstuffs, Livestock, and Meat	4,125,000
837	Alsultan for Plastic Industries	4,102,887
838	Almarmar Assafi for Importing Building Materials, Sanitary Materials, and Accessories	4,101,300
839	Aghthat Alshohada for Food Industries	4,098,796
840	Alahlam for Manufacturing Sponge and Mattresses, affiliated with Natco Holding	4,090,342
841	Alatheer for Manufacturing Furniture	4,088,261
842	Alsand Alawal for Manufacturing Furniture	4,084,603
843	Beit Alenara Alareeq for Importing Electrical Materials, Electronic Devices, and Accessories	4,074,270
844	Zakharef for Manufacturing Furniture	4,065,620
845	Fan Altiknologia for Importing Electrical Devices, Spare Parts, and Electronic Devices and Accessories	4,062,100
846	Atmar Almuttahida for Importing Foodstuffs	4,058,185
847	Almajal Alwase for Manufacturing Electronic & Electrical Devices	4,052,504
848	Jawharat Alsenaiya for Manufacturing Aluminum and PVC	4,052,207
849	Watan Almajid for Importing Foodstuffs	4,042,924
850	Manazel for Importing Electrical & Non-Electrical Devices and Spare Parts	4,031,809
851	Alfajr Aljadeed for Grain Milling, Flour Production, and Rice Processing	4,023,750
852	Jebal Alnoor for Importing Medical Equipment	4,012,000
853	Bahirat Alsaraya for Importing Electrical & Non-Electrical Devices and Spare Parts	4,005,114
854	Alghaydaa for Importing Foodstuffs	4,000,410

855	Shamal Africa for Manufacturing Paper and Carton	4,000,000
856	Alzahir Allibi for Importing Jewelry, Precious Stones, and Precious Metals	3,993,941
857	Alshahra Aldahabia for Food Industries	3,992,000
858	Astoul Almotawaset for Importing Foodstuffs	3,991,000
859	Aljawhara for Importing Cleaning Materials (Limited Liability)	3,989,333
860	Afnan for Importing Jewelry and Precious Metals	3,988,100
861	Alsadaqa Aldawlia for Importing Various Transportation Means and Spare Parts	3,980,900
862	Qarara for Importing Jewelry, Precious Stones, and Precious Metals	3,980,495
863	Qasr Alhamraia for Importing Foodstuffs, Livestock, and Meat	3,968,620
864	Alam Altiknologia for Technical Solutions and Information Systems, affiliated with Allibiya Aldawlia	3,964,796
865	Almasar Allibi for Importing Foodstuffs, Livestock, and Meat	3,957,884
866	Alteqnia Aldawlia for Importing Medicines and Medical Supplies	3,956,417
867	Eshada for Manufacturing Electronic & Electrical Devices	3,935,229
868	Alsari Alawal for Importing Heavy Equipment	3,924,165
869	Libya Almotamayza for Manufacturing and Forming Metals	3,917,100
870	Esam & Partners for Manufacturing Coffee	3,899,250
871	Alsohool Alnaqia for Importing Agricultural Machinery and Spare Parts	3,889,591
872	Sokra Alalamia for Importing Foodstuffs, Livestock, and Meat	3,876,875
873	Noor Alqamar for Electronic & Electrical Industries	3,844,350
874	Alreda Aldaem for Importing Cars and Spare Parts	3,819,880
875	Alezz for Manufacturing Paints and Putty	3,814,500
876	Afaq Almajra for Importing Livestock and Meat	3,802,217
877	Alnaseem for Importing Household and Electrical Materials	3,790,703
878	Arrasen for Importing Medicines and Medical Equipment	3,783,682
879	Aalam Alitqan Alawal for Information Technology	3,780,150
880	Mafaza Almoharakat for Importing Transportation Means and Accessories	3,780,083
881	Alghita for Manufacturing Plastic Pipes	3,777,200
882	Jusour Alnahda for Importing Foodstuffs, Livestock, and Meat	3,766,932
883	Auras Aljadeeda for Manufacturing Furniture	3,737,031
884	Althoub Alraqi for Importing Clothes	3,729,327
885	Majmouat Alartiqaa Almutahida for Importing Transportation Means and Accessories	3,720,116
886	Panorama Libya for Importing Foodstuffs	3,720,101
887	Aljamia Alistihlakia for Importing Foodstuffs, Livestock, and Meat	3,716,394
888	Dar Alkatkout for Hatching Fertilized Eggs and Producing Chicks	3,708,288
889	Aitr Alward for Chemical and Cleaning Products Industries	3,707,746
890	Delta Almutahida for Manufacturing Packaging Materials	3,704,656
891	Raneen Alawal for Communications and Technology	3,700,885
892	Junaid for Manufacturing Household and Office Furniture	3,682,471
893	Arkan Libya for Manufacturing Furniture	3,671,446
894	Alborg Alfidhi for Importing Electronics and Household Materials	3,654,900
895	Wefaq Alhayat for Importing Medical Equipment	3,637,500

896	Alhabara for Importing Mother & Child Supplies, Medical Equipment, and Medical Products	3,635,350
897	Aljoda for Manufacturing and Assembling Electrical, Household, and Electronic Materials	3,632,245
898	Tobruk for Refining and Filling Vegetable Oils	3,617,425
899	Alrayyan Alraqi for Importing Foodstuffs and Consumer Goods	3,612,078
900	Darb Albenaa for Importing Raw Materials	3,611,852
901	Jisr Aljadeed for Manufacturing Raw Materials, Operating Supplies, Sanitary and Construction Materials	3,607,642
902	Gharb Almutawasi for Importing Cleaning Materials	3,600,345
903	Alnibras for Importing Foodstuffs, Livestock, and Meat	3,598,667
904	Alghiran Aljadeeda for Importing Furniture	3,594,774
905	Alraqm Alawal for Importing Electrical and Electronic Devices	3,587,703
906	Matos for Food Industries	3,585,883
907	Altamayoz Factory for Manufacturing Aluminum and PVC	3,584,963
908	Ard Alkhairat for Coffee Manufacturing	3,568,800
909	Almosanada for Manufacturing Electronic, Electrical Devices and Software	3,562,400
910	Altafoq for Mills and Feed	3,557,470
911	Aljusour Alfidhiya for Importing Construction and Sanitary Materials	3,556,210
912	Alnakha Aldawlia Alhaditha for Importing Tobacco, Cigarettes, and Accessories	3,542,220
913	Marhaba for Importing Foodstuffs	3,538,127
914	Alnajma for Soap Manufacturing	3,535,732
915	Gasr Aljbran for Importing Foodstuffs, Livestock, and Meat	3,533,660
916	Aalam Alqiyada for Importing Transportation Means	3,528,215
917	Aalam Alteqnia for Paper and Plastic Industries	3,526,010
918	Alfakhira for Importing Foodstuffs and Fruits	3,516,986
919	Ghaties for Importing Electrical & Non-Electrical Devices, Spare Parts, and Electronics	3,505,397
920	Alamazon Allibi for Importing Mobile Phones and Accessories	3,498,978
921	Beladi for Manufacturing Animal Feed	3,487,250
922	Kayan for Manufacturing Water and Oil Factory Supplies	3,482,367
923	Belhaj Aldawlia & Partners for Importing Electrical & Non-Electrical Devices and Spare Parts	3,474,000
924	Shati Alnakheel for Iron Industries	3,473,123
925	Alamirall for Importing Cleaning Materials, Decorations, and Hardware	3,470,890
926	Allahiq for Importing Electrical & Non-Electrical Devices and Spare Parts	3,464,384
927	Manahil Almaamar for Importing Construction and Sanitary Materials	3,462,715
928	Qudrat Altasneea for Manufacturing Construction Materials	3,461,818
929	Saba for Importing Foodstuffs	3,460,486
930	Rahma for Importing Transportation Means and Accessories	3,449,723
931	Sabil for Manufacturing Cleaning Materials	3,445,668
932	Alraed Allibi for Food Industries	3,443,988
933	Alufuq Altadreeji for Plastic Industries	3,433,376
934	Alasas Alraqi Aljadeed for Importing Construction and Sanitary Materials	3,430,651
935	Kayan Almutamayiz for Aluminum Manufacturing	3,401,107
936	Obour for Electronic Payment Solutions (Joint-Stock)	3,390,807

937	Alrahila for Manufacturing Diapers	3,379,950
938	Alnada for Industries and Bottling Mineral Water, Juices, and Soft Drinks	3,379,939
939	Garza for Importing Foodstuffs and Fresh Fruits	3,376,461
940	Alwadi Alawal for Food Industries	3,367,800
941	Sandra for Importing Foodstuffs, Livestock, and Meat	3,359,466
942	Alsaraya Alalamia for Wood Industries	3,359,237
943	Alaihtimam for Importing Medical Equipment, Medicines, Medical Products, and Mother & Child Supplies	3,358,166
944	Alalamia Factory for Floor Tiles Manufacturing and Marble Cutting	3,357,900
945	Alguwairi for Iron Industries	3,343,674
946	Aalam Alebdai for Medical Equipment Supplies	3,328,739
947	Altarq for Importing Agricultural Equipment	3,320,552
948	Akhshab Alalam for Wood Industries	3,311,309
949	Alzahra for Importing Medical Equipment, Medicines, Medical Products, and Mother & Child Supplies	3,289,767
950	Nahj Alasema for Manufacturing Furniture	3,268,718
951	Alssafa Alawla for Manufacturing Insulation and Chemical Additives	3,266,100
952	Janoub Almutawasit for Food Development	3,261,387
953	Alnahda Allibya for Carton and Paper Products Manufacturing	3,252,948
954	Deqqat Alekhtiar for Importing Electrical & Non-Electrical Devices and Spare Parts	3,250,647
955	Nojoom Tripoli for Assembling and Manufacturing Electronics, Software, and Spare Parts	3,250,099
956	Alistimrar for Importing Foodstuffs	3,241,306
957	Wadi Bi Alkabir for Importing Seeds and Agricultural Supplies	3,240,000
958	Sultan Alkhair for Importing Foodstuffs	3,224,756
959	Zahret Kefalai for Importing Construction and Sanitary Materials	3,219,230
960	Allibya Alasria for Importing Electrical & Non-Electrical Devices and Electronics	3,211,963
961	Talia for Importing Foodstuffs	3,200,133
962	Albariq Alawal for Manufacturing Electronic and Electrical Devices	3,195,715
963	Alqus Alalamia for Importing Transportation Means, Accessories, Oils, and Lubricants	3,178,093
964	Alrubaie Factory for Manufacturing Sweets and Packing Legumes	3,175,437
965	Noor Altaqadam for Importing Foodstuffs	3,162,928
966	Alnojoom Aldahabiya for Importing Cars and Spare Parts	3,159,950
967	Alamir Almutamayyiz for Importing Transportation Means and Accessories	3,158,745
968	Aaaley Tebesti for Food Industries	3,157,000
969	Tawasul Alghad for Importing Foodstuffs	3,153,185
970	Abubakr Salem Maloug Factory for Paper Manufacturing	3,152,500
971	Kanan for Electromechanical and Electrical Industries	3,139,000
972	Manarat Alexandria for Importing Foodstuffs	3,137,500
973	Altawzee Alshamel for Information Technology	3,137,148
974	Alwadi for Importing Construction and Sanitary Materials	3,136,784
975	Wadi Gwaibya for Manufacturing Feed, Grain Milling, and Flour Production	3,125,000
976	Karzaz for Importing Construction and Sanitary Materials	3,115,674
977	Aljawhara Alzarqaa for Importing Raw Materials	3,113,000

978	Alkhalij for Shoe and Leather Industries	3,110,036
979	Alalam Alzahir for Importing Agricultural Machines, Supplies, and Spare Parts	3,091,049
980	Shams Alaseel for Importing Electrical & Non-Electrical Devices, Spare Parts, and Electronics	3,071,954
981	Almoharakat Allibya for Importing Cars and Spare Parts	3,068,178
982	Alwataniya Almutahida for Importing Foodstuffs	3,067,510
983	Alssad Alali for Manufacturing Electronic Devices	3,067,334
984	Alhdayeq Alhaditha for Importing Agricultural Equipment	3,065,936
985	Altanmia Alhandasia for Manufacturing Trailers	3,064,367
986	Alwiqaya for Importing Medical Equipment, Medicines, Medical Products, Labs, and Supplies	3,061,666
987	Droub Albidaa for Importing Agricultural Equipment and Spare Parts	3,060,000
988	Alistiqlal for Importing Foodstuffs	3,057,802
989	Maraeina Alkhadra for Feed Manufacturing	3,047,446
990	Alaafia Allibiya for Medical Industries	3,036,000
991	Almorabi for Feed Manufacturing and Milling	3,035,161
992	Alanthima Almutakaddima for Importing Electronics and Accessories	3,027,570
993	Libya Aljadeeda for Importing Cars and Spare Parts	3,006,786
994	Libya Alwataniya for Manufacturing Construction Materials and Furniture	3,005,450
995	Almaw'ed Aldaqiq for Communications and Information Technology	3,005,000
996	Shaheen Almustaqbal for Importing Foodstuffs, Livestock, and Meat	3,002,748
997	Yara Aldawlia for Importing Foodstuffs, Livestock, and Meat	2,999,430
998	Aljoda Alaslia Alhaditha for Importing Electrical Materials and Spare Parts	2,999,216
999	Dar Alkhebra for Importing Cars and Spare Parts	2,998,834
1000	Alhanaa Aldawlia for Importing Foodstuffs and Fresh Fruits	2,998,800
1001	Majmouat Alraedon for Oil Services	2,998,578
1002	Droub Alshater for General Contracting and Real Estate Investment	2,998,475
1003	Abu Madi Aldawlia for General Contracting and Real Estate Investment	2,988,486
1004	Alssaria for Importing Raw Materials	2,985,712
1005	Serrar Almutamayiz for Importing Raw Materials and Factory Equipment	2,985,288
1006	Alakarem Alalamia for Importing Electrical Devices, Electronics, Accessories, and Spare Parts	2,985,223
1007	Silbers Libya for Importing Medicines, Medical Equipment, Medical Products, and Mother & Child Supplies	2,978,936
1008	Almazare Alwatani for Importing Agricultural Equipment and Spare Parts	2,974,449
1009	Albayan Alawal for Importing Electrical Devices	2,972,100
1010	Majmouat Alkhebra for Importing Construction and Sanitary Materials	2,970,306
1011	Alaqaria Alhaditha for Importing Construction and Sanitary Materials	2,957,326
1012	Sama Alkhair for Importing Raw Materials	2,956,644
1013	Ikilil for Importing Medicines and Medical Equipment	2,951,258
1014	Majmouat Alwafi for Importing Agricultural Equipment and Spare Parts	2,950,196
1015	Alkhalij Alaaem for Importing Foodstuffs, Livestock, and Meat	2,947,600
1016	Althoub Alraqi Almutamayiz for Importing Construction Materials	2,946,585
1017	Asnaf Altibia for Importing Medical Equipment	2,942,838
1018	Sahel Alhenshir for Importing Electrical Devices, Spare Parts, and Electronics	2,942,417

1019	Alittihad Alfilahi for Importing Electrical Materials and Spare Parts	2,935,514
1020	Alkhiber Almoaalij for Importing Construction and Sanitary Materials	2,927,594
1021	Almustaqbal Aldaem for Importing Electronics and Accessories	2,922,556
1022	Aljadeeda for Food Manufacturing	2,922,485
1023	Hkoul Alawla for Importing Agricultural Machines and Supplies	2,914,866
1024	Kayan Altawasul for Importing Mobile Phones and Accessories	2,912,974
1025	Jenan Alkhair for Importing Foodstuffs	2,912,918
1026	Almazaya Alaqaria for General Contracting and Real Estate Investment	2,910,743
1027	Aghdhet Alshohda for Importing Foodstuffs	2,905,328
1028	Marsit for Importing Foodstuffs	2,903,833
1029	Oasis Taqnia for Importing Electronic Devices and Accessories	2,900,436
1030	Electron Trading for Importing Electrical and Non-Electrical Devices and Spare Parts	2,900,117
1031	Alnajm Alraqi for Importing Electronics	2,899,990
1032	Alnujoum Aljadeeda for Importing Foodstuffs, Livestock, and Meat	2,898,457
1033	Almajmoua Almutahida for Assembling and Manufacturing Electronic and Electrical Devices	2,897,663
1034	Altoumi for Importing Construction Materials and Sanitary Ware	2,897,100
1035	Altaalluq Albahir Alawal for Importing Electronic, Household, and Electrical Materials and Accessories	2,885,014
1036	Alkian for Paper Industries, Packaging, and Printing	2,869,853
1037	Alalama Allectronia Aljadeeda for Importing Electronic Devices, Spare Parts, and Accessories	2,869,429
1038	Alyanboua Alalamia for Importing Foodstuffs	2,862,406
1039	Alsorouh Allibya Alhaditha for Importing Electrical and Non-Electrical Devices and Spare Parts	2,860,107
1040	Alghazl for Importing Clothing, Textiles, and Leather Products	2,852,000
1041	Alrifaq Aljudod for Importing Livestock and Meat	2,847,600
1042	Altawasul Factory for Wood Industries	2,837,627
1043	Alatba Alawael for Importing Medical Equipment	2,836,057
1044	Fayoumi for Feed Manufacturing and Grain Milling	2,818,793
1045	Najmat Alkhair for Paper Industries	2,806,550
1046	Albadil for Importing Electronic Devices and Accessories	2,801,519
1047	Almubarakah for Food Industries Ltd.	2,799,989
1048	Wahat Alkhair for Importing Electronic Devices	2,797,520
1049	Asaad for Importing Trucks, Vehicles, and Heavy Transport Means	2,768,340
1050	Lina Pharma for Importing Medicines and Medical Equipment	2,758,570
1051	Allibya Alsarea for Aviation Services	2,754,534
1052	Safaa Altareeq for Importing Foodstuffs, Livestock, and Meat	2,747,763
1053	Almanara Aldawlia Alola for Importing Electrical, Electronic, and Mechanical Devices	2,742,021
1054	Tariq Alhareer for Importing Foodstuffs, Livestock, and Meat	2,735,730
1055	Badr Misrata for Importing Foodstuffs, Livestock, and Meat	2,727,968
1056	Abudabbous Factory for Manufacturing Plastic Containers and Household Items	2,725,706
1057	Aslanta for Importing Foodstuffs, Livestock, and Meat	2,723,274
1058	Silbers Libya for Importing Perfumes, Cosmetics, Hardware, and Cleaning Materials	2,715,196
1059	Borouj Al-Salam for Feed and Flour Manufacturing	2,713,600

1060	Almitaq Alhadith for PVC Manufacturing	2,713,462
1061	Rawafed Almustaqbal for Importing Foodstuffs	2,707,620
1062	Anzimat Almustaqbal for Importing Electronic Devices and Accessories	2,701,382
1063	Bayan Libya Alalamia for Importing Electrical, Electronic, and Non-Electrical Devices and Spare Parts	2,700,491
1064	Wasel for Importing Electronic, Electrical, and Non-Electrical Devices	2,700,367
1065	Almajmoua Alttibia for Importing Laboratory and Dental Equipment	2,678,978
1066	Safi Libya Aljadeeda for Importing Electrical, Electronic, and Non-Electrical Devices	2,670,227
1067	Altafaol Factory for Construction Materials	2,665,300
1068	Alruwad Aldawli for Clothing Manufacturing	2,660,560
1069	Shuaa Al-Oula for Manufacturing Construction and Sanitary Materials	2,659,327
1070	Alqala for Importing Agricultural Materials and Supplies	2,650,339
1071	Alikram for Importing Agricultural Machinery and Equipment	2,650,285
1072	Alsand for Wood Industries	2,640,972
1073	Adwaa Almadina Althahabia for Importing Electronic and Electrical Devices, Spare Parts, and Mobile Phones	2,638,093
1074	Alnourain Aldawlia for Importing Raw Materials	2,635,236
1075	Alronoq Factory for Wood Industries	2,629,385
1076	Mas for Plastic Industries	2,621,518
1077	Almotawara for Importing Electrical Devices and Spare Parts	2,615,974
1078	Alraeda for Manufacturing Construction Materials	2,607,311
1079	Kfouf Alraha for Importing Medical Equipment and Supplies	2,601,672
1080	Jisr Althahab Group for General Contracting and Real Estate Investment	2,600,832
1081	Alatayeb for Importing Foodstuffs, Livestock, and Meat	2,597,021
1082	Alqotoof Alalia for Importing Foodstuffs	2,576,460
1083	Abwab Al-Fath for Importing Stationery and Office Supplies	2,576,225
1084	Kona for Importing Foodstuffs	2,575,325
1085	Anwar Almustaqbal Alalamia for Importing Electrical, Electronic, and Non-Electrical Devices and Spare Parts	2,566,603
1086	Afaq for Importing Transportation Means and Workshop Equipment	2,566,236
1087	Mavaza for Petrochemical Industries	2,565,655
1088	Taj Alghitha Alawal for Importing Foodstuffs, Livestock, and Meat	2,550,930
1089	Althawabitt Almutahida for Information Technology and Communication Systems	2,549,871
1090	Almustaqbal Alwadih for Importing Mother and Baby Supplies	2,547,350
1091	Shams Aljazeera for Importing Electronic, Electrical, and Non-Electrical Devices and Accessories	2,544,600
1092	Zadco Pharma for Importing Medicines and Medical Equipment	2,538,012
1093	Albinaa Almathali for Importing Electrical, Electronic, and Non-Electrical Devices and Spare Parts	2,531,137
1094	Almoassis Alraqi for Iron Industries	2,527,550
1095	Almaamoura Aljadeeda for Mills, Feed, and Rice Processing	2,514,375
1096	Alqita Althabit for Aluminum Manufacturing	2,501,692
1097	Anoud Aljabal for Importing Foodstuffs	2,499,998
1098	Alwitaq Alawal for PVC Manufacturing	2,495,622
1099	Rand for Food Industries	2,494,530
1100	Alain Al-Sahara for Importing Foodstuffs	2,493,546

1101	Alghazali Factory for Construction Materials	2,492,343
1102	Alghitha Alsami Alawal for Food Industries	2,480,000
1103	Alibda' Alqaari for Importing Construction and Sanitary Materials	2,469,150
1104	Baqat Alrabi for Importing Foodstuffs	2,465,000
1105	Lamis Alwiqaya for Importing Mother and Baby Supplies	2,456,587
1106	Bahira Al-Saray for Importing Heavy Machinery and Factory Equipment	2,448,784
1107	Buyout Al-Ezz Group for Importing Construction and Sanitary Materials	2,442,967
1108	Alalam Almodi for Importing Electrical, Electronic, and Non-Electrical Devices and Spare Parts	2,433,546
1109	Alalama Alwataniya for Food Industries	2,424,762
1110	Farmalce Libya for Importing Medicines, Medical Preparations, and Mother & Baby Supplies	2,422,864
1111	Alsuoud Almathali for Importing Transport Means and Accessories	2,420,503
1112	Alshahid Group for Importing Foodstuffs	2,419,800
1113	Albayt Al-Mumayaz for Importing Construction and Sanitary Materials	2,416,023
1114	Alibda' Alhur for Importing Clothing, Textiles, and Leather Products	2,413,644
1115	Clean International for Importing Cosmetics, Hardware, and Cleaning Products	2,412,721
1116	Alwaha Insurance	2,409,978
1117	Aljabal Alakhdar Al-Dawlia for Importing Clothing, Textiles, and Leather Products	2,408,041
1118	Alnokhba for Importing Foodstuffs	2,404,052
1119	Alrawda for PVC and Aluminum Manufacturing	2,402,361
1120	Almotatawreen Group for Aluminum and PVC Manufacturing	2,400,993
1121	Elaf International United for Importing Clothing, Shoes, Textiles, and Leather Products	2,400,000
1122	Alaws Allibya for Importing Foodstuffs	2,395,614
1123	Almasar Aljadeed for Importing Vehicles and Spare Parts	2,391,889
1124	Alheira for Manufacturing Electronic and Electrical Devices	2,385,070
1125	Caracas for Importing Foodstuffs	2,380,936
1126	Alam Al-Moharrikat Alraed for Importing Transport Means and Accessories	2,375,610
1127	Alqasr Almalaki for Importing Medical Equipment, Medicines, and Mother & Baby Supplies	2,373,510
1128	Najmat Almajarah for Importing Livestock and Meat	2,368,307
1129	Altakamol Factory for Corrugated Sheets Manufacturing	2,363,950
1130	Albaraq Alhandasiya for General Contracting and Real Estate Investment	2,363,800
1131	Almohandisoun Almutahidoon for Constructions and Engineering Works	2,360,600
1132	Almuttahida for Aluminum, PVC, and Décor Industries	2,356,123
1133	Provimi Mediterranean for Feed Manufacturing	2,344,786
1134	Alrihab for Importing Vehicles and Spare Parts	2,342,500
1135	Rukn Alibda' for Food Industries	2,331,794
1136	Alraseel for Furniture Manufacturing	2,329,681
1137	Almarj Group for Importing Foodstuffs, Livestock, and Meat	2,323,339
1138	Titel for Importing Factory and Workshop Equipment	2,316,431
1139	Alkuf Albahir for Importing Heavy Machinery and Spare Parts	2,312,364
1140	Tazweed Libya for Importing Foodstuffs	2,300,560
1141	Albottnan for Importing Veterinary Medicines	2,290,025



1142	Alishraq Aljadeed for Furniture Manufacturing	2,288,706
1143	Alistibraq Almodi for Importing Electronic and Electrical Devices	2,286,072
1144	Alharam for Manufacturing Paints and Plastic/Metal Containers	2,285,100
1145	Almuttahida Allibya for Importing Electrical, Electronic, and Non-Electrical Devices and Accessories	2,281,283
1146	Rukn Almutawassit for Manufacturing Electronic and Electrical Devices	2,270,379
1147	Nidaa Almustaqbal for Importing Transport Means and Spare Parts	2,269,550
1148	Alrafee' for Manufacturing Electronic and Electrical Devices	2,260,025
1149	Alsunbula Alfareqa for Importing Foodstuffs	2,253,875
1150	Alsawaed Alsamra for Importing Construction and Sanitary Materials	2,253,395
1151	Sahl Alfadheel Abu Omar for Importing Agricultural Machinery and Equipment	2,250,188
1152	Opal for Food Industries	2,250,000
1153	Afaq Alghad for Publishing and Printing	2,241,499
1154	Misrata Factory for Plastic Pipes	2,234,639
1155	Aldiyar Alalamia for Importing Construction and Sanitary Materials	2,227,119
1156	Althakaa Alsina'i Alawal for Computer and IT Services	2,226,000
1157	Alqitaat Alhaditha for Aluminum Manufacturing	2,208,882
1158	Alhawabet Alraqia for Importing Sanitary Materials	2,200,492
1159	Alnahda Alwataniya for Importing Transport Means	2,194,937
1160	Alomran Almozdahir for Manufacturing Cleaning Materials	2,193,180
1161	Asmaran for Asphalt and Petroleum Derivatives Manufacturing	2,189,600
1162	Almurshid Group for Importing Transport Means and Accessories	2,177,823
1163	Saltan Albarakah for Importing Foodstuffs	2,176,936
1164	Aljousour for Importing Workshop and Factory Equipment	2,172,426
1165	Alomma Almutahida for Printing, Publishing, Media, Paper, Packaging, and Printing	2,170,159
1166	Altanara for Fishing and Fish Canning	2,166,055
1167	Faras for Networks and IT Services	2,149,563
1168	Allamsa Aljadeeda for Furniture Manufacturing	2,144,750
1169	Sanabel Alzahra for Importing Farm Equipment and Agricultural Supplies	2,142,799
1170	Alriyada Al-Dawaya for Importing Medical Equipment and Medicines	2,141,870
1171	Condor Libya for Importing Electrical, Non-Electrical, and Electronic Devices and Accessories	2,140,520
1172	Albeskel for Importing Electrical and Household Materials	2,136,219
1173	Almaysam Alalamia for Importing Clothing, Textiles, and Leather Products	2,135,718
1174	Albadil Almomtaz for Importing Electronic, Electrical, and Non-Electrical Devices	2,130,380
1175	Alqodrah Alme'maria Alfaiqa for Importing Construction and Sanitary Materials	2,130,284
1176	Alsahl for Telecommunications and Technology	2,113,274
1177	Injaz Alwataniya for Manufacturing Construction Materials	2,110,930
1178	Belhaj Factory for Mats and Accessories Manufacturing	2,109,388
1179	Alasmaa for Importing Cleaning Materials	2,094,029
1180	Alqoton Alabyad for Importing Clothing, Fabrics, and Leather Products	2,090,944
1181	Alrasikha for Importing Construction and Sanitary Materials	2,082,048
1182	Alrakh'a for Flour and Derivatives Manufacturing	2,080,000

1183	Amial for Importing Electrical, Non-Electrical Devices, and Spare Parts	2,062,962
1184	Alsawaed Alalamia for Importing Foodstuffs, Livestock, and Meat	2,062,789
1185	Shomous Alghithaa for Importing Foodstuffs, Livestock, and Meat	2,059,397
1186	Jibal Libya for Importing Heavy Machinery and Factory Equipment	2,056,112
1187	Shams Almajid for Importing Construction Materials	2,050,650
1188	Alsada Almomayazoun for Food and Sweets Industries	2,041,095
1189	Itar Alafdal for Importing Transport Means and Accessories	2,040,926
1190	Rokaz for Importing Construction and Sanitary Materials	2,031,437
1191	Alborhan Alalami for Importing Foodstuffs, Livestock, and Meat	2,029,790
1192	Albashayer for Importing Electrical Materials	2,024,233
1193	Alsahel Almotatawer Alawal for Importing Electrical, Electronic, and Non-Electrical Devices and Spare Parts	2,020,666
1194	Alghadaq for Importing Foodstuffs	2,014,377
1195	Homey for Importing Electrical, Non-Electrical Devices, and Spare Parts	2,012,181
1196	Almozan for Importing Foodstuffs, Livestock, and Meat	2,005,717
1197	Alkawkab Althahabi for Importing Electronic Devices, Accessories, and Spare Parts	2,000,283
1198	Widian Alrabi for Mills and Feed Manufacturing	1,999,250
1199	Ruboa Albowadi for Feed Manufacturing	1,999,250
1200	Alandalus for Feed Manufacturing	1,999,250
1201	Alamani Albaydaa for Importing Foodstuffs	1,993,613
1202	Albinaa Al-Fakher Alawal for Manufacturing Construction Materials	1,984,300
1203	Allu'lu'a Alalamia for Importing Jewelry and Precious Metals	1,983,700
1204	Almawared Almutahida for Importing Foodstuffs	1,983,031
1205	Wakeel Zaltan for Importing Foodstuffs, Fruits, and Meat	1,972,500
1206	Ben Jaber for Importing Auto Spare Parts	1,970,562
1207	Alrifaq Aljudod for Importing Agricultural Machinery and Equipment	1,970,028
1208	Alwaqia for Manufacturing Construction and Sanitary Materials	1,968,000
1209	Wadi Aram Al-Dawlia for Importing Vehicles and Spare Parts	1,965,084
1210	Shamal Africa Alalamia for Importing Generators and Spare Parts	1,964,960
1211	Daleel Alamakn for Importing Electrical, Non-Electrical, and Electronic Devices	1,956,720
1212	Atlas Alalamia for Importing Medicines and Mother & Baby Supplies	1,954,667
1213	Alzaytouna for Plastic Industries	1,952,448
1214	Batoul Aljabal for Brick and Construction Materials Manufacturing	1,950,400
1215	Alshafaq for IT Services	1,945,441
1216	Alkees for Plastic Industries	1,937,332
1217	Alrawi for Dairy Manufacturing	1,931,856
1218	Karzaz Factory for Plastic Industries	1,925,800
1219	Almuthmira for Importing Foodstuffs	1,924,108
1220	Alnawafed Alasria for Aluminum and PVC Manufacturing	1,918,742
1221	Jinan Almustaqlal for Importing Electrical and Electronic Materials	1,917,238
1222	Ofoq Althahabi for Importing Electrical, Electronic, and Household Materials	1,915,707
1223	Shaimaa for Food Industries	1,914,192

1224	Dar Alsaqia for Importing Foodstuffs, Livestock, and Meat	1,912,356
1225	Afaq Altatweer for Aluminum and PVC Manufacturing	1,911,494
1226	Alawafi for Importing Foodstuffs	1,907,716
1227	Rawan Alamal for Importing Foodstuffs, Livestock, and Meat	1,900,235
1228	Banan for Importing Perfumes, Cosmetics, Hardware, and Cleaning Materials	1,899,588
1229	Almahsool Alakhder for Rice Milling, Food Manufacturing, Flour, and Derivatives	1,894,000
1230	Aljithad for Importing Electrical, Non-Electrical Devices, and Spare Parts	1,893,021
1231	Alrabeea for Manufacturing Diapers, Hygiene Products, and Detergents	1,891,362
1232	Alssafya Aldhahabia for Mills and Feed Manufacturing	1,890,000
1233	Alawael Aljadeeda Group for Furniture Manufacturing	1,885,908
1234	Verona for Importing Foodstuffs, Livestock, and Meat	1,884,939
1235	Lareen for Importing Agricultural Machinery and Equipment	1,880,364
1236	Medica for Importing Medicines, Medical Preparations, and Mother & Baby Supplies	1,876,655
1237	Alsadaqa Alhaditha for Telecommunication and IT Services	1,875,000
1238	Alosour for Importing Clothing, Textiles, and Leather Products	1,874,040
1239	Ben Walid Complex for Wool Industries	1,872,328
1240	Afaq Alhayah for Importing Electronic Devices and Accessories	1,870,912
1241	Albinyan Alliby for Iron Industries	1,868,000
1242	Itr Alharameen for Importing Foodstuffs and Fresh Fruits	1,866,440
1243	Alisnad for Importing Transport Means and Accessories	1,859,940
1244	Alamida Almodia for Importing Construction and Sanitary Materials	1,854,900
1245	Wadi Alhayat for Importing Transport Means and Accessories	1,843,200
1246	Otwad Albinaa for Importing Construction and Sanitary Materials	1,839,000
1247	Alarabia for Telecommunication and Technology	1,832,453
1248	Alarabia for Importing Books and Stationery	1,822,298
1249	Alsharq for Importing Electrical and Non-Electrical Devices and Spare Parts	1,816,500
1250	Alghithaa Alwatani Group for Importing Foodstuffs	1,815,800
1251	Altawafuq Alarabi for Importing Foodstuffs, Livestock, and Meat	1,812,580
1252	Abolonia Pharma for Importing Medicines and Mother & Baby Supplies	1,811,068
1253	Almuttahida Aljadeeda for Importing Vehicles and Spare Parts	1,808,594
1254	Alethar Aldaem for Importing Foodstuffs, Livestock, and Meat	1,803,957
1255	Rama Allibya for Plastic Industries	1,802,680
1256	Alqout for Food Industries	1,794,512
1257	Wahat Libya for Importing Foodstuffs	1,783,356
1258	Alsnawan for Manufacturing and Selling Food Products and Supplies	1,780,592
1259	Alhejaz Alalamia for Importing Foodstuffs, Livestock, and Meat	1,779,006
1260	Almakhzon Altayeb for Importing Mother & Baby Supplies	1,778,475
1261	Altaqaddom for Metal and Plastic Industries	1,771,258
1262	Ansam Alalamia for Importing Electrical, Non-Electrical Devices, and Spare Parts	1,763,893
1263	Victoria for Importing Foodstuffs, Livestock, and Meat	1,752,103
1264	Alyaqout Alsaafi for Importing Heavy Machinery and Factory Equipment	1,751,321

1265	Althiqah Alalamia for Electromechanical Works	1,751,100
1266	Tamar Almousim for Agricultural Equipment Manufacturing	1,750,500
1267	Alssayadela for Importing Medicines and Medical Supplies	1,749,482
1268	Alghazala for Importing Construction and Sanitary Materials	1,720,376
1269	Sah for Importing Books, Stationery, and Office Equipment	1,711,813
1270	Bir Liyas for Importing Agricultural Machinery and Equipment	1,710,206
1271	Alsaqia for Importing Foodstuffs, Livestock, and Meat	1,701,749
1272	Alasalib Alfaniya for Excavation Works and General Contracting	1,701,242
1273	Alemaad for Importing Medicines, Medical Equipment, and Mother & Baby Supplies	1,693,043
1274	Alafdal for Feed Manufacturing	1,691,700
1275	Aljousour for Importing Agricultural Machinery, Equipment, and Supplies	1,688,521
1276	Kheir Albarari for Feed Manufacturing	1,687,564
1277	Bladi Factory for Paint Manufacturing	1,686,115
1278	Alqala Alkubra for Importing Agricultural Supplies and Spare Parts	1,683,423
1279	Albinyan Alfidhi for Importing Foodstuffs	1,680,324
1280	Sofia Almutakaddima for Importing Electrical, Electronic, and Non-Electrical Devices and Spare Parts	1,671,375
1281	Altelal for Importing Agricultural Machinery and Equipment	1,665,102
1282	Inarat Almutawassit for Importing Electrical and Non-Electrical Devices	1,661,729
1283	Aljera Alalamia for Importing Foodstuffs, Livestock, and Meat	1,655,000
1284	Alrahaa for Importing Foodstuffs, Livestock, and Meat	1,652,040
1285	Ofoq Aljawda for Importing Foodstuffs	1,650,000
1286	Alshareqa for Importing Perfumes and Cosmetics	1,650,000
1287	Hadid Libya Alwataniya for Iron Industries	1,647,492
1288	Almotawaset Alzahir for Importing Foodstuffs	1,647,016
1289	Zahret AlYasmin for Importing Agricultural Equipment	1,646,477
1290	Fine for Manufacturing Sponge and Salons	1,641,739
1291	Baytek Aljadeed for Importing Electrical and Non-Electrical Devices and Spare Parts	1,641,470
1292	Alzaytouna Alkhadra for Importing Agricultural Machinery, Supplies, and Spare Parts	1,626,932
1293	Donia Alseha for Importing Veterinary Medicines, Serums, and Vaccines	1,626,300
1294	Jabal Alkouf for Importing Cars and Spare Parts – Subsidiary of Akakus Company	1,613,778
1295	Alrabee Factory for Manufacturing Cleaning Materials	1,611,523
1296	Alsahraa Alkabeera for Manufacturing Cleaning Materials	1,610,000
1297	Albayader Alkhadra for Importing Various Transportation Means and Accessories	1,606,816
1298	Altawafuq Aldaem for Importing Foodstuffs	1,603,150
1299	Marahil Albenaa for Importing Construction Materials and Sanitary Ware	1,603,071
1300	Wadi Alhayat for Importing Raw Materials	1,600,429
1301	Bayt Alsafwa for Manufacturing Aluminum and PVC	1,598,739
1302	Etr Alsharq for Importing Cleaning Materials	1,598,467
1303	Almathaq AlKori for Importing Foodstuffs, Livestock, and Meat	1,577,586
1304	Alredwan for Importing Medicines, Medical Supplies, and Equipment	1,572,411
1305	Nojom Alshyaka for Importing Clothes, Textiles, and Shoes	1,569,462

1306	Gamma Libya for Importing and Distributing Electrical Equipment and Spare Parts	1,561,610
1307	Almaaden Allibi for Iron Industries and Hangars	1,554,785
1308	Alnojoom Alalamia for Importing Foodstuffs, Livestock, and Meat	1,552,430
1309	Alrasm for Importing Books and Stationery	1,550,078
1310	AlSumt for Importing Medicines, Medical Equipment, Medical Preparations, and Mother & Child Supplies	1,549,099
1311	Sofana for Importing Foodstuffs, Livestock, and Meat	1,546,265
1312	Ital for Importing Electrical and Non-Electrical Devices, Spare Parts, and Electronic Devices	1,544,231
1313	Alaemar Albaher for Importing Electrical Devices and Spare Parts	1,541,572
1314	Bariq Alaseria Alawla for Manufacturing Cleaning Materials and Complementary Products	1,538,250
1315	Almowja for Electronic Industries	1,537,515
1316	Berniq for Importing Industrial Machinery and Equipment	1,531,200
1317	Moroog Libya for Importing Agricultural Machinery, Supplies, and Spare Parts	1,530,000
1318	Alrahmani for Clinker Grinding and Cement Manufacturing	1,524,000
1319	AlEtihad Alraeda for Importing Furniture	1,508,746
1320	Alshaheen AlDawlia for Importing Foodstuffs	1,502,300
1321	Almotajadid for Importing Home and Office Furniture	1,500,555
1322	Albadil AlSenaei for Manufacturing PVC	1,500,194
1323	Shomooa Alenshaat and Metal Industries	1,499,786
1324	Alwakeel Alalamia Alawla for Importing Medicines, Mother & Child Supplies, and Medical Equipment	1,499,406
1325	Bashair Almostaqbel Alawla for Importing Construction Materials, Sanitary Ware, and Accessories	1,496,530
1326	Qasr Alsadir for Importing Ceramics and Construction Materials	1,494,670
1327	The International Company for Prefabricated Buildings	1,492,750
1328	Alhussain for Electrical Industries and Services	1,485,192
1329	Sama Misrata for Importing Foodstuffs, Livestock, and Meat	1,482,000
1330	Sultanah for Importing Foodstuffs, Livestock, and Meat	1,481,184
1331	Alnamaa Alflahi for Importing Agricultural Materials, Supplies, and Spare Parts	1,480,178
1332	Alborg Alalamia for Importing Transportation Means and Accessories	1,480,000
1333	Medico for Importing Medicines, Medical Equipment, Preparations, and Mother & Child Supplies	1,475,062
1334	Almasfofa Alraqmia for Communications, Information Technology, and Value-Added Services	1,474,659
1335	Bayader Alneama for Food Industries	1,474,386
1336	Aladaa Alali for Importing Construction Materials and Sanitary Ware	1,467,201
1337	Altanmia for Manufacturing Plastic Pipes	1,463,638
1338	Libya Gate for Importing Medical Equipment, Preparations, and Mother & Child Supplies	1,444,138
1339	Ard Alhayat for Agricultural Development and Livestock Production	1,440,000
1340	Aljoda Almotakamela for Importing Agricultural Machinery, Supplies, and Spare Parts	1,440,000
1341	Alnoor Alabyad for Importing Agricultural Machinery and Supplies	1,440,000
1342	Aalam Albatrik for Importing Electronic Devices, Accessories, and Spare Parts	1,438,174
1343	Alekhwa Almotahidon for Importing Household Materials, Home Appliances, and Electrical Devices	1,433,021
1344	Dar Aljood for Manufacturing Carton, Bags, and Paper Envelopes	1,427,090
1345	Nejmat Bladi for Manufacturing Aluminum, PVC, and Accessories	1,416,545
1346	Aynoor Alawla for Manufacturing Kitchens and Furniture	1,416,251

1347	Qimam Alrimal for Importing Raw Materials	1,415,720
1348	Altamad for Poultry Breeding and Hatching	1,414,094
1349	Alhadai'q Alkhadra Group for Importing Foodstuffs	1,410,000
1350	Aalam Alitqan for Iron Manufacturing	1,409,927
1351	Alraya for Agricultural Production	1,404,447
1352	Almathalthat for Food Industries – Joint Stock	1,403,572
1353	Alsadara for Manufacturing, Packing, and Processing Foodstuffs, Legumes, Nuts, and Coffee	1,400,714
1354	Aldahia for Mills and Animal Feed	1,399,280
1355	Albarya for Importing Foodstuffs	1,395,991
1356	Alkhalil for Importing Transportation Means and Accessories	1,380,000
1357	Jood Libya for Importing Agricultural Machinery, Supplies, and Spare Parts	1,373,571
1358	Alalamia for Manufacturing Sweets and Food Products	1,370,715
1359	Rawasi Alsahraa for Importing Oils, Lubricants, Transportation Means, and Accessories	1,368,653
1360	Alwated for Mills and Animal Feed	1,362,960
1361	Ward Algharb for Importing Decorations, Sundries, and Cleaning Materials	1,358,610
1362	Alomara Gate for General Contracting and Real Estate Investment	1,356,232
1363	Alabraj Althahabiya for Coating and Putties	1,355,782
1364	Alraheeq Alazraq for Food Industries	1,353,060
1365	Altaqaddom Alwatani for Importing Construction Materials, Sanitary Ware, and Accessories	1,345,909
1366	Libico for Importing Foodstuffs, Livestock, and Meat	1,343,175
1367	Alshorouq Althahabi for Importing Foodstuffs, Livestock, and Meat	1,340,640
1368	Alborg Alghitha'i Aljadeed for Importing Foodstuffs, Livestock, and Meat	1,340,000
1369	Altawoon Alawali for Importing Construction Materials, Sanitary Ware, and Accessories	1,338,243
1370	Mega Sport for Importing Clothes and Shoes	1,334,932
1371	Alghithaa Alafdal for Importing Foodstuffs – Limited Liability	1,331,519
1372	Ghadames Aviation – Subsidiary of Panorama Holding	1,325,036
1373	Boyout Alezz for Manufacturing Construction Materials	1,322,320
1374	Masylia for Importing Foodstuffs	1,319,985
1375	Aldeqah Alsehia for Importing Orthopedic Devices, Medical Equipment, and Supplies	1,319,263
1376	Alrowad Factory for Manufacturing Aluminum and PVC	1,317,876
1377	Almeezan Althahabi Aljadeed for Importing Construction Materials, Sanitary Ware, and Accessories	1,314,315
1378	Ma'edat Alrahman for Importing Foodstuffs	1,314,000
1379	Technology Industrial for Metal Works and Steel Constructions	1,310,892
1380	Alejmaa for Importing Household and Electrical Materials	1,309,858
1381	Aryaf Bladi for Importing Foodstuffs	1,309,078
1382	Almosdar Alalami for Importing Foodstuffs, Meat, and Livestock	1,304,113
1383	Alwaleed for Importing Electronic and Electrical Devices	1,290,954
1384	The Southern Group for Information Technology	1,288,257
1385	Alnabdh Aljadeed for Communications and Information Technology	1,286,000
1386	Qurnab for Importing Cars, Spare Parts, Oils, and Lubricants	1,284,237
1387	Alkof for Importing Electrical Devices, Spare Parts, Electronic Devices, and Accessories	1,276,299

1388	Jabal Alsahil for Information Technology	1,275,142
1389	Almathalath for Importing Electrical Tools and Equipment	1,270,436
1390	Almasa Alalamia for Importing Medical Equipment, Medicines, Preparations, and Mother & Child Supplies	1,264,662
1391	Alaqeeq for Communications and Technology	1,263,600
1392	Hadathat Alaser for Importing Agricultural Machinery, Supplies, and Spare Parts	1,256,816
1393	Almazare' Alawal for Importing Livestock and Meat	1,255,142
1394	Alssada for Importing Medical Equipment, Supplies, and Pharmaceutical Materials	1,254,313
1395	Rabwat Algharb for Importing Foodstuffs	1,253,751
1396	Albassatine Alkhadra Group for Importing Foodstuffs, Fresh Fruits, Livestock, and Meat	1,250,000
1397	Dhifaf Albahira Alalamia for Importing Construction Materials, Sanitary Ware, and Accessories	1,249,500
1398	Alasima Alalamia for Importing Cars and Spare Parts	1,248,563
1399	Thimara for Food Industries	1,246,558
1400	Andre for Manufacturing Cleaning Materials	1,244,890
1401	Bahr Alruqi for Information Technology	1,240,639
1402	Alzain Alalamia for Importing Tobacco, Cigarettes, and Related Supplies	1,237,995
1403	Jeel Alamal for Importing Livestock and Meat	1,232,280
1404	Altawafuq Alsaate for Importing Construction Materials, Sanitary Ware, and Accessories	1,224,119
1405	Altaawofuq Alalamia for Importing Electrical and Electronic Devices and Accessories	1,224,029
1406	Alinmaa Altadamonnia for Importing Construction Materials	1,217,691
1407	Almotafawiq Albarea for Importing Electrical Materials	1,217,250
1408	Roh Libya for Importing Medicines, Medical Equipment, Preparations, and Mother & Child Supplies	1,216,377
1409	Almosdar Alameen for Importing Transportation Means and Accessories	1,216,159
1410	Alne'am Alalamia for Food Industries	1,215,000
1411	Alrabee Alsa'ed for Importing Construction Materials, Sanitary Ware, and Accessories	1,212,866
1412	Alofuq Alhadeetha for Importing Construction Materials, Sanitary Ware, and Accessories	1,212,599
1413	Alashqaa for Plastic Industries	1,208,051
1414	Altahadi Alawal for Manufacturing Furniture	1,207,116
1415	Almottahida for Manufacturing Paper Cups	1,202,215
1416	Jabal Alnoor for Importing Clothes, Textiles, and Leather Products	1,200,829
1417	Alraqa'iq Alalia for Importing Electrical and Non-Electrical Devices and Electronic Devices	1,200,750
1418	Adwa' Almotawaset for Importing Electrical and Electronic Devices	1,200,642
1419	Alzaad Alshafi for Importing Medicines, Medical Equipment, and Mother & Child Supplies	1,200,364
1420	Altaawofuq Alalamia for Importing Grains, Seeds, and Animal Feed	1,200,000
1421	Wadi Zain for Importing Medicines, Preparations, and Mother & Child Supplies	1,199,352
1422	Albab Alali Alsaabe' for Iron Industries	1,197,875
1423	Etihad Alelectronat for Importing Electronic and Electrical Devices	1,194,641
1424	Almawadda Alwosta for Importing Foodstuffs, Livestock, and Meat	1,194,455
1425	Alitar Alamin for Importing Tires, Batteries, and Car Accessories	1,192,765
1426	Marjan Albahr for Importing Frozen Fish, Livestock, and Meat	1,190,050
1427	Alriyada for Iron Industries	1,189,775
1428	Alalamia Almotamayza for Importing Transportation Means and Accessories	1,182,932

1429	Jood Alghithaa Alalamia for Importing Foodstuffs, Livestock, and Meat	1,182,753
1430	Alqala'a for Manufacturing Soap and Cleaning Materials – Joint Stock	1,182,595
1431	Gharyan Alalamia for Importing Electrical and Electronic Devices	1,182,412
1432	Wadi Alnamaa for Importing Agricultural Machinery, Supplies, and Spare Parts	1,179,804
1433	Tijarat Almostaqbel for Importing Foodstuffs	1,178,065
1434	The International Company for Beverages	1,177,716
1435	Alrabah for Printing and Packaging	1,172,485
1436	North Africa Global for Importing Electrical, Non-Electrical Devices and Spare Parts	1,163,515
1437	Arkan International for Importing Medical Equipment, Medical Preparations, and Mother & Child Supplies	1,160,640
1438	Al-Alamiya Aviation for Air Transport	1,158,954
1439	Azka for Importing Transportation Means and Accessories	1,158,531
1440	Sumoud Al-Abraj for Importing Building Materials, Sanitary Ware, and Accessories	1,157,767
1441	Albidaa Al-Haditha for Importing Veterinary Medicines and Serums	1,156,646
1442	Ruya Almustaqbal for Importing Foodstuffs	1,154,925
1443	Al-Haqel Alakhdar for Importing Agricultural Machinery, Supplies, and Spare Parts	1,154,084
1444	Alshabaka Aldawliya for Importing Electronic Devices, Accessories, and Spare Parts	1,154,029
1445	Albeidan for Importing Transportation Means and Tires	1,153,527
1446	Alwataniya Al-Oula for Flour and Feed Manufacturing	1,152,750
1447	Ajwa' Al-Alam for General Contracting and Real Estate Investment	1,149,183
1448	Almustaqbal Alsaheh for Importing Cars and Spare Parts	1,145,134
1449	Aldaleel Altibi for Importing Medicines and Medical Preparations	1,138,325
1450	Libya Almagd for Importing Cleaning Materials and Hardware	1,137,414
1451	Alrahba for Importing Foodstuffs	1,137,380
1452	Alkhalij for Importing Clothing, Textiles, and Leather Products	1,136,924
1453	Jawharat Aljabal for Importing Medical Equipment and Mother & Child Supplies	1,132,746
1454	Electron Al-Alamiya for Importing Digital Systems and Information Technology	1,128,969
1455	Areej Alghidaa for Importing & Distributing Foodstuffs, Livestock, and Meat	1,125,208
1456	Alnajma Al-Oula for Importing Restaurant, Hotel, and Café Equipment	1,120,005
1457	Ambasa for Importing All Types of Building Materials	1,117,000
1458	Almaha for Importing Veterinary Vaccines and Medicines	1,115,717
1459	Almathmar Al-Awal for Importing Agricultural Materials, Machinery, and Supplies	1,115,336
1460	Altamayouz Alarabi for Importing Building Materials, Sanitary Ware, and Accessories	1,114,918
1461	Reema for Importing Foodstuffs	1,114,610
1462	Almalika Aldhahabiya for Importing Mother & Child Supplies	1,112,926
1463	Altaj Alghidaa Aldhahabi for Importing Foodstuffs, Livestock, and Meat	1,111,678
1464	Rabah for Plastic Industries	1,108,470
1465	Albunduqiya for Importing Foodstuffs	1,107,069
1466	Khazafiya for Importing Building Materials and Sanitary Ware	1,106,836
1467	Aljeel Alhadeeth for Importing Electronic, Electrical, Non-Electrical Devices and Spare Parts	1,105,125
1468	Qawaed Almajid for General Contracting and Real Estate Investment	1,104,964
1469	Jabal Alsharq for Poultry Breeding, Egg and Meat Production	1,103,961



1470	Alserb Altibi for Importing Medicines and Medical Equipment	1,102,719
1471	Albissima Al-Tibbiya Al-Dawliya for Importing Medicines and Medical Equipment	1,101,425
1472	Toba for Importing Various Transportation Means and Accessories	1,094,197
1473	Aljoda Al-Alya for Agricultural and Livestock Investment	1,089,310
1474	Alrukun Alsharqi for Information Technology	1,083,948
1475	Sibrian Alwadi for Importing Clothing and Footwear	1,080,606
1476	Beit Almadina for Importing Electrical and Non-Electrical Devices and Spare Parts	1,080,573
1477	Belhaj Al-Alamiya for Refrigerator Manufacturing	1,079,978
1478	Aldiyar Alarabia for Importing Building Materials, Sanitary Ware, and Accessories	1,075,516
1479	Alghilal for Food Industries	1,073,000
1480	Alzahaa for Importing Foodstuffs	1,072,395
1481	Matlaa Al-Fajr Group for Importing Foodstuffs, Fruits, Vegetables, Meat, and Livestock	1,071,852
1482	Alhaditha for Importing Foodstuffs	1,071,220
1483	Mayar Al-Oula Al-Alamiya for Importing Foodstuffs, Livestock, and Meat	1,066,569
1484	Alwidian Almathmera for Importing Foodstuffs	1,066,294
1485	Dar Al-Salam for Importing Foodstuffs	1,064,698
1486	Alhadatha Almutakaddima for Importing Mobile Phones, Accessories, and Electronic Devices	1,063,000
1487	Alforsan Al-Oula for Importing Clothing, Textiles, and Leather Products	1,060,590
1488	Marai Aljabal for Feed Manufacturing	1,060,000
1489	Aldhiala Alraqi for Iron Industries	1,058,219
1490	Lamsat Almarah for Importing Books and Stationery	1,049,340
1491	Alsallala for Importing Agricultural Machinery, Supplies, and Spare Parts	1,047,115
1492	Alrefaqa for Importing Building Materials and Sanitary Ware	1,046,918
1493	Alnoor Alhaditha for Importing Foodstuffs	1,043,340
1494	Loran for Importing Foodstuffs, Meat, and Livestock	1,039,985
1495	Alresala for Importing Foodstuffs	1,035,505
1496	Babel Alhaditha for Importing Clothing, Textiles, Footwear, and Leather Products	1,031,893
1497	Dar Altijara for Importing Foodstuffs, Livestock, and Meat	1,030,523
1498	Alnakhil Al-Awal for Importing Raw Materials	1,029,228
1499	Al-Amira Factory for Food Industries	1,029,133
1500	Almustaqbal Almodi Al-Dowli for Importing Mother & Child Supplies	1,023,319
1501	Altanmia Factory for Mesh Sheet Manufacturing	1,021,090
1502	Alsaraya Factory for Manufacturing Aluminum Doors and Windows	1,020,043
1503	Hadaf Alsalama for Information Technology	1,020,026
1504	Almeezan Almatloob for Information Technology	1,019,672
1505	Alseraa Aldaqeeqa for Information Technology	1,018,702
1506	Alsiraj Almunir for Information Technology	1,016,961
1507	Alhasad Aldaem for Importing Agricultural Machinery, Supplies, and Spare Parts	1,014,307
1508	Alatlas Aldowli for Importing Building Materials, Sanitary Ware, and Accessories	1,009,308
1509	Alqarya for Importing Electrical, Non-Electrical, and Electronic Devices	1,009,059
1510	Sipes Libya for Paint Manufacturing	1,005,075

1511	Almazraa Althahabiya for Agricultural Investment and Production	1,004,302
1512	Qubtan Libya for Importing Foodstuffs, Livestock, and Meat	1,003,743
1513	Meenan for Importing Transportation Means and Accessories	1,000,936
1514	Albonyan for Iron & Steel Manufacturing	1,000,800
1515	Alsaraha for Importing Transportation Means and Accessories	1,000,400
1516	Alittihad Alarabi for Importing Medicines, Medical Equipment, Medical Preparations, and Mother & Child Supplies	999,981
1517	Esteel Al-Dawliya for Iron Industries	998,717
1518	Kafly Trading for Importing Electrical Devices, Spare Parts, and Electronics	998,284
1519	Manarat Shahhat Factory for Aluminum	998,116
1520	Alburooj Almutahida Al-Oula for Feed, Flour, and Grain Milling Industries	997,500
1521	Alyasmeen Al-Dawliya for Food Industries	996,855
1522	Alalama Al-Oula for Importing Medical Equipment, Medicines, Medical Preparations, and Mother & Child Supplies	996,335
1523	Kenzi for Importing Medical Equipment, Medicines, Medical Preparations, and Mother & Child Supplies	994,221
1524	Al-Afaq Al-Oula for Importing Electrical and Non-Electrical Devices, Spare Parts, and Electronics	993,000
1525	Almazraa Allibya Al-Oula for Importing Foodstuffs, Livestock, and Meat	992,250
1526	Havana for Installing and Maintaining All Types of Systems	992,025
1527	Abu Hajar for Sweets and Pastry Manufacturing	988,152
1528	Quwat Alfolad for Manufacturing Hangars, Prefab Houses, and Metal Forming	987,550
1529	Alfahd Alsaree for Importing Raw Materials	980,546
1530	Alitar for Importing Transportation Means and Accessories	978,992
1531	Alsidara Aljadeeda for Importing Foodstuffs and Fresh Fruits	978,576
1532	Alrahba Alhaditha for Manufacturing Electrical Appliances, Home Appliances, Electronic Devices, and Decor Materials	976,800
1533	Rimal Libya for Communications and Information Technology	976,080
1534	Crouchy for Aluminum and PVC Manufacturing	975,777
1535	Alzad Al-Alamiya for Food Industries	975,465
1536	Aldafniya Alhaditha for Iron Industries	974,700
1537	Alkhodouri Factory for Agricultural Carts and Water Tanks	974,400
1538	Almuntaha Al-Dawliya for Importing Electrical, Non-Electrical Devices, Spare Parts, and Electronics	970,632
1539	Qalaat Almukhtar for Importing Computers and Accessories	969,200
1540	Zliten for Iron Industries	969,085
1541	Ajwa' for Agricultural and Livestock Investments	964,154
1542	Al-Anis for Importing Decoration Materials	963,353
1543	Alqalam for Installing, Maintaining, and Developing Systems	963,000
1544	Alanara Albaydaa for Importing Electrical Devices, Spare Parts, and Electronics	962,847
1545	Altejara Alwataniya for Services and Catering Contracts	961,573
1546	Altatweer Almutamayiz for Importing Electrical Devices, Electronics, and Accessories	961,532
1547	Beta Al-Dawaeeya Al-Oula for Importing Medicines, Medical Preparations, and Medical Equipment	957,009
1548	Sidal Factory for Manufacturing Food Packaging Supplies	956,505
1549	Yamama Alsharq for Importing Foodstuffs	955,876
1550	Alqala'a Alhaditha for Importing Foodstuffs	953,170
1551	Albonyan Alaali for Manufacturing Steel, Aluminum, and PVC Doors and Windows	951,292

1552	Alfada'iyat for Importing Electronic Devices	950,000
1553	Libya Al-Oula for Manufacturing Soap and Cleaning Materials	949,798
1554	Alzaher for Manufacturing Office and Home Furniture	949,299
1555	Sheela for Importing Foodstuffs, Livestock, and Meat	944,870
1556	Alsarh Alfidi for Importing Heavy Machinery, Equipment, Supplies, and Spare Parts	943,587
1557	Allamsa for Importing Furniture and Accessories	940,848
1558	Baker for E-Commerce and Delivery	940,702
1559	Mawasem Alkhair Alkubra for Importing Agricultural Machinery, Supplies, and Spare Parts	940,623
1560	Aldar aljaida for Importing Building Materials, Sanitary Materials, and Accessories	940,350
1561	Alsalb Factory for Manufacturing Corrugated Sheets	935,304
1562	Altaer Alabyad for Food Industries	930,628
1563	Jawharat Alajban for Importing Foodstuffs	930,020
1564	Fatoon Libya for Importing Clothing	924,702
1565	Droub Almostaqbal for Manufacturing Sanitary Materials and Building Materials	918,180
1566	Wafra Almadina for Food Industries	917,535
1567	Hadrian for Importing Cars and Spare Parts	916,471
1568	Baad Alafuq for Telecommunications and Information Technology	912,050
1569	Aldaqa Alamina for Importing Means of Transport and Accessories	908,613
1570	Altanmia for Importing Oil Equipment and Devices	907,781
1571	Alshifa for Importing Medicines	906,745
1572	Tayba Aldwalia for Importing Furniture and Accessories	906,599
1573	Asda Libya for Importing Electrical and Non-Electrical Devices and Spare Parts	906,239
1574	Ahl Altib for Importing Medical Equipment, Supplies, and Mother & Child Needs	904,155
1575	Balhaj Factory for Manufacturing Car Radiators	901,543
1576	Qartaj Aldwalia for Importing Foodstuffs	901,470
1577	Hadara Babel for Importing Cleaning Materials	901,450
1578	Altarabot Aldaem for Importing Means of Transport and Accessories	900,500
1579	Muheet Almadina for Importing Electronic Devices	900,000
1580	Ashraqat Alamal for Agricultural and Animal Investment and Poultry Farming	900,000
1581	Alwaha Aljadeeda for Importing Foodstuffs	899,566
1582	Abeen for Importing Heavy Machinery, Equipment, Spare Parts, and Factory/Workshop Tools	898,836
1583	Zad Aldwalia for Importing Foodstuffs, Livestock, and Meat	897,391
1584	Alriyan Aldwalia Alawla for Importing Building Materials	897,200
1585	Alimti az Alakhir for Importing Foodstuffs	896,592
1586	Rawaeh Aljabal for Importing Cleaning, Decorative Materials, and Hardware	895,825
1587	Masafi Alkheir for Importing Foodstuffs	895,375
1588	Alrabee Alawla for Importing Medicines and Medical Equipment	890,407
1589	Almajmoua Alraeda for Manufacturing Cups and Café Supplies	889,580
1590	Aljooda Almutakaddima Alhaditha for Food Industries	889,350
1591	Wahat Rabyana Aldwalia for Importing Foodstuffs	888,589
1592	Bir Ahkim for Importing Furniture and Furnishings	882,232

1593	Ashada for Importing Clothing, Textiles, and Footwear LLC	880,805
1594	Qasr Altafeeq for Importing Building Materials, Sanitary Materials, and Accessories	880,600
1595	Alsalama for Importing Fabrics and Textiles	876,914
1596	Alaseel for Food Industries	875,209
1597	Alintilaqah Aldwalia Factory for Metal Industries	873,925
1598	Libya Altaa for Importing Foodstuffs	868,570
1599	Aljaleed Alabyad for Refrigeration, Air Conditioning, and Elevators Services	867,141
1600	Kimji for Importing Means of Transport	866,450
1601	Sadeem Aldwalia for Importing Foodstuffs, Livestock, and Meat	866,162
1602	Adrar Libya for Importing Cleaning Materials, Decorative Materials, and Hardware	862,576
1603	Rabea Aldarb for Importing Means of Transport and Accessories	862,539
1604	Alfikra Alhaditha for Importing Foodstuffs	857,754
1605	Aliqleem for Importing Foodstuffs and Meat	856,851
1606	Albayt Aljadeed for Electronic and Electrical Industries	856,592
1607	Qnawan Alwatan for Food Industries and Grain Milling	855,000
1608	Awraq Alkheir for Importing Foodstuffs, Livestock, and Meat	849,695
1609	Alawras Altijaria for Importing Foodstuffs, Livestock, and Meat	845,301
1610	Alnezak Aldhahabiya for Importing Means of Transport and Accessories	837,000
1611	Alandalus for Ice Cream Manufacturing	835,018
1612	Alshorouq Allibya for Poultry Breeding and Hatching	825,308
1613	Ras Almajne Factory for Manufacturing All Types of Car Radiators	823,756
1614	Alshola Almutamayyaza for Importing Electrical, Non-Electrical Devices, and Spare Parts	821,887
1615	Aqwas Alasima for Importing Household and Electrical Items	820,735
1616	Amjad Althani Factory for Cleaning Materials	815,966
1617	Titan for Importing Clothing, Footwear, Leather Products, Textiles, and Carpets	811,320
1618	Dar Albarka for Importing Furniture and Accessories	808,595
1619	Alqimma Almutahida for Importing Agricultural Machinery and Spare Parts	808,473
1620	Sultan for Food Industries, Water, and Beverage Bottling	806,298
1621	Fakhama Aljibal for Manufacturing Building Materials and Accessories	805,840
1622	Midan Alnakhla for Importing Foodstuffs	805,144
1623	Alqandoz Factory for Manufacturing Aluminum Mats	804,657
1624	Alsahb for Telecommunications, IT, and Electrical Networks Services	800,565
1625	Alsaqi for Bottling Water, Oils, Beverages, and All Food Items	797,980
1626	Almutafawqa for Importing Electronics	797,783
1627	Alswab Almunir for Importing Electrical, Non-Electrical Devices, and Spare Parts	797,606
1628	Almajmoua Alfahd for Importing Foodstuffs, Meat, and Livestock	795,327
1629	Tajhizat Alobour for Importing Car Spare Parts	794,269
1630	Almajmoua Alqadi for Importing Furniture	793,299
1631	Yafa Altijaria for Importing Medical Equipment, Medicines, and Mother & Child Supplies	791,128
1632	Alforsan for Plastic Industries	790,516
1633	Muharrik Tripoli for Importing Cars and Spare Parts	790,107

1634	Alsafwa Aljadeeda for Importing Electronics and Accessories	789,710
1635	Almustaqbal Factory for Manufacturing Gypsum, Gypsum Boards, and Decorations	784,711
1636	Bin Faraj for Importing Tires and Pads Limited	782,615
1637	Altanmia Aldwalia for Importing Means of Transport and Accessories	782,600
1638	Jisir Alkhaleej for Importing Livestock and Meat	780,702
1639	Dads for Mills, Feed, and Rice Processing	780,578
1640	Aljuthoor for Importing Building Materials, Sanitary Materials, and Accessories	780,574
1641	Almajmoua Allibya for Importing HVAC Systems	777,686
1642	Liptz for Importing Foodstuffs	777,196
1643	Nala for Importing Foodstuffs	777,042
1644	Budoor Albarka for Importing Foodstuffs, Livestock, and Meat	776,973
1645	Alsarai Factory for Manufacturing Aluminum Doors and Windows	776,933
1646	Yashfin Aldwalia for Importing Medicines and Veterinary Serums	776,587
1647	Alrihana Industrial for Food Industries	775,779
1648	Alwedad for Importing Foodstuffs, Livestock, and Meat	774,900
1649	Wadi Jumhour for Importing Toys and Sports Equipment	772,948
1650	Alshams Altibbiya for Importing Medical Equipment, Medicines, and Mother & Child Supplies	772,684
1651	Qatrat Alnada Alawla for Importing Pumps and Building Materials	772,180
1652	Snoof Alnakhat for Manufacturing Foodstuffs and Beverages (Joint Stock)	770,362
1653	Yasmin Libya Alhaditha for Importing Foodstuffs	770,023
1654	Alhimma for Importing Medicines and Medical Equipment	769,985
1655	Majmoua Marth for Food Industries	769,405
1656	Droub Alrakhah for Importing Foodstuffs	768,500
1657	Alhamdi for Importing Foodstuffs	765,914
1658	Alistabraq Aldhababi for Importing Raw Materials	763,151
1659	Ailan for Importing Heavy Machinery, Equipment, Spare Parts, and Tools	761,378
1660	Alreem for Importing Medicines and Medical Equipment	760,039
1661	Alfunoon Alhaditha for Importing Electronic and Electrical Devices	758,564
1662	Uloom Alahya for Medical and Laboratory Services	756,465
1663	Naseem Albahr Misrata for Food Industries	753,118
1664	Babel Alkheir for Importing Foodstuffs, Fruits, and Meat	750,167
1665	Alasas Almateen for Importing Building Materials, Sanitary Materials, and Accessories	750,027
1666	Mizan Libya for Manufacturing and Recycling Scrap	750,000
1667	Almajd Factory for Manufacturing Plastic Bags	749,370
1668	Alafuq for Telecommunications and IT	746,379
1669	Aldali for Food Industries	746,166
1670	Almimaar Altam for Importing Electrical Devices and Materials	745,246
1671	Alistishari for Importing Computers and Accessories	740,386
1672	Alnahda Factory for Clothing Manufacturing	740,100
1673	Aldiyafa Libya for Importing Electronic and Electrical Devices	739,500
1674	Alqareeb for Financial and Electronic Services	733,450

1675	Alfunoon for Notebooks and Paper Products Manufacturing	731,250
1676	Alyethar Aljadeed for Importing Foodstuffs, Livestock, and Meat	729,716
1677	Tadawul for Electronic Technology (Joint Stock)	729,682
1678	Qimma Aljooda for Manufacturing Aluminum and PVC Doors, Windows, and Accessories	729,597
1679	Sakhra Ghat for Importing Building Materials, Sanitary Materials, and Accessories	727,448
1680	Aborweila Factory for Household and Plastic Items	726,445
1681	Alasala Alraia for Importing Furniture	725,400
1682	Alandalus Home for Importing Furniture	725,030
1683	Albayt Alfaakhir for Importing Electrical, Electronic, and Household Devices	724,802
1684	Aldabbous Factory for Paper Industries	722,749
1685	Alamal Alzaher for Food Packaging and Processing	720,500
1686	Aldwalia for Importing Agricultural Materials and Tools	720,000
1687	Alshatha for Importing Medicines and Medical Equipment	718,647
1688	Amal Altabea for Importing Agricultural Machinery, Tools, and Spare Parts	718,331
1689	Aljeel Alqadam for Importing Medicines and Medical Equipment	716,304
1690	Manar Alghad for Importing Foodstuffs	713,134
1691	Alazima for Importing Foodstuffs	712,407
1692	Almahniya for Importing Workshop Tools and Manufacturing Machines	712,200
1693	Alatwar for Importing Electrical Systems	707,247
1694	Havana Aldwalia for Importing Means of Transport and Accessories	704,000
1695	Arkan Albinaa Alalia for General Contracting and Real Estate Investment	701,190
1696	Bianki for Importing Clothing	700,000
1697	Mutlaa Alfajr for Importing Medicines, Medical Supplies, and Mother & Child Needs	699,089
1698	Dar Alkhibra for Importing Electrical, Non-Electrical Devices, Spare Parts, and Electronics	697,887
1699	Almazn for Importing Sulfur and Accessories	697,075
1700	Ammar Group for Manufacturing Building Materials	695,520
1701	Almustaqbal Almadee for Electrical Energy	694,071
1702	Alnakheel Factory for Food Industries	692,584
1703	Sanwan for Electrical and Electromechanical Works	691,935
1704	Alitar Alhadith for Importing Cars and Spare Parts	691,043
1705	Aithran Aldwalia for Importing Foodstuffs	690,056
1706	Alosra Almithaliya for Manufacturing Food Industries	689,717
1707	Malameh Alnoor for Food Industries	688,097
1708	Thimar Tripoli for Importing Foodstuffs	686,250
1709	Alleyouth for Importing Foodstuffs, Livestock, and Meat	685,713
1710	Alnahda for Importing Cleaning Materials	678,035
1711	Aljidar Aljadeed for Importing Heavy Machinery, Equipment, Spare Parts	676,800
1712	Daam Alshabaka for Importing Electrical Materials	675,081
1713	Alamtia for Importing Leather Products and Clothing	674,560
1714	Allamsa Almalkiya for Importing Agricultural Machinery, Tools, and Spare Parts	671,707
1715	Alfaris Aldwalia for Importing Foodstuffs, Livestock, and Meat	670,599

1716	Isal Almutakaddim for Importing Means of Transport and Accessories	670,089
1717	Dana Aldwalia for Importing Medicines, Medical Equipment, and Mother & Child Supplies	670,071
1718	Alfahd Alostori for Importing Foodstuffs, Livestock, and Meat	669,244
1719	Alwafa Alsafi for Importing Cars, Machinery, and Spare Parts	668,115
1720	Qartaj Aldwalia for Importing Foodstuffs and Fresh Fruits	665,855
1721	Oslin for Importing Medical Equipment, Devices, and Mother & Child Supplies	662,000
1722	Majmoua Alnari Aldwalia for Importing Heavy Machinery, Equipment, and Spare Parts	660,217
1723	Ghout San Faz for Food Industries	658,305
1724	Almushirqi for Importing Medicines, Medical Equipment, and Mother & Child Needs	657,012
1725	Aitr Alsanawbar for Importing Cleaning and Decorative Materials	650,831
1726	Alalam Alhadith for Importing Building Materials, Sanitary Materials	647,461
1727	Alyaqout for Agricultural and Animal Production	645,427
1728	Alalam Almushriq for Scrap Collection, Sorting, and Pressing	643,246
1729	Alaydi Aldhahabiya for Iron Industries	642,600
1730	Alhilal Alhasan for Importing Electrical, Non-Electrical Devices, and Spare Parts	641,080
1731	Biladi Aljadeeda for Food Industries	640,478
1732	Hadayeq Jannat for Importing Agricultural Machinery, Tools, and Spare Parts	639,022
1733	Rawafed Almadina for Importing Electrical Devices and Spare Parts	638,650
1734	Allibya Almutahida for Importing Medical Equipment	638,564
1735	Alshorouq Aldwalia for Printing, Advertising, and Publishing	635,898
1736	Albarka Aldwalia for Importing Building Materials and Sanitary Materials	635,402
1737	Alnajm Almunfarid for Importing Furniture and Accessories	635,099
1738	Almansour for Manufacturing Baby Diapers	634,242
1739	Shababik Alasima for Importing Foodstuffs	634,089
1740	Alajinha Almutaliqa for Importing Electrical Devices	633,441
1741	Alshaheen Alabyad for Importing Building Materials	633,267
1742	Almithali Alhadith for Importing Electrical and Non-Electrical Devices and Spare Parts	631,549
1743	Alcobalt for Iron Industries and Metal Forming	631,287
1744	Alalyaf Aldwalia for Importing Electrical and Non-Electrical Devices	630,743
1745	Shate Alnakheel for Importing Household Materials	630,706
1746	Alsurour for PVC and Aluminum Manufacturing	629,398
1747	Almanar for Food Industries	628,491
1748	Alaydi for Manufacturing Building Materials	627,646
1749	Alhaql Alzraei for Importing Agricultural Pesticides	627,590
1750	Alsoljan Allibi for Importing Clothing, Textiles, and Leather Products	624,515
1751	Alkhair Alhadith for Importing Building Materials, Sanitary Materials, and Accessories	622,716
1752	Aljazira Alkubra for Manufacturing Aluminum and Plastic Windows	622,068
1753	Mafaza Africa for Importing Means of Transport and Accessories	620,840
1754	Tatwor Libya for Importing Building Materials, Sanitary Materials, and Accessories	620,508
1755	Tibesti for Importing Electrical and Non-Electrical Devices, Spare Parts, and Electronics	618,757
1756	Bouzlout for Importing Furniture and Furnishings	617,261

1757	Droub Alforat for Food Industries	616,997
1758	Majmoua Alyaqout for Importing Electrical and Non-Electrical Devices, Spare Parts, and Electronics	616,290
1759	Bab Africa Aljadeeda for Food Industries	614,503
1760	Alitqan for Manufacturing Aluminum and PVC	614,398
1761	Almuqaddam for Iron Industries	611,950
1762	Albahira for Importing Cleaning Materials	611,381
1763	Alwadi Aldaem for Manufacturing Aluminum, PVC, and Accessories	607,802
1764	Alamlaq Aldwalia for Importing Building Materials, Sanitary Materials, and Accessories	607,500
1765	Majmoua Almanar Aljadeed for Importing Means of Transport and Accessories	606,248
1766	Riyadh Almadina for Importing Foodstuffs	605,250
1767	Almahri Alsaree for Transportation	605,000
1768	Alamal for Importing Medicines and Medical Equipment	602,704
1769	Mateen for Importing Mother & Child Supplies	602,469
1770	Almansoura Libya for Food Industries	598,734
1771	Alzamruda Aldwalia for Importing Books and Stationery	598,500
1772	Haiti Aldwalia for Importing Medicines, Medical Equipment, and Supplies	598,396
1773	Tariq Alhareer Aljadeed for Importing Clothing, Textiles, and Leather Products	596,552
1774	Alrukn Aljadeed for Importing Building Materials, Sanitary Materials	595,953
1775	Najmat Tajoura for Importing Decorative Materials and Hardware	594,812
1776	Alittijah Alawwal for Importing Agricultural Supplies	593,433
1777	Alqudra for Importing Medicines and Veterinary Serums	592,502
1778	Majmoua Alhais for Importing Household and Electrical Items	592,000
1779	Abha Aldwalia for Importing Foodstuffs, Fresh Fruits, Livestock, and Meat	590,891
1780	Rimas Libya for Oil Services	590,506
1781	Alsaraya Alhamra for Importing Marble and Marble Pieces	589,637
1782	Aldiyafa Allibiya for Manufacturing Food Industries and Beverages	589,239
1783	Alnoreen for Importing Foodstuffs	589,094
1784	Alwaha Pharma for Importing Medicines and Mother & Child Supplies	589,050
1785	Aryaf Almutawaset for Importing Means of Transport and Accessories	587,655
1786	Karam Aldiyafa Allibiya for Food Industries and Sweets	586,874
1787	Almaham for Importing Foodstuffs	586,431
1788	Alimad Almadee for IT and Telecommunications Systems	586,053
1789	Altahadun for Importing Books and Stationery	586,030
1790	Almahasel Aldwalia for Importing Foodstuffs	583,233
1791	Nawafidh Alqala for Manufacturing Aluminum and PVC Doors, Windows, and Decorations	582,840
1792	SR for Maintenance and Environmental Solutions	581,468
1793	Najm Albahr for Maritime Transport LLC	580,000
1794	Alsafanate Alasliala for Importing Means of Transport and Accessories	576,125
1795	Jawad Alnaeem for Importing Foodstuffs	574,328
1796	Bayt Alizdiyar for Manufacturing Furniture and Kitchens	573,341
1797	Altanmia Alhaditha for Manufacturing PVC Sheets, Profiles, and Pipes	573,125



1798	Ghida Talya for Importing Foodstuffs, Livestock, and Meat	572,130
1799	Sana for Manufacturing Wooden and Metal Furniture	571,289
1800	Intaj Altabea for Importing Foodstuffs, Livestock, and Meat	570,799
1801	Dunya Alseha for Importing Medicines, Medical Supplies, and Mother & Child Needs	569,175
1802	Almajmoua Aldwalia for Importing Medical Equipment	568,632
1803	Altafoq Alzaher for Importing Means of Transport and Accessories	566,974
1804	Alqayrawan Aljadeed for Importing Furniture	565,655
1805	Altabadul Alhurr for Importing Foodstuffs Limited	565,428
1806	Alkhaleej for Manufacturing Insulating Panels	564,063
1807	Alakil for Importing Foodstuffs	562,458
1808	Alarja for Importing Office and Home Furniture	562,415
1809	Abyat Almutawaset for Importing Building Materials, Sanitary Materials, and Accessories	561,447
1810	Royal for Importing Perfumes, Decorative Materials, Hardware, and Cleaning Materials	560,258
1811	Soluq for Manufacturing Animal Feed and Mills	560,150
1812	Alidaa Allibiya for Importing Electrical and Household Devices	560,076
1813	Aljawhara Allamiea for Importing Decorative Materials, Hardware, and Cleaning Materials	559,827
1814	Aldhabia for Glass Manufacturing	555,450
1815	Alkhalij Factory for Shoe Manufacturing	552,299
1816	Rimas Altibbiya for Importing Medical Equipment, Medicines, Medical Supplies, and Mother & Child Needs	552,000
1817	Alam Zain for Food Industries	551,020
1818	Alhuqul Alkhadra for Importing Agricultural Equipment and Supplies	550,447
1819	Aseel Alkhair for Importing Foodstuffs	549,738
1820	Almarai Alawla for Importing Foodstuffs, Livestock, and Meat	548,195
1821	Alomran Alsatea for Importing Building Materials, Sanitary Materials, and Raw Materials	546,468
1822	Adwaa Akakus for Importing Foodstuffs	546,286
1823	Taj Alaffa for Importing Foodstuffs and Grocery Items	546,000
1824	Noor Altisalat for Importing Electrical and Electronic Devices and Accessories	545,050
1825	Majmoua Almouda for Importing Decorative Materials, Hardware, and Cleaning Materials	544,086
1826	Sehr Alghidaa for Importing Foodstuffs, Livestock, and Meat	541,597
1827	Droub Alawasir for Telecommunications and Technology Services	540,372
1828	Altariq Almamahad for General Contracting and Real Estate Investment	539,600
1829	Lammat Alakhwa for Importing Foodstuffs	538,536
1830	Majmoua Alsahari for Oil Services	538,000
1831	Waad Alaimar for Importing Building Materials	536,500
1832	Allibiya Almutakamelah for Oil Services	536,500
1833	Ittihad Alazyaa for Importing Clothing, Leather Products, and Accessories	536,500
1834	Albarima for Importing Foodstuffs	536,298
1835	Aljoud Aldwalia Alhaditha for Importing Foodstuffs, Livestock, and Meat	535,620
1836	Alzan Almutakhasisa for Wood Industries	535,234
1837	Almatardi for Importing Means of Transport and Accessories	534,496
1838	Alshamela Alawla for Importing Medical Equipment, Medicines, and Mother & Child Supplies	534,401

1839	Almatoun for Importing Electrical, Electronic, and Household Devices and Accessories	534,215
1840	Madinti Aldhabia for Manufacturing Aluminum and PVC	533,475
1841	Almaseera Alkubra for Importing Foodstuffs	533,434
1842	Alhemmam Alalia for Iron Industries LLC	529,550
1843	Alfath Aldhabiya for Electrical Industries	529,016
1844	Almajd for Importing Electrical and Non-Electrical Devices and Spare Parts	528,307
1845	Atiyaf for Media, Printing, and Publishing	527,171
1846	Alrashed Almudi for Importing Clothing, Textiles, and Leather Products	525,240
1847	Ghidha Alawafi for Importing Foodstuffs, Livestock, and Meat	524,276
1848	Almutawakkil for Manufacturing Aluminum and PVC Doors and Windows	524,235
1849	Alittihad Alarabi for Manufacturing Aluminum and PVC Doors and Windows	522,985
1850	Nibras Albenaa Alhadith for Importing Building Materials, Sanitary Materials, and Accessories	521,473
1851	Alnujum Allibiya for Importing Foodstuffs	520,456
1852	Alamal Allibiya for Importing Raw Materials	519,964
1853	Naem Bladi for Importing Foodstuffs	519,909
1854	Mutawaset Alqara for Importing Building Materials and Sanitary Materials	518,400
1855	Alsaheem Allami for Importing Building Materials and Sanitary Materials	517,941
1856	Almutamayizoun Almutahida for Importing Means of Transport, Accessories, and Spare Parts	517,086
1857	Atwar Alwadi for Importing Foodstuffs, Livestock, and Meat	511,014
1858	Alalamia Alhaditha for Importing Medicines and Medical Equipment	510,091
1859	Aqar for Importing Foodstuffs	509,792
1860	Aldelta for Cleaning Materials Manufacturing	508,759
1861	Ayar for Electromechanical Works	508,454
1862	Arzaq Almutawaset for Importing Foodstuffs, Livestock, and Meat	508,136
1863	Majmoua Aldafnia for Importing Heavy Machinery and Equipment, Supplies, and Spare Parts	507,870
1864	Safeenat Alghidaa for Importing Foodstuffs	507,150
1865	Alsaheem Aldwalia for Importing Agricultural Supplies and Machinery	506,880
1866	Khat Alahlam for Importing Foodstuffs	506,225
1867	Alburaq Aldwalia for Importing Means of Transport, Oils, and Accessories	505,819
1868	Tayeb Alanfas for Perfume Manufacturing	504,550
1869	Alirtaqa Almutajadid for Importing Building Materials, Sanitary Materials, and Accessories	503,984
1870	Rabyana Almutahida for Importing Personal Care and Cleaning Supplies	502,280
1871	Alnoor Aljadeed for Importing Foodstuffs, Livestock, and Meat	501,600
1872	Uboor Altaqaddom for Importing Mobile Phones, Accessories, and Electronics	500,000
1873	Alzanbaqa Allibiya for Importing Watches and Eyewear	500,000
1874	Alakid Alakid for Medical Services	500,000
1875	Hilal Alqamar for Importing Electrical and Electronic Devices, Non-Electrical Devices, and Spare Parts	499,420
1876	Alrasheed for Importing Shoes and Leather Products	499,409
1877	Alraqibat for Importing Means of Transport and Spare Parts	499,338
1878	Alqarya Almutahida for Manufacturing and Canning Foodstuffs	499,321
1879	Manarat Altaqaddom Alawla for Manufacturing Feed and Fertilizers	498,990

1880	Najmat Alfursan for Importing Foodstuffs	498,750
1881	Bariq Aladwia for Importing Medicines and Medical Equipment	497,683
1882	Libya Baytna for Importing Building Materials, Sanitary Materials, and Accessories	497,236
1883	Alsaqia for Importing Agricultural Machinery, Equipment, and Spare Parts	497,214
1884	Alhaykal Alhadith Aldwalia for Importing Car Frame Spare Parts	496,768
1885	Tamtom for Importing Electrical and Household Devices	494,600
1886	Alrifaq Aljudod for Importing Means of Transport and Accessories	494,000
1887	Almaw'id Aljadeed for Cleaning Materials Manufacturing	493,580
1888	Almadina Aljadeeda Alawla for Importing Electrical Devices, Spare Parts, and Accessories	492,682
1889	Alsandan for Importing Furniture	492,568
1890	Alamthal for Importing Medicines, Medical Equipment, Supplies, and Mother & Child Needs	491,988
1891	Altaqaddom Almustadam for Manufacturing Mattresses and Foam	491,000
1892	Safwat Alaanam for Importing Foodstuffs, Livestock, and Meat	490,769
1893	Sama Libya Aljadeeda for Importing Foodstuffs and Fresh Fruits	490,140
1894	Amwaj Altaif for Importing Electrical and Electronic Devices	489,570
1895	Majmoua Alawail for Manufacturing Home Furniture	489,288
1896	Alhulool Aldaqiqa for IT Services	488,215
1897	Alhulool Aldhakia for Smart Building Solutions and Technical Works	487,830
1898	Wahiba & Partners for Importing Foodstuffs, Livestock, and Meat	485,759
1899	Almajmoua Allibya Alhaditha for Importing Electrical and Non-Electrical Devices, Spare Parts, and Electronics	485,210
1900	Dar Alkhamis for Manufacturing and Printing Packaging Materials and Paper Products	484,936
1901	Aman Alghad for Importing Foodstuffs, Livestock, and Meat	484,717
1902	Delta Aldwalia for Importing Clothing, Textiles, and Leather Products	483,851
1903	Alasami Factory for Paint Manufacturing	483,618
1904	Al Libya Alawla Aldwalia for Importing Cars, Spare Parts, Oils, and Accessories	483,204
1905	Tika for Manufacturing Building Materials	483,091
1906	Al Yasmin Al Iqlimia for Importing Foodstuffs	481,920
1907	Qartaj Almutaliqa for Importing Foodstuffs, Fresh Fruits, Livestock, and Meat	480,581
1908	Alkhaleej Alhadith for Manufacturing Aluminum and PVC	479,931
1909	Amkanat Aldwalia for Asphalt and Insulating Materials Manufacturing	478,210
1910	Altaj Allibi for Importing Foodstuffs	477,485
1911	Almuttahida for Plastic Manufacturing	476,415
1912	Adrar Akakus for Importing Heavy Machinery LLC	474,987
1913	Nakheel Zliten for Asphalt and Insulating Materials Manufacturing	472,878
1914	Almalak Aljadeed for Importing Foodstuffs, Fresh Fruits, Vegetables, Livestock, and Meat	471,300
1915	Sallat Alghidaa Almutamayiza for Importing Foodstuffs, Fruits, Livestock, and Meat	471,117
1916	Itar Aldarb for Importing Means of Transport and Accessories	470,577
1917	Alafaq for Importing Office Tools and Equipment	467,700
1918	Sana Albarq for Importing Electrical Generators and Spare Parts	467,000
1919	Alarabiya for Importing Building Materials, Sanitary Materials, and Accessories	466,885
1920	Aba for Food Industries	465,304

1921	Albariq for Importing Building Materials	465,072
1922	Aenab for Importing Foodstuffs	463,548
1923	Alkanar for Importing Means of Transport and Accessories	462,373
1924	Al Libya Alasria for Importing Medicines, Medical Equipment, and Mother & Child Supplies	462,098
1925	Afnan Aljadeeda for Importing Foodstuffs, Livestock, and Meat	461,392
1926	Jibal Kordofan for Importing Foodstuffs, Livestock, and Meat	460,300
1927	Almadaen for Paint and Putty Manufacturing (Almadina Holding)	460,130
1928	Baron for Oil Services	459,815
1929	Alaman for Dairy Manufacturing	459,673
1930	Alghazala Factory for Paint and Putty Manufacturing	459,626
1931	Bab Alhurriya for Importing Workshop Equipment	457,088
1932	Jisr Africa for Importing Agricultural Equipment and Supplies	456,308
1933	Janat Aljadeeda for Importing Foodstuffs, Livestock, and Meat	456,288
1934	Dhuu Alhimam for Importing Medical Equipment	455,152
1935	Beirut for Importing Means of Transport and Spare Parts	455,096
1936	Ras Altouba for General Contracting and Real Estate Investment	455,000
1937	Bayn Alnahrain for Importing Foodstuffs	454,806
1938	Majmoua Almutawaset Aldwalia for General Contracting and Real Estate Investment	454,800
1939	Majmoua Alhais for Importing Books and Stationery	452,064
1940	Orkida Albayda for Telecommunications, IT, and Software	451,652
1941	Aythar Almadina for Cleaning Materials Manufacturing and Accessories	451,396
1942	Almaw'id Aljadeed for Importing Foodstuffs	451,247
1943	Qasr Almanara for Importing Furniture	450,050
1944	Marassi Allibya for Importing and Distributing Foodstuffs	450,000
1945	Atwar Alwadi for Importing Medical Equipment, Medicines, Medical Supplies, and Mother & Child Needs	449,782
1946	Al Libya Alhurra for Medical Services	447,081
1947	Nuzum Libya for Telecommunications, IT, Software, and Consulting LLC	446,680
1948	Almutakhasis Factory for Manufacturing Aluminum Doors and Windows	443,004
1949	Alfursan Aldwalia for Importing Factory and Workshop Equipment and Supplies	442,231
1950	Lajhar for Importing Foodstuffs	441,920
1951	Riyah Albahr for Importing Foodstuffs	440,910
1952	Majmoua Matla' Al Fajr for Importing Electrical and Non-Electrical Devices, Spare Parts, and Electronics	440,683
1953	Albalda Altayiba for Importing Foodstuffs, Livestock, and Meat	440,000
1954	Aldwalia Alhaditha for Importing Various Means of Transport	436,774
1955	Alajwad Aldawiya for Importing Medicines, Medical Equipment, Supplies, and Lab Equipment	436,528
1956	Aldiwani for Importing Medicines and Medical Supplies	435,141
1957	Alkaram for Importing Cleaning Materials	434,244
1958	Noram Aldwalia for Importing Cleaning Materials	433,330
1959	Asas Aldwalia for Importing Decorative Materials, Hardware, and Cleaning Materials	431,133
1960	Alhilal Alsinai for Iron Industries	429,224
1961	Zad Alasil for Importing Foodstuffs, Dairy, and Meat	428,932

1962	Bayt Alsalam Alhaditha for Importing Electrical, Electronic, and Household Devices	428,156
1963	Alarab Altibbiya for Importing Medicines and Medical Equipment	427,386
1964	Alkhat Aldhahabi for Plastic Pipe Manufacturing and Accessories	426,400
1965	Knouz Libya for Importing Cleaning Materials	425,979
1966	Batta for Importing Electrical and Non-Electrical Devices, Spare Parts, and Electronics	425,505
1967	Dar Marrakech for Real Estate Investment, Contracting, and Building Equipment	425,000
1968	Hadhaa Altariq Factory for Shoe Manufacturing	424,800
1969	Kalbas Libya for Importing Books and Stationery	424,704
1970	Jet for Medical Equipment (Holding Company)	424,564
1971	Suhoul Alqardabia for Importing Foodstuffs	424,211
1972	Alrawi for Importing Agricultural Machinery, Equipment, and Spare Parts	424,105
1973	Alisraa Alhaditha for Importing Foodstuffs, Livestock, and Meat	422,596
1974	Ain Dawara for Importing Foodstuffs	420,826
1975	Altaia Albahira for Importing Building Materials, Sanitary Materials, and Accessories	420,312
1976	Al Yamama for IT and Telecommunications	419,994
1977	Baraem Alalam for Importing Decorative Materials, Hardware, and Cleaning Materials	419,870
1978	Nasma for Importing Air Conditioning and Heating Systems	419,461
1979	Strin for Importing Electrical and Non-Electrical Devices, Spare Parts, and Electronics	419,067
1980	Alnasiya Albayda for Importing Medicines, Veterinary Supplies, and Agricultural Pesticides	419,026
1981	Almaran for Importing Furniture	417,910
1982	Alrawasi Alkhadra for Importing Agricultural Supplies	417,505
1983	Yashfin for Importing Medical Equipment, Medicines, and Mother & Child Supplies	417,081
1984	Almuthila for Importing Foodstuffs, Fresh Fruits, and Legumes	416,711
1985	Alwasia for Importing Foodstuffs, Meat, Poultry, and Frozen Products	414,728
1986	Alinaya Almustaqbaliya for Importing Medical Supplies and Equipment	413,204
1987	Alshuraka for Importing Electrical and Electronic Devices and Spare Parts	413,160
1988	Albawadi Aljadeeda for Importing Agricultural Equipment and Supplies	412,571
1989	Almarouj Alsamia for Importing Medicines, Medical Supplies, and Mother & Child Needs	411,707
1990	Aljawhara Allibiya Allamiea for Importing Building Materials, Sanitary Materials, and Accessories	411,523
1991	Rawae Albayt for Importing Clothing, Textiles, and Leather Products	409,708
1992	Alkhaleel Aldwalia for Iron Industries	409,385
1993	Majmoua Aladiyat Aldwalia for Importing Means of Transport and Accessories	400,483
1994	Alwajha Aldwalia for Importing Electronics	400,296
1995	Almashreq Aldwalia for Confectionery and Juice Manufacturing	399,887
1996	Droub Alalam for Importing Means of Transport and Spare Parts	398,681
1997	Philadelphia Almutahida for Importing Foodstuffs, Livestock, and Fruits	397,743
1998	Mazaya Almanazil for Importing Electrical and Non-Electrical Devices	397,629
1999	Benaa Alghad for Importing Building Materials, Sanitary Materials, and Accessories	397,542
2000	Alfa for Importing Stationery and Office Supplies	394,992
2001	Alarjun for Importing Foodstuffs, Livestock, and Meat	394,063
2002	Alnayazik Aldhahabiya for Importing Foodstuffs, Livestock, Meat, and Fresh Fruits	394,063

2003	Al Yamama Alawla for Plastic, Paper, and Rubber Manufacturing	394,000
2004	Nada Tripoli for Importing Foodstuffs, Livestock, and Meat	392,997
2005	Rukab Alfalk for Importing Foodstuffs, Livestock, and Meat	392,712
2006	Naseem Aldwalia for Importing Foodstuffs	391,230
2007	Shamal Africa for Importing Medicines and Medical Equipment LLC	390,268
2008	Alhadaf Al-sami for Importing Household and Electrical Materials	388,934
2009	Sarh Misrata for Importing Means of Transport and Accessories	388,800
2010	Alkahrman Almunir for Importing Electrical and Non-Electrical Devices and Spare Parts	387,655
2011	Alintimaa Alhadari for Importing Building Materials, Sanitary Materials, and Accessories	387,640
2012	Jibal Tibesti for Marble Manufacturing	387,115
2013	Sihtak Aldawiya for Importing Medical Equipment, Medicines, and Mother & Child Needs	386,796
2014	Ishraq Libya for Importing Electrical and Non-Electrical Devices, Spare Parts, and Electronics	386,691
2015	Almajmoua Alfania Alhaditha for Programming and Maintaining Control Rooms and Machinery LLC	386,680
2016	Raae Alsanea for Importing Workshop and Factory Equipment	386,280
2017	Zahab Ozer for Importing Foodstuffs, Livestock, and Meat	385,910
2018	Khobara Al-Taqnia for Importing Communication Devices and Computers	385,615
2019	Bir Hazwa for Importing Foodstuffs, Livestock, and Meat	385,000
2020	Al-Miyar Al-Haditha for Manufacturing Paper Napkins, Cups, and Operating Supplies	384,000
2021	Al-Tasami for Importing Medicines, Medical Equipment, and Mother & Child Supplies	383,956
2022	Al-Muthallath for Electrical Industries	383,921
2023	Bin Khawla for Importing Electronic Devices, Accessories, and Spare Parts	380,287
2024	Al-Thaqeel International for Importing Vehicles and Accessories	380,251
2025	Al-Fawaris for Importing Cars and Spare Parts	379,040
2026	Al-Sonwan Al-Jadeed for Importing Foodstuffs, Livestock, and Meat	378,835
2027	Atar for Importing Foodstuffs	378,554
2028	Arghan for Importing Medicines, Medical Products, and Mother & Child Supplies	377,870
2029	Al-Alamia Factory for Marble	376,219
2030	Al-Tarabut Al-Alamia for Wood Industries	375,603
2031	Marmer Libya for Importing Foodstuffs	374,100
2032	Al-Hulool Al-Tibbiya for Importing and Installing Medical Equipment and Laboratories	373,576
2033	Al-Buhayra for Importing Foodstuffs	372,846
2034	Al-Tabi'a Al-Safiya for Food Industries	372,500
2035	Al-Khamasiyat Factory for Manufacturing Plastic Bags	372,240
2036	Kalda for Importing Medicines, Equipment, Medical Devices, and Mother & Child Supplies	371,166
2037	Al-Majma' Al-Istithmari for Manufacturing Building Materials	371,122
2038	Balhaj International Factory for Manufacturing Car Radiators	370,225
2039	Abr Al-Muhitat for General Contracting and Real Estate Investment	370,185
2040	Al-Hadaf for Paper Industries	368,925
2041	Al-Azm for Importing Equipment, Medicines, Medical Products, and Mother & Child Supplies	368,314
2042	Al-Jawda Libya for Food Industries	368,040
2043	Al-Alama Sports for Importing Sports Equipment	366,414

2044	Ayan for Importing Clothing and Sports Shoes	365,318
2045	Al-Imtiaz Al-Markaziya for Manufacturing Animal Feed	364,935
2046	Al-Diffa Al-Areeqa for Importing Clothing, Textiles, and Leather Products	363,936
2047	Al-Madina Al-Haditha for Manufacturing Aluminum, Suspended Ceilings, and Decorations	363,606
2048	Al-Zi Al-Watani for Importing Foodstuffs, Livestock, and Meat	361,067
2049	Jabal Nafusa for Importing Medical and Industrial Gases	360,490
2050	Al-Saba Al-Khadra for Importing Agricultural Supplies and Machinery	360,000
2051	Al-Omq for Oil Services	359,065
2052	Adwa Al-Khaleej for Importing Agricultural Supplies and Veterinary Medicines	358,763
2053	Candy for Importing Foodstuffs, Livestock, and Meat	357,370
2054	Al-Jawhara Al-Tijariya Al-Jadida for Importing Foodstuffs	357,307
2055	Taer Al-Salam for Importing Agricultural Machinery, Equipment, and Veterinary Serums	356,252
2056	Al-Imtiaz Al-Da'em for Manufacturing Foam	355,924
2057	Al-Namaa Factory for Engineering Industries	355,240
2058	Akakus Al-Janoub for Importing Electronic Devices	355,025
2059	Al-Asol Al-Da'ema for Importing Carpets, Moquettes, and Furnishings	354,842
2060	Al-Jarraba for Importing Cleaning Products, Decoration, and Beauty Supplies	352,921
2061	Al-Muneer for Manufacturing Clothing	352,900
2062	Wahat Al-Aasima for Importing Foodstuffs	352,340
2063	Al-Huda for Manufacturing Plastic Bags (LLC)	352,104
2064	Granada Al-Jadida for Manufacturing Aluminum and PVC	352,023
2065	Lamsa for Food Industries	352,000
2066	Bin Suleiman for Importing Moquette and Furnishings	349,062
2067	Qataf Al-Masiyya for Iron Industries	346,298
2068	Makmedas for Manufacturing Building Materials	345,800
2069	Al-Sahn Al-Fiddi Al-Zahabiya for Importing Foodstuffs, Livestock, and Meat	345,621
2070	Shurooq Misrata for Manufacturing Metal Frames and Mobile Homes	345,223
2071	Housh Al-Eila for Importing Electrical and Non-Electrical Devices and Spare Parts	345,030
2072	Al-Bayt Al-Ma'mour for Importing Electrical and Non-Electrical Devices, Spare Parts, and Accessories	345,000
2073	Al-Ghiza Al-Libi for Importing Foodstuffs, Livestock, and Meat	341,040
2074	Sumatra for Importing Cleaning Products, Cosmetics, Perfumes, and Scents	340,397
2075	Al-Sari for Importing Stationery, Tools, and Office Equipment	339,745
2076	Al-Yaqout Al-Azraq for Importing Building Materials and Sanitary Supplies	339,457
2077	Al-Teryaq Al-Dawiya for Importing Medical Equipment, Medicines, and Mother & Child Supplies	339,197
2078	Watan Al-Majd for Importing Mother & Child Supplies and Medical Products	339,040
2079	Al-Hayat Al-Mubtakara Al-Mumayaza for Importing Electrical and Home Appliances	338,573
2080	Al-Noor for Importing Foodstuffs	338,250
2081	Al-Qimma Al-Lami'a for Importing Building Materials, Sanitary Supplies, and Accessories	337,950
2082	Al-Hadaf Group for Manufacturing and Packaging Building Materials (Tadamon Holding)	337,500
2083	Siraj Al-Amthal for Importing Vehicles and Accessories	336,910
2084	North Libya for Importing Oil Equipment	336,331

2085	Disan International for Importing Foodstuffs, Livestock, and Meat	335,760
2086	Al-Sahm Al-Mudi' for Electrical and Electronic Industries and Accessories	335,540
2087	Miyar Benghazi for Importing Foodstuffs	334,955
2088	Al-Ta'awon Al-Da'em Factory for Manufacturing Car Radiators	334,708
2089	Al-Waleed for Importing Foodstuffs, Livestock, and Meat	333,070
2090	Jabal Nafusa for Importing Raw Materials	331,933
2091	Dar Al-Bunyan for Importing Decoration Supplies and Building Materials	331,431
2092	Al-Tadawul for Financial and Electronic Brokerage (Joint Stock)	331,251
2093	Rakan Al-Khair for Importing Foodstuffs, Livestock, and Meat	330,862
2094	Al-Nibras for Importing Agricultural Machinery, Equipment, and Spare Parts	330,474
2095	Noa Al-Nakhla for Importing Foodstuffs, Livestock, and Dairy Products	329,020
2096	Al-Jadida for Importing Foodstuffs	329,014
2097	Al-Mutawakkil for Manufacturing Plastic Products	328,900
2098	Al-Jarf for Manufacturing Plastic Products and Bags of Various Sizes	328,440
2099	Al-Ta'awon Al-Raqi for Importing Building Materials, Sanitary Supplies, and Accessories	326,821
2100	Al-Raed Al-Hadith for Importing Vehicles and Accessories	325,248
2101	Sanabel Al-Andalus for Importing Foodstuffs	325,006
2102	Al-Ataa for Manufacturing Cardboard and Plastic	324,356
2103	Nujoom Al-Fajr for Importing Electrical Devices	323,017
2104	Adwa Bab Al-Madina for Importing Electrical and Non-Electrical Devices and Spare Parts	321,843
2105	Jawaher for Importing Building Materials, Ceramics, and Sanitary Supplies	321,082
2106	Al-Raed for Importing Vehicles and Accessories (Badr Holding Group)	321,081
2107	Etran for Importing Cars and Spare Parts	320,614
2108	Al-Jazeera International for Importing Clothing, Textiles, and Leather Products	320,400
2109	Al-Burj Al-Azraq for Importing Vehicles and Accessories	319,048
2110	Al-Sahari Al-Jadida for Iron Industries	316,943
2111	Maden for Importing Electrical and Household Appliances	315,247
2112	Al-Hayat Al-Khadra for Importing Foodstuffs, Livestock, and Meat	315,000
2113	Al-Awasel for Contracting and Real Estate Investment	313,853
2114	Tameer Al-Mabani for Importing Building Materials, Sanitary Supplies, and Accessories	313,848
2115	Ayadi Al-Ruwad for Manufacturing and Packaging Cleaning Products	311,000
2116	Al-Hana Al-Da'em for Importing Foodstuffs, Livestock, and Meat	310,770
2117	Al-Shati for IT Systems	310,741
2118	Al-Tanmia for Importing Building Materials, Sanitary Supplies, and Accessories	310,644
2119	Shajarat Al-Dikor for Importing Building Materials, Sanitary Supplies, and Accessories	310,548
2120	Tatweer for Importing Agricultural Machinery, Equipment, and Spare Parts	309,246
2121	Al-Ittihad for Plastic Industries (Joint Stock)	308,752
2122	Al-Safwa Al-Mudhila for Importing Cleaning Products	308,408
2123	Anwar Misrata for Importing Foodstuffs, Meat, and Livestock	308,100
2124	Sama Al-Andalus (Joint Stock) for Importing Perfumes and Decorative Items	307,742
2125	Al-Mashhar for Importing Building Materials and Sanitary Supplies	305,970



2126	Marth for Importing Electrical and Non-Electrical Devices	305,198
2127	Al-Sharq Al-Jayyid for Importing Electrical and Non-Electrical Devices	304,217
2128	Al-Tatweer for Importing Workshop and Factory Equipment	303,936
2129	Nahr Al-Rain for Importing Building Materials	302,329
2130	Al-Shahid Al-Mumayaz for Importing Foodstuffs	302,000
2131	Al-Safrani Group for Manufacturing Doors and Home Furniture	301,705
2132	Al-Etijahat for Mills and Animal Feed	301,298
2133	Barqa for Importing Agricultural Supplies	300,671
2134	Africa Group for Importing Cars, Spare Parts, and Accessories	300,092
2135	Al-Kashr for Importing Clothing, Shoes, and Bags	300,000
2136	Nasim Al-Rihan for Importing Electronic and Electrical Devices	299,934
2137	Al-Fawakeh Al-Alamia for Importing Foodstuffs	299,880
2138	Qimma Al-Hadaf for Communications and IT	299,700
2139	Aslanta for Importing Electronic Devices	299,695
2140	Al-Buraq Al-Awal for Importing Electrical Generators, Devices, Electrical and Non-Electrical Materials, and Spare Parts	299,489
2141	Al-Misan Al-Alamia for Importing Electrical and Electronic Devices	299,400
2142	Sama Al-Riyada for Importing Foodstuffs and Fresh Fruits	299,376
2143	Al-Nada for Manufacturing Dairy Products	298,801
2144	Al-Bu'd Al-Tasea for IT and Communications	298,246
2145	Beit Al-Rahma for Importing Building Materials	298,000
2146	Anwar Al-Batanan for Importing Building Materials	297,500
2147	Al-Sunbula Al-Muttahida Al-Oula for Importing Foodstuffs	297,500
2148	Al-Duha Benghazi Factory for Manufacturing Aluminum	297,104
2149	Al-Basateen for Manufacturing Tomato Paste and Food Industries	296,550
2150	Al-Mudi for Importing Home Appliances and Electrical Devices	295,825
2151	Latafa for Importing Foodstuffs, Livestock, and Meat	295,530
2152	Bolhiya for Importing Stationery and Tools	294,988
2153	Al-Uboor Al-Taqni for Importing Electrical, Non-Electrical, and Electronic Devices and Accessories	294,950
2154	Al-Najma Al-Areeqa for Importing Raw Materials	294,580
2155	Sahra Libya for Importing Cars and Spare Parts	294,261
2156	Jibal Al-Safwa for Importing Building Materials, Sanitary Supplies, and Accessories	294,003
2157	Al-Ghossn Al-Leen for Importing Agricultural Machinery, Equipment, and Spare Parts	293,938
2158	Al-Rayan Al-Fakher for Importing Foodstuffs	293,930
2159	Al-Waha for Importing Medicines, Medical Equipment, and Supplies	293,518
2160	Dana Al-Ibda' for Importing Mother & Child Supplies	293,250
2161	Al-Qawa'id for Engineering Industries	293,118
2162	Alam Al-Qartasiyya for Importing Books and Stationery	293,020
2163	Azdo for Importing Medical Equipment, Medicines, Medical Products, and Mother & Child Supplies	292,992
2164	Mashariq Libya Al-Oula for Importing Electrical and Non-Electrical Devices	292,441
2165	Al-Hayat Al-Tibbi for Importing Medicines, Medical Equipment, and Mother & Child Supplies	292,400
2166	Tabarak Al-Khair for Importing Foodstuffs, Livestock, and Meat	291,720

2167	Al-Sadaqa Al-Raqiya for Importing Building Materials, Sanitary Supplies, and Accessories	291,128
2168	Tibesti International for Importing Electrical Devices and Spare Parts	289,866
2169	Noor Libya Al-Hurra for Importing Books and Stationery	289,800
2170	Al-Buraq Al-Jadeed for Importing Foodstuffs and Fresh Fruits	289,800
2171	Al-Jadwa Al-Alamia for Importing Clothing, Textiles, and Leather Products	289,340
2172	Abeer Al-Watan for Manufacturing Building Materials	288,329
2173	Al-Jadid Libya Al-Alamia for Importing Foodstuffs	288,250
2174	Al-Majd for Manufacturing and Canning Foodstuffs	287,688
2175	Rukza for Importing Electrical and Non-Electrical Devices	287,650
2176	Al-Haris Al-Alamia for Importing Carpets and Furnishings	286,525
2177	Al-Mo'tamad Al-Thani for Importing Electrical and Home Appliances	286,162
2178	Al-Shahin for Importing Veterinary Medicines	285,299
2179	Al-Najah Al-Alamia for Importing Electronic Devices, Mobile Phones, Spare Parts, and Accessories	285,006
2180	Alam Al-Kimya for Importing Raw Materials	285,000
2181	Al-Daleel Pharma for Importing Medicines and Medical Equipment	284,680
2182	Al-Qalaa Al-Hasina for Importing Building Materials, Sanitary Supplies, and Accessories	284,506
2183	Ital International for Importing Building Materials, Sanitary Supplies, and Accessories	283,910
2184	Al-Fayhaa Al-Alamia for Importing Medicines, Medical Equipment, Medical Products, and Mother & Child Supplies	282,644
2185	Al-Qalaa Factory for Manufacturing Plastics	282,000
2186	Al-Jarf for Importing Foodstuffs	281,750
2187	Al-Nahda Al-Mumayaza for Importing Medicines, Medical Products, and Mother & Child Supplies	280,980
2188	Al-Tawfeeqiya Libya for Importing Various Vehicles and Accessories	280,844
2189	Danub for Importing Medicines, Medical Products, and Mother & Child Supplies	279,470
2190	Aris Pharma for Importing Medicines and Medical Equipment	278,500
2191	Royal United for Importing Electrical, Non-Electrical Devices, and Spare Parts	278,112
2192	Al-Juhd Al-Muthmer for Manufacturing PVC	277,977
2193	Al-Meeza Al-Alamia for Importing Foodstuffs	277,806
2194	Beit Al-Dawa for Importing Medicines and Medical Equipment	277,400
2195	Al-Fawaris Al-Jadida for Importing Foodstuffs	277,286
2196	Qutoof for Importing Building Materials and Sanitary Supplies	276,656
2197	Al-Kawakib Al-Haditha for Importing Foodstuffs, Livestock, and Meat	276,577
2198	JAM for Manufacturing All Types of Food Trays	276,000
2199	Cactus for Electronic Financial Services	275,798
2200	Al-Qabas Al-Dawliya for Importing Electrical Devices, Wires, and Switches	275,000
2201	Al-Asol Libya for Importing Agricultural Equipment, Fertilizers, and Pesticides	274,994
2202	Al-Hodj Al-Aali for Importing Medical Products and Mother & Child Supplies	274,733
2203	Prestige for Importing Building Materials and Sanitary Supplies	274,001
2204	Akakus Libya for Electromechanical Services	273,154
2205	Al-Ibtisama Al-Safiya for Importing Medical Equipment	273,145
2206	Al-Ain Plus for Plastic Industries	272,845
2207	Talin for Manufacturing PVC, Aluminum, Stainless Steel, and Glass (LLC)	272,690

2208	Ishada International for Importing Games, Sports, and Recreational Equipment	272,255
2209	Al-Zahaa for Importing Foodstuffs	271,223
2210	Al-Majd for Recycling and Reprocessing Industrial Waste	270,682
2211	Ghazala Al-Khair for Importing Foodstuffs	270,282
2212	Burgo for Importing Livestock and All Types of Meat	270,157
2213	Asol for Manufacturing Detergents and Cleaning Products	270,000
2214	Al-Fath for Importing Agricultural Supplies	269,908
2215	Naeem Bladi for Importing Foodstuffs	269,540
2216	Zahra Al-Bayt for Importing Furniture	269,314
2217	Al-Faniya for Importing Medical Equipment	268,448
2218	Babel Al-Atiqah for Importing Building Materials, Sanitary Supplies, and Accessories	268,250
2219	Al-Abram for Importing Foodstuffs	268,246
2220	Al-Waha Al-Ghana for Importing Foodstuffs	267,759
2221	Al-Deek for Importing Vehicles and Accessories	267,410
2222	Al-Sarh Al-Tibbi for Importing Medical Equipment and Supplies	267,293
2223	Al-Burdi for Manufacturing Soft and Toilet Paper	267,068
2224	Al-Alam for Importing Vehicles and Accessories	265,993
2225	Al-Inma Al-Zira'i for Importing Agricultural Machinery, Equipment, and Spare Parts	264,327
2226	Barqan Al-Haditha for Importing Vehicles and Accessories	263,731
2227	Misk Al-Ghaba for Importing Foodstuffs and Livestock	263,202
2228	Al-Nawras Al-Alamia for Importing Foodstuffs, Livestock, and Meat (LLC)	263,078
2229	Taybah Al-Haditha for Importing Building Materials and Sanitary Supplies	262,777
2230	Al-Thuraya Al-Lami'a for Importing Electrical and Non-Electrical Devices	261,812
2231	Noor Al-Sharq for Importing Foodstuffs, Livestock, and Meat	261,800
2232	Al-Kristal for Manufacturing and Assembling Electrical and Electronic Devices	261,713
2233	Aksir Al-Sihha for Importing Medicines and Medical Equipment	261,282
2234	Al-Tawfeeq Group for Investment and Tourism Services	260,471
2235	Giga for Communications and Technology (LLC)	259,804
2236	My Perfume for Importing Decoration, Hardware, and Cleaning Products	259,089
2237	Al-Nahda Factory for Manufacturing Prefabricated Homes	255,002
2238	Al-Jeel Al-Qadim for Importing Electrical and Non-Electrical Devices, Spare Parts, and Electronics	255,000
2239	Al-Qamar for Importing Seeds, Agricultural Supplies, and Spare Parts	254,880
2240	Al-Jaleed Group for Importing Electrical Devices and Materials	254,083
2241	Ice Group for Importing Electrical Devices and Materials	253,142
2242	Labib International for Importing Foodstuffs, Livestock, and Meat	252,320
2243	Talin for Importing Medical Equipment, Medicines, Medical Preparations, and Mother & Child Supplies	252,079
2244	Distinct Certainty for Importing Foodstuffs, Livestock, and Meat	251,999
2245	Sidra Al-Muntaha for Importing Foodstuffs, Livestock, and Meat	251,712
2246	African Printing Press	251,453
2247	Bright Elite for Importing Building Materials, Health Materials, and Accessories	251,304
2248	Dar Al-Mansoujat for Importing Fabrics, Textiles, Curtains, and Carpets	251,000

2249	Libyan Countryside for Importing Cars, Spare Parts, and Accessories	250,550
2250	Ozone Al-Jadeed for Communications and Technology	249,943
2251	Ideal Mattresses for Importing Furniture	247,550
2252	Al-Abrar Al-Hadith for Importing Vehicles and Accessories	247,219
2253	Al-Fawah House for Importing Cleaning Materials	244,340
2254	Al-Qamar Noor for Importing Foodstuffs and Vegetables	244,000
2255	Mihab for Food Production	243,800
2256	First Badia for Importing Vehicles and Spare Parts	243,080
2257	New Scales of Good for Manufacturing and Packing Foodstuffs	242,713
2258	Al-Sadah for Oil Services	242,275
2259	Distinct East for Importing Electrical Devices, Materials, and Spare Parts	241,939
2260	Your Treasure Libya for Importing Building Materials, Health Materials, and Accessories	241,619
2261	Royal for Manufacturing Furniture, Kitchens, Carpentry, and Decor	241,528
2262	Renewed World International for Importing Foodstuffs, Livestock, and Meat	241,240
2263	Ajiad for Importing Building Materials	241,177
2264	Major Leadership for Importing Modern Cars	241,157
2265	Al-Diyar Al-Raqia for Importing Door & Window Supplies and Carpentry Accessories	240,775
2266	Tasnim Al-Ghitha for Importing Foodstuffs LLC	240,538
2267	Emar for Aluminum Works and Complementary Works	240,000
2268	Ethmar for Importing Agricultural Machinery and Supplies and Spare Parts	239,554
2269	Good Mattresses for Importing Decorative Items, Hardware, and Cleaning Supplies	239,058
2270	Doors of the Future for Importing Building Materials	239,000
2271	Thassas for Manufacturing Marble and Granite	238,671
2272	Modern Farms for Importing Agricultural Machinery and Supplies and Spare Parts	238,546
2273	Wonders of Innovation for Importing Foodstuffs	236,918
2274	Al-Ataa for Importing Electrical Devices, Non-Electrical Devices, Spare Parts, and Electronics	236,500
2275	Digital Vision for Importing Foodstuffs, Livestock, and Meat	236,250
2276	New Diamond for Importing Foodstuffs, Meat, and Livestock	235,749
2277	Al-Mansoura for Importing Furniture	235,740
2278	Modern Development for Manufacturing Glass, Aluminum, and PVC	235,675
2279	Al-Ran for Importing Clothing, Textiles, and Leather Products	235,536
2280	Al-Jazeera for Importing Foodstuffs, Livestock, and Meat	234,040
2281	Golden Hooves for Importing Agricultural Machinery and Spare Parts	233,893
2282	Al-Mumtaz for Importing Paint and Tools	233,213
2283	Al-Majdoub Factory for Manufacturing Car Exhaust Parts	233,140
2284	Crystal Lights for Importing Electrical and Non-Electrical Devices and Spare Parts	232,845
2285	Eastern Provision for Importing Agricultural Machinery and Supplies	232,531
2286	Better Life for Importing Cleaning Materials	232,348
2287	Al-Taj Al-Shifa International for Importing Medicines, Medical Equipment, Preparations, and Mother & Child Supplies	232,300
2288	House of Food for Importing Foodstuffs	232,080
2289	Al-Rashed for Plastic Industries	230,695

2290	Maali Libya for Importing Footwear, Clothing, and Leather Products	230,145
2291	Aden for Metal Industries	229,920
2292	Golden Diamond for Importing Medicines, Medical Equipment, Preparations, and Mother & Child Supplies	228,508
2293	Al-Amer for Importing Foodstuffs	228,435
2294	Food Basket for Importing Foodstuffs	226,964
2295	Modern Ideal for Importing Medicines and Medical Equipment	226,784
2296	Alpha for Chemical Industries	225,750
2297	Al-Watad United for General Contracting and Real Estate Investment	225,706
2298	Shadows of Tripoli for Importing Foodstuffs LLC	225,180
2299	Al-Adwaa for Importing Building Materials, Health Materials, and Accessories	223,740
2300	Bright Future for Importing Medical Equipment, Preparations, and Mother & Child Supplies	222,176
2301	Ans for Importing Vehicles and Accessories	221,180
2302	Al-Rafee International for Wood Industries	220,419
2303	Sidal Medical for Importing Medicines and Equipment	220,170
2304	Al-Noor for Grain Milling and Rice Processing	219,965
2305	Ideal Star for Importing Clothing, Textiles, and Leather Products	219,639
2306	Capabilities for Importing Electrical and Non-Electrical Devices, Spare Parts, and Electronics	218,900
2307	Fair Deal for Importing Tires, Presses, and Accessories	218,888
2308	Sky of the Mediterranean for Manufacturing and Bottling Water, Soft Drinks, and Juices	217,614
2309	Yenour for Confectionery and Sweets Manufacturing	217,445
2310	Delta United First for Importing Medicines, Preparations, and Mother & Child Supplies	216,475
2311	Renewed Safi for Importing Mother & Child Supplies	216,450
2312	Atlas for Importing Agricultural Machinery, Supplies, and Various Feed Types	216,080
2313	Al-Mina for Importing Medical Equipment	214,600
2314	Al-Aseel Factory for Manufacturing Aluminum & PVC Doors and Windows	213,812
2315	Itqan Libya for Manufacturing Furniture	213,209
2316	Al-Shaqeeq for Importing Agricultural Machinery, Supplies, and Spare Parts	212,928
2317	Al-Afaq for Importing Building Materials, Health Materials, and Accessories	212,700
2318	Afaf Al-Khair for Importing Medical Equipment, Medicines, Preparations, and Mother & Child Supplies	212,440
2319	Palace of Art for Importing Furniture	212,000
2320	Great Modern International for Importing Medicines and Medical Equipment	211,531
2321	North Africa Engines for Importing Spare Parts, Tires, and Presses	210,700
2322	Branches for Importing Building Materials, Health Materials, and Accessories	210,000
2323	Blue Coast for Paper Manufacturing	209,940
2324	Rabit Al-Fikr for Importing Restaurant Equipment, Household Items, and Electrical Devices	209,332
2325	Al-Hansh for Importing Vehicles and Spare Parts	207,840
2326	Modern Solidity for Importing Vehicles and Accessories	207,600
2327	Blue Power for Importing Welding Supplies and Workshop Equipment	207,449
2328	Golden Keeper for Importing Foodstuffs	207,085
2329	Al-Watan for Importing Decorative Items, Hardware, and Cleaning Materials	206,700
2330	Emar Al-Binyan for Manufacturing Aluminum	206,698

2331	Modern Crescent for Importing Building Materials	206,250
2332	Modern Development for Importing Agricultural Machinery, Supplies, and Spare Parts	206,016
2333	Permanent Cooperation for Importing Clothing, Textiles, and Leather Products	206,000
2334	Nasaem Beauty for Importing Cosmetics and Body Care Products	205,840
2335	Morning Lights for Importing Foodstuffs	205,438
2336	Tabeckt for Importing Electrical and Household Devices	205,094
2337	Darat for Importing Foodstuffs, Livestock, and Meat	205,000
2338	Bright Seasons for Importing Foodstuffs LLC	204,746
2339	Partners for Importing Workshop Equipment, Machinery, and Industrial Supplies	204,405
2340	Lathron for Manufacturing Cosmetics and Household Chemicals	204,100
2341	Shining Hope for Manufacturing PVC & Aluminum Doors and Windows	204,029
2342	Leading Fitness for Importing Foodstuffs, Livestock, and Meat	203,730
2343	Leading Sunrise for Importing Foodstuffs, Livestock, and Meat	201,204
2344	Amazing Group for Importing Decorative Items, Perfumes, and Hardware	200,864
2345	Ancient Glory for Importing Home Appliances	200,740
2346	National Dates for Importing Foodstuffs, Livestock, and Meat	200,542
2347	Sky of the West for Importing Building Materials	200,500
2348	National Lantern for Importing Household and Electrical Materials	200,155
2349	Libyan Weavers for Manufacturing Carpets and Presses	200,150
2350	Taj Libya for Importing Medicines and Medical Equipment	199,438
2351	Al-Amani International for Importing Cleaning Materials, Decorative Items, Perfumes, and Hardware	198,654
2352	Al-Nafahat for Importing Foodstuffs	198,310
2353	Bright Country Lights for Importing Clothing, Textiles, and Leather Products	198,039
2354	Shining Meteor for Importing Medical Equipment, Preparations, and Mother & Child Supplies	197,631
2355	Al-Anya Grill for Opening and Operating Restaurants and Cafés	197,440
2356	Al-Tasahil for Importing Games and Stationery	197,300
2357	Al-Khair for Importing Furniture and Electronics	196,900
2358	Zen Al-Jawahir for Importing Foodstuffs	196,265
2359	First Excellence Textiles for Importing Textiles, Clothing, and Leather Products	196,170
2360	Al-Dardafi Factory for Manufacturing Corrugated Sheets	196,000
2361	Ramsa for Importing Medicines, Medical Supplies, and Equipment	195,946
2362	Ideal Oasis for Importing Vehicles and Accessories	195,734
2363	Delta International for Importing Household and Electrical Devices	195,043
2364	Fresh for Importing Foodstuffs, Livestock, and Meat	195,000
2365	Modern Source for Importing Stationery and Office Supplies	193,116
2366	Acacus Mountain for Furniture Manufacturing	192,604
2367	Bab Al-Salam for Importing Medicines, Equipment, and Mother & Child Supplies	192,159
2368	Leading Safwa for Plastic Industries	191,936
2369	Techno Lbeda Factory for Aluminum, PVC, and Suspended Ceilings	191,355
2370	Asia Future for Importing Building Materials, Health Materials, and Accessories	191,092
2371	Bashaer Libya International for Importing Foodstuffs, Livestock, and Meat	190,000

2372	Our Country for Food Industries	190,000
2373	Distinct Janzour Grove for Importing Building Materials, Health Materials, and Accessories	189,121
2374	Gulf Group for Manufacturing Building Materials and Grinding Clinker	188,580
2375	Distinct Context for Importing Foodstuffs, Livestock	188,250
2376	Permanent Solutions for Importing Agricultural Supplies and Equipment	187,652
2377	Modern Happiness for Importing Furniture	186,000
2378	City Pillars for Importing Furniture	185,580
2379	Agricultural Palaces for Importing Agricultural Supplies and Spare Parts	184,756
2380	Shining Wing for Importing Cleaning, Decorative, and Hardware Materials	183,892
2381	Medical Treasure for Importing Medicines and Medical Equipment	183,852
2382	Al-Wafer for Manufacturing Foodstuffs	183,600
2383	Al-Bayraq International for Producing Concrete Mixtures	182,250
2384	Dar Al-Joud for Importing Generators, Spare Parts, Electrical Devices, and Electronics	180,777
2385	Hope of the Future for Oil Services	180,500
2386	Dar Al-Khalil for Medical Services	180,389
2387	The Other Alternative International for Importing Building Materials, Health Materials, and Accessories	180,234
2388	United for Importing Games and Sports Equipment	179,686
2389	Arab Solidarity for Food Industries	179,480
2390	Al-Mukhtar for Manufacturing Sweets and Foodstuffs	179,447
2391	Rata for Chemical Industries and Packaging Materials	177,930
2392	Noor Al-Sharq for Importing Foodstuffs	177,300
2393	Waves Modern for Importing Building Materials, Health Materials, and Accessories	177,045
2394	Al-Majd Al-Dhahabi for Importing Vehicles and Accessories	176,743
2395	Emar for Manufacturing Iron Industries and Corrugated Sheets	176,350
2396	Silver Branch for Importing Foodstuffs	175,850
2397	Seven Colors for Furniture Manufacturing	175,000
2398	Across the World for Iron, Wood, and Furniture Industries	174,899
2399	Golden Fortress for Importing Cars and Spare Parts	174,887
2400	Occupational Safety for Importing Safety Equipment, Road, and Environmental Supplies	174,610
2401	Development for Manufacturing PVC and Aluminum Doors and Windows	174,048
2402	Al-Mirad for Importing Heavy Machinery, Equipment, Spare Parts, and Workshop & Factory Supplies	173,492
2403	Al-Rayah for Importing Laboratories	172,994
2404	Mountain Gate for Importing Foodstuffs, Livestock, and Meat	172,883
2405	First Shepherd for Importing Clothing, Textiles	172,665
2406	Al-Wefaq for Importing Vehicles and Accessories	172,436
2407	Eastern Climate for Importing Foodstuffs	171,465
2408	Sirin Medical for Importing Medical Equipment and Mother & Child Supplies	170,335
2409	Crescent for Food Industries	170,000
2410	Golden Standards for Importing Building Materials	168,998
2411	Island of Games for Importing Sports and Entertainment Equipment	167,750
2412	Jawhara Qarji for Importing Foodstuffs, Livestock, and Meat	167,132

2413	Best Ease for Importing Foodstuffs and Livestock	166,600
2414	Agricultural Development for Importing Agricultural Supplies	165,650
2415	Jouri Group for Importing Foodstuffs	163,430
2416	Al-Wasalat for Importing Generators, Electrical, and Electronic Devices	163,066
2417	Dar Al-Alamiah for Managing Entertainment Services	162,521
2418	Harvest for Poultry, Agriculture, and Livestock Production	162,348
2419	Renewed Excellence for Importing Carpets, Textiles, Clothing, and Fabrics	162,249
2420	Al-Emar Libya International for General Contracting and Real Estate Investment	161,831
2421	Nawar for Food Industries	161,350
2422	Flower of Paradise for Importing Foodstuffs	161,100
2423	First for Information Technology	160,304
2424	Al-Joud for Importing Medical Equipment	160,000
2425	Al-Dhafra for Importing Foodstuffs, Livestock, and Meat	159,662
2426	First Traveler for Importing Foodstuffs, Fresh Fruits, and Meat	159,539
2427	Health Reference for Importing Medicines, Medical Preparations, and Mother & Child Supplies	159,530
2428	Libyan Tech for Oil and Engineering Services	159,500
2429	Al-Kafi for Importing Medicines, Equipment, and Mother & Child Supplies	159,348
2430	House of Light Industrial for Importing Industrial Electrical Devices and Other Electrical Devices	159,344
2431	Al-Durub Tab for Importing Medical Equipment, Preparations, and Mother & Child Supplies	158,250
2432	Meteor Lights for Importing Electrical Devices, Wires, and Switches	156,730
2433	Al-Qamar Factory for Manufacturing Cleaning Materials	156,572
2434	Roaring Sea for Importing Foodstuffs	156,000
2435	New World for Importing Foodstuffs, Livestock, and Meat	155,478
2436	Wires for Importing Electrical and Non-Electrical Devices, Household Equipment, and Spare Parts	155,351
2437	Summit Group for Importing Building Materials	155,181
2438	Golden Balance for Importing Building Materials, Health Materials, and Accessories	155,000
2439	Blue Ocean for Importing Foodstuffs	153,120
2440	Afaaq Group for Flour Mills, Feed, and Rice Processing	152,650
2441	Last Taste for Importing Foodstuffs, Fruits, and Vegetables	152,567
2442	National International for Importing Medicines, Medical Equipment, Preparations, and Mother & Child Supplies	152,540
2443	Yes Tomorrow for Importing Clothing, Textiles, and Leather Products	152,153
2444	Yadr for Maritime Agencies	151,900
2445	Blue Ocean Tech for Importing Computers and Accessories	151,751
2446	National Trade for Importing Cars and Spare Parts	151,550
2447	First Global Sunrise for Importing Foodstuffs, Livestock, and Meat	151,265
2448	Golden Al-Walid for Importing Household, Plastic, Electrical Devices, and Electronics	150,378
2449	Golden World for Travel and Tourism	150,000
2450	Bin Mousa for Importing Cars and Spare Parts	150,000
2451	Solid Construction for Importing Building Materials, Health Materials, and Accessories	149,851
2452	Ethmar for Importing Agricultural Pesticides	149,781
2453	Toto Sport for Importing Sports Equipment	149,735



2454	Oya for Manufacturing Electrical Materials	149,520
2455	Wadi Al-Naqa for Importing Vehicles and Accessories	149,240
2456	Movi for Importing Medical Supplies and Mother & Child Needs	149,040
2457	Tech Channels for IT and Communications	148,460
2458	Al-Shomos Factory for Manufacturing Aluminum & PVC Doors and Windows	146,984
2459	International Excellence for Plastic and Paper Industries	146,860
2460	Al-Rukn Al-Rafi for Importing Electrical Devices and Materials	146,843
2461	United Steel Factory for Manufacturing Corrugated Sheets	146,828
2462	Al-Moatamadun Al-Awwal for Importing Cleaning Materials	145,960
2463	Al-Ghitha Al-Nafees for Importing Foodstuffs, Livestock, and Meat	145,000
2464	Summit Advantages for Plastic Industries	145,000
2465	Agricultural Belt for Importing Agricultural Machinery, Supplies, and Spare Parts	144,500
2466	Coral Factory for Manufacturing Packaging Materials	144,499
2467	Al-Risala for Importing Medicines and Medical Equipment	143,867
2468	Golden Pitcher for Importing Household Materials	143,274
2469	Good Provision for Food Industries	142,884
2470	United Al-Wasal for Importing Building Materials, Health Materials, and Accessories	142,709
2471	Moarith for Importing Foodstuffs	142,584
2472	Auto Libya for Importing Vehicles and Accessories	142,196
2473	Al-Wasila for Importing Building Materials and Insulating Materials of All Types	142,058
2474	Al-Karam for Importing Foodstuffs	141,990
2475	Distinct Start for Importing Vehicles and Accessories	141,524
2476	Al-Manara International for Importing Vehicles and Accessories	141,287
2477	Badr Al-Noor for Importing Foodstuffs	141,227
2478	Mountain of Iron for Importing Workshop and Factory Equipment	141,088
2479	Red Dawn for Importing Vehicles and Accessories	140,563
2480	Diamond Mark for Importing Decorative Items, Hardware, and Cleaning Materials	140,220
2481	Al-Rahma Factory for Manufacturing Aluminum Doors and Windows	140,163
2482	Benghazi for Energy Solutions	140,071
2483	Elegant Giving for Importing Clothing, Textiles, and Leather Products	140,000
2484	Hope for Manufacturing Plastics and Derivatives	140,000
2485	Autumn Leaves for Importing Foodstuffs, Livestock, and Meat	139,994
2486	Frasin for Importing Foodstuffs	139,557
2487	Al-Bahja for Importing Household Materials	138,897
2488	Al-Saif Al-Mohand for Importing Foodstuffs, Livestock, and Meat	138,779
2489	Mountain Pastures for Importing Foodstuffs	138,600
2490	Al-Fayd for Importing Building Materials, Health Materials, and Accessories	138,499
2491	Leading Goal for Importing Vehicles and Accessories	138,380
2492	Al-Sahila for Importing Foodstuffs	138,350
2493	Dar Al-Arqam for Printing, Publishing, and Distribution	137,208
2494	Capital Companions for Importing Foodstuffs	136,500

2495	Treasure Libya for Importing Agricultural Equipment	135,693
2496	Al-Adiyat for Importing Vehicles and Accessories	135,670
2497	First Al-Haj International for Importing Electrical and Non-Electrical Devices, Spare Parts	135,100
2498	Modern Zein for Importing Building Materials, Health Materials, and Accessories	135,040
2499	Middle Gate for Importing Foodstuffs	135,000
2500	Mizran for Importing Electrical Devices, Non-Electrical Devices, and Spare Parts	134,622
2501	Rama International for Importing Building Materials, Health Materials, and Accessories	134,076
2502	Modern Golden Best for Importing Building Materials and Health Materials	133,932
2503	National Boost for Food Industries	132,600
2504	Lbeda for Manufacturing Cleaning Materials	132,260
2505	Amasi for Importing Foodstuffs	132,000
2506	Al-Sudfa for Importing Machinery and Accessories	131,799
2507	Robia for Importing Medical Equipment and Supplies	131,721
2508	Al-Mukhtar Insurance	130,232
2509	Sons of Al-Ghirani Factory for Manufacturing Bags	130,028
2510	National Development for Contracting and Real Estate Investment	130,000
2511	Tripoli Optics for Importing Optics and Accessories	129,750
2512	Modern Rawaous for Manufacturing Building Materials	129,372
2513	Jet for Importing Building Materials and Health Materials (Jet Holding)	128,760
2514	Al-Islah Al-Rashid for Importing Building Materials, Health Materials, and Accessories	128,478
2515	Straight Path for Importing Cleaning Materials	128,358
2516	Al-Bidar for Importing Medical Equipment	128,100
2517	Dar Al-Soap for Manufacturing Cleaning Materials	127,663
2518	Al-Yaqout for Plastic Industries (Al-Madina Misrata Holding)	127,215
2519	Global Capable for Importing Foodstuffs, Livestock, and Meat	126,796
2520	Morning Breezes for Importing Decorative Items, Hardware, Cleaning Materials	126,650
2521	Safety Key for Importing Safes, Keys, and Locks	126,543
2522	Green Clusters for Importing Agricultural Machinery and Supplies	125,042
2523	Bin Ashour Fashion for Importing Clothing, Textiles, and Leather Products	125,000
2524	Elegant Buildings for General Contracting and Real Estate Investment	124,468
2525	Al-Samaha for Manufacturing Leather and Plastic Bags	124,166
2526	Joud Al-Rida for Importing Foodstuffs	123,744
2527	Libyan Store for Importing Hardware, Decorative Items	123,723
2528	Al-Imtiaz for Importing Cleaning Materials	122,929
2529	First for Importing Electrical Devices, Non-Electrical Devices, Spare Parts, and Electronics	122,011
2530	Triangle for Manufacturing PVC and Aluminum	122,010
2531	International Trust for Importing Electrical Devices, Non-Electrical Devices, Spare Parts, and Electronics	121,700
2532	Prosperous Lands for Importing Foodstuffs	121,440
2533	Afnan Alshajar Alakhder for Importing Foodstuffs	120,980
2534	Alnahda for Importing Building Materials, Sanitary Supplies and Accessories	120,900
2535	Almawsim Alafdal for Importing Agricultural Machinery, Supplies and Spare Parts	120,800

2536	Athaal International for Importing Medicines, Medical Equipment and Mother & Child Supplies	120,712
2537	Almawasim for Importing Mother & Child Supplies	120,317
2538	Alaman International Group for Importing Medicines and Medical Equipment	120,157
2539	Alasala Aldaema for Manufacturing Marble and Granite	120,000
2540	Alamwaj Alzarqa Alawla for Importing Foodstuffs	120,000
2541	Aldar Allibya for Importing Home Appliances	119,936
2542	Bayt Almoluk for Importing Home and Office Furniture	119,800
2543	Almokhtar Alhadith for Importing Building Materials, Sanitary Supplies and Accessories	119,655
2544	Alraqy for Importing Medical Equipment	119,086
2545	Tobakts for Importing Truck Spare Parts and Accessories	118,352
2546	Afif for Importing Means of Transport, Spare Parts, Oils, Lubricants, Tires, and Rims	118,262
2547	Saba Almazdahira for Importing Building Materials, Sanitary Supplies and Accessories	118,138
2548	Altaawun Albenaa for Importing Building Materials, Sanitary Supplies and Accessories	118,015
2549	Advanced Electrical Systems for Communications, IT, and Safety Systems	117,198
2550	Azhar Alrabea for Manufacturing Paper Napkins	117,040
2551	Alwan Almutawasit for Importing Building Materials, Sanitary Supplies and Accessories	116,342
2552	Almatjar Alliby for Importing Furniture	115,940
2553	Beirut Alhadith for Importing Cleaning Materials	115,616
2554	Alraqeem Alalamia for Importing Clothing	115,040
2555	Alikhtiyar Aljamil for Importing Cosmetics and Hardware	114,967
2556	Zreebco Factory for Manufacturing Restaurant Equipment	114,017
2557	Alzaj for Glass and Aluminum Works	113,664
2558	Aljabal for Importing Cleaning Materials	113,530
2559	Alsohoul Almutahida for Importing Agricultural Equipment and Supplies	113,400
2560	Almuheet Aljadeed for Importing Foodstuffs	113,314
2561	Alsafaa Alkamel for Manufacturing Aluminum and PVC	113,036
2562	Alitar for Importing Building Materials, Sanitary Supplies and Accessories	112,778
2563	Alhadaf Medical Group for Importing Medicines and Medical Equipment	112,655
2564	Aldarb Almutajadid for Importing Carpets, Textiles and Fabrics	112,500
2565	Alsanea for Manufacturing Pipes	112,500
2566	Alkhibraat Allibya for Importing Oil Equipment	112,462
2567	Ansiab for Importing Heavy Pumps, Supplies, and Spare Parts	112,351
2568	Rubina for Manufacturing Marble and Granite	112,019
2569	Alramy Alsagheer for Importing Toys and Entertainment Equipment	111,640
2570	Alqarya for Importing Foodstuffs	111,548
2571	Sarwah for Importing Foodstuffs, Livestock and Meat	111,090
2572	Trista for Food Industries	110,997
2573	Alahramat for Manufacturing Marble (Joint Stock)	110,983
2574	International Group for Importing Medicines and Medical Equipment	110,697
2575	Almadina Misrata Factory for Manufacturing Paints and Pastes	110,450
2576	Alyecona Aljadeeda for Manufacturing Sheds and Mobile Homes	110,100

2577	Qimmat Aljabal for Importing Perfumes, Cosmetics and Beauty Products	109,859
2578	Mais Alreem Alkobra for Importing Clothing, Textiles, and Leather Products	109,762
2579	Salem Factory for Manufacturing Plastic Tools	109,650
2580	Almotamayez Alawwal for Importing Medicines, Medical Equipment and Supplies	109,272
2581	Khirat Alard for Importing Foodstuffs, Livestock and Meat	108,864
2582	Topaz for Importing Building Materials, Sanitary Supplies and Accessories	108,800
2583	Almesk for Manufacturing All Cleaning Materials, Oils and Derivatives	108,400
2584	Alharoug Allibya for Importing Means of Transport and Accessories	108,378
2585	Crystal Alalamia for Importing Cleaning Materials, Cosmetics and Hardware	107,348
2586	Injaz Aldaem for Importing Building Materials, Sanitary Supplies and Accessories	106,733
2587	Rice Alkhamis for Manufacturing, Packing and Packaging Fish (part of Libyan Group)	106,680
2588	Jumeirah for Importing Foodstuffs, Livestock and Meat	106,400
2589	Jawharat Alsahel Allibya for Importing Foodstuffs, Livestock and Meat	106,139
2590	Bin Zahia & Partners for Importing Clothing, Textiles and Leather Products	105,900
2591	Alnokhba for Importing Sports, Entertainment and Gaming Equipment	105,130
2592	Alsharara for Importing Building Materials and Sanitary Supplies	105,111
2593	Alqasr International for Importing Agricultural Equipment	104,930
2594	Almuttahid Logistics Services	104,266
2595	Almokhtar Almathalia for Importing Means of Transport and Accessories	103,384
2596	Albaraka Insurance (Joint Stock)	103,308
2597	Almotamayez Alaseel for Importing Building Materials, Sanitary Supplies and Accessories	102,700
2598	Alqawarir Allamea for Importing Household Items, Electrical and Non-Electrical Equipment, and Spare Parts	102,030
2599	Himalaya Mountains Factory for Manufacturing Marble	102,000
2600	Alsafaa Almotakamel for Importing Medicines, Vaccines and Veterinary Supplies	101,373
2601	Almeza Alalamia for Importing Building Materials	101,005
2602	Alomran Factory for Cutting and Shaping Marble and Granite	100,900
2603	Alyamen for Importing Electrical Devices, Equipment and Spare Parts	100,740
2604	Alraqy Alawwal for Importing Furniture	100,500
2605	Rabee Almostaqbal for Importing Building Materials, Sanitary Supplies and Accessories	100,300
2606	Alikhwa Allibya Alawwal for Importing Foodstuffs, Livestock and Meat	100,100
2607	Tuyoor Aljanah Alalamia for Importing Toys and Entertainment Equipment	100,000
2608	Nova for Cutting and Installing Marble	100,000
2609	Wadi Zamzam for Services and Tourism Investment	100,000
2610	Elif International for Importing Household Equipment	100,000
2611	Dasr Alkhair for Importing Building Materials, Sanitary Supplies	99,932
2612	Arm International Alhadith for Importing Gypsum, Decor, Building Materials, Sanitary Supplies and Accessories	99,168
2613	Almustaqbal Alrasikh for Importing Foodstuffs	98,000
2614	Aluqla for Manufacturing Aluminum	97,858
2615	Tarsin Alawwal for Importing Furniture	97,732
2616	Alwifaq Almahni for Manufacturing Building Materials	97,200
2617	Aljohara Alhadith for Importing Tools	96,820

2618	Barniq International for Manufacturing and Shaping Aluminum, PVC, Doors and Windows	96,594
2619	Taybat Libya International for Importing Foodstuffs, Livestock and Meat	96,353
2620	Aldar Alasria for Importing Furniture	95,250
2621	Aloud Altayeb for Importing Cosmetics, Hardware and Cleaning Materials	94,636
2622	Alqimma Group for Renewable Energy and Electrical Works	94,320
2623	Aljory Aldiaa for Manufacturing Aluminum	94,176
2624	Alrafeeq Aldaem for Importing Cars and Spare Parts	94,145
2625	Alsareya for Importing Toys, Sports and Entertainment Equipment	93,710
2626	Darghouth for Importing Medicines and Medical Equipment	93,673
2627	Zad Albayt for Importing Foodstuffs	93,070
2628	Alama Alsharq for Importing Foodstuffs, Livestock and Meat	92,387
2629	Altaj Almasi for Manufacturing Building Materials	92,311
2630	Mamoun International for Importing Foodstuffs, Livestock and Meat	92,124
2631	Almokhtar Aljadeed for Importing Cars and Spare Parts	92,100
2632	Alikhwa Almutaaliqoon Alawwal for Importing Foodstuffs	91,915
2633	Ansam Alandalus for Importing Medicines, Medical Products and Mother & Child Supplies	91,875
2634	Albasha Engineering for Importing Heavy Machinery Spare Parts and Maintenance	91,735
2635	Rosa for Importing Electrical and Non-Electrical Devices, Spare Parts and Electronics	91,352
2636	Nahj Alkhair for Importing Foodstuffs, Livestock and Meat	91,264
2637	Lin Alalamia for Importing Foodstuffs	90,671
2638	Alam Alkamaliyat for Importing Cars and Spare Parts	90,660
2639	Sabah Alhanaa for Importing Foodstuffs, Livestock and Meat	90,508
2640	Ard Alsalfium for Importing Mother & Child Supplies	90,285
2641	Alwasl International for Importing Building Materials, Sanitary Supplies and Accessories	89,856
2642	Alsanabel Alkhadra for Importing Foodstuffs	89,617
2643	Kayan Libya for Importing Building Materials and Sanitary Supplies	89,360
2644	Almithaq Alalamia for Importing Means of Transport, Accessories, Spare Parts and Tires	89,299
2645	Alwathiqoon Group for Importing Foodstuffs	89,280
2646	Almashriq for Manufacturing Building Materials	88,920
2647	Alkafa'a Alalamia for Importing Means of Transport and Accessories	88,846
2648	Tobakts Libya Factory for Manufacturing Plastic Pipes	87,615
2649	Al Imad Alali for General Contracting	87,557
2650	Zahra Alasima for Importing Foodstuffs	87,500
2651	Algharaa for Importing Agricultural Supplies, Feeds and Additives	87,456
2652	Aluma for Importing Aluminum	86,749
2653	Aljabal for Manufacturing PVC, Aluminum and Decor	86,369
2654	Alisnad Alfelahe for Importing Agricultural Pesticides	86,125
2655	Altayeb for Manufacturing Animal Feed	86,050
2656	Alrashdoon for Importing Cosmetics, Hardware and Cleaning Materials	85,785
2657	Mateen for Manufacturing Furniture and Educational, Office, and Home Equipment	85,360
2658	Almutajadd Alzahr for Importing Building Materials, Sanitary Supplies	84,651

2659	Alaseel Almotamayez for Importing Electrical and Non-Electrical Devices	84,469
2660	Wamdah for Importing Means of Transport and Accessories	84,420
2661	Ramadan Fathi Ali Alarqat Factory for Manufacturing Mechanical Textiles	82,000
2662	Almanakh Aljadeed for Importing Electrical and Non-Electrical Devices and Spare Parts	81,800
2663	Alwajha Alalamia for Importing Building Materials	81,600
2664	Aryaf Almutawasit for Manufacturing Trailers	81,500
2665	Alkowadr for Importing Building Materials, Sanitary Supplies (Part of Albustan Holding)	81,342
2666	Altijan for Importing Dental Equipment	80,099
2667	Saqoor Africa for Importing Medical Equipment, Medicines, Medical Products and Mother & Child Supplies	80,050
2668	Marahil Altahliya for Importing Water Desalination Pumps and Spare Parts	80,000
2669	Nawasi Alreda for Importing Foodstuffs	80,000
2670	Strin for Plastic Industries	80,000
2671	Droub Almutawasit for Importing Building Materials, Sanitary Supplies and Accessories	79,976
2672	Matayin Almakaan for Food Industries, Packing and Packaging	79,950
2673	Aswad Tobakts for Importing Foodstuffs	79,801
2674	Afaq Alghoroub for Importing Home Appliances, Electronics and Accessories	79,665
2675	Alyasmin Aljadeeda for Importing Cleaning Materials	79,478
2676	Bayti Almodi for Importing Fabrics, Textiles, Curtains and Carpets	79,030
2677	Al Aqar Allibya Alhadith for Importing Home Appliances	78,524
2678	Victoria Alhadith for Importing Swimming Pools, Saunas and Fountains	77,925
2679	Shurooq Libya for Manufacturing Plastic	77,811
2680	Alalam Alebda for Importing Raw Materials, Paints and Plastic Packaging	77,600
2681	Alshaml Almi'maria for Importing Building Materials, Sanitary Supplies and Accessories	77,252
2682	Almustanad Alrasikh for Manufacturing Foodstuffs	77,051
2683	Shams for Manufacturing Metal Works and Mobile Homes	76,336
2684	Bahr Alsamah for Importing Building Materials, Sanitary Supplies	74,540
2685	Beta Polymer for Chemical Industries	74,316
2686	Alnaba Alssafi Factory for Bottling Drinking Water	74,037
2687	Alanfal for Importing Foodstuffs, Livestock and Meat	73,876
2688	Altaqniyat Alhaditha Alawla for Importing Agricultural Machinery, Supplies and Accessories	73,542
2689	Alnamaa for Equipment and Machinery Maintenance	73,347
2690	Alalam Almutahad for Technical Systems	73,330
2691	Wad for Importing Diapers and Paper Napkin Supplies	73,072
2692	Lamsat Malak for Importing Foodstuffs	73,000
2693	Alsand Aldaem for Importing Electrical and Non-Electrical Devices, Spare Parts and Electronics	72,782
2694	Wadi Libya for Importing Foodstuffs and Fresh Fruits	72,543
2695	Marahil Altanmia Alzra'iya for Importing Agricultural Machinery and Equipment	72,479
2696	Almatbakh Alalami for Importing Foodstuffs	72,468
2697	Alreef Alakhder for Importing Foodstuffs, Livestock and Meat	72,441
2698	Leptus for Importing Household and Electrical Items	72,342
2699	Alraya Alhadith for Importing Medicines, Medical Equipment	72,000

2700	Zahra Allotus for Importing Building Materials, Sanitary Supplies and Accessories	71,990
2701	Alwiyaya Almotamyez for Importing Medical Equipment, Medicines and Mother & Child Supplies	71,880
2702	Alnaba Alrawi for Importing Water Desalination Systems and Plants	71,655
2703	Mamlakat Alathath for Importing Office and Home Furniture	71,000
2704	Turathna for Importing Clothing, Textiles, Fabrics and Leather Products	70,818
2705	Ata'a Alfalah Almotamyez for Importing Agricultural Machinery	70,711
2706	Mina International for Importing Foodstuffs	70,639
2707	Almasdar Aljadeed for Importing Rollers and Industrial Equipment	70,461
2708	Altasahil for Importing Medical Equipment, Medicines, Medical Products and Mother & Child Supplies	69,638
2709	Alsaraha International for Importing Means of Transport and Accessories	69,460
2710	Miyah Alnaj' for Mineral Water	69,089
2711	Atlala for Engineering Industries	69,070
2712	Alalam Albanyan Alhadith for Importing Building Materials and Sanitary Supplies	68,938
2713	Almawaqid for Installing and Maintaining Central Heating Systems	68,616
2714	Rimal Tripoli for Importing Means of Transport and Accessories	67,684
2715	Alzahra Almushriqa for Importing Cosmetics, Hardware and Cleaning Materials	67,544
2716	Almidan for Importing Foodstuffs and Fresh Fruits	67,453
2717	Alan'am for Importing Medicines, Medical Equipment and Veterinary Products	66,537
2718	Alsakr Factory for Manufacturing Water Hoses	66,250
2719	Alkhibraat Almumtaza for Importing Foodstuffs	66,213
2720	Aras for Importing Building Materials, Sanitary Supplies and Accessories	65,972
2721	Almutakamel Alawwal for Manufacturing Building Materials and Insulation Materials	65,835
2722	Alalamia Almutatawera for Importing Foodstuffs	65,641
2723	Alburj Almunir for Importing Building Materials	65,200
2724	A'mak Albihar for Importing Fish and Fish Products	65,000
2725	Almuttahidoon Alawwaloon Aljadeed for Manufacturing Aluminum	64,813
2726	Alitqan Allibya for Importing Clothing, Textiles and Leather Products	64,630
2727	Alshua' Allibya for Importing Foodstuffs	64,500
2728	Aemaar Alfani for Importing Building Materials	64,444
2729	Marsin for Importing and Packing Foodstuffs	64,000
2730	Saraya Romaia for Importing Cars and Spare Parts	63,691
2731	Bayt Aljamla for Importing Foodstuffs, Meat and Livestock	63,440
2732	Alhilal Factory for Manufacturing Plastic	62,730
2733	Alrubyan for Salt Industries	62,381
2734	Marmer Libya Alawwal for Importing Building Materials, Sanitary Supplies and Accessories	60,868
2735	Albidaya Allibya for Plastic Industries	60,460
2736	Alrabee Alalami for Importing Mother & Child Supplies	60,450
2737	Al Salam for Printing, Advertising and Promotion	60,250
2738	Najah Kimia for Manufacturing Cleaning Materials	60,130
2739	Aljamea Alalamia Almutakaddima for Importing Means of Transport and Accessories	59,540
2740	Alayaf Libya for Manufacturing Fiberglass	59,312

2741	Aemaar Alaqaria for Importing Building Materials	59,188
2742	Alsaraha for Importing Computers and Electronics	58,850
2743	Altabi'a for Food Industries	58,404
2744	Tripolis for Insurance Brokerage and Reinsurance	57,246
2745	Almajara Aljadeeda for Importing Electronics, Spare Parts, Accessories and Mobile Devices	57,240
2746	Alintilaqah Alawwal Alalami for Importing Foodstuffs	56,194
2747	Ruwad Altaqniya Alhaditha for Calibration, Measurement and Development Services	55,750
2748	Majmet Drayoush for Food Industries	55,721
2749	Alasala Altijaria for Importing Electronics, Spare Parts, Electrical and Non-Electrical Equipment	55,417
2750	Aljohara Albeida for Food Industries	55,020
2751	Bab Alasima for Importing Building Materials, Sanitary Supplies and Accessories	54,900
2752	Alkhalil Alkobra for Grinding Grains, Coffee, Legumes and Nuts	54,729
2753	Alrahba Aljadeeda for Importing Foodstuffs	53,217
2754	Albustan Alghitha'i for Importing Foodstuffs	53,172
2755	Alrihan for Importing Medical Equipment, Medicines, Medical Products and Mother & Child Supplies	53,100
2756	Alqasr Alsaeed for Importing Furniture	52,284
2757	Alnazeer for Importing Foodstuffs, Livestock and Meat	52,165
2758	Alru'ya Alsati'a for Importing Medical Supplies	51,756
2759	Alrashid Almunir for Importing Foodstuffs, Fresh Fruits, Livestock and Meat	51,447
2760	Kanz Alard for Importing Means of Transport and Accessories (Limited Liability)	51,240
2761	Asateer Alalam for Importing Foodstuffs, Livestock, Meat, Vegetables and Fruits	50,654
2762	Alqawafil Allibya Almutahida for Importing Building Materials, Sanitary Supplies and Accessories	50,652
2763	Alshadrawan Almudi for Importing Foodstuffs, Livestock and Meat	50,554
2764	Mazaya Albayt for Importing Household Items, Electrical and Non-Electrical Equipment	50,016
2765	Jood for Importing Building Materials, Sanitary Supplies and Electrical Equipment	50,000
2766	Aljaddara Alalamia for Importing Textiles and Carpets	50,000
2767	Alraqy for Manufacturing Marble and Sanitary Materials	49,864
2768	Jant for Importing Medical Equipment	49,573
2769	Almumtaz for Importing Medical Supplies and Equipment	48,680
2770	Afaq Allama'a for Importing Foodstuffs, Livestock and Meat	48,150
2771	Alsil Alkheir for Importing Tea and Foodstuffs	47,880
2772	Almezan Factory for Manufacturing Floor Tiles	47,624
2773	Almajma'a Almotamayez Alhadith for Importing Foodstuffs, Livestock and Meat	47,500
2774	Ansam Altayeb for Importing Perfumes and Cleaning Materials	46,144
2775	Fakhama Altasmeem for Manufacturing Furniture and Kitchens	46,000
2776	Alma'eda Altayeba for Importing Foodstuffs, Livestock and Meat	45,754
2777	Nu'man for Importing Sports, Entertainment and Gaming Equipment	45,345
2778	Alsandaan for Importing Workshop Equipment	44,419
2779	Ruwad Al Salam for Importing Household, Electrical and Electronic Equipment	44,408
2780	Zahra Sayad for Food Industries	43,988
2781	Marathon Benghazi for Importing Clothing and Medical Shoes	42,756



2782	Alqimma Alalamia for Electrical Services	42,600
2783	Alnujum Almudi'a for Importing Electrical and Non-Electrical Devices and Spare Parts	42,292
2784	Alnahr for Importing Agricultural Equipment and Supplies	41,729
2785	Rama Factory for Engineering Industries	40,823
2786	Altarabut Alwathiq for Manufacturing Building Materials	40,774
2787	Aldahnat Almutahida for Importing Building Materials, Sanitary Supplies and Accessories	40,481
2788	Abnaa Bin Gazi Factory for Manufacturing Curtains, Sofas and Mattresses	40,396
2789	Babt Africa Aljadeeda for Importing Means of Transport and Accessories	40,290
2790	Ram Alawwal for Importing Cosmetics, Hardware and Cleaning Materials	40,204
2791	Simat for Importing Electrical and Non-Electrical Devices, Spare Parts and Electronics	39,772
2792	Alostora Alasliah for Importing Cosmetics, Hardware and Cleaning Materials	39,600
2793	Alanfwan for Importing Foodstuffs, Livestock and Meat	39,408
2794	Almasar Alfidhi for Importing Household, Electrical and Electronic Equipment and Accessories	38,250
2795	Sima Almotamayez for Importing Foodstuffs, Livestock and Meat	38,036
2796	Aljohara Alnaqia for Importing Cleaning Materials	37,972
2797	Alikhtiyar Alsahih for Importing Furniture	36,650
2798	Al Libya Alra'eda for Renewable Energy	36,108
2799	Albustan Alakhder for Importing Foodstuffs	36,018
2800	Alnoor Alawla for Food Industries	35,969
2801	Jabal Lebanon for Importing Cleaning Materials	35,456
2802	Albahr Almutawasit for Importing Medicines and Medical Equipment	35,410
2803	Jibal AlAtlas for Plastic Industries	35,000
2804	Darb Alimtiyaz for Importing Means of Transport and Accessories	33,921
2805	Alibda Alalamiya Alhaditha for Importing Office and Home Furniture	33,750
2806	Gamma Medical for Importing Medical Equipment, Medical Products and Mother & Child Supplies	32,792
2807	Noor Alsalam for Importing Electrical and Non-Electrical Devices and Spare Parts	32,190
2808	Abufares & Partners for Iron Industries	31,960
2809	Sarmman Alhaditha for Manufacturing Building Materials and Ceramics	31,616
2810	Alshihabi for Importing Foodstuffs, Livestock and Meat	31,500
2811	Alsabl Aljadeeda for Packing and Packaging Foodstuffs	31,200
2812	Barniq Alhaditha for Importing Garden Equipment and Agricultural Machinery	31,122
2813	Alomran for Manufacturing Building Materials	31,050
2814	Alqudra Alalamia for Technical Equipment	31,000
2815	Farm for Importing Agricultural Machinery, Supplies and Spare Parts	30,807
2816	Lina International for Importing Factory and Workshop Equipment and Supplies	30,515
2817	Albariq Aldhahabi for Importing Cleaning Materials and Cosmetics	29,008
2818	Alsalb for Metal Forming	28,634
2819	Bae' Almesk for Importing Cosmetics, Hardware and Cleaning Materials	27,700
2820	Alreef Allibya for Importing Agricultural Machinery, Supplies and Spare Parts	27,572
2821	Altalal for Manufacturing Paper and Printing Supplies	25,630
2822	Madayef Engineering for General Contracting and Real Estate Investment	25,620

2823	Alin International for Import	25,550
2824	Alandalus Alhadith for Importing Shoes, Clothing, and Bags	24,610
2825	Alfarsh Almarfoua for Importing Fabrics, Furnishings, Curtains, Seating, and Accessories	23,821
2826	Alttifl Aljadid for Importing Medicines, Medical Preparations, and Mother & Child Supplies	22,013
2827	Althiqafzal Aljoda for Importing Mother & Child Supplies	21,850
2828	Libyana Insurance	19,662
2829	Albayader for Importing Decorative Items, Hardware, and Cleaning Supplies	19,514
2830	Alshajratan for Importing Cleaning Supplies	17,547
2831	Brimex for Importing Agricultural Machinery, Equipment, and Spare Parts	15,770
2832	Adrar Majer for Importing Foodstuffs, Livestock, and Meat	13,605
2833	Almutawakkil for Manufacturing Animal Feed and Grain Milling	12,750
2834	Masaei Alimaar for Importing Building Materials and Sanitary Supplies	11,820
2835	Alittihadia Insurance (Joint Stock Company)	7,365

**Accepted Coverage Requests  
According to Goods or Services  
During (01/01 - 30/11/2025)**

**"Descending order"**

<b>Order.</b>	<b>Goods or Services</b>	<b>Value in USD</b>
1	Production and Operation Supplies	3,456,012,054
2	Miscellaneous Food Commodities	3,261,323,625
3	Building Materials and Construction Supplies	1,456,878,262
4	Transportation, tires, batteries and spare parts	895,750,479
5	Machinery and Equipment	887,534,009
6	Electronic Equipment	798,490,948
7	Feeds	606,768,818
8	Human Medicines	535,440,490
9	Agricultural Machinery and Equipment	482,914,100
10	Live and frozen meat	385,441,540
11	Household and Household Electrical	315,710,675
12	Essential Commodity Production Requirements	282,911,270
13	Cleaning Materials	252,488,319
14	Milk, diapers and baby food	161,963,827
15	Airlines Transfers	128,383,477
16	Burniq Air requests	119,678,971
17	Milk	105,905,101
18	ICT Services	103,102,762
19	Tobacco of all kinds	97,536,093
20	Clothing and Shoes	96,497,276
21	Agricultural and Fertilizers	93,017,163
22	Cleaning Materials	85,558,956
23	Furniture	75,779,746

24	Miscellaneous	67,972,526
25	Cheeses	58,416,477
26	Various navigational services	58,202,406
27	Stationery	44,574,221
28	Hygienic materials	41,092,377
29	Iron and steel factory operating requirements	32,720,236
30	Medical	29,406,038
31	Fruits and Vegetables	22,672,001
32	Importing a Gold Commodity	19,932,381
33	Butter	11,288,969
34	Carpets and Textiles	10,581,161
35	Fish and Marines	10,576,497
36	Veterinary Medicines	8,231,076
37	Ghee	6,411,919
38	Salary transfers	4,718,566
39	Special requests for Libyan Wings Company	3,690,357
40	Libyan Express Transport Company	3,594,488
41	Insurance Companies Transfers	2,698,191
42	Other Goods	1,704,512
43	General Electricity Company Supplies	1,084,058
44	MedSky Airways Company requests	664,251
45	Oya Airways Company	647,618
46	Ghadames Airways Company	562,574
47	Costs of tourism services	250,000
48	Fabrics and Carpets	250,000
49	Production and Operating Services	45,540
50	Training Courses Transfers	41,135
51	Insurance Companies Requests	29,600
52	Flight Tickets	23,874

**Accepted Coverage Requests  
According to Country of Origin  
During (01/01 - 30/11/2025)**

**"Descending order"**

Order.	Country of origins	Value in USD
1	Türkiye	4,009,237,281
2	China	2,147,267,577
3	Egypt	1,701,765,016
4	India	874,854,458
5	Russian Federation	720,379,721
6	Italy	542,013,522
7	Brazil	399,765,823
8	Tunisia	378,712,926
9	United Arab Emirates	367,553,014
10	Ukraine	330,560,471
11	Thailand	303,302,679
12	Germany	296,260,537
13	United States	251,943,668
14	France	224,353,544
15	Romania	212,199,107
16	Spain	174,435,637
17	Netherlands	172,493,289
18	Saudi Arabia	171,702,504
19	Argentina	159,677,842
20	Ireland	139,725,195
21	South Korea	110,601,525

22	Indonesia	99,926,114
23	Belgium	86,248,589
24	Europe	82,065,105
25	Poland	82,028,533
26	United Kingdom	70,733,990
27	New Zealand	68,849,326
28	Japan	65,505,763
29	Guatemala	60,382,323
30	Sri Lanka	52,922,822
31	Bulgaria	48,843,293
32	Ecuador	48,308,604
33	Jordan	48,094,337
34	Sweden	47,611,434
35	Greece	47,380,068
36	Algeria	38,911,525
37	Switzerland	38,552,834
38	Viet Nam	37,119,520
39	Austria	36,459,771
40	Serbia	31,605,825
41	Morocco	29,335,599
42	Oman	27,178,580
43	Lithuania	26,908,536
44	Slovenia	25,252,784
45	Canada	24,550,300
46	Portugal	24,065,197
47	Denmark	21,676,706
48	Malta	19,072,367

49	Iraq	15,831,464
50	Hungary	12,106,311
51	Slovakia	10,299,949
52	Syria	9,894,838
53	Finland	8,827,819
54	Bahrain	8,201,919
55	Malaysia	6,671,674
56	Cyprus	6,197,785
57	Colombia	5,651,796
58	Europe	5,621,639
59	Pakistan	4,974,533
60	Gabon	4,383,538
61	Asia	3,849,457
62	Qatar	3,177,500
63	Australia	3,114,209
64	Costa Rica	2,888,962
65	Mexico	2,882,760
66	South Africa	2,721,161
67	Lebanon	2,718,114
68	Uruguay	2,560,200
69	Cambodia	2,300,323
70	Hong Kong S.A.R.	1,949,889
71	Bangladesh	1,843,709
72	Taiwan	1,839,996
73	Czech Republic	1,614,966
74	Singapore	1,567,090
75	Former Yugoslav Republic of Macedonia	1,340,898

76	Equatorial Guinea	1,283,845
77	Norway	976,080
78	Bosnia and Herzegovina	975,304
79	Marshall Islands	895,900
80	Albania	863,214
81	Kazakhstan	740,650
82	Ethiopia	663,098
83	Moldova	582,530
84	Ivory Coast	575,584
85	Korea, North	497,860
86	Chile	497,400
87	Nigeria	462,409
88	Kenya	456,005
89	Uzbekistan	453,280
90	Sant Marino	416,260
91	Monaco	407,931
92	Uganda	367,500
93	Tanzania	350,451
94	Namibia	344,819
95	Niger	315,000
96	Croatia	276,489
97	Luxembourg	186,716
98	Mauritius	184,089
99	Yemen	167,300
100	Kuwait	152,240
101	Turkmenistan	139,490
102	Philippines	117,198



103	Peru	106,680
104	Belarus	65,570
105	Central African Republic	56,555
106	Azerbaijan	56,194
107	American Samoa	54,939
108	Sierra Leone	41,289
109	Estonia	13,461

**Accepted Coverage Requests  
According to Country of Beneficiary  
During (01/01 - 30/11/2025)**

**"Descending order"**

<b>Order.</b>	<b>Country of origins</b>	<b>Value in USD</b>
1	United Arab Emirates	4,114,510,583
2	Türkiye	3,544,946,257
3	Egypt	1,542,597,749
4	China	743,491,633
5	Switzerland	654,955,106
6	United Kingdom	573,265,721
7	Italy	487,198,203
8	Tunisia	442,983,725
9	Spain	260,765,628
10	Austria	200,886,760
11	Thailand	196,495,688
12	Japan	174,962,036
13	Netherlands	157,602,987
14	Singapore	138,693,870
15	Slovakia	130,352,001
16	Germany	124,114,182
17	France	116,559,838
18	South Korea	112,904,229
19	Jordan	111,235,680
20	Saudi Arabia	83,126,646
21	Canada	77,660,227

22	Hong Kong S.A.R.	70,371,426
23	Oman	67,704,526
24	India	67,512,291
25	Belgium	61,351,486
26	Indonesia	57,773,212
27	United States	54,863,335
28	New Zealand	53,747,918
29	Bahrain	50,518,149
30	Malta	50,317,314
31	Sweden	46,485,906
32	Sri Lanka	46,029,592
33	Ukraine	45,500,243
34	Brazil	42,445,557
35	Cyprus	37,545,896
36	Algeria	37,488,954
37	Morocco	35,558,444
38	Denmark	27,298,874
39	Slovenia	26,038,945
40	Mauritius	25,045,639
41	Ireland	24,278,672
42	Greece	23,235,984
43	Poland	22,642,111
44	Hungary	20,891,892
45	Luxembourg	19,413,982
46	Portugal	15,763,764
47	Ecuador	12,512,634
48	Australia	10,835,960

49	Viet Nam	10,277,442
50	Lithuania	8,980,567
51	Romania	8,594,252
52	Bulgaria	5,913,949
53	Russian Federation	5,822,500
54	Pakistan	4,815,160
55	Finland	3,898,971
56	Qatar	3,177,500
57	Malaysia	3,102,321
58	Lebanon	3,077,062
59	Marshall Islands	2,426,460
60	Korea, North	2,423,380
61	Serbia	1,795,969
62	Botswana	1,651,500
63	South Africa	1,538,918
64	Argentina	1,454,424
65	Former Yugoslav Republic of Macedonia	1,340,898
66	Croatia	1,273,989
67	Georgia	1,207,125
68	Europe	1,115,039
69	Liechtenstein	1,070,493
70	Bosnia and Herzegovina	975,304
71	Andorra	970,084
72	Taiwan	967,419
73	Europe	732,274
74	Kenya	693,777
75	Albania	593,539

76	Colombia	582,768
77	Monaco	508,516
78	Nigeria	462,409
79	Czech Republic	451,451
80	Laos	407,600
81	Niger	315,000
82	Sant Marino	310,355
83	Mongolia	232,980
84	Iraq	210,004
85	Tanzania	201,593
86	Bangladesh	195,946
87	Kuwait	152,240
88	Turkmenistan	125,250
89	Gabon	110,063
90	Estonia	105,571
91	Saint Helena	100,000
92	Uzbekistan	89,280
93	Sierra Leone	65,928
94	Azerbaijan	56,194
95	American Samoa	54,939
96	Moldova	40,933
97	Netherlands Antilles	15,819
98	Kazakhstan	4,400