

Central Bank of Libya

Commercial Banks' Uses of Foreign Exchange

During (1/1 - to 30/09/2025)



Research and Statistics Department

Foreign Exchange Expenditures' Movement Analysis

From 1/1 – to 30 /09/2025

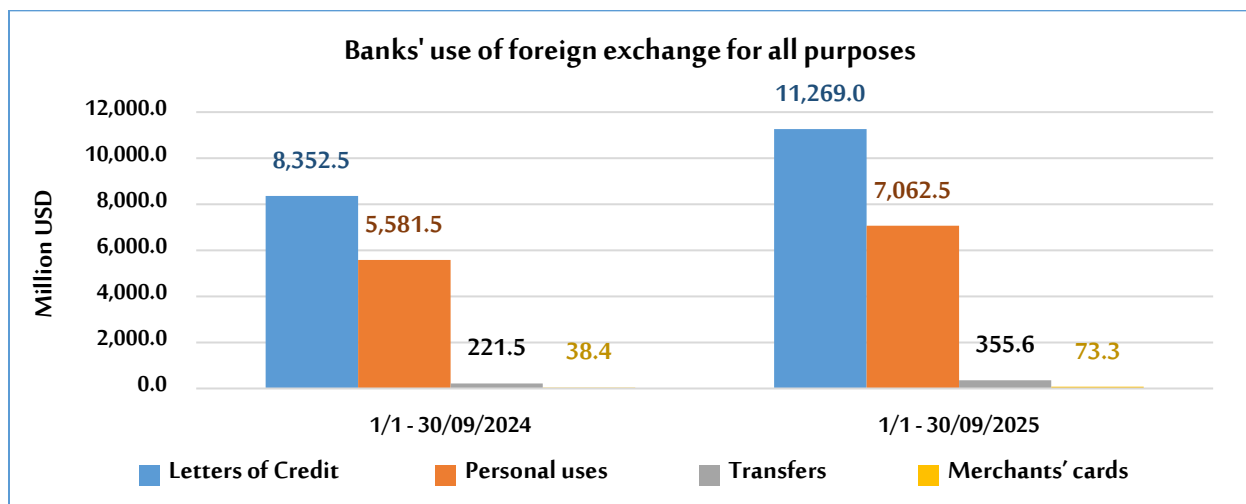
The total uses of foreign exchange by banks from 1/1 – to 30 /09/2025 recorded to about \$18,760,468,762 compared to \$14,193,931,082 during the same period of 2024, which is an increase of about \$ 4,566,537,680 with a rate of 32.2%.

The letters of credit accounted for 60.1% of total bank uses of foreign exchange, personal purposes accounted for 37.6% of total bank uses of foreign exchange, while transfers accounted for only 2.3% of total uses.

The actual banks' uses of foreign exchange for all purposes

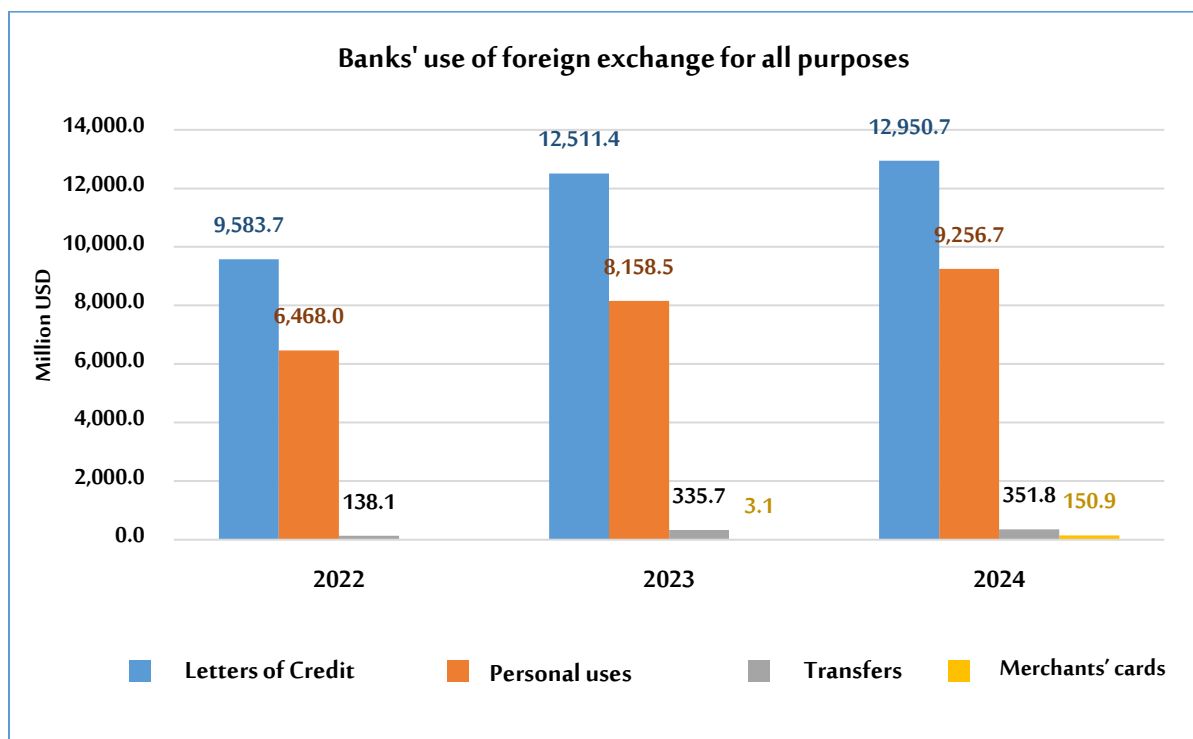
" in USD "

Item	From 1/1 to 30/9 2024	From 1/1 to 30/9 2025	Change in value	Percentage change
Letters of Credit	8,352,545,809	11,269,044,046	2,916,498,237	21.1
Transfers	221,509,473	355,583,574	134,074,101	149.3
Personal uses	5,581,450,800	7,062,543,566	1,481,092,766	-15.2
Merchants' cards	38,425,000	73,297,576	34,872,576	12.9
Total	14,193,931,082	18,760,468,762	4,566,537,680	8.2





The following is a graph showing the actual uses of foreign currency by banks during the last three year (2022 – 2024):





Amounts sold to banks in foreign exchange for all purposes:

In the context of monitoring the performance of banks operating in the local market with regard to the use of foreign currency, the table below shows the distribution of foreign currency sold by commercial banks during the period 1/1 – to 30/09/2025. According to the table below, it is clear that [Aman Bank for Trade and Investment](#) was the most bank purchased foreign exchange from 1/1 – to 30 /09/2025 with a market share of 17.3%, as the total amounts of foreign exchange purchased was about \$3,254,625,725, followed by [National Commercial Bank](#) with a market share of 12.2%, as the total amounts of foreign exchange purchased was about \$2,289,308,759, then [Jumhouria Bank](#) was in the third place with a value of \$1,743,106,568. Then [Wahda Bank](#) was ranked in fourth place with a value of \$1,610,571,105, then [United Bank for Trade and Commerce](#) was in fifth place with a value of \$1,427,153,775. Then [Nuran Bank](#) was ranked in sixth place with a value of \$1,054,661,265.

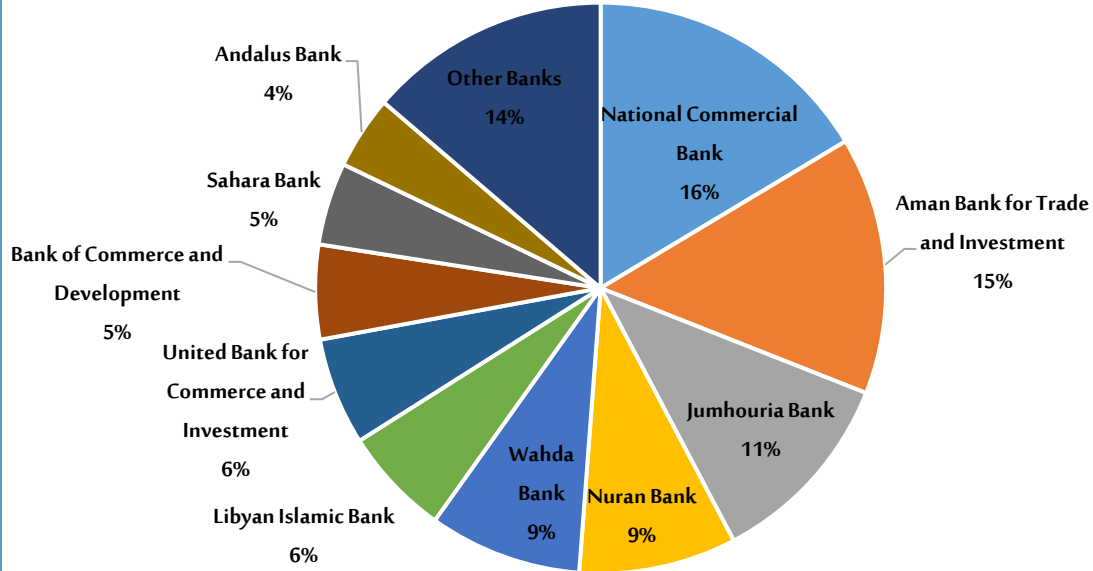
The following banks come in terms of relative importance in order: [North Africa Bank, Assaray Bank, Libyan Islamic Bank, Trade and Investment Bank, Sahara Bank, and Yaqeen Bank](#), as shown in the table below, which also contains the order in which banks were in the same period of 2024.

Ranking of banks according to the total amounts sold of foreign exchange.

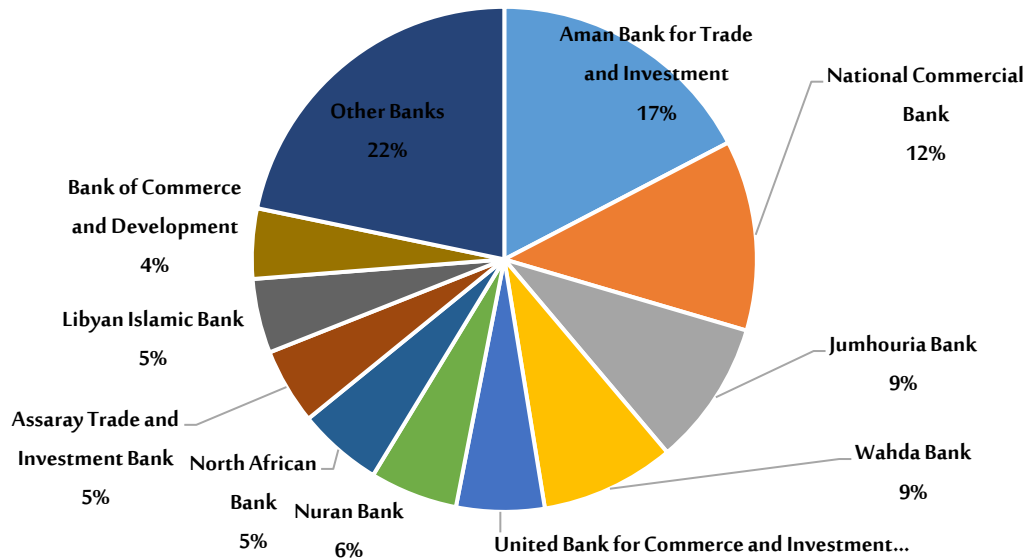
Bank	From 1/1 to 30/9 2024			From 1/1 to 30/9 2025		
	Order	Value in USD	Market Share	Order	Value in USD	Market Share
Aman Bank for Trade and Investment	2	2,070,723,542	14.6%	1	3,254,625,725	17.3%
National Commercial Bank	1	2,328,442,913	16.4%	2	2,289,308,759	12.2%
Jumhouria Bank	3	1,602,096,675	11.3%	3	1,743,106,568	9.3%
Wahda Bank	5	1,229,998,646	8.7%	4	1,610,571,105	8.6%
United Bank for Commerce and Investment	7	864,058,920	6.1%	5	1,059,572,926	5.6%
Nuran Bank	4	1,266,367,553	8.9%	6	1,054,661,265	5.6%
North African Bank	11	537,833,056	3.8%	7	1,020,227,240	5.4%
Assaray Trade and Investment Bank	12	420,789,244	3.0%	8	911,917,708	4.9%
Libyan Islamic Bank	6	872,733,684	6.1%	9	893,807,176	4.8%
Bank of Commerce and Development	8	759,435,349	5.4%	10	842,298,411	4.5%
Sahara Bank	9	664,001,404	4.7%	11	768,417,468	4.1%
Yaqeen Bank	18	66,777,979	0.5%	12	613,847,402	3.3%
Andalus Bank	10	587,668,884	4.1%	13	603,225,340	3.2%
First Gulf Libyan Bank	13	404,131,757	2.8%	14	434,500,067	2.3%
Libyan Foreign Bank	14	144,943,902	1.0%	15	424,250,527	2.3%
Tadhamon Bank	16	124,144,096	0.9%	16	372,021,004	2.0%
Mediterranean Bank	17	91,089,830	0.6%	17	270,484,605	1.4%
Alwaha Bank	15	130,651,232	0.9%	18	178,853,210	1.0%
National Union Bank	21	4,000	0.0%	19	162,336,059	0.9%
Arab Investment Islamic Bank	20	3,723,768	0.0%	20	153,474,165	0.8%
Alwafa Bank	19	24,314,646	0.2%	21	88,468,188	0.5%
Islamic Finance Bank	-	-	-	22	10,493,847	0.1%
Total	-	22,710,153,411	%100.0	-	24,575,108,802	%100.0



Relative importance by bank for foreign currency uses
From January to September 2024



Relative importance by bank for foreign currency uses
From January to September 2025





Amounts sold to banks in foreign currency (according to the purpose)

“In Millions of USD”

Order	Bank	Letters of Credit		Miscellaneous Transfers		Personal Purposes		Merchants' cards	
		From 1/1 to 30/9 2024	From 1/1 to 30/9 2025	From 1/1 to 30/9 2024	From 1/1 to 30/9 2025	From 1/1 to 30/9 2024	From 1/1 to 30/9 2025	From 1/1 to 30/9 2024	From 1/1 to 30/9 2025
-1	Aman Bank for Trade and Investment	653,133,705	1,016,869,948	1,729,438	5,142,577	1,397,864,900	2,195,084,200	17,995,500	37,529,000
-2	National Commercial Bank	1,413,175,775.820	1,312,518,302	2,434,137	958,057	900,683,000	972,732,400	12,150,000	3,100,000
-3	Jumhouria Bank	1,008,733,993	1,170,677,279	5,172,282	1,202,588	588,190,400	571,226,700	0	0
-4	Wahda Bank	625,248,926	996,425,671	446,220	119,507,533	604,303,500	494,637,900	0	0
-5	United Bank for Commerce and Investment	458,152,820	561,722,626	0	0	405,906,100	494,450,300	0	3,400,000
-6	Nuran Bank	1,015,715,781	729,753,779	19,939,773	3,341,760	223,572,500	307,873,350	7,139,500	13,692,376
-7	North African Bank	300,437,283	668,675,489	24,900,573	13,241,750	212,055,200	335,390,000	440,000	2,920,000
-8	Assaray Trade and Investment Bank	356,523,003	828,660,237	58,741	18,570,871	64,207,500	61,101,100	0	3,585,500
-9	Libyan Islamic Bank	602,747,999	637,575,890	14,074,685	3,289,444	255,911,000	249,757,641	0	3,184,200
-10	Bank of Commerce and Development	322,932,972	334,724,953	60,236,077	42,736,358	375,766,300	464,179,100	500,000	658,000
-11	Sahara Bank	361,780,928	465,379,223	12,811,476	25,367,145	289,409,000	277,371,100	0	300,000
-12	Yaqeen Bank	-1,836,621	387,366,082	0	10,968,744	68,414,600	213,594,075	200,000	1,918,500
-13	Andalus Bank	501,208,415	482,871,340	13,901,269	4,000,000	72,559,200	116,354,000	0	0
-14	First Gulf Libyan Bank	383,879,758	425,374,680	19,280,399	8,555,487	971,600	569,900	0	0
-15	Libyan Foreign Bank	101,897,765	328,586,411	42,444,637	95,664,116	601,500	0	0	0
-16	Tadhamon Bank	107,935,796	309,890,304	2,000,000	0	14,208,300	62,130,700	0	0
-17	Mediterranean Bank	73,000,907	115,413,905	102,523	755,000	17,986,400	151,305,700	0	3,010,000
-18	Alwaha Bank	50,371,388	94,134,345	1,977,244	7,365	78,302,600	84,711,500	0	0
-19	National Union Bank	0	161,188,559	0	0	4,000	1,147,500	0	0
-20	Arab Investment Islamic Bank	3,723,768	151,086,087	0	2,274,778	0	113,300	0	0
-21	Alwafa Bank	13,781,446	79,655,088	0	0	10,533,200	8,813,100	0	0
-22	Islamic Finance Bank	0	10,493,847	0	0	0	0	0	0
	Total Grand	8,352,545,809	11,269,044,046	221,509,473	355,583,574	5,581,450,800	7,062,543,566	38,425,000	73,297,576

Accepted banks' requests to cover Letters of Credit and transfers, except for personal purposes, from 1/1 – to 30/09/2025:

As part of monitoring the movement of foreign exchange demand through commercial banks, the number of beneficiaries (companies, factories, public and other entities, and foreign individual salaries) whose applications for letters of credit and various transfers (excluding personal purposes) were accepted during the period from 1/1 – to 30/09/2025, reached approximately 2,317 entities.

Private sector requests for imports of production and operational inputs and various food commodities ranked first and second in terms of value during the period, representing 24.2% and 21.4%, respectively, of total foreign currency purchase requests. At the company level, Waad Libya Cement and Building Materials Company ranked first in terms of request value, followed by Toyota Libya for Car Trading, Spare Parts, Import and Export.

The attached tables illustrate the distribution of requests by type and value of imported goods and services, in addition to a list of the top 100 companies in terms of the value of their foreign currency purchase requests during the period

Major purchase orders for goods or services- Private Sector During the period (1/1 – 30/09/2025)

"Descending order "

Order.	Good or Service	Value in USD	Relative Importance %
1	Production and Operation Supplies	2,861,859,469	24.2%
2	Miscellaneous Food Commodities	2,534,525,381	21.4%
3	Building Materials and Construction Supplies	1,050,870,609	8.9%
4	Machinery and Equipment	749,355,133	6.3%
5	Transportation, tires, batteries and spare parts	705,022,107	6.0%
6	Electronic Equipment	574,393,158	4.9%
7	Feeds	501,123,654	4.2%
8	Human Medicines	401,653,255	3.4%



9	Live and frozen meat	334,527,226	2.8%
10	Agricultural	324,987,477	2.7%
11	Household and Household Electrical	247,731,456	2.1%
12	Essential Commodity Production Requirements	237,645,587	2.0%
13	Cleaning Materials	161,639,208	1.4%
14	Milk, diapers and baby food	125,107,506	1.1%
15	Burniq Air requests	108,488,555	0.9%
16	Airlines Transfers	102,956,997	0.9%
17	Milk	84,880,054	0.7%
18	ICT Services	78,799,935	0.7%
19	Tobacco of all kinds	68,357,958	0.6%
20	Clothing and Shoes	66,502,993	0.6%

Purchase orders by top 100 companies - Private Sector

During the period (1/1 - until 30/09/2025)

"Descending order"

Order.	Company or factory	Value in USD
1	Alwaad allibya for Manufacturing Cement and Building Materials	177,045,000
2	Toyota Libya for Trading Cars, Spare Parts, Import and Export	137,176,550
3	Aljoda alalamia alawla for Manufacturing Feed, Flour Mills and Food Industries	121,411,045
4	Allibya almutahida for Beverage Packaging	112,317,544
5	Berniq Aviation Company	108,488,555
6	Wadi alkof for Mills, Feed and Rice Mills	106,715,123
7	Alnaseem for Food Industries	91,328,735
8	Basmaty for Food Industries	89,764,464
9	Africa for Beverage Packaging	88,810,600
10	Majmot alemtiaz for Importing Various Means of Transportation and Accessories	80,347,949
11	Alasemnt allibya for Manufacturing Building Materials	79,828,566
12	Aldeka aldahabiya for Food Industries	78,041,556
13	Almuheet for Oil Refining	75,110,000
14	Aali sidra for Manufacturing Building Materials	72,748,370
15	Alwesam aldahabi for Manufacturing Flour and Rice Mills	70,706,256
16	Solb Libya almutahd for Manufacturing Iron and Steel	67,234,066
17	Nabd alatlasi for Importing Foodstuffs, Livestock and Meat	65,313,183



18	Aljaid for Importing Foodstuffs	63,660,483
19	Aljbal for Manufacturing Feed	62,111,908
20	Majmot almorwa for Mills, Feed and Rice Mills	54,592,470
21	Alshorouk alalami for Food Industries	53,766,271
22	Almasboobat for Manufacturing Building Materials	52,927,681
23	Almaher aldawli for Mills and Feed	51,993,573
24	Qortoba for Mills and Feed	51,606,021
25	Alshams alsateaa for Food Industries	51,210,816
26	Alzrqaa alduwliya for Food Industries	51,105,838
27	Drob Libya for Importing Means of Transport and Accessories	50,480,540
28	Altasameem alraeda for Manufacturing Building Materials	47,909,161
29	Gheda alnile for Importing Foodstuffs, Vegetables, Fresh Fruits, Livestock and Meat	46,193,031
30	Tripoli alkobra for Manufacturing, Filling and Packaging Tomato and Food Products	45,843,300
31	Alshrq alliby for Mills, Feed and Rice Mills	45,633,800
32	Marmara alandlos for Importing Building and Sanitary Materials	45,565,775
33	Almutahida alarabiya for Manufacturing Cleaning Materials	43,074,700
34	Basmat aljoda for Importing Foodstuffs, Livestock and Meat	42,314,015
35	Almotakhas alhadith for Manufacturing Food Products and Soft Drinks	41,838,950
36	Aldrob for Manufacturing Bitumen, Qatramin and Insulators	41,755,150
37	Alsad aljadeed for Manufacturing Feed and its Derivatives	41,370,437
38	Althmarat allibya for Importing Foodstuffs, Fruits and Meat	40,380,248
39	Jodi for Food Industries	39,883,131
40	Aljaid for Food Industries	39,867,172
41	Aali alandlos for Food Industries	39,302,079
42	Ghalia for Importing and Distributing Foodstuffs	38,307,417
43	Bashaer alzahraa for Manufacturing Foodstuffs and Soft Drinks	38,248,203
44	Albareqa albaidha for Oil Services	37,974,000
45	Fardas for Manufacturing Pasta and Couscous	37,181,962
46	Alrehan for Manufacturing Foodstuffs	36,100,469
47	Rayan for Mills and Feed	35,767,446
48	Almadad for Importing Building Materials	35,162,676
49	Altaawon Factory for Manufacturing Feed	35,054,500
50	Majmot alfakhama for Melting and Forming Metals	34,609,328
51	Alpha for Importing Medicines, Medical Equipment, Medical Preparations and Mother & Child Supplies	34,461,441



52	Qartaj for Food Industries	34,151,309
53	Tayseer aldweya for Importing Medical Equipment, Medicines, Medical Preparations and Mother & Child Supplies	34,149,978
54	Alsndan almtalek for Manufacturing Foodstuffs and Soft Drinks	33,991,541
55	Badia alsahraa for Importing Means of Transport and Accessories	33,019,725
56	Oya alduwliya for Aviation Limited Liability Company	33,011,423
57	Majmot alraedon for Manufacturing Building Materials	32,692,919
58	Samaa allibya for Importing Foodstuffs, Livestock and Meat	32,655,780
59	Majmot almawashi alhaya for Importing Foodstuffs, Livestock and Meat	32,543,100
60	Almira for Food Industries	32,324,425
61	Atlas alfniya for Food Industries	32,040,377
62	Alnasia alathadya for Importing Foodstuffs, Livestock and Meat	31,935,535
63	Alsawahl aldahabiya for Importing Foodstuffs	31,658,244
64	Jenan alkhair almomayza for Manufacturing Building Materials and Accessories	31,603,467
65	Almarai alkhushba for Mills, Feed and Rice Mills	31,528,500
66	Tamer hend for Importing Cars and Spare Parts	31,424,625
67	Tareq alqara for Importing Foodstuffs	31,406,261
68	Dar Qortoba for Importing Medical Equipment, Medicines, Medical Preparations and Mother & Child Supplies Limited	28,999,590
69	Tajoura alhaya for Food Industries	28,991,986
70	Alnaeem for Mills, Feed and Grains	28,493,125
71	Alhaj Anwar for Importing Foodstuffs, Livestock and Meat	28,466,075
72	Asr albenaa aldawli for Importing Building Materials and Accessories	28,353,564
73	Albilsan for Manufacturing Medical Supplies	28,164,850
74	Alandlos for Manufacturing Insecticides	27,951,200
75	Alnaja alraeda for Engineering Industries	27,558,695
76	Adawa afriqya for Importing Foodstuffs, Livestock and Meat	27,057,872
77	Alshat aljadeed for Importing Tobacco, Cigarettes and Accessories	26,932,800
78	Alajneha allibya for Aviation Joint-Stock Company	26,339,885
79	Alwesal allibya for Mills and Feed	26,159,985
80	Donia Libya for Food Industries	25,804,850
81	Alturab alliby for Importing Foodstuffs and Livestock	25,784,139
82	Alfakhama aldahabiya for Flour Mills and Feed Manufacturing	25,697,607
83	Sas for Manufacturing Building Materials, Paints, Plastics and Raw Materials	25,574,290
84	Almotawset for Manufacturing Feed	25,272,500



85	Alnafetha alsihiya for Importing Medical Equipment and Supplies	25,061,719
86	Almesk alabyad for Importing Foodstuffs, Livestock and Meat	24,941,910
87	Majmot alemtiaz for Importing Agricultural Machinery and Supplies	24,879,972
88	Global for Manufacturing Building Materials, Paints and Putties	24,608,500
89	Almadaq altyb for Importing Foodstuffs, Livestock and Meat	24,531,600
90	Adawa alqrbwly for Flour Mills	24,464,465
91	Majma albyan for Manufacturing Building Materials, Petrochemicals and Chemicals	24,446,590
92	Hadrian for Importing Foodstuffs Limited	24,316,942
93	Super for Manufacturing Building Materials, Paints, Plastics and Raw Materials	24,069,136
94	Alsalam for Food Industries	23,277,500
95	Omega for Chemical and Packaging Industries	23,274,625
96	Ard alataa for Food Industries	23,124,038
97	Tayba alalamia for Manufacturing Adhesives for Ceramics, Porcelain, Marble and Granite	23,072,450
98	Almajd alalamiya for Manufacturing Detergents, Disinfectants and Descalers	22,775,500
99	Alaqlimia aljadeeda for Importing Raw Materials	22,634,064
100	Asas albrmja for Software Manufacturing	22,578,470

Banks' requests for letters of credit and transfers

(By most important beneficiary countries)

An analysis of the distribution of foreign exchange purchase requests submitted by the private sector through commercial banks revealed that 88 countries around the world benefited from these requests. The table below shows that 27.7% of total bank transfers covering letters of credit and various transfers during the period (1/1 - until 30/09/2025), were directed to the United Arab Emirates, which topped the list of beneficiary countries. Türkiye came in second with 23.0%, followed by Egypt with 11.1%, and Switzerland with 4.6%.

The following table lists the top twenty countries that benefited from private sector foreign exchange requests during the indicated period.

Banks' requests for letters of credit and transfers (according to the most important beneficiary countries)

During (1/1 – 30/09/2025)

Order.	Beneficiary Country	Value in USD	Relative Importance %
1	United Arab Emirates	3,278,310,768	27.7%
2	Türkiye	2,721,160,577	23.0%
3	Egypt	1,314,676,338	11.1%
4	Switzerland	538,963,715	4.6%
5	China	519,155,276	4.4%
6	United Kingdom	427,061,616	3.6%
7	Italy	343,631,277	2.9%
8	Tunisia	341,685,544	2.9%
9	Spain	213,529,071	1.8%
10	Thailand	165,847,019	1.4%
11	Japan	159,251,804	1.3%
12	Austria	148,966,215	1.3%
13	Netherlands	123,040,596	1.0%
14	Slovakia	102,627,586	0.9%
15	Singapore	98,620,328	0.8%
16	Jordan	96,828,438	0.8%
17	France	89,593,321	0.8%
18	South Korea	85,422,167	0.7%
19	Germany	83,334,065	0.7%
20	Saudi Arabia	64,890,180	0.5%

Banks' requests for letters of credit and transfers

(According to the most important countries of origin of goods or services)

The table below shows the values of banks' foreign exchange orders by country of origin of goods or services during the period (1/1 - 30/09/2025). The goods and services of Turkish origin ranked first and accounted for 26.6% of the total accepted purchase orders, imports of goods and services of Chinese origin were second attributed to 14.2% of the total. While, goods and services



of Egypt origin ranked third and accounted for 11.8%, and goods and services of Indian origin represented 6.0% and Russian origin accounted 4.7% of the total. The following table lists the top twenty countries out of 100 countries worldwide that were the origin of the goods or services covered by foreign currency purchase requests during the specified period.

Banks' requests for letters of credit and transfers

(According to the most important countries of origin of goods or services)

During (1/1 – 30/09/2025)

Order.	Country of origins	Value in USD	Relative Importance %
1	Türkiye	3,139,621,178	26.6%
2	China	1,682,946,129	14.2%
3	Egypt	1,392,161,906	11.8%
4	India	705,093,254	6.0%
5	Russian Federation	552,419,507	4.7%
6	Italy	397,466,015	3.4%
7	Brazil	341,852,322	2.9%
8	Tunisia	287,745,940	2.4%
9	United Arab Emirates	274,596,579	2.3%
10	Thailand	253,520,598	2.1%
11	Ukraine	240,205,760	2.0%
12	Germany	226,404,018	1.9%
13	United States	206,429,138	1.7%
14	France	174,912,948	1.5%
15	Romania	170,326,563	1.4%
16	Saudi Arabia	146,258,864	1.2%
17	Argentina	130,258,166	1.1%
18	Spain	125,512,450	1.1%
19	Netherlands	124,138,737	1.0%
20	Ireland	113,375,626	1.0%



Appendices

Accepted Coverage Requests
List of all Companies and Factories - Private Sectors
During (01/01 - 30/09/2025)

"Descending order"

Order.	Company or factory	Value in USD
1	Alwaad allibya for Manufacturing Cement and Building Materials	177,045,000
2	Toyota Libya for Trading Cars, Spare Parts, Import and Export	137,176,550
3	Aljoda alalamia alawla for Manufacturing Feed, Flour Mills and Food Industries	121,411,045
4	Allibya almutahida for Beverage Packaging	112,317,544
5	Berniq Aviation Company	108,488,555
6	Wadi alkofo for Mills, Feed and Rice Mills	106,715,123
7	Alnaseem for Food Industries	91,328,735
8	Basmaty for Food Industries	89,764,464
9	Africa for Beverage Packaging	88,810,600
10	Majmot alemtiaz for Importing Various Means of Transportation and Accessories	80,347,949
11	Alasemnt allibya for Manufacturing Building Materials	79,828,566
12	Aldeka aldahabiya for Food Industries	78,041,556
13	Almuheet for Oil Refining	75,110,000
14	Aali sidra for Manufacturing Building Materials	72,748,370
15	Alwesam aldahabi for Manufacturing Flour and Rice Mills	70,706,256
16	Solb Libya almutahd for Manufacturing Iron and Steel	67,234,066
17	Nabd alatlas for Importing Foodstuffs, Livestock and Meat	65,313,183
18	Aljaid for Importing Foodstuffs	63,660,483
19	Aljbal for Manufacturing Feed	62,111,908
20	Majmot almorwa for Mills, Feed and Rice Mills	54,592,470
21	Alshorouk alalami for Food Industries	53,766,271
22	Almasboobat for Manufacturing Building Materials	52,927,681
23	Almaher aldawli for Mills and Feed	51,993,573
24	Qortoba for Mills and Feed	51,606,021
25	Alshams alsateaa for Food Industries	51,210,816
26	Alzrqaa alduwliya for Food Industries	51,105,838
27	Drob Libya for Importing Means of Transport and Accessories	50,480,540
28	Altasameem alraeda for Manufacturing Building Materials	47,909,161

29	Gheda alnile for Importing Foodstuffs, Vegetables, Fresh Fruits, Livestock and Meat	46,193,031
30	Tripoli alkobra for Manufacturing, Filling and Packaging Tomato and Food Products	45,843,300
31	Alshrq alliby for Mills, Feed and Rice Mills	45,633,800
32	Marmara alandlos for Importing Building and Sanitary Materials	45,565,775
33	Almutahida alarabiya for Manufacturing Cleaning Materials	43,074,700
34	Basmat aljoda for Importing Foodstuffs, Livestock and Meat	42,314,015
35	Almotakhas alhadith for Manufacturing Food Products and Soft Drinks	41,838,950
36	Aldrob for Manufacturing Bitumen, Qatramin and Insulators	41,755,150
37	Alsad aljadeed for Manufacturing Feed and its Derivatives	41,370,437
38	Althmarat allibya for Importing Foodstuffs, Fruits and Meat	40,380,248
39	Jodi for Food Industries	39,883,131
40	Aljaid for Food Industries	39,867,172
41	Aali alandlos for Food Industries	39,302,079
42	Ghalia for Importing and Distributing Foodstuffs	38,307,417
43	Bashaer alzahraa for Manufacturing Foodstuffs and Soft Drinks	38,248,203
44	Albareqa albaidha for Oil Services	37,974,000
45	Fardas for Manufacturing Pasta and Couscous	37,181,962
46	Alrehan for Manufacturing Foodstuffs	36,100,469
47	Rayan for Mills and Feed	35,767,446
48	Almadad for Importing Building Materials	35,162,676
49	Altaawon Factory for Manufacturing Feed	35,054,500
50	Majmot alfakhama for Melting and Forming Metals	34,609,328
51	Alpha for Importing Medicines, Medical Equipment, Medical Preparations and Mother & Child Supplies	34,461,441
52	Qartaj for Food Industries	34,151,309
53	Tayseer aldweya for Importing Medical Equipment, Medicines, Medical Preparations and Mother & Child Supplies	34,149,978
54	Alsndan almtalek for Manufacturing Foodstuffs and Soft Drinks	33,991,541
55	Badia alsahraa for Importing Means of Transport and Accessories	33,019,725
56	Oya alduwliya for Aviation Limited Liability Company	33,011,423
57	Majmot alraedon for Manufacturing Building Materials	32,692,919
58	Samaa allibya for Importing Foodstuffs, Livestock and Meat	32,655,780
59	Majmot almawashi alhaya for Importing Foodstuffs, Livestock and Meat	32,543,100
60	Almira for Food Industries	32,324,425
61	Atlas alfniya for Food Industries	32,040,377
62	Alnasia alathadya for Importing Foodstuffs, Livestock and Meat	31,935,535

63	Alsawahl aldahabiya for Importing Foodstuffs	31,658,244
64	Jenan alkhair almomayza for Manufacturing Building Materials and Accessories	31,603,467
65	Almarai alkhushba for Mills, Feed and Rice Mills	31,528,500
66	Tamer hend for Importing Cars and Spare Parts	31,424,625
67	Tareq alqara for Importing Foodstuffs	31,406,261
68	Dar Qortoba for Importing Medical Equipment, Medicines, Medical Preparations and Mother & Child Supplies Limited	28,999,590
69	Tajoura alhaya for Food Industries	28,991,986
70	Alnaeem for Mills, Feed and Grains	28,493,125
71	Alhaj Anwar for Importing Foodstuffs, Livestock and Meat	28,466,075
72	Asr albenaa aldawli for Importing Building Materials and Accessories	28,353,564
73	Albilsan for Manufacturing Medical Supplies	28,164,850
74	Alandlos for Manufacturing Insecticides	27,951,200
75	Alnaja alraeda for Engineering Industries	27,558,695
76	Adawa afriqya for Importing Foodstuffs, Livestock and Meat	27,057,872
77	Alshat aljadeed for Importing Tobacco, Cigarettes and Accessories	26,932,800
78	Alajneha allibya for Aviation Joint-Stock Company	26,339,885
79	Alwesal allibya for Mills and Feed	26,159,985
80	Donia Libya for Food Industries	25,804,850
81	Alturab alliby for Importing Foodstuffs and Livestock	25,784,139
82	Alfakhama aldahabiya for Flour Mills and Feed Manufacturing	25,697,607
83	Sas for Manufacturing Building Materials, Paints, Plastics and Raw Materials	25,574,290
84	Almotawset for Manufacturing Feed	25,272,500
85	Alnafetha alsihiya for Importing Medical Equipment and Supplies	25,061,719
86	Almesk alabyad for Importing Foodstuffs, Livestock and Meat	24,941,910
87	Majmot alemtiaz for Importing Agricultural Machinery and Supplies	24,879,972
88	Global for Manufacturing Building Materials, Paints and Putties	24,608,500
89	Almadaq altyb for Importing Foodstuffs, Livestock and Meat	24,531,600
90	Adawa alqrbwly for Flour Mills	24,464,465
91	Majma albyan for Manufacturing Building Materials, Petrochemicals and Chemicals	24,446,590
92	Hadrian for Importing Foodstuffs Limited	24,316,942
93	Super for Manufacturing Building Materials, Paints, Plastics and Raw Materials	24,069,136
94	Alsalam for Food Industries	23,277,500
95	Omega for Chemical and Packaging Industries	23,274,625

96	Ard alataa for Food Industries	23,124,038
97	Tayba alalamia for Manufacturing Adhesives for Ceramics, Porcelain, Marble and Granite	23,072,450
98	Almajd alalamiya for Manufacturing Detergents, Disinfectants and Descalers	22,775,500
99	Alaqlimia aljadeeda for Importing Raw Materials	22,634,064
100	Asas albrmja for Software Manufacturing	22,578,470
101	Qasreen aldoa for Importing Medical Equipment, Medicines and Medical Preparations	22,572,318
102	Almohandes for Plastic and Metal Works Industries	22,438,557
103	Aletihad alarabi for Manufacturing Feed and Grain Milling	22,255,507
104	Neptun for Manufacturing Paints and Putties	22,173,947
105	Alrafiq alamtal for Manufacturing Building Materials	21,601,335
106	Alsahil for Importing Livestock and Meat	20,835,913
107	Alandlos for Packaging and Canning Vegetable Oils	20,659,586
108	Alquds for Manufacturing Plastic Tanks and Pipes	20,606,700
109	Alzumruda alduwliya for Food Industries, Mills and Rice Mills	20,426,234
110	Alsfiyz alraqi for Importing Household and Electrical & Electronic Appliances	20,043,749
111	Albnyan for Melting and Rolling Metals	19,990,270
112	Asool alteknologia for Manufacturing Electronic and Electrical Devices	19,947,400
113	Alsmod for Importing Household Goods Limited	19,857,556
114	Gargar for Agricultural and Animal Investment	19,784,000
115	Atyaf alkhair for Mills and Feed	19,728,000
116	Alnawras for Manufacturing Feed, Mills and Rice Mills	19,682,288
117	Alsad for Mills, Feed and Pasta	19,610,500
118	Alnagm alsaed for Importing Heavy Machinery, Equipment, Supplies and Spare Parts	19,605,430
119	Almajmoua allibya for Oil and Energy Services	19,581,000
120	Almutahida allibya for Manufacturing Soap and Cleaning Materials	19,496,135
121	Alamana for Importing Medical Equipment, Medical Preparations and Mother & Child Supplies	19,403,738
122	Alsfiyeh albaidha for Manufacturing Building Materials	19,222,000
123	Altadfoq for Importing Medical Equipment and Mother & Child Supplies	19,171,933
124	Alkhalij alafriqi for Importing Heavy Machinery, Equipment and Spare Parts	19,162,489
125	Rama for Mills and Feed	19,160,501
126	Asarya aldahabiya for Importing Foodstuffs	19,157,336
127	Alfolath for Manufacturing Aluminum of All Types	19,001,840
128	Panorama almotawset for Mills and Feed Limited	18,962,584
129	Zahra alghida for Importing Foodstuffs, Vegetables, Fruits and Livestock	18,796,421

130	Rkaz Libya for Manufacturing Building Materials, Production Supplies and Paints	18,643,024
131	Albaraka alalamiya for Importing Foodstuffs, Livestock and Meat	18,622,019
132	Atheel for Manufacturing Feed and Flour Mills	18,498,825
133	Alrowad alalamiya for Importing Means of Transport and Accessories	18,348,720
134	Aldeka alduwliya for Manufacturing PVC and its Derivatives	18,321,956
135	Alibdaa for Manufacturing Detergents, Soap and Their Supplies	18,263,550
136	Mafaza shamal afriqya for Importing Cars, Spare Parts, Oils and Accessories	18,192,746
137	Altawasol alfareed for Importing Electrical Appliances and Household Items	18,172,605
138	Samaa almutawset Aviation Company	18,120,747
139	Teknologia for Manufacturing Building Materials, Paints, Plastics and Raw Materials	18,074,650
140	Alshorouk allibya for Mills and Feed	17,999,062
141	Alaghthya almutahida for Importing Foodstuffs	17,940,000
142	Altaef for Importing Foodstuffs	17,775,671
143	Alwataniya for Plastic, Packaging and Wrapping Industries	17,595,732
144	Bab almetana for Importing Building Materials	17,575,400
145	Borg alreef for Importing Raw Materials	17,501,200
146	Alnqat aljadeeda for Importing Agricultural Machinery, Equipment, Supplies and Spare Parts	17,363,395
147	Sand alemar for Importing Building and Sanitary Materials	17,348,976
148	Alkhalijia Factory for Manufacturing Water and Oil Supplies	17,320,045
149	Altanmia alhaditha for Iron Industries	17,244,591
150	Emar aldeka for Manufacturing Aluminum and PVC	17,217,979
151	Shafshaoon for Importing Raw Materials	17,169,134
152	Alwahaat almotajaddeda for Importing Foodstuffs	17,168,485
153	Alsagia almutahida for Importing Raw Materials	17,125,944
154	Sada alemtiaz for Importing Foodstuffs, Livestock and Meat	17,102,787
155	Ain Ashmaro for Importing Foodstuffs	17,060,985
156	Almazraa alduwliya for Importing Foodstuffs	17,033,754
157	Alelameya for Importing Medicines, Medical Preparations and Mother & Child Supplies	17,000,795
158	Samaa Libya for Manufacturing Feed	16,969,100
159	Adawa almdzdk for Importing Electronic Devices, Accessories and Spare Parts	16,944,592
160	Alayadi alnaqia for Iron Industries	16,788,175
161	Majmot alrowad for Melting and Forming Metals	16,670,731
162	Almutahida aljadeeda for Importing Tobacco, Cigarettes and Accessories	16,603,878
163	Maisan for Manufacturing Plastics	16,595,563

164	Delta alkhair for Food Industries	16,554,300
165	Almaysem for Importing Cars and Spare Parts	16,516,340
166	Albadia alareqa for Manufacturing Building Materials	16,248,015
167	Alsanober for Manufacturing All Types of Aluminum	16,239,627
168	Snao international for Importing Foodstuffs	16,011,790
169	Almawsem for Food Industries and Rice Mills	15,998,600
170	Areen alola for Importing Foodstuffs, Livestock and Meat	15,912,053
171	Adri for Importing Means of Transportation and Accessories	15,910,905
172	Albariq alawal for Manufacturing Building Materials, Refractory Bricks, Cement and Its Derivatives	15,898,000
173	Libka for Food Industries	15,886,000
174	Altoroq alhaditha for Manufacturing Asphalt and Insulating Materials	15,792,184
175	Aali Tripoli for Importing Foodstuffs	15,776,625
176	Aseel for Manufacturing Baby Diapers and Paper Tissues	15,757,563
177	Misan for Food Industries	15,674,721
178	Marsin for Importing Household and Electrical Goods	15,604,233
179	Ard alsahel for Importing Heavy Machinery, Equipment, Spare Parts, and Factory Supplies	15,549,767
180	Rawasem limited for Importing Cars and Spare Parts	15,531,525
181	Ajawed alalamia for Manufacturing PVC and Its Derivatives	15,385,935
182	Diar alsafwa for Cement Industries	15,337,585
183	Ewan alsharq for Food Industries	15,327,806
184	Alamal for Importing Means of Transportation and Accessories	15,315,858
185	Alzahra allibya for Food Industries	15,245,000
186	Panorama Libya for Feed Manufacturing	15,237,676
187	Royal for Chemical Industries and Raw Materials	15,178,350
188	Alameen for Manufacturing Cleaning Materials	15,166,200
189	Noor Samaa for Importing Medical Equipment and Supplies	15,138,080
190	Almadain for PVC Manufacturing	15,048,598
191	Almashareq almutamaya for Manufacturing Raw Materials	14,982,720
192	Jenan Factory for Plastic and Paper Industries	14,966,864
193	Almaamoura for Food Industries, Mills and Feed	14,962,650
194	Alatrag for Importing Electronic and Electrical Devices	14,901,232
195	Gamma Factory for Plastic Manufacturing	14,878,500
196	Alkhairat alalamia for Importing Means of Transportation and Accessories	14,847,744
197	Lamar Benghazi for Plastic Manufacturing	14,789,946

198	Alalama alduwalia for Manufacturing Raw Materials	14,786,004
199	Afaq alghad for Wooden Industries	14,773,893
200	Bayan for Paper and Plastic Industries	14,730,489
201	Alahd alwafi for Manufacturing Building Materials	14,702,475
202	Albenaa altaqni for Importing Building Materials, Sanitary Ware and Accessories	14,701,300
203	Almajd for Importing Cranes, Heavy Machinery and Equipment	14,695,756
204	Albadia alareqa for Food Industries	14,679,571
205	Almasdar almateen alawal for Kitchen Manufacturing	14,580,150
206	Alam alfada altaqni for Importing Electronic, Electrical Devices and Spare Parts	14,551,426
207	Abera albihar for Importing Tobacco, Cigarettes and Accessories	14,536,200
208	Alnoor altayeb for Feed Manufacturing	14,525,245
209	Matlaa alfajr for Importing Decoration Materials, Hardware and Cleaning Products	14,435,507
210	Alqala for Wooden Industries	14,406,082
211	Alduwalia for Manufacturing Building Materials, Paints and Plastic	14,374,700
212	Alnakhwa allibya for Importing Foodstuffs	14,346,210
213	Venus for Oil Operations and Well Drilling Services	14,313,285
214	Reyada for Chemical Industries and Raw Materials	14,300,000
215	Alufuq for Importing Mother and Baby Supplies	14,283,794
216	Almadina alhadidia for Importing Building Materials	14,217,350
217	Alimtiaj aljadeeda for Importing Means of Transportation and Accessories	14,207,960
218	Alayadi albayda for PVC Manufacturing	13,949,783
219	Rajiha international for Importing Heavy Machinery, Equipment, Factory Supplies and Machines	13,923,600
220	Alqala alhaditha for Manufacturing Building Materials, Plastic and Raw Materials	13,890,650
221	Alrabee Factory for Feed Manufacturing	13,833,696
222	Lamsat alhayat for Importing Medical Equipment, Medicines, Pharmaceuticals and Mother and Baby Supplies	13,797,385
223	Beta Factory for Cleaning Products Manufacturing	13,776,950
224	Alkout aljadeed for Importing Heavy Machinery, Equipment, Spare Parts and Factory Supplies	13,699,606
225	Altaqnia alkhadra for Importing Electrical and Non-Electrical Devices and Spare Parts	13,636,442
226	Albudour alawla for Feed Manufacturing and Its Derivatives	13,621,767
227	Almasdar alraqi for Food Industries	13,504,000
228	Alrimal alawla for Feed Manufacturing and Its Derivatives	13,491,572
229	Alconsul almotalek for Manufacturing Cleaning Materials and Complements	13,476,899

230	Allibya aljadeeda for Importing Cars and Spare Parts	13,393,254
231	Alqimma Factory for Carton Manufacturing	13,384,750
232	Delta alkhair for Importing Building Materials, Sanitary Ware and Accessories	13,367,095
233	Alhusn almateen for Iron Industries	13,355,734
234	Alittijah alsaheh for Importing Raw Materials	13,340,275
235	Aqar almutamayeze for Aluminum Manufacturing	13,313,790
236	Almawasem for Aluminum Manufacturing and Derivatives	13,269,889
237	Sgima for Manufacturing Building Materials, Paints, Plastics and Raw Materials	13,187,600
238	Alzahira for Importing Foodstuffs	13,011,914
239	Dar altakhassos for Importing Electronic and Electrical Devices	12,964,070
240	Aqlam alsalam for Importing Electronic, Electrical and Non-Electrical Devices and Telephones	12,921,578
241	Alreef alalami for Manufacturing Raw Materials	12,904,344
242	Alsahel almutakadem for Importing Foodstuffs	12,802,756
243	Everest for Food Industries	12,748,829
244	Alwasel almunir for Importing Foodstuffs, Livestock and Meat	12,738,310
245	Alameer allibya for Importing Foodstuffs, Livestock and Meat	12,710,238
246	Aldiyar almushriqa for Importing Electrical Devices, Phones and Spare Parts	12,671,865
247	Almouroj for Feed Manufacturing and Rice Mills	12,638,901
248	Alrabya alkhadra for Importing Foodstuffs	12,579,145
249	Almangala for Importing Foodstuffs	12,569,784
250	Albayt albassit for Importing Electrical Devices	12,550,439
251	Majmouat altawasol almumayaz for Importing Raw Materials	12,526,680
252	Albariq alawal for Manufacturing Sponge and Medical Mattresses	12,470,450
253	Taj for Aviation	12,422,022
254	Alam alaman for Importing Foodstuffs	12,415,628
255	Altaqadom alduwalia for Importing Electrical and Non-Electrical Devices and Spare Parts	12,361,116
256	Ajwad almoharrikat for Importing Cars	12,359,331
257	Almustakshif alduwali for Oil Services	12,350,000
258	Mouda for Importing Foodstuffs, Livestock and Meat	12,348,085
259	Alasemah aljadeeda for Manufacturing Cleaning Materials	12,331,100
260	Alhadba for Feed Manufacturing	12,291,480
261	Majmouat almazaare for Importing Agricultural Machinery	12,280,437
262	Althoq almumayaz for Food Industries	12,250,396
263	Alrafeda for Petrochemical Industries	12,239,250

264	Aldaqa almotanahiya for Manufacturing Aluminum and PVC	12,100,212
265	Qimat altawasol for Importing Various Means of Transportation, Agricultural Supplies and Building Materials	12,047,867
266	Alghazala allibya for Importing Foodstuffs, Livestock and Meat	12,004,498
267	Almotawasta aljadeeda for Importing Raw Materials	11,955,960
268	Zad almutawasit for Importing Household Goods, Electrical and Non-Electrical Devices	11,942,633
269	Platinum alola for Importing Raw Materials	11,933,040
270	Alhulool almutakmela for Importing Medicines and Medical Equipment	11,840,262
271	Alsaraya alraqia for Importing Foodstuffs, Vegetables and Fresh Fruits	11,808,851
272	Alfirdaws alkhadra for Importing Tractors, Machinery, Equipment and Agricultural Materials	11,787,703
273	Bustan Libya for Importing Foodstuffs, Livestock and Meat	11,778,944
274	Safari for Importing Foodstuffs	11,630,015
275	Albostana for Manufacturing Kitchens and Spare Parts	11,617,745
276	Alwatad almateen for Plastic Industries	11,582,500
277	Alsada altibia for Importing Medicines and Medical, Pharmaceutical Equipment and Supplies	11,525,793
278	Alraed allibya for Importing Foodstuffs, Livestock and Meat	11,521,600
279	Alnamaa aljadeeda for Manufacturing Aluminum and PVC	11,514,060
280	Almateen for Importing Foodstuffs	11,509,931
281	Karam alkhair for Manufacturing Beverages and Juices	11,509,000
282	Alkhebra for Shipping Agencies affiliated with Natco Holding	11,498,501
283	Allamsa alakhira Factory for Wooden Furniture Manufacturing	11,493,879
284	Alseel plast for Plastic Industries	11,476,576
285	Addaqa almutamaya for Importing Agricultural Machinery, Equipment and Spare Parts	11,457,920
286	Ajawed for Importing Agricultural Machinery, Equipment and Spare Parts	11,457,018
287	Alnajah for Importing Building Materials, Sanitary Ware and Accessories	11,436,913
288	Alrafie Factory for Wooden Industries	11,391,762
289	Almobtaker alhadith for PVC Manufacturing	11,316,114
290	Alqimma alduwalia for Manufacturing All Types of Aluminum	11,288,895
291	Alresha aldhababiya for Importing Foodstuffs, Limited Liability	11,282,644
292	Ajiad Libya alola for Importing Building Materials, Sanitary Ware and Accessories	11,250,528
293	Noor alkanary for Egg Hatching and Poultry Breeding and Production	11,217,571
294	Asasat alomara for Manufacturing Building Materials	11,213,330
295	Madraj alkhairat for Food Industries	11,191,260

296	Alramah for Importing Foodstuffs, Joint Stock	11,154,023
297	Nawarat Libya for Importing Foodstuffs	11,093,867
298	Zohour almadina for Manufacturing Carton and Plastic	11,082,768
299	Mafatih alkhair for Importing Electrical Devices, Spare Parts, Electronic Devices and Accessories	11,079,000
300	Bab almadina for Manufacturing Kitchens and Accessories of All Types	11,078,332
301	Alruwad for Manufacturing Sponge and Mattresses	11,023,800
302	Almotahidon alalamia for Manufacturing Pipes, Plastic Containers and PVC	10,998,350
303	Alahram allibya for PVC Manufacturing	10,996,997
304	Aljidar allibya for Importing Means of Transportation and Accessories, Limited Liability	10,985,913
305	Alomran for Importing Cars and Spare Parts	10,966,783
306	Albadil aljadeed for Importing Means of Transportation and Accessories	10,958,000
307	Haram alshifaa for Importing Medical Equipment and Mother and Baby Supplies	10,882,854
308	Alnajah Factory for Manufacturing Mesh Sheets	10,850,974
309	Alsahm almutakadem alawal for Importing Foodstuffs	10,849,560
310	Majmouat almoroua for Mills, Feed and Rice Mills	10,796,982
311	Mesahat alamal for Aluminum Manufacturing	10,785,236
312	Alqaydoun for Importing Electrical and Household Materials	10,761,575
313	Mezan alfan for Iron Industries	10,712,495
314	Slooq for Poultry Breeding and Slaughtering	10,662,873
315	Armco Factory for Paint Manufacturing	10,625,200
316	Alrawabi aldhahabiya for Importing Building Materials and Sanitary Ware	10,591,614
317	Lamsa for General Contracting and Real Estate Investment, affiliated with Akakos Holding	10,579,600
318	Almqoud alsarie for Importing Oils, Tires and Batteries	10,563,309
319	Maraaee Dofan for Importing Foodstuffs, Livestock and Meat	10,556,336
320	Larin alkhair for Importing Agricultural Supplies	10,465,038
321	Alraed for Importing Sportswear and Shoes, Limited Liability	10,426,903
322	Altaj alareqa for Importing Electronic and Electrical Devices and Accessories	10,390,137
323	Alkhebrat aladawiya for Importing Medicines and Medical Equipment	10,387,112
324	Sana alalamia for Importing Electronic and Electrical Devices, Accessories and Spare Parts	10,293,469
325	Masdar alnathafa for Manufacturing Cleaning Materials	10,289,750
326	Alzajel for Manufacturing Kitchens and Furniture of All Types	10,250,588
327	Janoub Libya for Importing Fruits, Vegetables, Foodstuffs, Livestock and Meat	10,158,229
328	Arsae alomran for Manufacturing Electrical Materials	9,997,526

329	Adraj albenaa for Manufacturing Building Materials	9,995,400
330	Ashab alnema for Importing Agricultural Supplies and Seeds	9,974,436
331	Altaliea aljadeeda for Feed Manufacturing, Limited Liability	9,932,000
332	Aleamar altibi for Importing Medical Equipment and Mother and Baby Supplies	9,910,000
333	Wasel allibya for Transport	9,906,940
334	Altaliea for Feed Manufacturing, Limited Liability	9,905,000
335	Alkhebr almutaqadem for Manufacturing Kitchens and Furniture	9,895,226
336	Alqala aldhahabiya for Food Industries	9,890,644
337	Savana alalamia for Feed Manufacturing	9,861,500
338	Alkhyool aldhahabiya for Importing Building Materials, Sanitary Ware and Accessories	9,845,504
339	Magro for Importing Electrical and Non-Electrical Devices, Spare Parts, Electronic Devices and Accessories	9,816,876
340	Almottahida allibya for Manufacturing Raw Materials	9,777,467
341	Alsafi for Importing Electrical and Non-Electrical Devices, Spare Parts and Electronic Devices	9,632,888
342	Alrabee for Manufacturing Sponge, Furniture and Mattresses	9,630,056
343	Hadaeq alnasim for Food Industries	9,628,385
344	Alrehab alola for Manufacturing Diapers and Scented Tissues	9,508,400
345	Alkhair aldaem for Importing Electrical and Electronic Devices	9,461,354
346	Najmat alsahel for Importing Agricultural Machinery, Equipment and Spare Parts	9,451,839
347	Allibyah almaltia Group for Medical Care, Joint Stock	9,442,400
348	Altahadi alkhaled aljadeed for Food Industries	9,427,000
349	Aldaw alabyad for Importing Electronics, Electrical Materials and Spare Parts	9,367,290
350	Dezain alhaditha for Importing Foodstuffs, Livestock and Meat	9,345,873
351	Alsafwa for Importing Electrical and Non-Electrical Devices, Spare Parts and Electronic Devices	9,290,710
352	Hqool alwatan for Importing Agricultural Machinery and Spare Parts	9,286,638
353	Moharakat Yadr for Importing Means of Transportation and Accessories	9,283,850
354	Alorban for Importing Medical Equipment, Medicines, Pharmaceuticals and Mother and Baby Supplies	9,261,079
355	Alrehba alhaditha for Importing Electrical and Non-Electrical Devices and Spare Parts	9,238,541
356	Altafoq alali for Importing Agricultural Supplies and Spare Parts	9,166,822
357	Nebras alkhair for Feed Manufacturing and Grain Milling	9,160,000
358	Dorsaf Libya for Manufacturing Ceramic, Porcelain and Sanitary Ware	9,126,450
359	Khalij alsedra for Importing Means of Transportation and Accessories	9,092,147
360	Shamal almutawasit for Importing Foodstuffs	9,082,576

361	Beity alfedhi for Manufacturing Kitchens, Furniture and Decorations	9,071,789
362	Roua taqadam for Importing Foodstuffs, Livestock and Meat	9,066,764
363	Zahret alsidr for Food Industries	9,034,250
364	Rawafed alghithaa for Importing Foodstuffs	9,027,029
365	Polyzan for Manufacturing Paints, Putties and Chemical Materials	9,002,706
366	Elaf aldawlia for Importing Clothes and Shoes, affiliated with Elaf alola Holding	9,000,000
367	Ayadi altaa aldawlia for Importing Raw Materials, LLC	8,984,525
368	Alsatiea alola for Importing Electrical and Electronic Materials	8,975,100
369	Almontag albarrak for Manufacturing Cleaning and Cosmetic Materials	8,899,600
370	Alkader aldawlia for Petrochemical Industries	8,873,340
371	Albebas Complex for Plastic and Packaging Industries	8,871,955
372	Bawabat alqods for Feed, Flour and Grain Milling	8,861,050
373	Zahret alqamar alali for Importing Foodstuffs, Fruits, Vegetables, Meat and Livestock	8,846,000
374	Alazdhar almumayaz for Importing Foodstuffs	8,845,695
375	Amateen aldawlia for Food Industries and Grain Milling	8,843,550
376	Altareq for Iron Industries	8,825,805
377	Tamam albenaa for Manufacturing Building Materials	8,825,800
378	Lahthat alssaada for Importing Foodstuffs	8,800,420
379	Altawasul almuntaaz for Importing Medical Equipment and Supplies	8,790,016
380	Ben Taher Factory for Manufacturing Home and Office Furniture	8,787,581
381	Bayda Libya for Importing Agricultural Machinery, Equipment and Spare Parts	8,783,655
382	Alsahraa aldawlia for Food Industries	8,692,685
383	Ajnhhet alsamaa Aviation, affiliated with Ajwaa Holding	8,674,252
384	Ata alajwad for Importing Foodstuffs, Fruits, Vegetables, Livestock and Meat	8,662,840
385	Elaf alyasmeen for Importing Mother and Baby Supplies	8,637,396
386	Alwaha aldawlia for Grain Milling and Feed Manufacturing	8,617,820
387	Liboplast for Manufacturing Caps, Closures and Food Packaging Materials	8,595,789
388	Adran for Importing Foodstuffs, Livestock and Meat	8,575,554
389	Alard albahira for Importing Agricultural Machinery, Equipment and Spare Parts	8,541,118
390	Alrebat alwathiq for Importing Foodstuffs, Livestock and Meat	8,474,420
391	Riyad Libya for Importing Foodstuffs	8,457,107
392	Alola alhaditha for Importing Electronic Devices and Accessories	8,411,350
393	Altaqnia almutakaddema alhaditha for Importing Medical Equipment, Medicines, Pharmaceuticals and Mother Supplies	8,362,880

394	Almaeda alraqia for Importing Foodstuffs	8,353,456
395	Aljuhd alfaq for Importing Medical Equipment and Mother and Baby Supplies	8,277,000
396	Alfalah almunayaz for Food Industries	8,255,340
397	Sonar Libya aljadeeda for Importing Foodstuffs	8,217,500
398	Loaloat alard for Importing Agricultural Machinery and Spare Parts	8,212,304
399	Alruya almutajaddida for General Contracting and Real Estate Investment	8,169,324
400	Alshat aljadeed for Importing Raw Materials	8,150,689
401	Almubarmij alhadith for Importing Electronic and Electrical Devices and Accessories	8,122,946
402	Alraggas alzirai for Importing Agricultural Machinery, Equipment and Spare Parts	8,084,604
403	Wareed alhaya for Importing Electronic and Electrical Devices and Accessories	8,076,327
404	Ajyal for Food Industries	8,040,000
405	Alsaadi for Agricultural and Animal Production	8,030,299
406	Alsafir alalami for Importing Tobacco, Cigarettes and Accessories	8,028,000
407	Alshakel almonaseb for Importing Raw Materials	7,999,000
408	Allibya aljadeeda for Metal Industries	7,940,745
409	Alwahaj for Importing Foodstuffs, Livestock and Meat	7,939,775
410	Alraes Factory for Wooden Furniture Manufacturing	7,879,446
411	Althiqah aldaema for Importing Foodstuffs	7,869,494
412	Almays for Importing Medicines, Pharmaceuticals and Mother and Baby Supplies	7,859,776
413	Aljazira alola for Importing Tires and Batteries	7,848,555
414	Altawasul almutakamel for Importing Building Materials	7,847,918
415	Fresh Libya for Importing Electrical Devices and Materials	7,797,131
416	Arzaq alkhair for Food Industries	7,765,885
417	Rital for Plastic Industries	7,730,356
418	Alfayd aldaem for Importing Electrical Devices and Spare Parts	7,721,382
419	Itar aldawlia for Importing Beauty, Hardware and Cleaning Materials	7,716,431
420	Alard almarwiya for Importing Foodstuffs	7,660,060
421	Alistithmaria for Engineering Industries and Metal Forming	7,657,979
422	Taj alwaqar for Importing Electrical and Non-Electrical Materials	7,629,584
423	Agadir aldhahabiya for Importing Electrical Materials, Electronic Devices and Telephones	7,558,800
424	Anwar almadina for Importing Electrical and Non-Electrical Devices and Spare Parts	7,549,152
425	Jawaher nafisa for Food Industries	7,528,800
426	Almotaweroon alalamia for Manufacturing Carton and Packaging Containers	7,527,550
427	Itar alaman for Importing Means of Transportation and Accessories	7,520,197

428	Tawasul alalam for Importing Electronic Devices, Accessories and Spare Parts	7,516,613
429	Qimat aljibal for Electrical and Electronic Industries	7,497,609
430	Hatteen alalamia for Manufacturing Cleaning Materials and Additives	7,470,780
431	Sehatak beldonia for Importing Medical Equipment and Supplies	7,466,190
432	Hatoon for Importing Foodstuffs	7,465,154
433	Altelal allibya for Importing Foodstuffs	7,435,406
434	Majmouat alanaqa aldawlia for Manufacturing Clothes, Fabrics and Textiles	7,400,000
435	Africa aljadeeda for Importing Foodstuffs	7,351,776
436	Emax Electro for Importing Electrical and Electronic Devices	7,334,369
437	Masarat alajniha for Telecommunications and Information Technology	7,323,866
438	Alakhshab almalakia for Importing Building Materials, Sanitary Ware and Accessories	7,285,156
439	That alburooj for Aluminum Manufacturing	7,283,587
440	SK aldawlia for Manufacturing Marble, Granite and Building Materials	7,280,969
441	Hadeel almasa for Importing Cleaning Materials	7,203,402
442	Jazan alhaditha for Importing Electrical and Non-Electrical Devices, Spare Parts and Equipment	7,200,555
443	Albariq allame alawal for Importing Electronic and Electrical Devices, Spare Parts and Mobile Phones	7,185,400
444	Alitqan Mobile for Importing Electronics, Electrical Materials and Spare Parts	7,100,975
445	Aljowda for Feed Manufacturing and Poultry Breeding	7,096,580
446	Alnajah for Manufacturing Insulated Panels and Prefabricated Houses	7,007,310
447	Alnahda alfanian for Manufacturing Chemical Additives and Solvents	6,996,700
448	Majmouat althiqah aldaema for Importing Foodstuffs, Livestock and Meat	6,996,607
449	Alnajm aldhahabi for Importing Electronic Devices, Spare Parts and Mobile Phones	6,993,913
450	Aldaqa for Aluminum Manufacturing	6,986,756
451	Allibya alsariea for Civil Aviation, Ground Handling and Air Cargo	6,985,740
452	Manba alwadi for Food Industries	6,968,400
453	Alrafie Factory for Manufacturing Aluminum and PVC Doors and Windows	6,951,026
454	Almalika allibya for Food Industries	6,910,350
455	Alfadeel for Importing Tires	6,899,840
456	Jawharat alebda for Manufacturing All Types of PVC	6,889,072
457	Alburj alawal for Importing Means of Transportation, Spare Parts, Tires and Batteries	6,881,739
458	Alaman altakhasosi for Importing Electrical, Non-Electrical and Electronic Devices and Accessories	6,865,396
459	Tenafos albenaa for Importing Building Materials, Sanitary Ware and Accessories	6,851,091
460	Alabrar for Importing Mobile Phones and Accessories	6,829,925
461	Alfath for Mills and Feed	6,819,500

462	General for Manufacturing Building Materials, Paints, Plastics and Raw Materials	6,750,325
463	Alqortas for Paper and Carton Manufacturing	6,726,984
464	Alreemas altibia alola for Importing Medical Equipment	6,696,009
465	Alghwaitat for Importing Tires and Batteries	6,689,616
466	Alrawabi aldawlia for Manufacturing Pesticides	6,627,225
467	Sada alaswaq for Importing Electrical and Non-Electrical Devices and Spare Parts	6,613,303
468	Alghazara for Importing Foodstuffs, Livestock and Meat	6,522,037
469	Albenaa althabet for Manufacturing Kitchens and Furniture	6,503,507
470	Libya Aviation for Technical, Tourism and Air Services	6,498,633
471	Almays for Food Industries	6,473,373
472	Aljuzor alzahira for Importing Electrical and Non-Electrical Devices, Spare Parts and Electronic Equipment	6,458,281
473	Tareeq alnoor for Importing Building Materials, Sanitary Ware and Accessories	6,456,500
474	Albariq aldawli for Manufacturing Electronic and Electrical Devices	6,432,500
475	Alomran for Manufacturing Iron of All Types and Shapes	6,397,884
476	Dawajen Libya for Poultry Breeding, Packaging and Marketing	6,392,693
477	Aqlam for Paper Industries	6,392,580
478	Almajal alzakher for Importing Electrical and Non-Electrical Devices, Spare Parts and Electronic Equipment	6,390,837
479	Alrweis for Importing Electrical and Non-Electrical Devices, Spare Parts and Electronic Accessories	6,385,180
480	Mawasem alkhair for Feed Manufacturing, affiliated with Alnoor Holding Group	6,372,500
481	Altafoq alsaheh for Importing Foodstuffs, Fruits, Vegetables, Livestock and Meat	6,350,871
482	Alkheyar alafdal for Importing Electronic and Electrical Devices	6,344,535
483	Alyam for Importing Foodstuffs	6,318,439
484	Siran for Importing Medicines and Medical Equipment	6,263,053
485	Alnajm alsatea alfedhi for Importing Agricultural Machinery, Equipment and Spare Parts	6,238,751
486	Alnajm aldhababi for Importing Foodstuffs, Livestock and Meat	6,235,642
487	Libya hurra for Importing Generators, Electrical Machinery and Spare Parts	6,196,848
488	Safaa aljowda for Flour Manufacturing	6,191,250
489	Suhool alaasema for Manufacturing Building Materials	6,175,976
490	Aber almaster for Importing Electrical and Non-Electrical Devices and Spare Parts	6,171,741
491	Noqosh Libya for Importing Building and Sanitary Materials	6,143,053
492	Anabib Misrata for Manufacturing Plastic Pipes and Accessories	6,139,542
493	Alkhalij alzaher for Food Industries	6,093,598

494	Alarabi almomayaz for Importing Electrical and Non-Electrical Devices, Spare Parts, and Electronic Equipment	6,064,235
495	Alshahen alawal for Mills and Feed Industry	6,064,000
496	Alkhadamat aldahabiya for Communications and Technology	6,045,355
497	Aldawliya for Importing Electrical and Household Materials	6,039,885
498	Almasa for Importing Foodstuffs	6,022,633
499	Aldorra for Importing Agricultural Materials, Supplies, and Spare Parts	6,018,473
500	Albwadi alkhadra for Feed and Grain Milling Industry	6,011,449
501	Alsharara for Importing Electronic Devices and Data Center Equipment	5,997,700
502	Barniq for Technology and Information Services	5,992,937
503	Alnobala alola for Importing Foodstuffs, Livestock, and Meats	5,987,700
504	Alasala aldahabiya for Mills and Rice Processing	5,984,364
505	Aral Trading for Importing Foodstuffs, Livestock, and Meats	5,983,950
506	Asalat almadina for Importing Foodstuffs	5,978,975
507	Jawhart Aurika for Importing Foodstuffs, Livestock, and Meats	5,968,778
508	Tijan for Importing Raw Materials	5,946,108
509	Alwan for Paper and Carton Industries	5,938,869
510	Fares almomtaza for Importing Medical Equipment, Medicines, and Mother and Child Supplies	5,916,225
511	Alfada aldahabi for Importing Foodstuffs	5,911,607
512	Alafaq alhadina for General Contracting and Real Estate Investment	5,901,500
513	Libyana for Importing Foodstuffs, Livestock, and Meats	5,898,000
514	Wadi alzyd for Importing Foodstuffs	5,875,074
515	Almansour for Asphalt and Petroleum Derivatives Industry	5,862,000
516	Almotakamal aljadeed for Importing Foodstuffs	5,855,480
517	Alratil and Partners for Building Materials and Plastic Pipes Industry	5,841,839
518	Majmot alamal altibia for Importing Medicines and Medical Equipment	5,839,038
519	Alsahil alhadith for Importing Livestock and Meats	5,835,560
520	Dar alyusr for Food Industries	5,831,798
521	Zaid alkamel for Importing Medicines, Medical Preparations, and Mother and Child Supplies	5,808,293
522	Aliermouk alhadith Factory for Aluminum Industry	5,807,660
523	Kherat aljoud for Importing Agricultural Equipment, Supplies, and Spare Parts	5,782,846
524	Albaraka alsafia for Importing Medicines, Medical Preparations, and Mother and Child Supplies	5,767,869
525	Alhawatef almotaharrika for Importing Electronic Devices, Accessories, and Spare Parts	5,749,509
526	Alhiblo alalamia for Maritime Agencies	5,735,433

527	Khouf aljibal for Building Materials Industry	5,725,800
528	Sama almarai for Mills, Feed, and Rice Processing	5,724,770
529	Zolfa aljadida alduwliya for Importing Electrical, Non-Electrical, and Electronic Devices	5,720,702
530	Enwan alwaha for Food Industries	5,702,655
531	Altuyour almomtaza for Importing Electronic Devices and Accessories	5,700,499
532	Manarat alsahel for Importing Foodstuffs	5,687,922
533	Altahadi alawal for Paper and Carton Industry	5,686,775
534	Alzahra for Food Industries	5,680,603
535	Alzaytouna alasila for Importing Foodstuffs	5,640,182
536	Alhakim for Importing Medicines and Medical Supplies	5,630,963
537	Alberniq alawal for Importing Medical Equipment and Mother and Child Supplies	5,626,638
538	Shamal alsahra for Importing Building Materials	5,619,758
539	Altajaddod for PVC Industry	5,618,660
540	Almossam almomtaz for Building and Sanitary Materials Industry	5,607,750
541	Loulouat altamayoz for Importing Medical Equipment and Supplies	5,589,189
542	Alghout for Importing Clothes, Textiles, and Leather Goods	5,577,858
543	Alafdhilia addaema for Importing Foodstuffs, Livestock, and Meats	5,556,233
544	Afdal alashkal for Electronic and Electrical Devices Industry	5,552,500
545	Souq alkhamis for Feed Industry	5,551,500
546	Rawat alsnaeya for Soap and Cleaning Materials Industry	5,547,520
547	Alnokhba almudiva for Wooden and Metal Furniture Industry	5,547,436
548	Samno for Producing, Packaging, and Preparing Food, Nuts, and Coffee	5,536,003
549	Makamen alola for Furniture Industry	5,534,143
550	Axeer alafia for Importing Medical Equipment and Mother and Child Supplies	5,524,984
551	Sifax for Importing Medicines, Medical Equipment, and Mother and Child Supplies	5,518,330
552	Alafia for Importing Medicines and Medical Equipment (Holding Company)	5,516,017
553	Albarq almudee for Importing Mother and Child Supplies	5,495,875
554	Almuheet alraeda for Importing Electrical and Non-Electrical Devices and Spare Parts	5,478,996
555	Alzahra albayda for Electrical Industries of All Types	5,467,290
556	Kavaly for Importing Foodstuffs	5,440,110
557	Bedayat almeamar for Importing Building and Sanitary Materials	5,427,385
558	Alzeen aldawliya for Importing Foodstuffs	5,406,385
559	Altomoooh alarabi for Importing Foodstuffs	5,401,784
560	Alkian aljadeed for Importing Medicines, Medical Equipment, and Mother and Child Supplies	5,397,190

561	Tanafes alzerai for Importing Agricultural Machinery, Equipment, and Spare Parts	5,395,285
562	Almoqded for Importing Foodstuffs	5,393,276
563	Alhandasa for Importing Raw Materials	5,375,087
564	Jado alkheir for Importing Foodstuffs, Livestock, and Meats	5,363,500
565	Alkhayam for PVC Industry	5,355,000
566	Alwahda for Maritime Agencies	5,352,109
567	Alwaseela for Food Industries	5,334,047
568	Almarkbat almottaheda for Importing Means of Transport	5,328,824
569	Almasar alabyd for Importing Foodstuffs	5,321,107
570	Majmot alkhalij alzaher for Importing Foodstuffs	5,318,260
571	Alain for Food and Beverage Industry	5,312,005
572	Fardas for Importing Foodstuffs, Livestock, and Meats	5,302,896
573	Alghitha alsehi for Importing Foodstuffs	5,288,336
574	Alsobol almasouma for Importing Agricultural Machinery and Spare Parts	5,283,070
575	Talents alalamia for Importing Various Means of Transport and Accessories	5,271,030
576	Nabd alfuad for Importing Medical Equipment	5,267,664
577	Aboshaneb for Importing Foodstuffs	5,262,145
578	Alwaad almomtaaz for Importing Electronic and Household Appliances	5,235,077
579	Sharq alawinat for Importing Raw Materials	5,208,000
580	Droub Libya alduwliya for Plastic Industries	5,200,000
581	Almobhra for Metal and Electronic Chips Industry	5,198,300
582	Alhayat alshafia for Importing Medical Equipment and Mother and Child Supplies	5,195,000
583	Shaghaf for Food Industries	5,109,000
584	Altabaq altaklidi for Importing Foodstuffs	5,107,700
585	Alwaha for Paint Industry	5,084,500
586	Alfa Motors for Importing Vehicles and Spare Parts (Subsidiary of Alfa Holding)	5,079,934
587	Altaam aljadeed for Food Industries	5,052,767
588	Ahdes almoharrikat for Importing Various Means of Transport and Spare Parts	5,048,771
589	Alhisan aldhahabi for Cleaning Materials Industry	5,040,000
590	Almostawrad aljadeed for Importing Foodstuffs, Livestock, and Meats	5,024,146
591	Almazare alibi for Feed Industry	5,019,576
592	Majmot Libya leaemaar for Building Materials Industry	4,999,995
593	Alzarrouq for Maritime Agencies	4,998,736
594	Mawasem alkhairat for Aluminum Industry of All Types	4,991,780

595	Alburj alali for Electronic and Electrical Industries	4,985,630
596	Aljawda alraqeia alola for Feed and Derivatives Industry	4,977,850
597	Almondhar alawal for Feed and Derivatives Industry	4,975,000
598	Alrokn alelectroni for Electronic and Electrical Devices Industry	4,975,000
599	Aber alqarat for Importing Raw Materials	4,974,484
600	Alamat altamayoz for Kitchen and Furniture Industry	4,955,420
601	Maani alkheir for Importing Foodstuffs	4,953,825
602	Alakleel alalamia for Importing Electrical and Electronic Devices and Accessories	4,949,040
603	Aldhiaa aldawliya alola for Importing Electrical, Non-Electrical, and Electronic Devices and Spare Parts	4,938,016
604	Alabrag for Building Materials, Cement, and Mining Industry	4,927,977
605	Gernata alduwliya for Importing Foodstuffs, Livestock, and Meats	4,904,000
606	Almoharrikat alyabania for Importing Means of Transport and Accessories	4,889,275
607	Alboad alakher for Importing Building and Sanitary Materials and Accessories	4,871,794
608	Alwesal for Asphalt and Petroleum Insulation Industry	4,869,800
609	Noq Libya for Importing Livestock and Meats	4,868,756
610	Alalmas for Communications and Technology	4,828,500
611	Aalam alfada altibi for Importing Medical Equipment and Supplies	4,813,091
612	Mazare alkhairat for Feed Production and Milling	4,811,393
613	Alsanbula for Food Industry	4,790,000
614	Aliltisaq for Insulated Panels Industry	4,788,448
615	Alfa for Importing Electrical Materials and Equipment and Supplies	4,772,000
616	Shorouq Libya for Importing Foodstuffs	4,759,738
617	Assad alhaditha for Mills and Feed Industry	4,755,128
618	Almazraa aljadeeda for Importing Livestock, Meats, and Foodstuffs	4,734,500
619	Aalam alghida for Importing Foodstuffs, Livestock, and Meats	4,723,078
620	Alnoor Factory for Iron Industries	4,708,482
621	Almasar addaem for Metal Industries	4,694,952
622	Qimat altaqadam for Building Materials Industry	4,693,762
623	Altaameer for Importing Building and Sanitary Materials and Accessories	4,691,050
624	Najmat algharb for Importing Building and Sanitary Materials and Accessories	4,678,586
625	Alestifada for Information Technology and Surveillance Systems	4,631,850
626	Alshamela altibia for Importing Medicines and Medical Equipment	4,631,630
627	Tawasel Libya for Importing Electronics (Joint Stock)	4,628,779
628	Salalah for Furniture, Doors, and Windows Industry	4,620,680

629	Bodour alkheir alola for Importing Agricultural Equipment and Machinery	4,618,726
630	Alhayat almomtaza for Importing Electrical, Non-Electrical, and Electronic Devices and Spare Parts	4,615,779
631	Meftah for Importing Clothes, Textiles, and Leather Goods	4,614,802
632	Wafira alghitha for Importing Foodstuffs	4,590,245
633	Alfaeq almomtaz for Heavy Industries	4,574,900
634	Roayat alibda for Importing Electronic and Electrical Devices and Mobile Phones	4,572,500
635	Alsalwa for Food and Water Technology and Plastic Packaging Industry	4,562,449
636	Qaraji for Importing Transport Vehicles, Accessories, and Spare Parts	4,543,718
637	Alhadaf for Communications	4,532,193
638	Alwataniya for Importing Heavy Equipment, Machinery, and Factory Supplies	4,521,000
639	Elite alalamia for Importing Medical Equipment	4,517,471
640	Ajyalna for Importing Medical Equipment	4,514,255
641	Almouroj for Kitchen Industry	4,502,085
642	Alilm almonir for Importing Stationery and Books	4,499,637
643	Naqa almaa'dan for Importing Raw Materials	4,495,000
644	Alqoba alkhadra for Textile and Furnishing Industry	4,480,000
645	Almarkbat almotakdema for Importing Means of Transport and Accessories	4,477,500
646	Alruya alalamia for Paints and Coatings Industry	4,468,626
647	Alruya alalamia for Paints and Pastes	4,450,669
648	Almawad alsehia for Manufacturing Cotton Products	4,447,781
649	Alwaha alduwalia for Plastic and Its Derivatives	4,441,500
650	Alsakhra alsamaa for Importing Building Materials and Sanitary Ware	4,419,650
651	Alsahl alakhdar for Mills and Feed	4,394,993
652	Alsalm alharami for Iron Industries	4,390,750
653	Alwathiqa alasliya for Importing Means of Transport and Accessories	4,371,731
654	Toyour aljana for Importing Books and Stationery	4,341,737
655	Alnokhba for Industrial Investment	4,317,300
656	Alnizk albaheer for Importing Electrical, Non-Electrical, and Electronic Devices and Spare Parts	4,309,237
657	Naseem alduwalia for Importing Foodstuffs	4,306,692
658	Rokn aldiya for Importing Electrical and Non-Electrical Devices, Spare Parts, and Electronics	4,306,084
659	Aldar alarabia for Importing Foodstuffs, Livestock, and Meat	4,291,378
660	Altarabot for Manufacturing Doors, Windows, and Geometric Shapes	4,274,935
661	Alimtiyaz alhadith for Importing Building Materials and Sanitary Ware	4,270,669
662	Alufuq alduwalia for Importing Decoration Materials, Hardware, and Cleaning Supplies	4,263,252

663	Alqayser for Importing Building Materials and Sanitary Ware	4,258,650
664	Alkemya for Manufacturing Building Materials, Paints, Plastics, and Raw Materials	4,251,600
665	Alhaes for Importing Clothing, Textiles, and Leather Products	4,236,373
666	Almarsaa Factory for Manufacturing Metal Furniture	4,202,009
667	Rahma Libya for Manufacturing Agricultural Machines, Equipment, and Assembling Electric Generators	4,195,614
668	Amwaj almuheet for Food Industries	4,194,500
669	Najm altaalug alraqi for Importing Agricultural Machines and Supplies	4,185,086
670	Alsidra aljadeeda for Importing Electrical and Non-Electrical Devices, Spare Parts, and Electronics	4,181,930
671	Kol alnas for Importing Foodstuffs and Livestock	4,166,392
672	Alqala for Manufacturing Doors and Windows from Aluminum and PVC	4,137,954
673	Albadil altibi for Importing Medicines and Medical Equipment	4,132,976
674	Aali alsharq for Importing Foodstuffs, Livestock, and Meat	4,125,000
675	Almotakadmon allibyoon for Importing Electronic and Electrical Devices and Accessories	4,105,085
676	Aljowda alraeda for Importing Foodstuffs	4,099,303
677	Aghthat alshuhada for Food Industries	4,098,796
678	Ahlam for Manufacturing Sponge and Mattresses (subsidiary of Natco Holding)	4,090,342
679	Alsand alawal for Furniture Manufacturing	4,084,603
680	Arouad for Importing Oils and Car Lubricants	4,083,896
681	Bayt alanara alareq for Importing Electrical Materials, Electronics, Spare Parts, and Accessories	4,074,270
682	Fan altaqnia for Importing Electrical Devices, Spare Parts, Electronics, and Accessories	4,062,100
683	Atmar almutahida for Importing Foodstuffs	4,058,185
684	Akno for Importing Foodstuffs	4,056,518
685	Safari for Manufacturing Building Materials, Paints, Plastics, and Raw Materials	4,049,600
686	Watan almajd for Importing Foodstuffs	4,042,924
687	Nasaem Libya for Importing Decoration Materials, Hardware, and Cleaning Supplies	4,038,261
688	Alrowad for Importing Clothing, Textiles, and Leather Products	4,032,351
689	Sama altaqadom for Manufacturing Doors, Windows, and Decorations from Aluminum, PVC, Wood, and Gypsum Board	4,027,770
690	Alfajr aljadeed for Grain Milling, Flour Production, and Rice Processing	4,023,750
691	Aljubail for Importing Raw Materials	4,014,949
692	Libyana for Importing Medicines and Medical Equipment	4,013,422
693	Shamal Afriqya for Paper and Carton Manufacturing	4,000,000
694	Alzahir alliby for Importing Jewelry, Precious Stones, and Metals	3,993,941
695	Alsahra althahabiya for Food Industries	3,992,000

696	Asstol almutawasit for Importing Foodstuffs	3,991,000
697	Alyaqeen alduwalia for Importing Jewelry	3,988,545
698	Afnan for Importing Jewelry and Precious Metals	3,988,100
699	Aalam altaqnia for Technical Solutions and Information Systems (subsidiary of Al-Libya International)	3,964,796
700	Riad for Food Industries	3,958,952
701	Alawtar alsinaeya for Manufacturing Electronic and Electrical Devices	3,955,940
702	Adwaa alshamal for Importing Electrical Materials	3,951,175
703	Alsari alawal for Importing Heavy Equipment	3,924,165
704	Anwar Misrata for Importing Electrical and Non-Electrical Devices and Spare Parts	3,912,080
705	Aljadeed for Iron Industries	3,909,505
706	Qimam alsahel for Importing Electrical and Non-Electrical Materials and Spare Parts	3,897,685
707	Aldaqa alalia for Importing Foodstuffs, Livestock, and Meat	3,893,876
708	Alsuhood alnaqiya for Importing Agricultural Machines and Spare Parts	3,889,591
709	Alkhalij for Coffee, Spices, Nuts, and Legume Processing	3,885,984
710	Alrabee aljadeed for Importing Foodstuffs	3,882,610
711	Sokra alalamia for Importing Foodstuffs, Livestock, and Meat	3,876,875
712	Aloloom for Importing Electronics	3,862,250
713	Noor alqamar for Electronic and Electrical Industries	3,844,350
714	Alrida adaim for Importing Cars and Spare Parts	3,819,880
715	Alezz for Paint and Paste Manufacturing	3,814,500
716	Arkan aljadeeda for Poultry Breeding and Hatching	3,807,176
717	Alatlala almutamayeza for Assembling and Manufacturing Electronics and Software	3,804,549
718	Alriyada albahriya for Shipping Agencies	3,803,286
719	Altawasol alawal for Paper Industries	3,791,616
720	Sajad Tripoli for Carpet Manufacturing	3,789,856
721	Alduwaliya for Importing Medicines and Medical Equipment	3,789,823
722	Masarat alelm for Communications and Information Technology	3,786,004
723	Alghita for Plastic Pipes Manufacturing	3,777,200
724	Alabanos for Furniture Manufacturing	3,764,087
725	Almajal alwasea for Manufacturing Electronic and Electrical Devices	3,763,304
726	Alfonon for Importing Books and Stationery	3,753,070
727	Alkhatwa alawla for Manufacturing Panels and Insulation Materials	3,751,000
728	Asasat almohandes for General Contracting	3,735,052

729	Manazel for Importing Electrical and Non-Electrical Devices and Spare Parts	3,731,814
730	Aljamia alistihlakia for Importing Foodstuffs, Livestock, and Meat	3,716,394
731	Allibya almutahida for Wood Products Manufacturing	3,708,551
732	Dar alkatkout for Hatching Eggs and Raising Chicks	3,708,288
733	Alzarai alduwali for Importing Agricultural Equipment and Supplies	3,680,970
734	Ater alward for Chemical and Cleaning Products Manufacturing	3,676,007
735	Alburj alfadhi for Importing Electronics and Household Materials	3,654,900
736	Mateen for Importing Cleaning Materials	3,647,625
737	Alhebara for Importing Mother and Child Supplies, Medical Equipment, and Pharmaceuticals	3,635,350
738	Majmoat alartika almutahida for Importing Means of Transport and Accessories	3,626,806
739	Alrayyan alraqi for Importing Foodstuffs and Consumer Goods	3,612,078
740	Darb albenaa for Importing Raw Materials	3,611,852
741	Jisr aljaudeed amaid for Manufacturing Raw Materials, Operating Supplies, Sanitary, and Building Materials	3,607,642
742	Almajdoub Factory for Marble Cutting and Shaping	3,601,964
743	Drob alkhair for Importing Medical Equipment	3,597,554
744	Alraqam alawal for Importing Electrical and Electronic Devices	3,587,703
745	Almanazel albaraqa for Importing Decoration Materials, Hardware, and Cleaning Supplies	3,563,648
746	Almasar alliby for Importing Foodstuffs, Livestock, and Meat	3,561,704
747	Altafoq for Mills and Feed	3,557,470
748	Almoheet for Importing Electrical and Non-Electrical Devices and Spare Parts	3,544,250
749	Nepal for Importing Means of Transport and Accessories	3,543,385
750	Gasr aljibran for Importing Foodstuffs, Livestock, and Meat	3,533,660
751	Aljeera for Importing Foodstuffs, Livestock, and Meat	3,530,450
752	Shamal alqara for Importing Building and Sanitary Materials	3,526,951
753	Aldanoub for Importing Foodstuffs	3,524,912
754	Alamazon alliby for Importing Mobile Phones and Accessories	3,498,978
755	Belhaj alalamia for Manufacturing Doors, Windows, and Decoration Supplies	3,498,912
756	Tashahil alalamia for Manufacturing Carton and Packaging Containers	3,497,550
757	Bladi for Feed Manufacturing	3,487,250
758	Qudrat altsneaa for Manufacturing Building Materials	3,461,818
759	Almada aleqari for Importing Building and Sanitary Materials and Accessories	3,446,391
760	Sabeel for Manufacturing Cleaning Materials	3,445,668
761	Alraed alliby for Food Industries	3,443,988
762	Althuraya for Importing Building and Sanitary Materials and Accessories	3,436,695

763	Alonwan for Importing Household Items, Electrical, and Electronic Devices (subsidiary of Maiz Company)	3,424,985
764	Delta almutahida for Manufacturing Packaging Materials	3,402,495
765	Alresala for Importing Electronic Devices	3,400,000
766	Alnada for Industries and Bottling Mineral Water, Juices, and Soft Drinks	3,379,939
767	Jawhara alsnaeya for Manufacturing Aluminum and PVC	3,378,507
768	Alwadi alawal for Food Industries	3,367,800
769	Abnaa Belhaj Factory for Manufacturing Doors and Windows from Aluminum and PVC	3,363,733
770	Alsaraya alalamia for Wood Industries	3,359,237
771	Alburj alduwalia for Manufacturing and Cutting Marble, Granite, and Building Materials	3,352,215
772	Alkof for Importing Foodstuffs	3,351,057
773	Alghidaa for Importing Foodstuffs	3,346,210
774	Alearif for Importing Electrical and Non-Electrical Devices, Spare Parts, and Electronics	3,331,031
775	Zlal alkhaleej for Importing Computers	3,328,182
776	Alreef for Importing Foodstuffs	3,321,725
777	Altareq for Importing Agricultural Supplies	3,320,552
778	Alsalaba allibya for Iron Industries	3,313,817
779	Almerran for Furniture Manufacturing	3,312,406
780	Maraaena alkhadra for Food Industries	3,311,394
781	Konoza alsahel for Importing Foodstuffs, Livestock, and Meat	3,292,794
782	Panorama Libya for Importing Foodstuffs	3,290,505
783	Bahiret alsaraya for Importing Electrical and Non-Electrical Devices and Spare Parts	3,284,019
784	Alsafa aloula for Manufacturing Insulators and Chemical Additives	3,266,100
785	Dana Factory for Metal Furniture Manufacturing	3,250,491
786	Alalamia Factory for Floor Tile and Marble Cutting	3,244,500
787	Wadi Bee Alkabeer for Importing Seeds and Agricultural Supplies	3,240,000
788	Altawasol aljadeed for Manufacturing Doors, Windows, and Decorations from Aluminum, PVC, and Wood	3,237,383
789	Gasr alhamraya for Importing Foodstuffs, Livestock, and Meat	3,222,620
790	Alqala almutaliqa for Manufacturing Building Materials, Paints, Plastics, and Raw Materials	3,217,200
791	Alshoofan for Importing Agricultural Machines and Spare Parts	3,217,198
792	Allibya alasria for Importing Electrical, Non-Electrical, and Electronic Devices and Accessories	3,211,963
793	Albariq alawal for Manufacturing Electronic and Electrical Devices	3,195,715
794	Aalam altaqnia for Manufacturing Paper and Plastic Cups	3,172,010
795	Alnujoud aldhahabiya for Importing Cars and Spare Parts	3,159,950

796	Aali Tebesti for Food Industries	3,157,000
797	Almanhal for Importing Medicines, Medical Preparations, and Mother and Child Supplies	3,144,146
798	Kanan for Electromechanical and Electrical Industries	3,139,000
799	Manarat aliskandria for Importing Foodstuffs	3,137,500
800	Alwathiqoon alduwalia alawla for Importing Electrical, Non-Electrical, and Electronic Devices and Spare Parts	3,125,005
801	Wadi Gouibia for Feed Manufacturing, Grain Milling, and Flour Production	3,125,000
802	Sama for Wood Industries	3,112,390
803	Janoub almutawasit for Food Development	3,106,875
804	Aalam alzaher for Importing Agricultural Machines and Spare Parts	3,091,049
805	Alhazel almutamayeze for Manufacturing Sponge and Mattresses (limited liability)	3,076,923
806	Alwiqaya for Importing Medical Equipment, Medicines, Laboratory Supplies, and Mother and Child Products	3,061,666
807	Aseel for Importing Cleaning Materials	3,048,390
808	Maraaena alkhadra for Feed Manufacturing	3,047,446
809	Libya alwataniya alawla for Wood and Furniture Industries	3,047,053
810	Jadeed alomma for Importing Cars, Spare Parts, and Accessories	3,028,620
811	Hadeed albenaa almotawra for Importing Building and Sanitary Materials	3,024,775
812	Alistimrar for Importing Foodstuffs	3,017,250
813	Almawied aldaqeeq for Communications and Information Technology	3,005,000
814	Yara alduwalia for Importing Foodstuffs, Livestock, and Meat	2,999,430
815	Alhanaa alduwalia for Importing Foodstuffs and Fresh Fruits	2,998,800
816	Majmoat alraedoon for Oil Services	2,998,578
817	Drob alshater for General Contracting and Real Estate Investment	2,998,475
818	Alhdayek alhaditha for Importing Agricultural Machines and Spare Parts	2,994,122
819	Altaqadom alduwalia for Manufacturing Cleaning Materials	2,993,577
820	Abou Madi alduwalia for General Contracting and Real Estate Investment	2,988,486
821	Alnafitha alsehia for Importing Medical Equipment, Medicines, and Medical Preparations	2,987,859
822	Sarar almutamayeze for Importing Raw Materials, Factory Equipment, and Workshop Supplies	2,985,288
823	Almaraa almasiya for Food Industries	2,981,900
824	Alghithaa aljadeed for Importing Agricultural Equipment and Machines	2,981,363
825	Silberes Libya for Importing Medicines, Medical Equipment, and Mother and Child Supplies	2,978,936
826	Drssaf for Manufacturing Marble and Granite	2,976,750
827	Alzein alduwalia aljadeeda for Importing Medical Equipment and Supplies	2,975,311
828	Albayan alawal for Importing Electrical Devices and Materials	2,972,100

829	Majmoat alkhubra for Importing Building and Sanitary Materials and Accessories	2,970,306
830	Azzawya Naft for Importing Oils and Car Accessories	2,958,735
831	Alaqaria alhaditha for Importing Building and Sanitary Materials and Accessories	2,957,326
832	Sama alkhair for Importing Raw Materials	2,956,644
833	Sahifat alkhaleej for Manufacturing Building Materials	2,950,500
834	Wateen Factory for Corrugated Sheet Manufacturing	2,950,268
835	Alsafar for Importing Agricultural Machines and Spare Parts	2,949,600
836	Alsultan for Plastic Industries	2,948,085
837	Alkhaleej alaaem for Importing Foodstuffs, Livestock, and Meat	2,947,600
838	Qutaiss for Importing Electrical, Non-Electrical, and Electronic Devices and Spare Parts	2,947,227
839	Hamat alkhair for Importing Raw Materials	2,944,242
840	Asnaf altibia for Importing Medical Equipment	2,942,838
841	Alnebras for Importing Foodstuffs, Livestock, and Meat	2,939,738
842	Almiraj for Manufacturing Electronic and Electrical Devices	2,927,525
843	Qimat alaraqah for Importing Clothing	2,918,407
844	Hqoul aloula for Importing Agricultural Machines, Supplies, and Spare Parts	2,914,866
845	Almazaya alaqaria for General Contracting and Real Estate Investment	2,910,743
846	Afaaq alitqan for Importing Building and Sanitary Materials	2,901,342
847	Almabrouka for Importing Foodstuffs	2,900,643
848	Tabouk for Manufacturing Electrical and Electronic Devices	2,900,563
849	Wahat altaqnia alalektoronia for Importing Electronic Devices, Accessories, and Spare Parts	2,900,436
850	Alhlol allibya for Importing Raw Materials	2,900,394
851	Alketron altejariya for Importing Electrical and Non-Electrical Devices and Materials	2,900,117
852	Alhaba alfadialalamia for Importing Agricultural Machinery, Equipment, and Seeds	2,896,800
853	Altaalouk albahir alawel for Importing Electronic, Household, and Electrical Materials and Accessories	2,885,014
854	Taj aldauliya for Importing Electronics and Computers	2,876,472
855	Altamayoz Factory for Manufacturing Aluminum and PVC	2,875,640
856	Bareq alasr aldauliya for Importing Building and Sanitary Materials and Accessories	2,866,007
857	Alsorouh allibiya alhaditha for Importing Electrical and Non-Electrical Devices and Materials and Spare Parts and Electronic Devices	2,860,107
858	Aliehtimam for Importing Medical Equipment, Medicines, Medical Preparations, and Mother and Child Supplies	2,839,043
859	Marhaba for Importing Foodstuffs	2,838,228
860	Alatbaa alawel for Importing Medical Equipment	2,836,057

861	Almaali alwataniya for Manufacturing Furniture, Doors, and Windows	2,833,335
862	Altawounia for Iron Industries	2,829,662
863	Raneen alawel for Telecommunications and Technology	2,827,352
864	Sahel alhensheer for Importing Electrical Devices, Materials, and Spare Parts and Electronic Devices and Accessories	2,816,897
865	Sandra for Importing Foodstuffs, Livestock, and Meat	2,811,378
866	Aladraaj alalamia for Importing Raw Materials	2,809,000
867	Alzahra for Importing Medical Equipment, Medicines, Medical Preparations, and Mother and Child Supplies	2,807,117
868	Tareq alnaeem for Importing Agricultural Machinery and Equipment	2,796,331
869	Alalem aljadeed for Manufacturing Electronics	2,781,050
870	Matajer for Importing Medical Equipment and Supplies	2,779,961
871	Shams alasel for Importing Electrical and Non-Electrical Devices and Spare Parts and Electronic Devices	2,774,854
872	Lina aladawia for Importing Medicines and Medical Equipment	2,758,570
873	Alramal for Importing Mother and Child Supplies	2,754,889
874	Alistiqlal for Importing Foodstuffs	2,753,602
875	Althoub alraqi for Importing Clothes	2,750,567
876	Alabrag alhaditha for Importing Electrical and Non-Electrical Devices and Spare Parts and Electronic Devices	2,750,018
877	Alnaseem for Importing Household and Electrical Materials	2,741,840
878	Alqweri for Iron Industries	2,738,674
879	Tareq alsareer for Importing Foodstuffs, Livestock, and Meat	2,735,730
880	Aboudaboos Factory for Manufacturing Plastic Containers and Household Materials	2,725,706
881	Aslanta for Importing Foodstuffs, Livestock, and Meat	2,723,274
882	Almetaq alhadith for Manufacturing PVC	2,713,462
883	Rahbet albaraka for Importing Foodstuffs	2,710,346
884	Alasas alraqi aljadeed for Importing Building and Sanitary Materials and Accessories	2,704,295
885	Anzema almostaqbel alalektoronia for Importing Electronic Devices and Accessories	2,701,382
886	Bayan libya alalamia for Importing Electronic, Electrical, and Non-Electrical Devices and Spare Parts and Accessories	2,700,491
887	Alamiral for Importing Cleaning Materials, Decorations, and Hardware	2,685,074
888	Riad almodon for Importing Raw Materials	2,670,612
889	Safi libya aljadeeda for Importing Electrical, Non-Electrical, and Electronic Devices	2,670,227
890	Altafaoul Factory for Manufacturing Building Materials	2,665,300

891	Shoa alawla for Manufacturing Building and Sanitary Materials	2,659,327
892	Alittihad alfelahi for Importing Electrical Materials and Spare Parts	2,656,362
893	Alikram for Importing Agricultural Machinery and Equipment	2,650,285
894	Alsaned for Wood Industries	2,640,972
895	Altaqnia aldauliya for Importing Medicines and Medical Supplies	2,639,856
896	Adwa almadina aldahabiya for Importing Electronic and Electrical Devices, Spare Parts, and Mobile Phones	2,638,093
897	Alnooren aldauliya for Importing Raw Materials	2,635,236
898	Alghiran aljadeeda for Importing Furniture	2,635,021
899	Alramal albaidha for Importing Means of Transport and Accessories	2,627,956
900	Jenan alkhair for Importing Foodstuffs	2,619,989
901	Shaheen almostaqbel for Importing Foodstuffs, Livestock, and Meat	2,617,039
902	Dar alkhibra for Importing Cars and Spare Parts	2,603,264
903	Kfouf alraha for Importing Medical Equipment and Supplies	2,601,672
904	Alfakhira for Importing Foodstuffs and Fruits	2,599,082
905	Shate alnakhil for Iron Industries	2,597,223
906	Alataieb for Importing Foodstuffs, Livestock, and Meat	2,597,021
907	Alqotouf alealya for Importing Foodstuffs	2,576,460
908	Ekleel for Importing Medicines and Medical Equipment	2,569,270
909	Almotaaliya for Communications and Technology	2,567,117
910	Afaq for Importing Means of Transport, Supplies, and Workshop Equipment	2,566,236
911	Almostaqbel alwadeh for Importing Mother and Child Supplies	2,547,350
912	Shams aljazeera for Importing Electronic, Electrical, and Non-Electrical Devices and Spare Parts and Accessories	2,544,600
913	Zadko Pharma for Importing Medicines and Medical Equipment	2,538,012
914	Alanzema almutakademah for Importing Electronic Devices, Accessories, and Spare Parts	2,530,620
915	Mafaza for Petrochemical Industries	2,528,515
916	Libya aljadeeda for Importing Cars and Spare Parts	2,518,022
917	Taj alghida alawel for Flour Mills and Feed Manufacturing	2,514,850
918	Almaamoura aljadeeda for Mills, Feed, and Rice Processing	2,514,375
919	Alqetaa althabet for Aluminum Manufacturing	2,501,692
920	Anoud aljabal for Importing Foodstuffs	2,499,998
921	Alwethaq alawel for Manufacturing PVC	2,495,622
922	Alghazali Factory for Manufacturing Building Materials	2,492,343
923	Deqat alikhtiar for Importing Electrical and Non-Electrical Devices and Spare Parts	2,486,654

924	Alkhiber almoalij for Importing Building and Sanitary Materials and Accessories	2,484,935
925	Alghida alsami alawel for Food Industries	2,480,000
926	Alfaroug albia for Importing Medicines, Medical Equipment, Preparations, and Mother and Child Supplies	2,476,114
927	Alnawar for Importing Medical Equipment and Supplies	2,475,937
928	Alibdae alqari for Importing Building and Sanitary Materials	2,469,150
929	Aalam alitqan alawel for Information Technology	2,468,150
930	Bayan alkhair almotawasil for Importing Building and Sanitary Materials and Accessories	2,467,637
931	Alnajma for Soap Manufacturing	2,467,151
932	Sultan alkhair for Importing Foodstuffs	2,466,106
933	Baqet alrabee for Importing Foodstuffs	2,465,000
934	Alethir for Furniture Manufacturing	2,457,006
935	Almadina Misrata for Manufacturing Paints, Putties, and Construction Chemicals, subsidiary of Almadina Misrata Holding	2,450,132
936	Allahq for Importing Electrical and Non-Electrical Devices and Spare Parts	2,447,686
937	Noor altaqadam for Importing Foodstuffs	2,437,496
938	Almubarakah for Food Industries	2,431,840
939	Farmalis Libya for Importing Medicines, Medical Preparations, and Mother and Child Supplies	2,422,864
940	Fiumi for Feed Manufacturing and Grain Milling	2,420,093
941	Jesour alnahda for Importing Foodstuffs, Livestock, and Meat	2,416,786
942	Essam and Partners for Coffee Manufacturing	2,415,445
943	Junaid for Manufacturing Home and Office Furniture	2,412,026
944	Alwaha for Insurance	2,409,978
945	Majmouat almutawereen for Manufacturing Aluminum and PVC	2,400,993
946	Elaf aldauliya almotahida for Importing Clothes, Shoes, Textiles, and Leather Products	2,400,000
947	Kayan for Manufacturing Water and Oil Factory Supplies	2,396,918
948	Alwadi for Importing Building and Sanitary Materials	2,390,390
949	Altahadi alawel for Manufacturing Electronics	2,385,662
950	Alheira for Manufacturing Electronic and Electrical Devices	2,385,070
951	Alsada alalami for Importing Spare Parts for Cars and Heavy Equipment	2,384,715
952	Arkan Libya for Furniture Manufacturing	2,378,347
953	Aalam alqiyada for Importing Means of Transport	2,367,885
954	Alrefaq aljodod for Importing Livestock and Meat	2,356,200
955	Taj alalamia almomayaz for Importing Electrical and Non-Electrical Devices and Spare Parts	2,346,562

956	Provimi bahr almutawasset for Feed Manufacturing	2,344,786
957	Alrehab for Importing Cars and Spare Parts	2,342,500
958	Eshada for Manufacturing Electronic and Electrical Devices	2,341,534
959	Alkhalij for Manufacturing Shoes and Leather Products	2,340,536
960	Mafaza almoharekat for Importing Means of Transport and Accessories	2,337,565
961	Kona for Importing Foodstuffs	2,337,480
962	Mashareq alkhair for Manufacturing Furniture and Accessories	2,331,836
963	Qalet Oya for Importing Electrical, Non-Electrical, and Electronic Devices and Accessories	2,331,624
964	Alraseel for Manufacturing Furniture	2,329,681
965	Almottahida allibya for Importing Electronic, Electrical, and Non-Electrical Devices and Spare Parts and Accessories	2,327,440
966	Talia for Importing Foodstuffs	2,327,333
967	Almadmouna for Importing Building and Sanitary Materials	2,325,724
968	Alkhat almodi aljadeed for Importing Electronic, Electrical, Home Appliances, and Spare Parts	2,308,148
969	Tawasol Alghad for Importing Foodstuffs	2,299,594
970	Aalam Alibda for Medical Equipment	2,286,556
971	Alistibraq Almodi for Importing Electronic and Electrical Devices, Spare Parts, and Mobile Phones	2,286,072
972	Zakharef for Furniture Manufacturing	2,284,628
973	Almottahida Allibya for Importing Electronic, Electrical, Non-Electrical Devices, Spare Parts, and Accessories	2,281,283
974	Alynbou' Alalamiya for Importing Foodstuffs	2,273,000
975	Alrafi' for Manufacturing Electronic and Electrical Devices	2,260,025
976	Shamal Africa for Soap and Cleaning Materials Manufacturing	2,251,871
977	Adwaa Almarazeq for Feed Manufacturing and Grain Milling	2,250,000
978	Althaka' Alssina'i Alawel for Computer Services, Electronic Systems, and Information Technology	2,226,000
979	Almorabi' for Feed Manufacturing and Derivatives	2,225,161
980	Lamis Alwiqaya for Importing Mother and Child Supplies	2,209,434
981	Alsarh Almomarrad for Importing Building and Sanitary Materials and Accessories	2,200,923
982	Alhawabet Alraqi for Importing Sanitary Materials	2,200,492
983	Alshat Aljadeed for Importing Raw Materials	2,193,530
984	Alsanbula Alfariqa for Importing Foodstuffs	2,192,997
985	Ard Alkhairat for Coffee Manufacturing	2,179,584
986	Tabahi for Telecommunications and IT	2,173,231
987	Alomma Almotahida for Printing, Publishing, Media, Paper Industries, and Packaging	2,170,159

988	Alsadaqa Al-Dawliya for Importing Various Means of Transportation and Spare Parts	2,161,493
989	Alnahda Allibya for Carton and Paper Products Manufacturing	2,161,268
990	Droub Albidaa for Importing Agricultural Machinery, Equipment, and Spare Parts	2,160,000
991	Alsharq Alawsat for Heavy Machinery Manufacturing	2,153,000
992	Allamsa Aljadeeda for Furniture Manufacturing	2,144,750
993	Almo'assis Alraqi for Iron Industries	2,140,275
994	Obour for Electronic Payment Solutions (Joint Stock)	2,137,606
995	Alqudra Alme'mariya for Importing Building and Sanitary Materials and Accessories	2,130,284
996	Alsahl for Telecommunications and Technology (Joint Stock)	2,113,274
997	Injaz Alwataniya for Building Materials Manufacturing	2,110,930
998	Abubakr Salem Malouq Factory for Paper Manufacturing	2,108,800
999	Karzaz for Importing Building and Sanitary Materials and Accessories	2,099,572
1000	Al-Libya Alsari'a for Aviation Services	2,093,865
1001	Altanmiya Alhandasiya for Trailer Manufacturing	2,087,251
1002	Alrakhah for Flour and Derivatives Manufacturing	2,080,000
1003	Alsawa'ed Alalamia for Importing Foodstuffs, Livestock, and Meat	2,062,789
1004	Saba for Importing Foodstuffs	2,062,515
1005	Shams Almajd for Importing Building Materials	2,050,650
1006	Alain Alsehira for Importing Foodstuffs	2,050,612
1007	Alqus Alalamia for Importing Means of Transport, Accessories, Oils, and Lubricants	2,047,458
1008	Alsada Almotamayezoun for Food and Confectionery Industries	2,041,095
1009	Itar Alafdal for Importing Means of Transport and Accessories	2,040,926
1010	Alborhan Alalamiya for Importing Foodstuffs, Livestock, and Meat	2,029,790
1011	Alghazl for Importing Clothes, Textiles, and Leather Products	2,027,000
1012	Alronq Factory for Wood Industries	2,022,661
1013	Alsahil Almutawer Alawel for Importing Electrical, Non-Electrical Devices, Spare Parts, and Equipment	2,020,666
1014	Alghidaq for Importing Foodstuffs	2,014,377
1015	Alkokab Aldhahabi for Importing Electronic Devices, Accessories, and Spare Parts	2,000,283
1016	Wadiyan Alrabee for Mills and Feed	1,999,250
1017	Rubou' Albawadi for Feed Manufacturing	1,999,250
1018	Alandalus for Feed Manufacturing and Derivatives	1,999,250
1019	Afaq Almajara for Importing Meat and Livestock	1,995,921
1020	Aljawhara Alzarqa for Importing Raw Materials	1,990,000
1021	Kayan Altawasol for Importing Mobile Phones and Accessories	1,987,548

1022	Qararah for Importing Jewelry, Gemstones, and Precious Metals	1,984,995
1023	Allou'la Al-Dawliya for Importing Jewelry, Gemstones, and Precious Metals	1,983,700
1024	Albostan Alkabeer for Importing Foodstuffs	1,983,200
1025	Almawared Almotahida for Importing Foodstuffs	1,983,031
1026	Alrowad Alduwali Factory for Clothing Manufacturing	1,974,630
1027	Altawzee' Alshamil for Information Technology	1,974,482
1028	Majmouat Almorched for Importing Means of Transport and Accessories (LLC)	1,972,838
1029	Wakeel Zaltan for Importing Foodstuffs, Fruits, and Meat	1,972,500
1030	Auras Aljadeeda for Furniture Manufacturing	1,968,217
1031	Wadi Arm International for Importing Cars and Spare Parts	1,965,084
1032	Fakhama Alandalus for Importing Foodstuffs	1,961,900
1033	Dalil Alamakn for Importing Electrical, Non-Electrical Devices, Spare Parts, and Electronic Devices	1,956,720
1034	Rawafed Almostaqbal for Importing Foodstuffs	1,952,693
1035	Alshafaq for Information Technology	1,945,441
1036	Majmouat Alshahed for Importing Foodstuffs	1,899,000
1037	Alwataniya Almotahida for Importing Foodstuffs	1,898,715
1038	Almahsoul Alakhder for Rice Mills, Food Industries, Flour Milling, and Derivatives	1,894,000
1039	Aghthiyat Alshuhud for Importing Foodstuffs	1,893,336
1040	Alsafiya Aldhahabiya for Mills and Feed	1,890,000
1041	Majmouat Alawel Aljadeeda for Furniture Manufacturing and Accessories	1,885,908
1042	Alqasr Almalaki for Importing Medical Equipment, Medicines, Preparations, and Mother and Child Supplies	1,881,153
1043	Lareen for Importing Agricultural Machinery, Equipment, and Spare Parts	1,880,364
1044	Alousour for Importing Clothes, Textiles, and Leather Products	1,874,040
1045	Almasar Aljadeed for Importing Means of Transport, Cars, and Spare Parts	1,872,175
1046	Afaq Alhayat for Importing Electronic Devices, Accessories, and Spare Parts	1,870,912
1047	Albanyan Allibya for Iron Industries	1,868,000
1048	Atr Alharamain for Importing Foodstuffs and Fresh Fruits	1,866,440
1049	Alnokhba for Importing Foodstuffs	1,855,815
1050	Alamida Almodi'a for Importing Building and Sanitary Materials	1,854,900
1051	Albenaa Almithali for Importing Electrical, Non-Electrical Devices, and Spare Parts	1,845,400
1052	Balhaj Alalamiya and Partners for Importing Electrical, Non-Electrical Devices, and Spare Parts	1,844,296
1053	Otat Albenaa for Importing Building and Sanitary Materials and Accessories	1,839,000
1054	Alnasr Aldhahabi Almutajadid for Importing Electrical and Household Devices	1,831,594
1055	Aljusour Alfedhiya for Importing Building and Sanitary Materials	1,820,800

1056	Majmouat Almarj for Importing Foodstuffs, Livestock, and Meat	1,819,714
1057	Sultan Albaraka for Importing Foodstuffs	1,819,680
1058	Shumus Alghida for Importing Foodstuffs, Livestock, and Meat	1,813,359
1059	Almottahida Aljadeeda for Importing Cars and Spare Parts	1,808,594
1060	Rama Libya for Plastic Industries	1,802,680
1061	Alqout for Food Industries	1,794,512
1062	Najmat Almajara for Importing Livestock and Meat	1,793,554
1063	Almsanada for Manufacturing Electronic and Electrical Devices and Software	1,792,400
1064	Alalem Almodi for Importing Electrical, Non-Electrical Devices, Spare Parts, and Equipment	1,780,578
1065	Altaqaddum for Metal and Plastic Industries	1,771,258
1066	Albeskel for Importing Electrical and Household Devices	1,767,038
1067	Alsou'od Almithali for Importing Means of Transport and Accessories	1,766,287
1068	Albattan for Importing Veterinary Medicines	1,759,368
1069	Tamar Almawsim for Agricultural Equipment Manufacturing	1,750,500
1070	Alqala for Importing Agricultural Supplies (Joint Stock)	1,750,339
1071	Almaysam Aldauliya for Importing Clothes, Textiles, and Leather Products	1,749,577
1072	Alufuq Altadreeji for Plastic Industries	1,745,806
1073	Condor Libya for Importing Electrical, Non-Electrical Devices, Spare Parts, and Electronic Devices and Accessories	1,734,400
1074	Manahil Alme'mar for Importing Building and Sanitary Materials	1,731,991
1075	Almutawera for Importing Electrical Devices and Spare Parts	1,728,599
1076	Alkayan for Paper Industries, Printing, and Packaging	1,720,600
1077	Fares for Networks and Information Technology	1,714,379
1078	Libya Alwataniya for Manufacturing Building Materials and Furniture	1,711,990
1079	Rahma for Importing Means of Transport and Accessories	1,704,409
1080	Alasaleeb Alfaniya for Excavation Works and General Contracting	1,701,242
1081	Alafdal for Feed Manufacturing	1,691,700
1082	Aljusour for Importing Agricultural Machinery, Equipment, and Supplies	1,688,521
1083	Alatlas Alalamiya for Importing Medicines, Medical Preparations, and Mother and Child Supplies	1,687,823
1084	Wefaq Alhayat for Importing Medical Equipment	1,682,500
1085	Albanyan Alfedhi for Importing Foodstuffs	1,680,324
1086	Alrasan for Importing Medicines and Medical Equipment	1,680,275
1087	Almottahida for Manufacturing Aluminum, PVC, and Decoration	1,655,567
1088	Aljira Alalamia for Importing Foodstuffs, Livestock, and Meat	1,655,000
1089	Mas for Plastic Industries	1,652,538

1090	Alraha for Importing Foodstuffs, Livestock, and Meat	1,652,040
1091	Alsad Alali for Manufacturing Electronic Devices	1,650,194
1092	Alsharqiya for Importing Perfumes and Cosmetics	1,650,000
1093	Zahra Alyasmin for Importing Agricultural Equipment	1,646,477
1094	Libya Almotamayza for Metal Manufacturing and Forming	1,641,866
1095	Alalama Alwataniya for Food Industries	1,634,612
1096	Dunya Alseha for Importing Medicines, Sera, and Veterinary Vaccines	1,626,300
1097	Alhaba Aldhahabiya Alalamia for Importing Agricultural Machinery, Equipment, Seeds, Fertilizers, Harvesting, Plowing, and Spare Parts	1,619,955
1098	Jabal Alkouf for Importing Cars and Spare Parts (Akakus Company)	1,613,778
1099	Alsahra Alkabeera for Cleaning Materials Manufacturing	1,610,000
1100	Rand for Food Industries	1,609,030
1101	Alsayadela for Importing Medicines and Medical Supplies	1,607,750
1102	Aljawhara for Importing Cleaning Materials (LLC)	1,607,737
1103	Beit Alsafwa for Aluminum and PVC Manufacturing	1,598,739
1104	Alharam for Paint and Plastic and Metal Containers Manufacturing	1,593,300
1105	Aljawdah for Manufacturing and Assembling Electrical, Household, and Electronic Devices	1,593,113
1106	Afaq Altatweer for Aluminum and PVC Manufacturing	1,588,342
1107	Nahj Alasima for Furniture Manufacturing	1,577,590
1108	Alredwan for Importing Medicines, Supplies, and Medical Equipment	1,572,411
1109	Nojoum Alshiaka for Importing Clothes, Textiles, and Shoes	1,569,462
1110	Alnojoum Aljadeeda for Importing Foodstuffs, Livestock, and Meat	1,564,888
1111	Abwab AlFath for Importing Stationery and Office Supplies	1,555,280
1112	Kheir Albarari for Feed Manufacturing	1,547,765
1113	Alzaytouna for Plastic Industries	1,545,173
1114	Alrabee for Manufacturing Diapers, Healthcare Supplies, and Cleaning Products	1,543,412
1115	Almawja for Electronic Industries	1,537,515
1116	Alimad for Importing Medicines, Medical Equipment, Preparations, and Mother and Child Supplies	1,533,594
1117	Barniq for Importing Industrial Machinery and Equipment	1,531,200
1118	Rkaz for Importing Building and Sanitary Materials and Accessories	1,516,846
1119	Almoharrikat Allibya for Importing Cars and Spare Parts	1,513,178
1120	Alrasikha for Importing Building and Sanitary Materials and Accessories	1,505,922
1121	Alshaheen Al-Dawliya for Importing Foodstuffs	1,502,300
1122	Almaamoura for Agricultural and Livestock Investment	1,501,039

1123	Alsariya for Importing Raw Materials	1,500,219
1124	Albadil Alssina'i for PVC Manufacturing	1,500,194
1125	Shumo' Alansha'at and Industrial for Metal Industries	1,499,786
1126	Alrabiee Factory for Manufacturing Sweets and Packing Pulses	1,499,393
1127	Beity Almateen for Aluminum Manufacturing	1,494,632
1128	Jibal Libya for Importing Heavy Machinery, Equipment, Spare Parts, and Factory Equipment	1,490,430
1129	Alameer Almomayaz for Importing Means of Transport and Accessories	1,487,074
1130	Almutawasset Alzaher for Importing Foodstuffs	1,484,097
1131	Sama Misrata for Importing Foodstuffs, Livestock, and Meat	1,482,000
1132	Alborj Alalamiya for Importing Means of Transport and Accessories	1,480,000
1133	Majmouat Buyout Al-Ezz for Importing Electrical, Building, and Sanitary Materials	1,473,135
1134	Sah for Technology for Importing Books, Stationery, Office Supplies, and Equipment	1,461,128
1135	Altakamul Factory for Corrugated Sheet Manufacturing	1,456,450
1136	Alqala Alkubra for Importing Agricultural Supplies and Spare Parts	1,454,883
1137	Majmouat Alghidaa Alwataniya for Importing Foodstuffs	1,451,800
1138	Altanara for Fish Catching and Canning	1,451,600
1139	Al-Ithar Alda'im for Importing Foodstuffs, Livestock, and Meat	1,448,687
1140	Altital for Importing Agricultural Machinery, Equipment, and Spare Parts	1,447,302
1141	Shamal Africa Al-Dawliya for Importing Electrical Generators and Spare Parts	1,444,156
1142	Babt Libya for Importing Medical Equipment, Medical Preparations, and Mother and Child Supplies	1,444,138
1143	Ard Alhayat for Agricultural Development and Livestock Production	1,440,000
1144	Aljawdah Almotakamelah for Importing Agricultural Machinery, Equipment, and Spare Parts	1,440,000
1145	Alnoor Alabyad for Importing Agricultural Machinery and Equipment	1,440,000
1146	Dar Aljoud for Manufacturing Carton, Bags, and Paper Envelopes	1,427,090
1147	Qarzah for Importing Foodstuffs and Fresh Fruits	1,425,867
1148	Alhijaz Al-Dawliya for Importing Foodstuffs, Livestock, and Meat	1,425,356
1149	Tobruk for Refining and Bottling Vegetable Oils	1,422,200
1150	Ainor Alawel for Kitchen and Furniture Manufacturing	1,416,251
1151	Altamad for Poultry Breeding and Hatchery	1,414,094
1152	Albayt Almomayaz for Importing Building and Sanitary Materials and Accessories	1,413,897
1153	Balhaj Factory for Manufacturing Mats and Accessories from Plastic and Aluminum	1,412,296
1154	Majmouat Alhadayek Alkhadra for Importing Foodstuffs	1,410,000
1155	Aalam Al-Itqan for Iron Manufacturing	1,409,927

1156	Majma' Bin Waleed for Wool Industries	1,392,414
1157	Verona for Importing Foodstuffs, Livestock, and Meat	1,384,633
1158	Alkhalil for Importing Means of Transport and Accessories	1,380,000
1159	Almuthallathat for Food Industries (Joint Stock)	1,377,508
1160	Jood Libya for Importing Agricultural Machinery, Equipment, and Spare Parts	1,373,571
1161	Alwatad for Mills and Feed	1,362,960
1162	Alnaka'a Al-Dawliya Alhadeetha for Importing Tobacco, Cigarettes, and Supplies	1,357,080
1163	Abraj Aldhahabiya for Paints and Pastes	1,355,782
1164	Alrahiq Alazraq for Food Industries	1,353,060
1165	Shaima for Food Industries	1,347,226
1166	Alibda' Alhurr for Importing Clothes, Textiles, and Leather Products	1,344,992
1167	Gharb Almutawasset for Importing Cleaning Materials	1,342,948
1168	Alborj Alghitha' Aljadeed for Importing Foodstuffs, Livestock, and Meat	1,340,000
1169	Aljithad for Importing Electrical, Non-Electrical Devices, and Spare Parts	1,330,492
1170	Alrabee Factory for Cleaning Materials Manufacturing	1,330,239
1171	Alarabia for Importing Books and Stationery	1,320,978
1172	Altiknologia Alssina'iya for Metal and Ironworks and Construction	1,310,892
1173	Qasr Alsadir for Importing Ceramics and Building Materials	1,309,167
1174	Wahat Alkhair for Importing Electronic Devices	1,307,520
1175	Fine for Sponge and Salon Manufacturing	1,302,417
1176	Almazare' Alwatani for Importing Agricultural Machinery, Equipment, and Spare Parts (LLC)	1,292,829
1177	Majmouat Aljanoubia for Information Technology	1,288,257
1178	Alqta'at Alhadeetha for Aluminum Manufacturing	1,286,878
1179	Alnabdh Aljadeed for Telecommunications and IT	1,286,000
1180	Alqotn Alabyad for Importing Clothes, Fabrics, and Leather Products	1,285,304
1181	Albadil for Importing Electronic Devices and Accessories	1,280,710
1182	Ghadames Aviation (Panorama Holding Company)	1,275,373
1183	Althawabet Almotahida for IT and Communications Systems	1,269,105
1184	Buhayrat Alsaraya for Importing Heavy Machinery, Equipment, Spare Parts, and Factory Equipment	1,263,013
1185	Misrata Factory for Plastic Pipes Manufacturing	1,261,704
1186	Hadatha Al'asr for Importing Agricultural Machinery, Equipment, and Spare Parts	1,256,816
1187	Almazare' Alawel for Importing Livestock and Meat	1,255,142
1188	Alsada for Importing Medical Equipment and Supplies	1,254,313

1189	Majmouat Albasateen Alkhadra for Importing Foodstuffs, Fresh Fruits, Livestock, and Meat	1,250,000
1190	Alasima Alalamiya for Importing Cars and Spare Parts	1,248,563
1191	Nida' Almustaqbal for Importing Means of Transport, Spare Parts, and Accessories	1,248,470
1192	Medica for Importing Medicines, Medical Preparations, and Mother and Child Supplies	1,233,492
1193	Jeel Alamal for Importing Livestock and Meat	1,232,280
1194	Almarmer Alssafi for Importing Building and Sanitary Materials and Accessories	1,231,200
1195	Altawafuq Al-Dawliya for Importing Electrical and Electronic Devices and Accessories	1,224,029
1196	Alrasm for Importing Books and Stationery	1,223,180
1197	Anwar Almustaqbal Alalamiya for Importing Electrical, Non-Electrical Devices, and Spare Parts	1,222,528
1198	Almutafawiq Albare' for Importing Electrical Materials	1,217,250
1199	Alna'am Alalamiya for Food Industries	1,215,000
1200	Alrabee Alsaa'id for Importing Building and Sanitary Materials and Accessories	1,212,866
1201	Altahadi Alawel for Furniture Manufacturing	1,207,116
1202	Tazweed Libya for Importing Foodstuffs	1,202,887
1203	Banan for Importing Perfumes, Cosmetics, Hardware, and Cleaning Materials	1,202,193
1204	Alraqaeq Alalya for Importing Electrical, Non-Electrical Devices, and Electronic Devices	1,200,750
1205	Adwaa Almutawasset for Importing Electrical and Electronic Devices	1,200,642
1206	Alzad Alshafi for Importing Medicines, Mother and Child Supplies, and Medical Equipment	1,200,364
1207	Alhussein for Electrical Industries and Services	1,199,781
1208	Wadi Zein for Importing Medicines, Medical Preparations, and Mother and Child Supplies	1,199,352
1209	Medico for Importing Medicines, Medical Equipment, and Mother and Child Supplies	1,195,185
1210	Alitar Alamn for Importing Tires, Rims, and Car Accessories	1,192,765
1211	Almakhzoon Altayyib for Importing Mother and Child Supplies	1,191,975
1212	Alriyada for Iron Industries	1,189,775
1213	Ital for Importing Electrical, Non-Electrical Devices, Spare Parts, and Electronic Devices	1,184,135
1214	Alalamiya Almotamayza for Importing Means of Transport and Accessories	1,182,932
1215	Atr Alsharq for Importing Cleaning Materials	1,182,420
1216	Gharian Al-Dawliya for Importing Electrical and Electronic Devices	1,182,412
1217	Marahil Albenaa for Importing Building and Sanitary Materials	1,180,546
1218	Alalamiya Allimon for Beverages	1,177,716
1219	Ma'edat Alrahman for Importing Foodstuffs	1,177,600
1220	Victoria for Importing Foodstuffs	1,173,049
1221	Andre for Cleaning Materials Manufacturing	1,171,781
1222	Almathmara for Importing Foodstuffs	1,168,754

1223	Azka for Importing Means of Transport and Accessories	1,158,531
1224	Rouya Almustaqbal for Importing Foodstuffs	1,154,925
1225	Amial for Importing Electrical, Non-Electrical Devices, and Spare Parts	1,154,832
1226	Alhaql Alakhder for Importing Agricultural Machinery, Equipment, and Spare Parts	1,154,084
1227	Alwataniya Alawla for Flour and Feed Manufacturing	1,152,750
1228	Almasdar Alalamiya for Importing Foodstuffs, Meat, and Livestock	1,152,088
1229	Gamma Libya for Importing and Distributing Electrical Equipment and Spare Parts	1,143,193
1230	Alrahbah for Importing Foodstuffs	1,137,380
1231	Almazn for Importing Foodstuffs, Livestock, and Meat	1,129,901
1232	Arij Alghidaa for Importing and Distributing Foodstuffs, Livestock, and Meat	1,125,208
1233	Alraeda for Building Materials Manufacturing	1,115,007
1234	Rima for Importing Foodstuffs	1,114,610
1235	Rabah for Plastic Industries	1,108,470
1236	Qawa'ed Almajd for General Contracting and Real Estate Investment	1,104,964
1237	Jabal Alsharq for Poultry Breeding and Egg/Meat Production	1,103,961
1238	Alufuq Alhadeetha for Importing Building and Sanitary Materials and Accessories	1,102,509
1239	Albayader Alkhadra for Importing Means of Transport and Accessories	1,101,696
1240	Mazra'at Alamal for Importing Agricultural Machinery, Equipment, and Spare Parts	1,100,249
1241	Aalam Albatriq for Importing Electronic Devices, Accessories, and Spare Parts	1,097,524
1242	Jabal Alnoor for Importing Clothes, Textiles, and Leather Products	1,092,397
1243	Aljawdah Al'alia for Agricultural and Livestock Investment	1,089,310
1244	Alaseel for Food Industries	1,088,937
1245	Najmat Alkhair for Paper Industries	1,084,350
1246	Alrukn Alsharqi for Information Technology	1,083,948
1247	Alufuq Aldhahabi for Importing Electrical, Electronic, and Household Materials	1,082,887
1248	Moroog Libya for Importing Agricultural Machinery, Equipment, and Spare Parts	1,080,000
1249	Alawafi for Importing Foodstuffs	1,074,876
1250	Alishraq Aljadeed for Furniture Manufacturing	1,073,998
1251	Alghlal for Food Industries	1,073,000
1252	Alzahaa for Importing Foodstuffs	1,072,395
1253	Mayar Alawel Alalamiya for Importing Foodstuffs, Livestock, and Meat (LLC)	1,066,569
1254	Albasha'er for Importing Electrical Devices	1,064,345
1255	Alhadatha Almotakaddima for Importing Mobile Phones, Accessories, and Electronic Devices	1,063,000
1256	Marai Aljabal for Feed Manufacturing	1,060,000

1257	Alwakeel Alalamiya Alawla for Importing Medicines, Mother and Child Supplies, and Medical Equipment	1,054,773
1258	Alsemat for Importing Medicines, Medical Equipment, Medical Preparations, and Mother and Child Supplies	1,051,709
1259	Lamsat Almarh for Importing Books and Stationery	1,049,340
1260	Alalamiya Lil-Mabani Aljahiza (Ready-Made Buildings Company)	1,047,750
1261	Alamani Albayda for Importing Foodstuffs	1,042,050
1262	Laurent for Importing Foodstuffs, Meat, and Livestock	1,039,985
1263	Bir Liyas for Importing Agricultural Machinery, Equipment, and Spare Parts	1,035,213
1264	Babel Alhadeetha for Importing Clothes, Textiles, Shoes, and Leather Products	1,031,893
1265	Alnamaa Alfalahy for Importing Agricultural Supplies and Equipment	1,030,178
1266	Alnakheel Alawel for Importing Raw Materials	1,029,228
1267	Almalika Aldhahabiya for Importing Mother and Child Supplies	1,028,749
1268	Almasfoofa Aldigitalia for Telecommunications, IT, and Value-Added Services	1,023,700
1269	Altanmia Factory for Wire Mesh Sheets Manufacturing	1,021,090
1270	Hadaf Al-Salama for Information Technology	1,020,026
1271	Almezan Almatloob for Information Technology	1,019,672
1272	Al-Inmaa Al-Tadamuniya for Importing Building Materials	1,019,146
1273	Alsur'a Aldaqeqa for Information Technology	1,018,702
1274	Alsiraj Almunir for Information Technology	1,016,961
1275	Alhasad Alda'im for Importing Agricultural Machinery, Equipment, and Spare Parts	1,014,307
1276	Alghidaa Alafdal for Importing Foodstuffs (LLC)	1,010,836
1277	Alzaytouna Alkhadra for Importing Agricultural Machinery, Equipment, and Spare Parts	1,008,963
1278	Sipes Libya for Paint Manufacturing (Joint Venture)	1,005,075
1279	Almazra'a Aldhahabiya for Agricultural Investment and Production	1,004,302
1280	Qarnab for Importing Cars, Spare Parts, Oils, and Lubricants	1,001,857
1281	Althiqah Aldawliya for Electro-Mechanical Works	1,000,000
1282	Alittihad Alarabi for Importing Medicines, Medical Equipment, Medical Preparations, and Mother and Child Supplies	999,981
1283	Alnajm Alraqi for Importing Electronics	999,840
1284	Manarat Shehat Factory for Aluminum Manufacturing	998,116
1285	Alboroj Almotahida Alawla for Feed, Flour, and Grain Milling	997,500
1286	Al-Yasmin Al-Dawliya for Food Industries	996,855
1287	Kenzy for Importing Medical Equipment, Medicines, Medical Preparations, and Mother and Child Supplies	994,221
1288	Alafaq Alawla for Importing Electrical, Non-Electrical Devices, Spare Parts, and Electro Devices	993,000

1289	Almazra'a Allibya Alawla for Importing Foodstuffs, Livestock, and Meat	992,250
1290	Jabal Alsahil for Information Technology	990,081
1291	Albenaa Alfakher Alawel for Building Materials Manufacturing	989,800
1292	Al-Yaqout Alssafi for Importing Heavy Machinery, Equipment, Spare Parts, and Factory Equipment	989,028
1293	Alruban Alalamiya for Maritime Agencies	989,000
1294	Quwat Al-Foulad for Hangar, Ready-Buildings, and Metal Forming	987,550
1295	Al'aqiq for Communications and Technology	986,983
1296	Alkouf Albaher for Importing Heavy Machinery, Equipment, and Spare Parts	986,931
1297	Alijma' for Importing Household and Electrical Materials	986,472
1298	Alfahd Alsarie for Importing Raw Materials	980,546
1299	Almotahida Allibya Aljadeeda for Importing Electronic Devices and Mobile Phones	980,120
1300	Albeda' Alhadeetha for Importing Veterinary Medicines and Sera	978,410
1301	Ramlat Libya for Telecommunications and IT	976,080
1302	Alriyadah Aldawaa'iya for Importing Medical Equipment and Medicines	975,764
1303	Alzad Alalamiya for Food Industries	975,465
1304	Alkhadhour Factory for Agricultural Carts and Water Tanks Manufacturing	974,400
1305	Alnajma Alawla for Importing Restaurant, Hotel, and Cafe Equipment	972,005
1306	Rawasi Alsahra for Importing Oils, Lubricants, Means of Transport, and Accessories	971,684
1307	Almontaha Al-Dawliya for Importing Electrical, Non-Electrical Devices, Spare Parts, and Electro Devices	970,632
1308	Aldiyar Alalamiya for Importing Building and Sanitary Materials and Accessories	968,550
1309	Alwaqea'iya for Building and Sanitary Materials Manufacturing	965,800
1310	Ajwa' Alistithmarat Alzra'iya wal Hayawaniya	964,154
1311	Ward Algharb for Importing Cosmetics, Hardware, and Cleaning Materials	959,490
1312	Alkhaleej for Importing Clothes, Textiles, and Leather Products	958,864
1313	Beta Al-Dawaa'iya Alawla for Importing Medicines, Medical Preparations, and Equipment	957,009
1314	Albarza for Importing Foodstuffs	956,956
1315	Albadil Al-Mumtaz for Importing Electronic, Electrical, and Non-Electrical Devices	956,280
1316	Alnahda Alwataniya for Importing Means of Transport and Accessories	954,899
1317	Alittihad Alra'ida for Importing Furniture	951,467
1318	Bahr Al-Raqi for Information Technology	950,416
1319	Alkees for Plastic Industries	950,122
1320	Al-Libya Alawla for Soap and Cleaning Materials Manufacturing	949,798
1321	Alzaher for Office and Home Furniture Manufacturing	949,299
1322	Rawan Alamal for Importing Foodstuffs, Livestock, and Meat	948,350

1323	Wadi Al-Hayat for Importing Means of Transport and Accessories	945,500
1324	Altawafuq Alda'im for Importing Foodstuffs	945,023
1325	Almaha for Importing Vaccines and Veterinary Medicines	944,748
1326	Zahra Kafalay for Importing Building and Sanitary Materials and Accessories	943,350
1327	Allamsa for Importing Furniture and Complements	940,848
1328	Baker for E-Commerce and Delivery	940,702
1329	Aldar Aljadeeda for Importing Building and Sanitary Materials and Accessories	940,350
1330	Althaqa Al-Kori for Importing Foodstuffs, Livestock, and Meat	939,113
1331	Almasa Al-Dawliya for Importing Medical Equipment, Medicines, Medical Preparations, and Mother and Child Supplies	936,995
1332	Hadid Libya Alwataniya for Iron Industries	936,862
1333	Alta'ir Al-Abyad for Food Industries	930,628
1334	Rukn Almutawasset for Electronic and Electrical Devices Manufacturing	928,850
1335	Aryaf Biladi for Importing Foodstuffs	922,723
1336	Duroob Almustaqbal for Manufacturing Sanitary and Building Materials	918,180
1337	Wafra Almadina for Food Industries	917,535
1338	Baladi Factory for Paint Manufacturing	915,436
1339	Alrahmani for Clinker Grinding and Cement Manufacturing	914,000
1340	Al-Aws Libya for Importing Foodstuffs	907,734
1341	Qubtan Libya for Importing Foodstuffs, Livestock, and Meat	907,467
1342	Alshifa for Importing Medicines	906,745
1343	Apollonia Pharma for Importing Medicines and Mother & Child Supplies	906,314
1344	Alada' Al-Aali for Importing Building and Sanitary Materials	906,222
1345	Dar Altijara for Importing Foodstuffs, Livestock, and Meat	905,993
1346	Alrisala for Importing Foodstuffs	904,855
1347	Al-A'mar Albaher for Importing Electrical, Non-Electrical Devices, and Spare Parts	904,335
1348	Hadharat Babel for Importing Cleaning Materials	901,450
1349	Altirabit Alda'im for Importing Means of Transport and Accessories	900,500
1350	Muheet Almadina for Importing Electronic Devices	900,000
1351	Alzein Al-Dawliya for Importing Tobacco, Cigarettes, and Supplies	900,000
1352	Ashraquat Alamal for Agricultural and Livestock Investment and Poultry Breeding	900,000
1353	Wadi B for Feed and Agricultural Supplies Manufacturing	900,000
1354	Abeen for Importing Heavy Machinery, Equipment, Spare Parts, and Factory/Workshop Equipment	898,836
1355	Rawaih Aljabal for Importing Cleaning, Cosmetic, and Hardware Materials	895,825

1356	Alsakya for Importing Foodstuffs, Livestock, and Meat	895,436
1357	Matla' Al-Fajr Group for Importing Foodstuffs, Fruits, Vegetables, Meat, and Livestock	892,172
1358	Almajmoua Alra'ida for Manufacturing Cups and Café Supplies	889,580
1359	Alrifafa for Importing Building and Sanitary Materials	889,032
1360	Anarat Almutawasset for Importing Electrical and Non-Electrical Devices	888,789
1361	Alrawi for Dairy and Dairy Products Manufacturing	885,965
1362	Alma'aden Al-Libyi for Iron Industries and Hangars	877,155
1363	Almawadda Alwosta for Importing Foodstuffs, Livestock, and Meat	869,470
1364	Libya Al-Ata' for Importing Foodstuffs	868,570
1365	Kimji for Importing Means of Transport	866,450
1366	Alalama Alawla for Importing Medical Equipment, Medicines, Medical Preparations, and Mother and Child Supplies	862,702
1367	Alruwad Factory for Aluminum and P.V.C Manufacturing	859,768
1368	Albayt Aljadeed for Electronic and Electrical Devices Manufacturing	856,592
1369	Arkan Al-Dawliya for Importing Medical Equipment, Medical Preparations, and Mother and Child Supplies	855,365
1370	Alkouf for Importing Electrical Devices, Spare Parts, Electronic Devices, and Accessories	853,550
1371	Sanae' Libya for Aluminum and P.V.C Manufacturing	851,250
1372	Awraq Alkhair for Importing Foodstuffs, Livestock, and Meat	849,695
1373	Altanmia for Importing Oilfield Devices and Equipment	849,295
1374	Alalamiya for Confectionery and Food Industries	837,434
1375	Samoud Al-Abraj for Importing Building and Sanitary Materials and Accessories	835,867
1376	Mega Sport for Importing Clothes and Shoes	834,932
1377	Karzaz Factory for Plastic Industries	832,000
1378	Al-Ikhwa Al-Muttahidoon for Importing Household Materials, Devices, and Electrical Equipment	829,320
1379	Ras Al-Majin Factory for Doors, Windows, and Aluminum & P.V.C Geometric Shapes Manufacturing	823,756
1380	Ambasa for Importing All Types of Building Materials	820,000
1381	Amjad Althani Factory for Cleaning Materials Manufacturing	815,966
1382	Dar Alsakya for Importing Foodstuffs, Livestock, and Meat	814,116
1383	Alqala for Soap and Cleaning Materials Manufacturing (Joint Stock)	813,091
1384	Titan for Importing Clothes, Shoes, Leather Products, Textiles, and Carpets	811,320
1385	Al-Iqlim for Importing Foodstuffs and Meat	808,270
1386	Almutajadid for Importing Home and Office Furniture	805,144

1387	Altawafuq Al-Dawliya for Importing Grains, Seeds, and Feed	802,500
1388	Almutafawqa for Importing Electronics	797,783
1389	Tuba for Importing Means of Transport and Accessories	796,210
1390	Alfursan for Plastic Industries	790,516
1391	Aldiaa Alraqi for Iron Industries	786,485
1392	Jisr Alkhaleej for Importing Livestock and Meat	780,702
1393	Altaqaddum Alwatani for Importing Building and Sanitary Materials and Accessories	779,912
1394	Almajmoua Al-Libya for Importing Air Conditioning and Heating Systems	777,686
1395	Liptez for Importing Foodstuffs	777,196
1396	Almustaqbal Almodi for Mother and Child Supplies	776,079
1397	Alrihana for Food Industries	775,779
1398	Alwedad for Importing Foodstuffs, Livestock, and Meat	774,900
1399	Alshams Al-Tibbiya for Importing Medical Equipment, Medical Preparations, and Mother and Child Supplies	772,684
1400	Alnujum Alalamiya for Importing Foodstuffs, Livestock, and Meat	770,430
1401	Alhimma for Importing Medicines and Medical Equipment	769,985
1402	Duroob Al-Rikhaa for Importing Foodstuffs	768,500
1403	Altijara Alwataniya for Food and Catering Services	767,973
1404	Uloom Alahyaa' for Medical and Laboratory Services (Joint Stock)	756,465
1405	Croci for Aluminum and P.V.C Manufacturing	753,854
1406	Naseem Al-Bahr Misrata for Food Industries	753,118
1407	Rabi' Aldarb for Importing Means of Transport and Accessories	746,715
1408	Alsadara for Manufacturing, Packaging, and Preparing Foodstuffs, Legumes, Nuts, and Coffee	745,390
1409	Almimaar Al-Tam for Importing Electrical Devices and Materials	745,246
1410	Sofana for Importing Foodstuffs, Livestock, and Meat	742,276
1411	Al-Auras Altijariya for Importing Foodstuffs, Livestock, and Meat	740,306
1412	Dar Albaraka for Importing Furniture and Accessories	739,490
1413	Albasma Al-Tibbiya Al-Dawliya for Importing Medicines and Medical Equipment	738,322
1414	Ittihad Al-Iklektronat for Importing Electronic and Electrical Devices	735,249
1415	Alqarib for Financial and Electronic Services	733,450
1416	Alanis for Importing Cosmetics	730,085
1417	Qimmat Aljawdah for Doors, Windows, Aluminum, P.V.C Manufacturing and Accessories	729,597
1418	Alnawafid Al'asriya for P.V.C and Aluminum Manufacturing	729,102
1419	Sakhra Ghat for Importing Building and Sanitary Materials and Accessories	727,448

1420	Wahat Libya for Importing Foodstuffs	726,756
1421	Aburuwaila Factory for Household and Plastic Manufacturing	726,445
1422	Aldiyar Alarabiya for Importing Building and Sanitary Materials and Accessories	722,374
1423	Alfikra Alhadeetha for Importing Foodstuffs	720,339
1424	Al-Dawliya for Importing Agricultural Supplies and Equipment	720,000
1425	Yamama Alsharq for Importing Foodstuffs	715,423
1426	Manar Alghad for Importing Foodstuffs	713,134
1427	Babt Al-Omara for General Contracting and Real Estate Investment	712,432
1428	Almihaneya for Importing Workshop Equipment and Manufacturing Machines	712,200
1429	Sadeem Al-Dawliya for Importing Foodstuffs, Livestock, and Meat	711,162
1430	Aldaq Al-Amena for Importing Means of Transport and Accessories	708,100
1431	Al-Atwar for Importing Electrical Systems	707,247
1432	Jawharat Aljabal for Importing Medical Equipment and Mother & Child Supplies	703,710
1433	Balhaj Factory for Car Radiators Manufacturing	701,543
1434	Sanabel Alzahra for Importing Barn Equipment and Agricultural Supplies	701,458
1435	Steel Al-Dawliya for Iron Industries	701,297
1436	Bianchi for Importing Clothes	700,000
1437	Dar Al-Khibra for Importing Electrical, Non-Electrical Devices, Spare Parts, and Electronic Devices	697,887
1438	Ammar Group for Building Materials Manufacturing	695,520
1439	Khozfiya for Importing Building and Sanitary Materials	694,726
1440	Alsaraha for Importing Means of Transport and Accessories	688,900
1441	Aldaleel Al-Tibbi for Importing Medicines and Medical Preparations	688,000
1442	Taybah Al-Dawliya for Importing Furniture and Accessories	686,723
1443	Buyout Al-Ezz for Building Materials Manufacturing	686,720
1444	Al-Salama for Importing Fabrics and Textiles	685,789
1445	Altanmia for Plastic Pipes Manufacturing	679,668
1446	Homi for Importing Electrical, Non-Electrical Devices, and Spare Parts	679,519
1447	Aljidar Aljadeed for Importing Heavy Machinery, Equipment, Spare Parts	676,800
1448	Alghazala for Importing Building and Sanitary Materials and Accessories	673,628
1449	Al-Azeema for Importing Foodstuffs	672,045
1450	Alfaris Al-Dawli for Importing Foodstuffs, Livestock, and Meat	670,599
1451	Zliten for Iron Industries	670,510
1452	Carthage Al-Dawliya for Importing Foodstuffs and Fresh Fruits	665,855
1453	Taj Alghidaa Alawel for Importing Foodstuffs, Livestock, and Meat	662,440

1454	Al-Taj Alghidaa Aldhahabi for Importing Foodstuffs, Livestock, and Meat	661,237
1455	Majmouat Alnari Al-Dawliya for Importing Heavy Machinery, Equipment, Spare Parts	660,217
1456	Alhadeetha for Importing Foodstuffs	658,054
1457	Wadi Alnamaa for Importing Agricultural Machinery, Equipment, and Spare Parts	656,008
1458	Almathmar Alawel for Importing Agricultural Materials, Machinery, and Supplies	653,780
1459	Albanduqiya for Importing Foodstuffs	647,288
1460	Alqadi Group for Importing Furniture	644,352
1461	Al-Alam Al-Mushriq for Scrap Collection, Sorting, and Baling	643,246
1462	Caracas for Importing Foodstuffs	642,136
1463	Alhilal for Importing Electrical, Non-Electrical Devices, Spare Parts, and Electronic Devices	641,080
1464	Biladi Aljadeeda for Food Industries	640,478
1465	Rawafid Almadina for Importing Electrical and Non-Electrical Devices and Spare Parts	638,650
1466	Albaraka Al-Dawliya for Importing Building and Sanitary Materials	635,402
1467	Almansour for Manufacturing Baby Diapers	634,242
1468	Najmat Biladi for Aluminum, P.V.C, and Accessories Manufacturing	630,244
1469	Libya Al-Majd for Importing Cleaning Materials and Hardware	629,883
1470	Alhaql Al-Zira'i for Importing Agricultural Pesticides	627,590
1471	Muharrrik Tripoli for Importing Cars and Spare Parts	627,497
1472	Alasas Al-Mateen for Importing Building and Sanitary Materials and Accessories	626,632
1473	Alnoor Alhadith for Importing Foodstuffs	624,815
1474	Alshorouq Al-Libya for Poultry Breeding and Hatching	622,032
1475	Alta'awun Al-Sati' for Importing Building and Sanitary Materials and Accessories	619,964
1476	Tibesti for Importing Electrical and Non-Electrical Devices, Spare Parts, and Electronic Devices	618,757
1477	Yafa Altijariya for Importing Medical Equipment, Medicines, Medical Preparations, and Mother & Child Supplies	618,494
1478	Carthage Al-Dawliya for Importing Foodstuffs	617,335
1479	Matla' Al-Fajr for Importing Medicines, Medical Preparations, and Mother & Child Supplies	617,331
1480	Alitar for Importing Means of Transport and Accessories	617,316
1481	Albahira for Importing Cleaning Materials	611,381
1482	Tajhizat Al'Obour for Importing Car Spare Parts	611,224
1483	Alakleel for Importing Cosmetics, Hardware, and Cleaning Materials	610,702
1484	Al-Andalus for Ice Cream Manufacturing	609,920
1485	Riyadh Almadina for Importing Foodstuffs	605,250
1486	Bin Faraj for Importing Tires and Limited Pads	604,191
1487	Albayt Al-Fakhir for Importing Electrical and Household Devices	600,000

1488	Alnahda Factory for Clothing Manufacturing	599,100
1489	Almansoura Libya for Food Industries	598,734
1490	Haiti Al-Dawliya for Importing Medicines, Equipment, and Medical Supplies	598,396
1491	Da'am Al-Shabaka for Importing Electrical Materials	597,203
1492	Qasr Altawfiq for Importing Building and Sanitary Materials and Accessories	595,000
1493	Al-Ithar Al-Jadid for Importing Foodstuffs, Livestock, and Meat	593,857
1494	Qala'at Al-Mukhtar for Importing Computers and Accessories	593,270
1495	Aljawdah Al-Mutakaddima Al-Haditha for Food Industries	593,250
1496	Al-Asma for Importing Cleaning Materials	592,688
1497	Alqudra for Importing Medicines and Veterinary Serums	592,502
1498	Tijarat Al-Mustaqbal for Importing Foodstuffs	592,379
1499	Insam Al-Dawliya for Importing Electrical and Non-Electrical Devices	592,340
1500	Al-Saraya Al-Hamra for Importing and Marble Cutting	589,637
1501	Alnoorin for Importing Foodstuffs	589,094
1502	Al-Imad Al-Mudi' for Information Technology and Communication Systems	586,053
1503	Alqandoz Factory for Aluminum Mat Manufacturing	583,461
1504	Tadawul for Electronic Technology (Joint Stock)	583,184
1505	Sultan for Food Industries and Bottled Water & Beverages	582,972
1506	Najm Al-Bahr for Maritime Transport (Limited Liability)	580,000
1507	Alsaraya Factory for Doors and Windows Manufacturing (Aluminum)	576,933
1508	Al-Yaqout for Agricultural and Livestock Production	573,482
1509	Bayt Al-Izdihar for Furniture and Kitchen Manufacturing	573,341
1510	Al-Amti'ah for Importing Leather Products and Clothing	573,238
1511	Altanmia Al-Haditha for P.V.C Sheets, Profiles, and Pipes Manufacturing	573,125
1512	Aljusoors for Importing Workshop and Factory Equipment	569,404
1513	Mesilia for Importing Foodstuffs	569,165
1514	Alsaraya Factory for Doors and Windows Manufacturing (Aluminum)	564,609
1515	Yashfin Al-Dawliya for Importing Medicines and Veterinary Serums	563,070
1516	Al-Arja' for Importing Home and Office Furniture	562,415
1517	Abayat Almutawasset for Importing Building and Sanitary Materials and Accessories	561,447
1518	Saluq for Manufacturing Feed and Mills	560,150
1519	Aljawhara Al-Lami'a for Importing Cosmetics, Hardware, and Cleaning Materials	559,827
1520	Rouh Libya for Importing Medicines, Medical Equipment, Preparations, and Mother & Child Supplies	558,393
1521	Al-Jazeera Al-Kubra for Aluminum and Plastic Windows Manufacturing	557,478

1522	Clean Al-Dawliya for Importing Cosmetics, Hardware, and Cleaning Materials	556,782
1523	Al-Khaleej Factory for Shoes Manufacturing	552,299
1524	Rimas Al-Tibbiya for Importing Medical Equipment, Medicines, Medical Preparations, and Mother & Child Supplies	552,000
1525	Marjan Al-Bahr for Importing Frozen Fish, Livestock, and Meat	550,352
1526	Matin for Importing Mother & Child Supplies	546,564
1527	Al-Mazin for Importing Sulfur, Supplies, and Lighters	546,400
1528	Taj Al-Afah for Importing Foodstuffs and Rationed Goods	546,000
1529	Al-Mawadda Group for Importing Cosmetics, Hardware, and Cleaning Materials	544,086
1530	Rukn Al-Ibda' for Food Industries	542,148
1531	Masafi Alkhair for Importing Foodstuffs	541,659
1532	Altariq Al-Mumahad for General Contracting and Real Estate Investment	539,600
1533	Al-Masdar Al-Amin for Importing Means of Transport and Accessories	538,483
1534	Al-Sahari Group for Oil Services	538,000
1535	Altawasul Factory for Wood Industries	537,818
1536	Almustaqbal Al-Mudi' for Electric Power	536,560
1537	Wa'd Al-A'mar for Importing Building Materials	536,500
1538	Alzan Specialized for Wood Industries	535,234
1539	Fakhama Aljibal for Building Materials Manufacturing	534,850
1540	Almuton for Importing Electrical, Electronic, Household, and Electro-Household Devices and Accessories	534,215
1541	Madinti Al-Dhahabiya for Aluminum and P.V.C Manufacturing	533,475
1542	Al-Muthallath for Importing Electrical Equipment and Tools	533,013
1543	Al-Fath Al-Dhahabiya for Electrical Industries	529,016
1544	Al-Osra Al-Methaliya for Food Industries	528,524
1545	Al-Majd for Importing Electrical, Non-Electrical Devices, and Spare Parts	528,307
1546	Alsanouan for Food Manufacturing, Packaging, and Supplies	525,226
1547	Al-Asala Al-Ra'i'a for Importing Furniture	525,200
1548	Al-Mizan Al-Dhahabi Al-Jadid for Importing Building and Sanitary Materials and Accessories	524,653
1549	Al-Imtiaz Al-Akheer for Importing Foodstuffs	522,076
1550	Al-Waha Al-Jadida for Importing Foodstuffs	520,456
1551	Qatrat Al-Nada Al-Awla for Importing Pumps and Building Materials	519,243
1552	Al-Amira Factory for Food Industries	517,581
1553	Dana Al-Dawliya for Importing Medicines, Medical Preparations, and Mother & Child Supplies	515,071
1554	Al-Toumi for Importing Building and Sanitary Materials	515,040

1555	Midan Al-Nakhla for Importing Foodstuffs	512,644
1556	Otour Al-Wadi for Importing Foodstuffs, Livestock, and Meat	511,014
1557	Wahat Rabyana Al-Dawliya for Importing Foodstuffs	510,889
1558	Al-Alamiya Al-Haditha for Importing Medicines and Medical Equipment	510,091
1559	Ayar for Electromechanical Works	508,454
1560	Arzaq Almutawasset for Importing Foodstuffs, Livestock, and Meat	508,136
1561	Khat Al-Ahlam for Importing Foodstuffs	506,225
1562	Adrar Libya for Importing Cleaning, Cosmetics, and Hardware Materials	504,936
1563	Al-'Irtiqā' Al-Mutajadid for Importing Building and Sanitary Materials and Accessories	503,984
1564	Al-Fahd Al-Estori for Importing Foodstuffs, Livestock, and Meat	503,803
1565	Al-Surour for P.V.C and Aluminum Manufacturing	503,399
1566	Rabyana Al-Muttahida for Importing Personal Care and Cleaning Supplies	502,280
1567	Jawharat Al-Ajban for Importing Foodstuffs	501,941
1568	Al-Akeed Al-Akeed for Medical Services	500,000
1569	Hilal Al-Qamar for Importing Electronic, Electrical, Non-Electrical Devices, and Spare Parts	499,420
1570	Al-Qarya Al-Muttahida for Food Manufacturing and Packaging	499,321
1571	Al-Istibraq Al-Dhahabi for Importing Raw Materials	499,151
1572	Basha'er Al-Mustaqbal Al-Awla for Importing Building and Sanitary Materials and Accessories	499,087
1573	Manarat Al-Taqaddum Al-Awla for Manufacturing Feed and Fertilizer	498,990
1574	Najmat Al-Fursan for Importing Foodstuffs	498,750
1575	Bariq Al-Adwiya for Importing Medicines and Medical Equipment	497,683
1576	Sebrian Al-Wadi for Importing Clothes and Shoes	496,032
1577	Balhaj Al-Dawliya for Radiators Manufacturing	495,649
1578	Tamtoom for Importing Electrical and Household Devices	494,600
1579	Akshab Al-Alam for Wood Industries	494,545
1580	Al-Rifaq Al-Judad for Importing Means of Transport and Accessories	494,000
1581	Al-Maw'id Al-Jadid for Cleaning Materials Manufacturing	493,580
1582	Al-Reem for Importing Medicines and Medical Equipment	491,147
1583	Al-Taqaddum Al-Mustadam for Mattress and Foam Manufacturing	491,000
1584	Safwat Al-An'am for Importing Foodstuffs, Livestock, and Meat	490,769
1585	Amwaj Al-Tayf for Importing Electrical and Electronic Devices	489,570
1586	Al-Awael Group for Home Furniture Manufacturing	489,288
1587	Al-Sadara Al-Jadida for Importing Foodstuffs and Fresh Fruits	489,288
1588	Al-Hulool Al-Da'iqqa for Information Technology	488,215

1589	Sidal Factory for Food Packaging Supplies Manufacturing	487,815
1590	Al-Akeel for Importing Foodstuffs	486,098
1591	Aman Al-Ghad for Importing Foodstuffs, Livestock, and Meat	484,717
1592	Delta Al-Dawliya for Importing Clothes, Textiles, and Leather Products	483,851
1593	Sanouf Al-Nakhat for Food and Beverages Manufacturing (Joint Stock)	482,200
1594	Al-Yasmeen Al-Iqlimiya for Importing Foodstuffs	481,920
1595	Al-Jadida for Food Industries	477,840
1596	Al-Taj Al-Libi for Importing Foodstuffs	477,485
1597	Al-Muttahida for Plastic Industries Manufacturing	476,415
1598	Al-Nakheel Factory for Food Industries	475,358
1599	Al-Raya for Agricultural Production (Limited Liability)	475,025
1600	Adrar Akakus for Importing Heavy Machinery and Equipment (Limited Liability)	474,987
1601	Al-Ashaqa for Plastic Industries	474,365
1602	Bab Africa Al-Jadida for Food Industries	474,003
1603	Al-Hamdi for Importing Foodstuffs	473,060
1604	Nala for Importing Foodstuffs	470,642
1605	Itar Al-Darb for Importing Means of Transport and Accessories	470,577
1606	Al-Mutawakkil for Doors and Windows Manufacturing (Aluminum and P.V.C)	469,103
1607	Al-Afaq for Importing Office Tools and Equipment	467,700
1608	Thimar Tripoli for Importing Foodstuffs	466,250
1609	Al-Ajnha Al-Mutaliqa for Importing Electrical Devices	465,718
1610	Aba for Food Industries	465,304
1611	Al-Juthoor for Importing Building and Sanitary Materials and Accessories	462,000
1612	Afnan Al-Jadida for Importing Foodstuffs, Livestock, and Meat	461,392
1613	Al-Istishari for Importing Computers and Accessories	459,957
1614	Al-Delta for Cleaning Materials Manufacturing	459,759
1615	Al-Aman for Dairy Products and Derivatives Manufacturing	459,673
1616	Al-Sawa'ed for Wood Industries	456,660
1617	Jisr Africa for Importing Agricultural Equipment and Supplies	456,308
1618	Beirut for Importing Means of Transport and Spare Parts	455,096
1619	Ras Al-Touba for General Contracting and Real Estate Investment	455,000
1620	Al-Mutawassit Al-Dawliya Group for General Contracting and Real Estate Investment	454,800
1621	Al-Hayes Group for Importing Books and Stationery	452,064
1622	Ithar Al-Madina for Cleaning Materials Manufacturing and Supplies	451,396

1623	Wadi Jumhour for Importing Toys and Sports Equipment	450,948
1624	Marasi Al-Libya for Importing and Distributing Foodstuffs	450,000
1625	Al-Diqah Al-Sihiya for Importing Orthopedic Equipment and Medical Supplies	447,727
1626	Al-Libya Al-Hurra for Medical Services	447,081
1627	Nuzum Libya for Telecommunications, IT Services, Programming, and Consulting (Limited Liability)	446,680
1628	Al-Baydan for Importing Means of Transport and Tires	444,734
1629	Jawad Al-Naeem for Importing Foodstuffs	444,630
1630	Al-Nujum Al-Libya for Importing Foodstuffs	444,316
1631	Asda Libya for Importing Electrical and Non-Electrical Devices and Spare Parts	444,070
1632	Al-Amal Al-Zaher for Food Packaging and Filling	443,300
1633	Al-Mushiraqi for Importing Medicines, Medical Equipment, and Mother & Child Supplies	440,186
1634	Al-Balda Al-Tayiba for Importing Foodstuffs, Livestock, and Meat	440,000
1635	Yasmin Libya Al-Haditha for Importing Foodstuffs	439,755
1636	Mawasem Al-Khair Al-Kubra for Importing Agricultural Machinery, Supplies, and Spare Parts	437,845
1637	Al-Ajwada Al-Dawiya for Importing Medicines, Medical Equipment, Laboratory Supplies	436,528
1638	Al-Wadi Al-Da'em for Aluminum, P.V.C, and Accessories Manufacturing	436,131
1639	Shati' Al-Nakheel for Importing Household Supplies	435,888
1640	Al-Waha Pharma for Importing Medicines and Mother & Child Supplies	435,050
1641	Noram Al-Dawliya for Importing Cleaning Materials	433,330
1642	Alam Zain for Food Industries	430,620
1643	Al-Mustaqbal Factory for Gypsum and Decoration Manufacturing	429,071
1644	Tatwir Libya for Importing Building and Sanitary Materials and Accessories	428,766
1645	Shababeek Al-Asima for Importing Foodstuffs	428,169
1646	Dar Al-Salam for Importing Foodstuffs	427,569
1647	Al-Arab Al-Tibbiya for Importing Medicines and Medical Equipment	427,386
1648	Al-Khat Al-Dhahabi for Manufacturing Pipes and Plastic Tanks	426,400
1649	S.R. for Maintenance Services and Environmental Solutions	425,234
1650	Al-Lamsa Al-Malakiya for Importing Agricultural Machinery, Supplies, and Spare Parts	424,921
1651	Kalbas Libya for Importing Books and Stationery	424,704
1652	Al-Nasiya Al-Bayda for Importing Medicines, Veterinary Equipment, and Agricultural Pesticides	419,026
1653	Al-Salb Factory for Corrugated Steel Manufacturing	418,089
1654	Al-Marran for Importing Furniture	417,910
1655	Al-Ayadi for Building Materials Manufacturing	417,300
1656	Al-Shuraka for Importing Electrical, Non-Electrical Devices, Spare Parts, and Electronic Devices & Accessories	413,160

1657	Hada'iq Janat for Importing Agricultural Machinery, Supplies, and Spare Parts	411,227
1658	Rawa'e' Al-Bayt for Importing Clothing, Textiles, and Leather Products	409,708
1659	Al-Khalil Al-Dawliya for Iron Industries	409,385
1660	Al-Libya Al-Asriya for Importing Medicines, Medical Equipment, Preparations, and Mother & Child Supplies	408,688
1661	Al-Maham for Importing Foodstuffs	408,294
1662	Al-'Usami Factory for Paint Manufacturing	407,834
1663	Dar Al-Khams for Printing and Packaging Materials and Paper Products Manufacturing	407,658
1664	Ishada for Importing Clothes, Textiles, and Shoes (Limited Liability)	407,629
1665	Al-Yaqout Group for Importing Electrical, Non-Electrical Devices, Spare Parts, and Electronic Devices	406,650
1666	Al-Wajha Al-Dawliya for Importing Electronics	400,296
1667	Otor Al-Sanoubar for Importing Cleaning and Cosmetics Materials	397,762
1668	North Africa Al-Dawliya for Electrical, Non-Electrical Devices, and Spare Parts	396,638
1669	Alfa for Importing Stationery and Office Supplies	394,992
1670	Al-Joud Al-Dawliya Al-Haditha for Importing Foodstuffs, Livestock, and Meat	394,820
1671	Al-Arjun for Importing Foodstuffs, Livestock, and Meat	394,063
1672	Al-Niyazik Al-Dhahabiya for Importing Foodstuffs, Livestock, Meat, and Fresh Fruits	394,063
1673	Al-Shamia Al-Awia for Importing Medical Equipment, Medicines, Preparations, and Mother & Child Supplies	392,218
1674	Naseem Al-Dawliya for Importing Foodstuffs	391,230
1675	Al-Bariq for Importing Building Materials	389,941
1676	Sarh Misrata for Importing Means of Transport and Accessories	388,800
1677	Al-Majmoo'a Al-Faniya Al-Haditha for Programming and Maintenance of Control Rooms and Machinery (Limited)	386,680
1678	Al-Sani' Al-Ra'i' for Importing Workshop and Factory Equipment	386,280
1679	Khubara Al-Taqiya for Importing Communications Devices and Computers	385,615
1680	Al-Tahadan for Importing Books and Stationery	385,567
1681	Al-Jeel Al-Qadim for Importing Medicines and Medical Equipment	385,439
1682	Sama Libya Al-Jadida for Importing Foodstuffs and Fresh Fruits	384,120
1683	Al-Tasami for Importing Medicines, Medical Equipment, Preparations, and Mother & Child Supplies	383,956
1684	Al-Muthallath for Electrical Industries	383,921
1685	Lammat Al-Ikhwa for Importing Foodstuffs	383,642
1686	Al-Alyaf Al-Dawliya for Importing Electrical, Non-Electrical Devices	380,013
1687	Na'eem Biladi for Importing Foodstuffs	378,677

1688	Al-Tarabot Al-Dawliya for Wood Industries	375,603
1689	Al-Diyafa Al-Libya for Food and Beverage Manufacturing	375,425
1690	Al-Qayrawan Al-Jadid for Importing Furniture	374,750
1691	Marmer Libya for Importing Foodstuffs	374,100
1692	Al-Tabi'a Al-Safiya for Food Industries	372,500
1693	Abra Al-Muhitat for General Contracting and Real Estate Investment	370,185
1694	Al-Manar Al-Jadid Group for Importing Means of Transport and Accessories	368,959
1695	Al-Hadaf for Paper Industries	368,925
1696	Al-Azm for Importing Equipment, Medicines, Medical Preparations, and Mother & Child Supplies	368,314
1697	Al-Noor Al-Jadid for Importing Foodstuffs, Livestock, and Meat	368,205
1698	Bir Hazwa for Importing Foodstuffs, Livestock, and Meat	367,500
1699	Bayt Al-Salam Al-Haditha for Importing Electrical, Electronic Devices, and Household Materials	366,546
1700	Al-Alama Al-Riyadiya for Importing Sports Supplies	366,414
1701	Al-Ittihad Al-Arabi Factory for Doors and Windows (Aluminum)	365,400
1702	Safeena Al-Ghitha for Importing Foodstuffs	364,800
1703	Al-Daffa Al-Ariqa for Importing Clothes, Textiles, and Leather Products	363,936
1704	Al-Maw'id Al-Jadid for Importing Foodstuffs	363,251
1705	Sallat Al-Ghitha Al-Mumayaz for Importing Foodstuffs, Fruits, Livestock, and Meat	361,800
1706	Jabal Nafusa for Importing Medical and Industrial Gases	360,490
1707	Al-Sabah Al-Khadra for Importing Agricultural Supplies and Machinery	360,000
1708	Al-Jawhara Al-Tijariya Al-Jadida for Importing Foodstuffs	357,307
1709	Al-Nama Factory for Engineering Industries	355,240
1710	Al-Salalah for Importing Agricultural Machinery, Supplies, and Spare Parts	355,030
1711	Al-Dhahabiya for Glass Manufacturing	354,514
1712	Al-Jaraba for Importing Cleaning and Cosmetics Materials	352,921
1713	Al-Huda for Plastic Bags Manufacturing (Limited Liability)	352,104
1714	Lamssa for Food Industries	352,000
1715	Al-Isra Al-Haditha for Importing Foodstuffs, Livestock, and Meat	350,651
1716	Al-Andalus Home for Importing Furniture	350,100
1717	Bin Suleiman for Importing Carpets and Furnishings	349,062
1718	Ittihad Al-Azyaa for Importing Clothes, Leather Goods, and Accessories	348,725
1719	Bin Al-Nahrain for Importing Foodstuffs	348,056
1720	Al-Saqiya for Importing Agricultural Machinery, Supplies, and Spare Parts	347,126
1721	Al-Buraq Al-Dawliya for Importing Means of Transport, Oils, and Accessories	346,792

1722	Bir Ahkim for Importing Furniture and Furnishings	345,502
1723	Aseel Al-Khair for Importing Foodstuffs	343,098
1724	Al-Ghitha Al-Libi for Importing Foodstuffs, Livestock, and Meat	341,040
1725	Sumatra for Importing Cleaning Materials, Cosmetics, Perfumes, and Scents	340,397
1726	Aetheran Al-Dawliya for Importing Foodstuffs	340,181
1727	Al-Teryaq Al-Dawiya for Importing Medical Equipment, Medicines, Medical Preparations, and Mother & Child Supplies	339,197
1728	Watan Al-Majd for Importing Mother & Child Supplies and Medical Products	339,040
1729	Al-Noor for Importing Foodstuffs	338,250
1730	Al-Mara'i Al-Awla for Importing Foodstuffs, Livestock, and Meat	337,747
1731	Al-Hadaf Group for Manufacturing and Packaging Building Materials (Part of Al-Tadamon Holding)	337,500
1732	Al-Tabadul Al-Hurr for Importing Foodstuffs (Limited)	335,928
1733	Al-Bunyan Al-Aali for Manufacturing Doors and Windows (Steel, Aluminum, and P.V.C)	335,807
1734	Disan Al-Dawliya for Importing Foodstuffs, Livestock, and Meat	335,760
1735	Al-Sahm Al-Mudi' for Electrical and Electronic Industries and Accessories	335,540
1736	Al-Ittijah Al-Awal for Importing Agricultural Supplies	335,373
1737	Miyar Benghazi for Importing Foodstuffs	334,955
1738	Al-Majd Factory for Plastic Bags Manufacturing	334,560
1739	Al-Waleed for Importing Foodstuffs, Livestock, and Meat	333,070
1740	Rukan Al-Khair for Importing Foodstuffs, Livestock, and Meat	330,862
1741	Nibras Al-Bina' Al-Hadith for Importing Building and Sanitary Materials and Accessories	329,979
1742	Al-Mutawakkil for Plastic Manufacturing	328,900
1743	Al-Hulool Al-Tibbiya for Importing and Installing Medical Equipment and Labs	327,658
1744	Al-Rawi for Importing Agricultural Machinery, Supplies, and Spare Parts	326,794
1745	Al-Methali Al-Hadith for Importing Electrical, Non-Electrical Devices, and Spare Parts	326,570
1746	Adwaa Bab Al-Madina for Importing Electrical, Non-Electrical Devices, and Spare Parts	321,843
1747	Al-Malak Al-Jadid for Importing Foodstuffs, Fresh Fruits, Vegetables, Livestock, and Meat	321,300
1748	Jawaher for Importing Building, Ceramic, and Sanitary Materials	321,082
1749	Al Raed for Importing Means of Transport and Accessories (Part of Badr Group Holding)	321,081
1750	Eitran for Importing Cars and Spare Parts	320,614
1751	Al-Sawab Al-Munir for Importing Electrical and Non-Electrical Devices and Spare Parts	320,597
1752	Sehtak Pharma for Importing Medical Equipment, Medicines, Preparations, and Mother & Child Supplies	320,571
1753	Al-Burj Al-Azraq for Importing Means of Transport and Accessories	319,048

1754	Benaa Al-Ghad for Importing Building and Sanitary Materials and Accessories	318,796
1755	Al-Intima' Al-Hadhari for Importing Building and Sanitary Materials and Accessories	317,500
1756	Al-Rayan Al-Dawliya Al-Awla for Importing Building Materials	317,200
1757	Al-Sahari Al-Jadida for Iron Industries	316,943
1758	Al-Wasiya for Importing Foodstuffs, Meat, Poultry, and Frozen Products	314,491
1759	Al-Awasel for Contracting and Real Estate Investment	313,853
1760	Tameer Al-Mabani for Importing Building and Sanitary Materials and Accessories	313,848
1761	Ayadi Al-Ruwwad for Filling and Packaging Detergents	311,000
1762	Al-Shati' for Information Systems	310,741
1763	Dhahab Ozer for Importing Foodstuffs, Livestock, and Meat	309,766
1764	Al-Isnad for Importing Means of Transport and Accessories	309,330
1765	A'nab for Importing Foodstuffs	309,000
1766	Anwar Misrata for Importing Foodstuffs, Meat, and Livestock	308,100
1767	Al-Sharq Al-Jayed for Importing Electrical, Non-Electrical Devices, and Others	304,217
1768	Al-Shahid Al-Mumayaz for Importing Foodstuffs	302,000
1769	Al-Safrani Group for Manufacturing Doors and Home Furniture	301,705
1770	Al-Qala Al-Haditha for Importing Foodstuffs	301,520
1771	Al-Ittijahat for Mills and Animal Feed	301,298
1772	Barqa for Importing Agricultural Supplies	300,671
1773	Al-Mahri Al-Saree' for Transport Services	300,000
1774	Naseem Al-Raihan for Importing Electrical and Electronic Devices	299,934
1775	Abha Food for Importing Foodstuffs, Fresh Fruits, Livestock, and Meat	299,831
1776	Qimmat Al-Hadaf for IT and Telecommunications	299,700
1777	Aslanta for Importing Electronic Devices	299,695
1778	Al-Buraq Al-Awal for Importing Generators, Electrical Devices, Non-Electrical Devices, and Spare Parts	299,489
1779	Al-Misan Al-Dawliya for Importing Electrical and Electronic Devices	299,400
1780	Sama Al-Riyada for Importing Foodstuffs and Fresh Fruits	299,376
1781	Al-Itqan for Aluminum and P.V.C Manufacturing	298,274
1782	Al-Bu'd Al-Tase' for IT and Communications	298,246
1783	Candy for Importing Foodstuffs, Livestock, and Meat	297,970
1784	Al-Sunbula Al-Muttahida Al-Awla for Importing Foodstuffs	297,500
1785	Al-Tawafuq Al-Arabi for Importing Foodstuffs, Livestock, and Meat	297,500
1786	Sana Al-Barq for Importing Electrical Generators and Spare Parts	296,300
1787	Boulhiya for Importing Stationery and Supplies	294,988

1788	Al-Obour Al-Taqni for Importing Electrical, Non-Electrical, and Electronic Devices and Accessories	294,950
1789	Al-Najma Al-Ariqa for Importing Raw Materials	294,580
1790	Al-Rayan Al-Fakher for Importing Foodstuffs	293,930
1791	Al-Waha for Importing Medicines, Medical Equipment, and Preparations	293,518
1792	Alam Al-Qartasiya for Importing Books and Stationery	293,020
1793	Al-Hayat Al-Tibbi for Importing Medicines, Medical Supplies, and Mother & Child Supplies	292,400
1794	Al-Mutakhasis Factory for Aluminum Doors and Windows Manufacturing	290,904
1795	Al-Fonoun Al-Haditha for Importing Electrical and Electronic Devices	290,004
1796	Tibesti International for Importing Electrical Materials and Spare Parts	289,866
1797	Noor Libya Al-Hurra for Importing Books and Stationery	289,800
1798	Al-Fursan Al-Awla for Importing Clothing, Textiles, and Leather Products	289,800
1799	Noor Libya Al-Hurra for Importing Books and Stationery	289,800
1800	Ghout San Vaz for Food Industries	289,475
1801	North Libya for Importing Oil Equipment	288,806
1802	Al-Jadwa Al-Dawliya for Importing Clothes, Textiles, and Leather Products	288,329
1803	Abeer Al-Watan for Building Materials Manufacturing	288,250
1804	Al-Intilaqah Al-Jadida Factory for Metal Industries	287,800
1805	Al-Ayadi Al-Dhahabiya for Iron Industries	285,600
1806	Al-Mu'tamad Al-Thani for Importing Electrical and Household Devices	285,299
1807	Al-Shaheen for Importing Veterinary Medicines	285,006
1808	Al-Najah Al-Dawliya for Importing Electronic Devices, Conveyors, Spare Parts, and Accessories	285,000
1809	Kido for Importing Clothes and Textiles	285,000
1810	Al-Daleel Pharma for Importing Medicines and Medical Equipment	284,506
1811	Libya Baytna for Importing Building and Sanitary Materials and Accessories	283,532
1812	Al-Ittihad for Plastic Industries (Joint Stock)	279,225
1813	Siraj Al-Optimal for Importing Means of Transport and Accessories	278,984
1814	Danube for Importing Medicines, Preparations, and Mother & Child Supplies	278,500
1815	Adwaa Akakus for Importing Foodstuffs	277,465
1816	Al-Sahm Al-Lami' for Importing Building and Sanitary Materials	276,438
1817	Al-Kawakib Al-Haditha for Importing Foodstuffs, Livestock, and Meat	276,000
1818	Jam Factory for Manufacturing Food Containers of All Types	275,798
1819	Al-Safnat Al-Asliya for Importing Means of Transport and Accessories	275,309
1820	Al-Fahd Group for Importing Foodstuffs, Meat, and Livestock	275,012
1821	Cactus for Electronic Financial Services	275,000

1822	Al-Huqool Al-Khadra for Importing Agricultural Equipment and Supplies	274,875
1823	Al-Usul Al-Libiya for Importing Agricultural Supplies, Equipment, Fertilizers, and Pesticides	274,733
1824	Al-Morouj Al-Samiya for Importing Medicines, Medical Preparations, and Mother & Child Supplies	274,674
1825	Al-Tamayyuz Al-Arabi for Importing Building and Sanitary Materials and Accessories	274,632
1826	Ishada Al-Dawliya for Importing Toys, Sports, and Recreational Equipment	271,223
1827	Al-Dafniya Al-Haditha for Iron Industries	270,700
1828	Al-Zahaa for Importing Foodstuffs	270,682
1829	Ghazala Al-Khair for Importing Foodstuffs	270,157
1830	Barqo for Importing Livestock and Meat of All Types	270,000
1831	Al-Fath for Importing Agricultural Supplies	269,540
1832	Al-Sahn Al-Fiddi Al-Dhahabi for Importing Foodstuffs, Livestock, and Meat	269,495
1833	Na'eem Biladi for Importing Foodstuffs	269,314
1834	New Silk Road for Importing Clothing, Textiles, and Leather Products	268,850
1835	Al-Faniya for Importing Medical Equipment	268,250
1836	Al-Sarh Al-Tibbi for Importing Medical Equipment and Supplies	267,068
1837	Dads for Mills, Animal Feed, and Rice Mills	266,673
1838	Kilda for Importing Medicines, Medical Devices, and Mother & Child Supplies	266,066
1839	Al-Dafniya Group for Importing Heavy Machinery, Equipment, Accessories, and Spare Parts	263,500
1840	Al-Karam for Importing Cleaning Materials	262,736
1841	Al-Inara Al-Bayda for Importing Electrical Materials and Spare Parts	262,412
1842	Mafaza Africa for Importing Means of Transport and Accessories	262,178
1843	Noor Al-Sharq for Importing Foodstuffs, Livestock, and Meat	261,713
1844	Al-Dabbous Factory for Paper Industries	261,617
1845	Mutawassit Al-Qara for Importing Building and Sanitary Materials	261,400
1846	Al-Tawfiq Group for Investment and Tourism Services	259,804
1847	Qataf Al-Masiyah for Iron Industries	259,468
1848	Giga for Telecommunications and Technology (Limited Liability)	259,089
1849	Al Rukn Al-Jadid for Importing Building and Sanitary Materials	256,740
1850	Al-Tali'a Al-Bahira for Importing Building and Sanitary Materials and Accessories	255,312
1851	Al-Nahda Factory for Manufacturing Prefabricated Houses	255,000
1852	Al-Jeel Al-Qadim for Importing Electrical, Non-Electrical Devices, Spare Parts, and Electronics	254,880
1853	Al-Alamiya Factory for Marble	254,556
1854	Al-Qamar for Importing Seeds, Agricultural Supplies, and Spare Parts	254,083
1855	Ghidha Al-Awafi for Importing Foodstuffs, Livestock, and Meat	252,276

1856	Al-Yaqeen Al-Mumayaz for Importing Foodstuffs, Livestock, and Meat	251,999
1857	Al-Manar for Food Industries	251,986
1858	Al-Afriqiya Printing Press	251,453
1859	Latafa for Importing Foodstuffs, Livestock, and Meat	251,200
1860	Al-Aryaf Al-Libiya for Importing Cars, Spare Parts, and Accessories	250,550
1861	Al-Fadaiyat for Importing Electronic Devices	250,000
1862	Al-Rabee' Al-Awla for Importing Medicines and Medical Equipment	248,339
1863	Al-Kanar for Importing Means of Transport and Accessories	247,773
1864	Al-Namaraq Al-Mithaliya for Importing Furniture	247,550
1865	Al-Abrar Al-Hadith for Importing Means of Transport and Accessories	247,219
1866	Al-Qamar Noor for Importing Foodstuffs	244,000
1867	Mawazin Al-Khair Al-Jadida for Manufacturing and Packaging Foodstuffs	242,713
1868	Zad Al-Aseel for Importing Foodstuffs	242,620
1869	Al-Maseera Al-Kubra for Importing Foodstuffs	242,459
1870	Al-Qimma Al-Muttahida for Importing Agricultural Machinery, Supplies, and Spare Parts	242,451
1871	Al-Sadah for Oil Services	242,275
1872	Al-Ufuq for Telecommunications and IT	242,069
1873	Al-Alam Al-Mutajaddid Al-Dawliya for Importing Foodstuffs, Livestock, and Meat	241,240
1874	Al-Riyada Al-Kubra for Importing Modern Cars	241,157
1875	Azdo for Importing Medical Equipment, Medicines, Medical Preparations, and Mother & Child Supplies	240,724
1876	Ta'ir Al-Salam for Importing Agricultural Machinery, Supplies, and Veterinary Vaccines	240,626
1877	Tasnim Al-Ghidha for Importing Foodstuffs (LLC)	240,538
1878	Bab Al-Hurriya for Importing Workshop Equipment	240,088
1879	Namaraq Al-Khair for Importing Decorative Items, Hardware, and Cleaning Materials	239,058
1880	Abwab Al-Mustaqbal for Importing Building Materials	239,000
1881	Shorouq Misrata for Manufacturing Metal Structures and Mobile Homes	237,223
1882	Al-Jazeera Al-Dawliya for Importing Clothing, Textiles, and Leather Products	237,200
1883	Strain for Importing Electrical, Non-Electrical Devices, Spare Parts, and Electronics	237,067
1884	Al-Kobalt for Iron Industries and Metal Forming	236,937
1885	Rawa'e Al-Ibtikar for Importing Foodstuffs	236,918
1886	Title for Importing Factory and Workshop Equipment and Supplies	236,709
1887	Al-Itaa for Importing Electrical, Non-Electrical Devices, Spare Parts, and Electronics	236,500
1888	Asas Al-Alamiya for Importing Decorative Items, Hardware, and Cleaning Materials	236,349
1889	Al-Ru'ya Al-Raqmiya for Importing Foodstuffs, Livestock, and Meat	236,250

1890	Al-Mas Al-Jadid for Importing Foodstuffs, Meat, and Livestock	235,749
1891	Al-Inmaa' Al-Hadith for Manufacturing Glass, Aluminum, and P.V.C	235,675
1892	Al-Usul Al-Da'ima for Importing Carpets, Moquette, and Furniture	234,842
1893	Ain Dawara for Importing Foodstuffs	234,744
1894	Al-Jadid Al-Libiya Al-Alamiya for Importing Foodstuffs	234,360
1895	Al-Amal Al-Libiya for Importing Raw Materials	234,078
1896	Al-Jazeera for Importing Foodstuffs, Livestock, and Meat	234,040
1897	Al-Mumtaz for Importing Paints and Equipment	233,213
1898	Al-Majdoub Factory for Manufacturing Car Exhaust Parts	233,140
1899	Adwaa Al-Kristal for Importing Electrical, Non-Electrical Devices, and Spare Parts	232,845
1900	Al-Hadaf Al-Sami for Importing Household and Electrical Materials	232,646
1901	Taj Al-Shifa Al-Alamiya for Importing Medicines, Medical Equipment, Preparations, and Mother & Child Supplies	232,300
1902	Al-Alamiya Al-Haditha for Importing Building and Sanitary Materials	231,639
1903	Aden for Metal Industries	229,920
1904	Akakus Libya for Electromechanical Services	229,581
1905	Al-Mithaliya Al-Haditha for Importing Medicines and Medical Equipment	226,784
1906	Al-Watad Al-Muttahida for General Contracting and Real Estate Investment	225,706
1907	Jibal Kordofan for Importing Foodstuffs, Livestock, and Meat	225,700
1908	Al-Rahba Al-Haditha for Manufacturing Electrical, Non-Electrical, Household Devices, Electronics, and Decorative Materials	225,000
1909	North Africa for Importing Medicines and Medical Equipment (LLC)	224,883
1910	Al-Adwaa for Importing Building and Sanitary Materials and Accessories	223,740
1911	Al-Amal for Importing Medicines and Medical Equipment	222,426
1912	Al-Itaa' for Manufacturing Cardboard and Plastic	221,496
1913	Al-Qabas Al-Dawliya for Importing Electrical Devices, Materials, Wires, and Switches	220,994
1914	Al-Hilal Al-Sina'i for Iron Industries	220,724
1915	Al-Noor for Grinding Grains and Rice Milling	219,965
1916	Sama Al-Andalus Joint Stock for Importing Perfumes and Decorative Materials	219,915
1917	Al-Mudi for Importing Household and Electrical Materials	219,076
1918	Al-Imkanat for Importing Electrical, Non-Electrical Devices, Spare Parts, and Electronics	218,900
1919	Al-Dawliya Al-Haditha for Importing Means of Transport and Accessories	218,608
1920	Al-Khamasiyat Factory for Manufacturing Plastic Bags	217,800
1921	Foton Libya for Importing Clothing	216,902

1922	Al-Sanwan Al-Jadid for Importing Foodstuffs, Livestock, and Meat	216,760
1923	Delta United First for Importing Medicines, Medical Preparations, and Mother & Child Supplies	216,475
1924	Safi Al-Mutajaddida for Importing Mother & Child Supplies	216,450
1925	Wahat Al-A'sima for Importing Foodstuffs	214,770
1926	Al-Mina for Importing Medical Equipment	214,600
1927	Al-Aseel Factory for Manufacturing Aluminum and PVC Doors and Windows	213,812
1928	Talin for Manufacturing PVC, Aluminum, Stainless Steel, and Glass (LLC)	213,642
1929	Dar Al-Bunyan for Importing Decorative Materials and Building Materials	212,759
1930	Awafi Al-Khair for Importing Medical Equipment, Medicines, Medical Preparations, and Mother & Child Supplies	212,440
1931	Noor Al-Ittissalat for Importing Electronic and Electrical Devices and Accessories	212,000
1932	Qasr Al-Fan for Importing Furniture	212,000
1933	Al-Alamiya Al-Kubra Al-Haditha for Importing Medicines and Medical Equipment	211,531
1934	Janat Al-Jadida for Importing Foodstuffs, Livestock, and Meat	210,816
1935	Amal Al-Tabi'a for Importing Agricultural Machinery, Supplies, and Spare Parts	210,531
1936	Al-Inaya Al-Mustaqbaliya for Importing Medical Supplies and Equipment	210,135
1937	Al-Nahda Al-Mumayyaza for Importing Medicines, Medical Preparations, and Mother & Child Supplies	210,004
1938	Al-Sahel for Paper Manufacturing	209,940
1939	Al-Tanmia for Importing Building and Sanitary Materials and Accessories	209,295
1940	Prestige for Importing Building and Sanitary Materials	208,679
1941	Al-Quwa Al-Zarqa for Importing Welding Supplies and Workshop Equipment	207,449
1942	Al-Hilal Al-Hadith for Importing Building Materials	206,250
1943	Nasa'em Beauty for Importing Cosmetics and Personal Care Materials	205,840
1944	Darat for Importing Foodstuffs, Livestock, and Meat	205,000
1945	La'throon for Manufacturing Cosmetics and Household Chemicals	204,100
1946	Al-Tadawul for Financial and Electronic Brokerage (Joint Stock)	204,068
1947	Al-Arabiya for Importing Building and Sanitary Materials and Accessories	204,000
1948	Al-Liyaqa Al-Ra'ida for Importing Foodstuffs, Livestock, and Meat	203,730
1949	Qasr Al-Manara for Importing Furniture	202,418
1950	Jibal Al-Safwa for Importing Building and Sanitary Materials and Accessories	202,261
1951	Al-Kahraman Al-Munir for Importing Electrical, Non-Electrical Devices, and Spare Parts	201,288
1952	Al-Shorouq Al-Ra'ida for Importing Foodstuffs, Livestock, and Meat	201,204
1953	Bayader Al-Ni'ma for Food Industries	200,450

1954	Wahiba & Partners for Importing Foodstuffs, Livestock, and Meat	200,211
1955	Al-Fanos Al-Wataniya for Importing Household and Electrical Materials	200,155
1956	Taj Libya for Importing Medicines and Medical Equipment	199,438
1957	Al-Jawda Al-Libiya for Food Industries	198,959
1958	Sana for Manufacturing Wooden and Metal Furniture of All Types	198,827
1959	Al-Nafahat for Importing Foodstuffs	198,310
1960	Libico for Importing Foodstuffs, Livestock, and Meat	197,675
1961	Majmu'at Matla' Al-Fajr for Importing Electrical, Non-Electrical Devices, Spare Parts, and Electronics	197,288
1962	Bayt Al-Dawa for Importing Medicines and Medical Equipment	196,264
1963	Al-Dardafi Factory for Manufacturing Corrugated Sheets	196,000
1964	Al-Delta Al-Dawliya for Importing Household and Electrical Materials	195,043
1965	Rukab Al-Falak for Importing Foodstuffs, Livestock, and Meat	195,000
1966	Fresh for Importing Foodstuffs, Livestock, and Meat	195,000
1967	Jabal Akakus for Furniture Manufacturing	192,604
1968	Shajarat Al-Dikor for Importing Building and Sanitary Materials and Accessories	191,928
1969	Techno Labda Factory for Aluminum, PVC, and Suspended Ceilings	191,355
1970	Asia Al-Mustaqbal for Importing Building and Sanitary Materials	191,092
1971	Al-Ghazala Factory for Manufacturing Paints and Putty	188,102
1972	Al-Hana Al-Haditha for Importing Furniture	186,000
1973	Sanabel Al-Andalus for Importing Foodstuffs	185,768
1974	Arkan Al-Madina for Importing Furniture	185,580
1975	Royal United for Importing Electrical, Non-Electrical Devices, and Spare Parts	184,737
1976	Al-Wafir for Food Industries	183,600
1977	Dar Al-Joud for Importing Generators, Spare Parts, Electrical Materials, and Electronics	180,777
1978	Dar Al-Khalil for Medical Services	180,389
1979	Al-Hana Al-Da'im for Importing Foodstuffs, Livestock, and Meat	180,000
1980	Al-Fayhaa Al-Alamiya for Importing Medicines, Medical Equipment, Preparations, and Mother & Child Supplies	180,000
1981	Al-Tadamun Al-Arabi for Food Industries	179,480
1982	Al-Mukhtar for Manufacturing Confectionery and Food	179,447
1983	Al-Jawhara Al-Libiya Al-Lami'a for Importing Building and Sanitary Materials and Accessories	178,145
1984	Al-Amwaj Al-Haditha for Importing Building and Sanitary Materials and Accessories	177,045
1985	A'mar for Iron and Corrugated Sheet Industries	176,350
1986	Al-Ghosn Al-Fiddi for Importing Foodstuffs	175,850

1987	Al-Khaleej for Manufacturing Insulating Panels	175,800
1988	Abr Al-Alam for Iron, Wood, and Furniture Industries	174,899
1989	Al-Salama Al-Mihaniya for Importing Safety Equipment, Road, and Environmental Supplies	174,610
1990	Al-Omran Al-Sati' for Importing Building, Sanitary Materials, and Raw Materials	173,600
1991	Royal for Furniture, Kitchens, Carpentry, and Decoration	173,028
1992	Al-Raya for Importing Laboratories and Medical Labs	172,994
1993	Bawwabat Al-Jabal for Importing Foodstuffs, Livestock, and Meat	172,883
1994	Al-Imtiaz Al-Markaziya for Feed Manufacturing	171,935
1995	Al-Manakh Al-Sharqi for Importing Foodstuffs	171,465
1996	Nakheel Zliten for Asphalt and Insulating Materials Manufacturing	171,000
1997	Serene Medical for Importing Medical Equipment and Mother & Child Supplies	170,335
1998	Al-Madina Al-Jadida Al-Awla for Importing Electrical Devices, Spare Parts, and Accessories	170,277
1999	Al-Fursan Al-Dawliya for Importing Factory and Workshop Equipment and Supplies	169,884
2000	Jazirat Al-Al'ab for Importing Sports, Recreational Equipment, and Games	167,750
2001	Tabekt for Importing Electrical and Household Materials	167,388
2002	Al-Saqi for Bottling and Packaging Water, Oils, Beverages, and Foodstuffs	167,200
2003	Al-Safwa Al-Mudhila for Importing Cleaning Materials	165,780
2004	Al-Khaleej Al-Hadith for Manufacturing Aluminum and PVC	163,455
2005	Al-Dar Al-Alamiya for Managing Entertainment Services	162,521
2006	Al-Nada for Manufacturing Dairy and Derivatives	162,299
2007	Al-Shahin Al-Abyad for Importing Building Materials	160,242
2008	Al-Joud for Importing Medical Equipment	160,000
2009	Al-Dhafra for Importing Foodstuffs, Livestock, and Meat	159,662
2010	Al-Rahila Al-Awla for Importing Foodstuffs, Fresh Fruits, and Meat	159,539
2011	Al-Taqni Al-Libi for Oil and Engineering Services	159,500
2012	Al-Kafi for Importing Medicines, Medical Equipment, and Mother & Child Supplies	159,348
2013	Al-Doroub Tibb for Importing Medical Equipment, Medicines, and Mother & Child Supplies	158,250
2014	Sahraa Libya for Importing Cars and Spare Parts	158,213
2015	Lajhar for Importing Foodstuffs	157,006
2016	Aslak for Importing Electrical, Non-Electrical, Household Devices, and Spare Parts	155,351
2017	Majmu'at Al-Qimma for Importing Building Materials	155,181
2018	Al-Mizan Al-Dhahabi for Importing Building and Sanitary Materials and Accessories	155,000
2019	Al-Amal Al-Mutaliq for Manufacturing PVC and Aluminum Doors and Windows	154,871
2020	Yashfin for Importing Medical Equipment, Medicines, Medical Preparations, and Mother & Child Supplies	153,585

2021	Akakus Al-Janoub for Importing Electronics	153,025
2022	Afaq Group for Mills, Feed, and Rice Mills	152,650
2023	Al-Mazaq Al-Akhir for Importing Foodstuffs, Fruits, and Vegetables	152,567
2024	Na'am Al-Ghad for Importing Clothing, Textiles, and Leather Products	152,153
2025	Al-Muheet Al-Taqni for Importing Computers and Accessories	151,751
2026	Al-Masa Al-Dhahabiya for Importing Medicines, Medical Equipment, Preparations, and Mother & Child Supplies	151,613
2027	Al-Tijara Al-Wataniya for Importing Cars and Spare Parts	151,550
2028	Al-Shorouq Al-Alamiya Al-Awla for Importing Foodstuffs, Livestock, and Meat	151,265
2029	Al-Binaa Al-Rasikh for Importing Building and Sanitary Materials and Accessories	149,851
2030	Ithmar for Importing Agricultural Pesticides	149,781
2031	Oya for Manufacturing Electrical Materials	149,520
2032	Misk Al-Ghaba for Importing Foodstuffs and Livestock	148,696
2033	Thasis for Manufacturing Marble and Granite	148,671
2034	Qanawat Al-Taqni for IT and Telecommunications	148,460
2035	Al-Shumoos Factory for Manufacturing Aluminum and PVC Doors and Windows	146,984
2036	Al-Imtiaz Al-Dawliya for Plastic and Paper Industries	146,860
2037	Al-Mu'tamadun Al-Awla for Importing Cleaning Materials	145,960
2038	Adwaa Al-Khaleej for Importing Agricultural Supplies and Veterinary Medicines	145,941
2039	Rukza for Importing Electrical and Non-Electrical Materials	145,785
2040	Qimma Mazaya for Plastic Industries	145,000
2041	Al-Kanz Al-Tibbia for Importing Medicines and Medical Equipment	144,680
2042	Al-Marjan for Manufacturing Packaging Materials	144,499
2043	Al-Risala for Importing Medicines and Medical Equipment	143,867
2044	Exir Al-Siha for Importing Medicines and Medical Equipment	143,460
2045	Zain Al-Jawahir for Importing Foodstuffs	143,345
2046	Ithmar for Importing Agricultural Machinery, Supplies, and Spare Parts	142,914
2047	Al-Zad Al-Tayyib Al-Mumayaz for Food Industries	142,884
2048	Al-Hulool Al-Da'imah for Importing Agricultural Supplies and Equipment	142,112
2049	Al-Karam for Importing Foodstuffs	141,990
2050	Al-Thaqil Al-Dawliya for Importing Means of Transport and Accessories	141,536
2051	Badr Al-Noor for Importing Foodstuffs	141,227
2052	Jabal Al-Hadid for Importing Workshop and Factory Equipment	141,088
2053	Al-Shafaq Al-Ahmar for Importing Means of Transport and Accessories	140,563

2054	Bin Khawla for Importing Electronic Devices, Accessories, and Spare Parts	140,072
2055	Benghazi Energy Solutions	140,071
2056	Al-Ataa Al-Raqi for Importing Clothing, Textiles, and Leather Products	140,000
2057	Al-Amal for Manufacturing Plastics and Derivatives	140,000
2058	Frasin for Importing Foodstuffs	139,557
2059	Al-Nukhba Al-Mudi'a for Importing Building and Sanitary Materials and Accessories	139,404
2060	Al-Ibram for Importing Foodstuffs	139,254
2061	Sanwan for Electrical and Electromechanical Works	139,020
2062	Marai Al-Jibal for Importing Foodstuffs	138,600
2063	Al-Fayd for Importing Building and Sanitary Materials and Accessories	138,499
2064	Al-Hawafir Al-Dhahabiya for Importing Agricultural Machinery and Spare Parts	137,991
2065	Alam Al-Kimya for Importing Raw Materials	137,280
2066	Dar Al-Arqam for Printing, Publishing, and Distribution	137,208
2067	Jabal Nafusa for Importing Raw Materials	136,174
2068	Al-Zain Al-Hadith for Importing Building and Sanitary Materials and Accessories	135,040
2069	Babel Al-Khair for Importing Foodstuffs, Fruits, and Meat	135,000
2070	Al-Bab Al-Awsat for Importing Foodstuffs	135,000
2071	Bayt Al-Ta'am for Importing Foodstuffs	133,005
2072	Al-Shihab Al-Lami' for Importing Medical Equipment, Medical Preparations, and Mother & Child Supplies	132,955
2073	Zad Al-Wataniya for Food Industries	132,600
2074	Al-Masdar Al-Hadith for Importing Stationery and Office Supplies	132,370
2075	Aryaf Al-Mutawassit for Importing Car Spare Parts	132,017
2076	Amasi for Importing Foodstuffs	132,000
2077	Ajyad for Importing Building Materials	131,739
2078	Rubia for Importing Medical Equipment and Supplies	131,721
2079	Al-Burdi for Manufacturing Fine and Toilet Paper	131,553
2080	Al-Tatweer Al-Wataniya for Contracting and Real Estate Investment	130,000
2081	Al-Rawwas Al-Haditha for Manufacturing Building Materials	129,372
2082	Al-Amthal for Importing Medicines, Medical Equipment, Preparations, and Mother & Child Supplies	128,777
2083	Jet for Importing Building and Sanitary Materials (Jet Holding)	128,760
2084	Al-Hasad for Poultry, Agricultural, and Livestock Production	127,848
2085	Dar Al-Saboun for Manufacturing Cleaning Materials	127,663
2086	Al-Yaqout for Plastic Industries (Al-Madina Misrata Holding)	127,215
2087	Al-Muqtadir Al-Alamiya for Importing Foodstuffs, Livestock, and Meat	126,796

2088	Miftah Al-Aman for Importing Safes, Keys, and Locks	126,543
2089	Al-Tawfiqiya Al-Libiya for Importing Various Means of Transport and Accessories	125,544
2090	Azyaa Bin Ashour for Importing Clothing, Textiles, and Leather Products	125,000
2091	Rabwa Al-Gharb for Importing Foodstuffs	123,636
2092	Al-Muttahida for Importing Toys and Sports Equipment	122,925
2093	First for Importing Electrical, Non-Electrical Devices, Spare Parts, and Electronics	122,011
2094	Al-Muthallath for Manufacturing PVC and Aluminum	122,010
2095	Diyar Al-Khair Al-Amira for Importing Foodstuffs	121,440
2096	Al-Ibtisama Al-Safiya for Importing Medical Equipment	121,370
2097	Al-Rawasi Al-Khadra for Importing Agricultural Supplies	121,200
2098	Al-Aman International Group for Importing Medicines and Medical Equipment	120,157
2099	Al-Yaqout Al-Azraq for Importing Building and Sanitary Materials	120,123
2100	Al-Asala Al-Da'ima for Manufacturing Marble and Granite	120,000
2101	Al-Amwaj Al-Azraq Al-Awla for Importing Foodstuffs	120,000
2102	Royal for Importing Perfumes, Decorative Materials, and Cleaning Materials	118,760
2103	Al-Bayraq Al-Dawliya for Producing Concrete Mixes	118,750
2104	Al-Ta'awon Al-Bina for Importing Building and Sanitary Materials and Accessories	118,015
2105	Al-Anzima Al-Kahraba'iya Al-Mutakaddima for IT, Telecommunications, and Security Systems	117,198
2106	Al-Wasilat for Importing Generators, Electrical, and Electronic Devices	117,154
2107	Azhar Al-Rabi' for Manufacturing Paper Napkins	117,040
2108	Al-Amir for Importing Foodstuffs	116,400
2109	Alwan Al-Mutawassit for Importing Building, Sanitary Materials, and Accessories	116,342
2110	Aris Al-Dawiya for Importing Medicines and Medical Equipment	115,795
2111	Al-Wafa Al-Safi for Importing Cars, Machines, and Spare Parts	115,191
2112	Al-Majra Al-Jadida for Importing Electronic Devices, Spare Parts, Accessories, and Mobile Devices	114,480
2113	Al-Mukhtar for Insurance	114,334
2114	Al-Janah Al-Lami' for Importing Cleaning, Decorative Materials, and Hardware	114,050
2115	Al-Inma'a Al-Zira'i for Importing Agricultural Machinery, Supplies, and Spare Parts	114,036
2116	Al-Zaj for Glass and Aluminum Works	113,664
2117	Al-Muheet Al-Jadid for Importing Foodstuffs	113,314
2118	Jawhara Qarji for Importing Foodstuffs, Livestock, and Meat	112,700
2119	Al-Hadaf Medical Group for Importing Medicines and Medical Equipment	112,655
2120	Ensiyab for Importing Heavy Pumps, Supplies, and Spare Parts	112,351
2121	Al-Qarya for Importing Foodstuffs	111,548

2122	Majmu'at Mudhila for Importing Decorative Materials, Perfumes, and Hardware	111,171
2123	Trista for Food Industries	110,997
2124	Al-Ahramat for Manufacturing Marble (Joint Stock)	110,983
2125	Al-Madina Misrata Factory for Manufacturing Paints and Putty	110,450
2126	Al-Ayqona Al-Jadida for Manufacturing Hangars and Prefab Homes	110,100
2127	Qimmat Al-Jabal for Importing Perfumes, Decorative Materials, and Cosmetics	109,859
2128	Salem Factory for Manufacturing Plastic Tools	109,650
2129	Al-Hurouj Al-Libiya for Importing Means of Transport and Accessories	108,378
2130	Al-Juhd Al-Muthmir for Manufacturing PVC	108,275
2131	Al-Afdal Al-Dhahabi Al-Hadith for Importing Furniture and Sanitary Materials	107,300
2132	Jawhara Al-Sahel Al-Libiya for Importing Foodstuffs, Livestock, and Meat	106,139
2133	Al-Mazar' Al-Haditha for Importing Agricultural Machinery, Supplies, and Spare Parts	104,400
2134	Al-Muttahid for Logistic Services	104,266
2135	Al-Ta'awon Al-Da'im International for Importing Clothing, Textiles, and Leather Products	104,000
2136	Al-Shaqiq for Importing Agricultural Machinery, Supplies, and Spare Parts	103,960
2137	Al-Mumayaz Al-Aseel for Importing Building and Sanitary Materials and Accessories	102,700
2138	Al-Qawarir Al-Lami'a for Importing Household Items, Electrical, Non-Electrical Devices, and Spare Parts	102,030
2139	Jibal Al-Himalaya Factory for Manufacturing Marble	102,000
2140	Al-Meeza Al-Alamiya for Importing Building Materials	101,005
2141	Al-Imtiaz Al-Da'im for Manufacturing Foam	100,800
2142	Al-Yamen for Importing Electrical Devices and Materials, and Spare Parts	100,740
2143	Al-Raqi Al-Awla for Importing Furniture	100,500
2144	Rabea Al-Mustaqbal for Importing Building and Sanitary Materials and Accessories	100,300
2145	Al-Ikhaa Al-Libi Al-Awla for Importing Foodstuffs, Livestock, and Meat	100,100
2146	Al-Majd Al-Areeq for Importing Household Electrical Devices	100,000
2147	Tarsin Al-Awla for Importing Furniture	97,732
2148	Al-Duha Benghazi Factory for Manufacturing Aluminum	97,646
2149	Lamsa Malak for Importing Foodstuffs	96,180
2150	Al-Qutoof Al-Khadra for Importing Agricultural Machinery, Supplies, and Spare Parts	96,091
2151	Atlas Al-Dawli for Importing Building and Sanitary Materials and Accessories	94,950
2152	Al-Haris Al-Dawli for Importing Carpets and Upholstery	94,678
2153	Al-Oud Al-Tayyib for Importing Decorative Materials, Hardware, and Cleaning Materials	94,636
2154	Al-Najm Al-Munfarid for Importing Furniture and Accessories	94,600
2155	Darghouth for Importing Medicines and Medical Equipment	93,673

2156	Al-Fusool Al-Zahiya for Importing Foodstuffs (Limited)	92,893
2157	Alama Al-Sharq for Importing Foodstuffs, Livestock, and Meat	92,387
2158	Nuwa Al-Nakhla for Importing Foodstuffs, Livestock, and Dairy Products	92,190
2159	Al-Ikhwa Al-Muta'aliqoon Al-Awla for Importing Foodstuffs	91,915
2160	Ansam Al-Andalus for Importing Medicines, Medical Preparations, and Mother & Child Supplies	91,875
2161	Nahj Al-Khair for Importing Foodstuffs, Livestock, and Meat	91,264
2162	Lin Al-Alamiya for Importing Foodstuffs	90,671
2163	Alam Al-Kamaliyat for Importing Cars and Spare Parts	90,660
2164	Nawar for Food Industries	90,300
2165	Al-Wasl Al-Dawliya for Building and Sanitary Materials (Limited)	89,856
2166	Al-Mashriq for Manufacturing Building Materials	88,920
2167	Tobakts Libya Factory for Manufacturing Plastic Pipes	87,615
2168	Al-Imad Al-Ali for General Contracting	87,557
2169	Dunya Al-Siha for Importing Medicines, Medical Preparations, and Mother & Child Supplies	87,235
2170	Al-Umma for Importing Aluminum	86,749
2171	Al-Isnad Al-Filahi for Importing Agricultural Pesticides	86,125
2172	Al-Tayyib for Manufacturing Animal Feed	86,050
2173	Al-Fawaris for Importing Cars and Spare Parts	85,599
2174	Mateen for Manufacturing Seats and Educational, Office, and Home Equipment	85,360
2175	Al-Mutajaddid Al-Zahir for Importing Building and Sanitary Materials	84,651
2176	Al-Aseel Al-Mumayaz for Importing Electrical Devices and Materials	84,469
2177	Ramadan Fathi Ali Al-Arqat Factory for Manufacturing Textile Machinery	82,000
2178	Al-Manakh Al-Jadid for Importing Electrical, Non-Electrical Devices, and Spare Parts	81,800
2179	Al-Wajha Al-Alamiya for Importing Building Materials	81,600
2180	Al-Kawader for Importing Building and Sanitary Materials (Al-Bustan Holding)	81,342
2181	Usul for Manufacturing Detergents and Cleaning Materials	80,394
2182	Suqoor Africa for Importing Medical Equipment, Medicines, Preparations, and Mother & Child Supplies	80,050
2183	Sallat Al-Ghitha for Importing Foodstuffs	80,040
2184	Al-Qala'a Factory for Manufacturing Plastic	80,000
2185	Strin for Plastic Industries	80,000
2186	Duroob Al-Mutawassit for Importing Building and Sanitary Materials and Accessories	79,976
2187	Aswad Tobakts for Importing Foodstuffs	79,801
2188	Al-Yasmin Al-Jadida for Importing Cleaning Materials	79,478

2189	Al-Wasila for Importing Building and Insulating Materials	79,444
2190	Rama International for Importing Building and Sanitary Materials and Accessories	79,411
2191	Al-Aqar Al-Libiya Al-Haditha for Importing Household Electrical Devices	78,524
2192	Al-Siyah Al-Mumayaz for Importing Foodstuffs and Livestock	78,348
2193	Shorouq Libya for Manufacturing Plastics	77,811
2194	Alam Al-Ibda'a for Importing Raw Materials, Paint, and Plastic Containers	77,600
2195	Al-Imtiaz for Importing Cleaning Materials	76,754
2196	Nawara Al-Sharq for Importing Foodstuffs	76,500
2197	Shams for Manufacturing Metal Works and Prefab Homes	76,336
2198	Al-Alam Al-Alami for Air Transport	75,335
2199	Al-Safwa Al-Ra'ida for Plastic Industries	74,660
2200	Beta Polymer for Chemical Industries	74,316
2201	Al-Naba' Al-Safi Factory for Bottled Drinking Water	74,037
2202	Al-Taqniyat Al-Haditha Al-Awla for Importing Agricultural Machinery, Supplies, and Accessories	73,542
2203	Al-Alam Al-Muttahid for Technology Systems	73,330
2204	Wud for Importing Diapers and Paper Towel Supplies	73,072
2205	Al-Reef Al-Akhdar for Importing Foodstuffs, Livestock, and Meat	72,441
2206	Liptus for Importing Household and Electrical Materials	72,342
2207	Al-Hadaf Al-Ra'ida for Importing Means of Transport and Accessories	72,304
2208	Al-Wiqaayah Al-Mumayaza for Importing Medical Equipment, Medical Preparations, and Mother & Child Supplies	71,880
2209	Nada Tripoli for Importing Foodstuffs, Livestock, and Meat	71,676
2210	Al-Ain Plus for Plastic Industries	70,690
2211	Al-Masdar Al-Jadid for Importing Rollers and Industrial Equipment	70,461
2212	Al-Ibriq Al-Dhahabi for Importing Household Materials	70,165
2213	Al-Bawadi Al-Jadida for Importing Agricultural Machinery and Supplies	69,681
2214	Al-Tasahil for Importing Medical Equipment, Medicines, Medical Preparations, and Mother & Child Supplies	69,638
2215	Al-Saraha Al-Dawliya for Importing Means of Transport and Accessories (Limited)	69,460
2216	Al-Naja' Water for Mineral Water	69,089
2217	Alam Al-Bunyan Al-Hadith for Importing Building and Sanitary Materials	68,938
2218	Al-Baraka for Insurance (Joint Stock)	68,667
2219	Al-Mawaqid for Installing and Maintaining Central Heating	68,616
2220	Al-Mukhtar Al-Mithaliyya for Importing Means of Transport and Accessories	68,216

2221	Al-Nassajoon Al-Libiyoona for Manufacturing Carpets and Mats	67,470
2222	Al-Zi Al-Watani for Importing Foodstuffs, Livestock, and Meat	67,415
2223	Al-Ta'awon Al-Raqi for Importing Building and Sanitary Materials and Accessories	67,349
2224	Al-An'am for Importing Veterinary Medicines, Equipment, and Preparations	66,537
2225	Al-Tatawwur Al-Zira'i for Importing Agricultural Supplies	66,290
2226	Al-Khibraat Al-Mumtaza for Importing Foodstuffs	66,213
2227	Aras for Importing Building and Sanitary Materials and Accessories	65,972
2228	Alpha for Chemical Industries	65,750
2229	Al-Alamiya Al-Mutawwara for Importing Foodstuffs	65,641
2230	Al-Burj Al-Munir for Importing Building Materials	65,200
2231	Al-Shu'aa Al-Libi for Importing Foodstuffs	64,500
2232	Al-Majd Al-Dhahabiya for Importing Means of Transport and Accessories	64,101
2233	Mersin for Importing and Packaging Foodstuffs	64,000
2234	Saraya Rumaysa for Importing Cars and Spare Parts	63,691
2235	Al-Hayat Al-Mubtakira Al-Mumayaza for Importing Electrical and Household Devices	63,133
2236	Al-Hilal Factory for Manufacturing Plastics	62,730
2237	Marmer Libya Al-Awla for Importing Building and Sanitary Materials and Accessories	60,868
2238	Al-Tamur Al-Wataniya for Importing Foodstuffs, Livestock, and Meat	60,612
2239	Athaal Al-Dawliya for Importing Medicines, Medical Equipment, and Mother & Child Supplies	60,356
2240	Al-Saif Al-Muhand for Importing Foodstuffs, Livestock, and Meat	59,939
2241	Alayaf Libya for Manufacturing Fiberglass	59,312
2242	Al-Kristal for Manufacturing and Assembling Electrical and Electronic Materials	59,200
2243	A'mar Al-Aqariya for Importing Building Materials	59,188
2244	Afif for Importing Means of Transport, Spare Parts, Oils, Lubricants, Tires, and Accessories	59,013
2245	Al-Saraha for Importing Computers and Electronics	58,850
2246	Al-Tabi'a for Food Industries	58,404
2247	Al-Wifaq for Importing Means of Transport and Accessories	58,301
2248	Afnan Al-Shajar Al-Akhdar for Importing Foodstuffs	56,065
2249	Al-Asala Al-Tijariya for Importing Electronic Devices, Accessories, Spare Parts, and Electrical Materials	55,417
2250	Suhool Al-Qardabiya for Importing Foodstuffs	55,352
2251	Al-Qusoor Al-Zira'iyah for Importing Agricultural Supplies and Spare Parts	55,220
2252	Al-Jawhara Al-Bayda for Food Industries	55,020
2253	Bab Al-'Asima for Importing Building and Sanitary Materials and Accessories	54,900
2254	Al-Nukhba for Importing Sports Equipment, Entertainment Equipment, and Toys	53,430

2255	Al-Rahba Al-Jadida for Importing Foodstuffs	53,217
2256	Al-Bustan Al-Ghitha'i for Importing Foodstuffs (LLC)	53,172
2257	Al-Nahda for Importing Building and Sanitary Materials and Accessories	52,719
2258	Arghan for Importing Medicines, Medical Preparations, and Mother & Child Supplies	51,826
2259	Labda for Manufacturing Cleaning Materials	51,800
2260	Al-Ru'ya Al-Sati'a for Importing Sanitary Materials	51,756
2261	Kanz Al-Ard for Importing Means of Transport and Accessories (Limited Liability)	51,240
2262	Beirut Al-Haditha for Importing Cleaning Materials	51,236
2263	Al-Qawafil Al-Libiya Al-Muttahida for Importing Building and Sanitary Materials and Accessories	50,652
2264	Zahra Al-Bayt for Importing Furniture	50,176
2265	Mazaya Al-Bayt for Importing Household Materials, Electrical and Non-Electrical Devices	50,016
2266	Joud for Importing Building, Sanitary, and Electrical Materials	50,000
2267	Taybat Libya Al-Dawliya for Importing Foodstuffs, Livestock, and Meat	50,000
2268	Basriyat Tripoli for Importing Optics and Accessories	49,747
2269	Afaq Al-Lami'a for Importing Foodstuffs, Livestock, and Meat	48,150
2270	Al-Sail Al-Khair for Importing Tea and Foodstuffs	47,880
2271	Al-Meezan Factory for Manufacturing Floor Tiles	47,624
2272	Al-Majmu'a Al-Mumayaza Al-Haditha for Importing Foodstuffs, Livestock, and Meat	47,500
2273	Al-Dahiya for Mills and Animal Feed	47,500
2274	Ansam Al-Tayyib for Importing Perfumes and Cleaning Materials	46,144
2275	Al-Ma'ida Al-Tayyiba for Importing Foodstuffs, Livestock, and Meat	45,754
2276	Al-Safqa Al-'Adila for Importing Tires, Accessories, and Components	45,362
2277	Ruwad Al-Salam for Importing Household, Electrical, and Electronic Materials	44,408
2278	Mizran for Importing Electrical and Non-Electrical Devices and Spare Parts	43,466
2279	Al-Qimma Al-Alamiya for Electrical Services	42,600
2280	Al-Nahr for Importing Agricultural Equipment and Supplies	41,729
2281	Rama Factory for Engineering Industries	40,823
2282	Al-Dahanat Al-Muttahida for Importing Building and Sanitary Materials and Accessories	40,481
2283	Ram Al-Awla for Importing Decorative Materials, Hardware, and Cleaning Materials	40,204
2284	Tripolis for Insurance Brokerage and Reinsurance Services	39,749
2285	Al-Sharara for Importing Building and Sanitary Materials	39,658
2286	Al-'Unfwan for Importing Foodstuffs, Livestock, and Meat	39,408
2287	Al-Masar Al-Fiddi for Importing Household, Electrical, and Electronic Materials and Accessories	38,250
2288	Jabal Lubnan for Importing Cleaning Materials	35,456

2289	Al-Mutajar Al-Libi for Importing Furniture	35,324
2290	Jibal Al-Atlas for Plastic Industries	35,000
2291	Victoria Al-Haditha for Importing Swimming Pools, Saunas, and Fountains	33,448
2292	Noor Al-Salam for Importing Electrical and Non-Electrical Materials, Spare Parts, and Devices	32,190
2293	Abu Fares & Partners for Iron Industries	31,960
2294	Al-Mukhtar Al-Hadith for Importing Building and Sanitary Materials and Accessories	31,669
2295	Wadi Libya for Importing Foodstuffs and Fresh Fruits	31,610
2296	Al-Shihabi for Importing Foodstuffs, Livestock, and Meat	31,500
2297	Barniq Al-Haditha for Importing Garden Equipment and Agricultural Machinery	31,122
2298	Al-Qudra Al-Alamiya for Technical Equipment	31,000
2299	Farm for Importing Agricultural Machinery, Supplies, and Spare Parts	30,807
2300	Bahr Al-Samah for Importing Building and Sanitary Materials	29,640
2301	Al-Bariq Al-Dhahabi for Importing Cleaning and Decorative Materials	29,008
2302	Al-'Alamiya Al-Mutawwara Group for Importing Means of Transport and Accessories	27,950
2303	Al-Reef Al-Libi for Importing Agricultural Machinery, Supplies, and Spare Parts	27,572
2304	Al-Rubyan for Salt Industries	27,254
2305	Al-Tilal for Manufacturing Paper and Printing Supplies	25,630
2306	Zad Al-Bayt for Importing Foodstuffs	24,324
2307	Al-Mutajar Al-Libi for Importing Hardware and Decorative Materials	23,883
2308	Al-Tifl Al-Jadid for Importing Medicines, Medical Preparations, and Mother & Child Supplies	22,013
2309	Al-Thiqa Afdal Al-Jawda for Importing Mother & Child Supplies	21,850
2310	Al-Ustoora Al-Asliya for Importing Decorative Materials, Hardware, and Cleaning Materials	19,500
2311	Al-Jawhara Al-Naqiya for Importing Cleaning Materials	18,032
2312	Al-Mansoura for Importing Furniture	17,704
2313	Al-Ibda'a Al-Dawliya Al-Haditha for Importing Office and Home Furniture	16,500
2314	Libyana for Insurance	15,293
2315	Al-Mutawakkil for Manufacturing Animal Feed and Grinding Grains	12,750
2316	Masayi Al-A'mar for Importing Building and Sanitary Materials	11,820
2317	Al-Ittihadiya for Insurance (Joint Stock)	7,365

Accepted Coverage Requests
According to Goods or Services - Private Sector
During (01/01 - 30/09/2025)

"Descending order"

Order.	Goods or Services	Value in USD
1	Production and Operation Supplies	2,861,859,469
2	Miscellaneous Food Commodities	2,534,525,381
3	Building Materials and Construction Supplies	1,050,870,609
4	Machinery and Equipment	749,355,133
5	Transportation, tires, batteries and spare parts	705,022,107
6	Electronic Equipment	574,393,158
7	Feeds	501,123,654
8	Human Medicines	401,653,255
9	Live and frozen meat	334,527,226
10	Agricultural	324,987,477
11	Household and Household Electrical	247,731,456
12	Essential Commodity Production Requirements	237,645,587
13	Cleaning Materials	161,639,208
14	Milk, diapers and baby food	125,107,506
15	Burniq Air requests	108,488,555
16	Airlines Transfers	102,956,997
17	Milk	84,880,054
18	ICT Services	78,799,935
19	Tobacco of all kinds	68,357,958
20	Clothing and Shoes	66,502,993
21	Cleaning Materials	64,886,136
22	Agricultural	56,844,221
23	Furniture	49,662,125

24	Cheeses	46,197,516
25	Miscellaneous	37,313,561
26	Hygienic materials	35,943,411
27	Various navigational services	32,995,475
28	Stationery	32,847,868
29	Iron and steel factory operating requirements	32,190,686
30	Medical	28,535,158
31	Fruits and Vegetables	17,084,084
32	Importing a Gold Commodity	15,939,281
33	Butter	10,723,754
34	Carpets and Textiles	7,266,729
35	Ghee	6,232,659
36	Veterinary Medicines	6,185,012
37	Salary transfers	4,718,566
38	Fish and Marines	4,353,310
39	Special requests for Libyan Wings Company	3,690,357
40	Libyan Express Transport Company	2,714,766
41	Insurance Companies Transfers	2,625,786
42	Other Goods	1,634,557
43	MedSky Airways Company requests	664,251
44	Oya Airways Company	647,618
45	Ghadames Airways Company	512,911
46	General Electricity Company Supplies	380,013
47	Training Courses Transfers	41,135
48	Insurance Companies Requests	29,600
49	Flight Tickets	23,874

Accepted Coverage Requests
According to Country of Origin - Private Sector
During (01/01 - 30/09/2025)

"Descending order"

Order.	Country of origins	Value in USD
1	Türkiye	3,139,621,178
2	China	1,682,946,129
3	Egypt	1,392,161,906
4	India	705,093,254
5	Russian Federation	552,419,507
6	Italy	397,466,015
7	Brazil	341,852,322
8	Tunisia	287,745,940
9	United Arab Emirates	274,596,579
10	Thailand	253,520,598
11	Ukraine	240,205,760
12	Germany	226,404,018
13	United States	206,429,138
14	France	174,912,948
15	Romania	170,326,563
16	Saudi Arabia	146,258,864
17	Argentina	130,258,166
18	Spain	125,512,450
19	Netherlands	124,138,737
20	Ireland	113,375,626
21	South Korea	84,187,491

22	Europe	82,065,105
23	Belgium	72,773,417
24	Indonesia	72,221,723
25	New Zealand	57,414,306
26	Japan	55,669,866
27	United Kingdom	50,842,218
28	Sri Lanka	47,927,376
29	Poland	47,461,986
30	Bulgaria	38,838,307
31	Jordan	38,110,172
32	Ecuador	37,458,521
33	Switzerland	33,980,016
34	Sweden	31,349,821
35	Serbia	30,297,402
36	Algeria	29,176,721
37	Austria	26,766,571
38	Viet Nam	26,240,142
39	Greece	23,573,194
40	Canada	19,306,919
41	Portugal	18,179,940
42	Morocco	17,887,435
43	Malta	16,703,007
44	Oman	16,437,456
45	Slovenia	15,605,529
46	Guatemala	15,429,340
47	Iraq	15,353,254
48	Denmark	14,771,654

49	Hungary	10,240,579
50	Lithuania	9,849,916
51	Syria	9,314,038
52	Oman	6,832,416
53	Finland	6,284,632
54	Slovakia	4,922,093
55	Cyprus	4,315,402
56	Colombia	4,304,040
57	Asia	3,849,457
58	Malaysia	3,444,761
59	Pakistan	3,321,555
60	Uruguay	2,560,200
61	Gabon	2,500,013
62	Bahrain	2,475,146
63	Cambodia	2,300,323
64	Mexico	2,268,163
65	Australia	2,187,683
66	Qatar	1,738,000
67	Lebanon	1,644,232
68	Costa Rica	1,623,608
69	South Africa	1,522,131
70	Taiwan	1,509,773
71	Equatorial Guinea	1,283,845
72	Singapore	1,141,111
73	Aruba	1,115,039
74	Bangladesh	1,099,363
75	Norway	976,080

76	Former Yugoslav Republic of Macedonia	936,995
77	Czech Republic	898,210
78	Ethiopia	663,098
79	Korea, North	497,860
80	Nigeria	462,409
81	Sant Marino	416,260
82	Monaco	407,931
83	Uganda	367,500
84	Namibia	344,819
85	Kenya	286,147
86	Bosnia and Herzegovina	276,667
87	Albania	274,300
88	Hong Kong S.A.R.	221,889
89	Kazakhstan	218,150
90	Croatia	208,945
91	Yemen	167,300
92	Mauritius	165,000
93	Kuwait	152,240
94	Turkmenistan	139,490
95	Philippines	117,198
96	Central African Republic	56,555
97	American Samoa	54,939
98	Tanzania	39,658
99	Sierra Leone	26,931
100	Estonia	13,461

Accepted Coverage Requests
According to Country of Origin - Private Sector
During (01/01 - 30/09/2025)

"Descending order"

Order.	Country of origins	Value in USD
1	United Arab Emirates	3,278,310,768
2	Türkiye	2,721,160,577
3	Egypt	1,314,676,338
4	Switzerland	538,963,715
5	China	519,155,276
6	United Kingdom	427,061,616
7	Italy	343,631,277
8	Tunisia	341,685,544
9	Spain	213,529,071
10	Thailand	165,847,019
11	Japan	159,251,804
12	Austria	148,966,215
13	Netherlands	123,040,596
14	Slovakia	102,627,586
15	Singapore	98,620,328
16	Jordan	96,828,438
17	France	89,593,321
18	South Korea	85,422,167
19	Germany	83,334,065
20	Saudi Arabia	64,890,180
21	Hong Kong S.A.R.	52,927,726

22	Belgium	50,859,734
23	Canada	45,932,607
24	New Zealand	44,990,926
25	Indonesia	44,825,534
26	India	43,800,174
27	Bahrain	42,569,004
28	Sri Lanka	41,109,466
29	Oman	40,099,972
30	Ukraine	39,887,325
31	Malta	39,650,259
32	Brazil	35,194,897
33	United States	34,408,311
34	Sweden	28,514,586
35	Algeria	27,969,596
36	Morocco	24,531,443
37	Cyprus	24,187,789
38	Ireland	22,164,788
39	Denmark	17,384,229
40	Poland	16,739,522
41	Greece	16,694,184
42	Hungary	16,467,592
43	Mauritius	16,302,854
44	Slovenia	15,839,099
45	Oman	14,155,266
46	Luxembourg	13,045,799
47	Ecuador	10,844,898
48	Australia	10,575,960

49	Portugal	10,014,094
50	Lithuania	8,578,900
51	Romania	8,449,258
52	Viet Nam	6,559,905
53	Russian Federation	5,822,500
54	Bulgaria	4,908,136
55	Pakistan	3,321,555
56	Finland	3,065,491
57	Korea, North	2,423,380
58	Malaysia	1,874,968
59	Qatar	1,738,000
60	Botswana	1,651,500
61	Argentina	1,454,424
62	Lebanon	1,375,765
63	South Africa	1,290,578
64	Georgia	1,207,125
65	Croatia	1,206,445
66	Serbia	1,161,039
67	Aruba	1,115,039
68	Liechtenstein	1,070,493
69	Andorra	970,084
70	Former Yugoslav Republic of Macedonia	936,995
71	Europe	732,274
72	Taiwan	693,733
73	Kenya	523,919
74	Nigeria	462,409
75	Czech Republic	353,651

76	Sant Marino	310,355
77	Bosnia and Herzegovina	276,667
78	Albania	274,300
79	Monaco	243,440
80	Iraq	210,004
81	Colombia	187,488
82	Kuwait	152,240
83	Gabon	110,063
84	Estonia	105,571
85	Saint Helena	100,000
86	American Samoa	54,939
87	Sierra Leone	51,570
88	Kazakhstan	4,400