

# Central Bank of Libya

## Commercial Banks' Uses of Foreign Exchange

During (1/1 - to 31/12/2025)



Research and Statistics Department

## Foreign Exchange Expenditures' Movement Analysis

From 1/1 – to 31 /12/2025

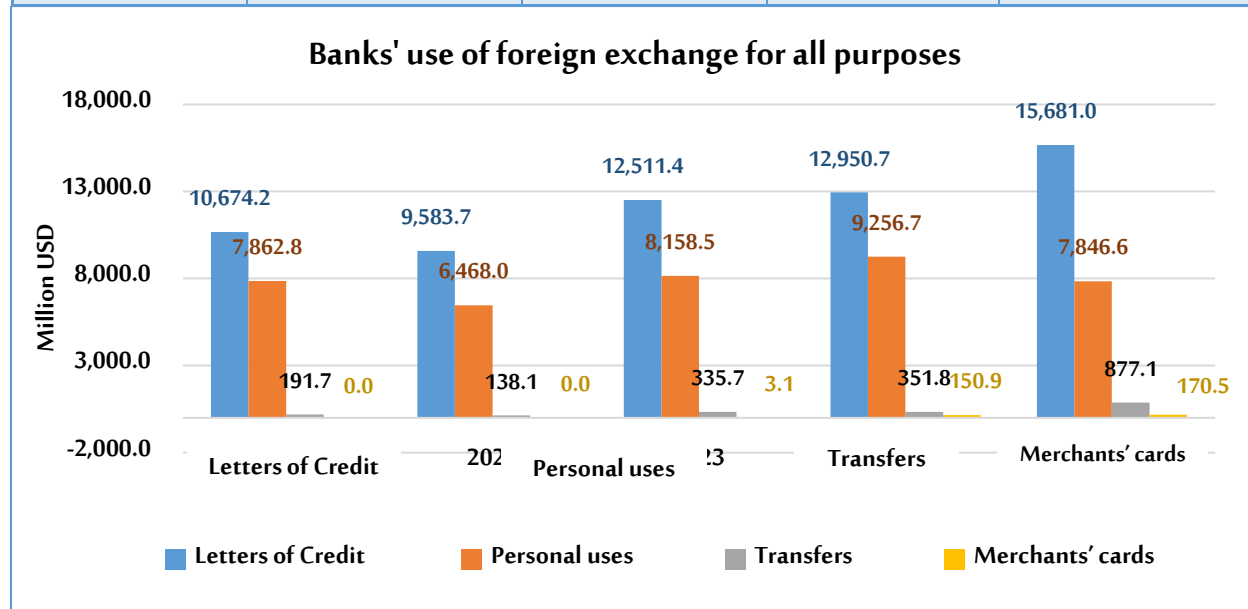
The total uses of foreign exchange by banks from 1/1 – to 31/12/2025 recorded to about \$24,575,108,802 compared to \$22,710,153,411 during the same period of 2024, which is an increase of about \$1,864,955,391 with a rate of 8.2%.

The letters of credit accounted for 63.8% of total bank uses of foreign exchange, personal purposes accounted for 31.9% of total bank uses of foreign exchange, while transfers accounted for only 4.3% of total uses.

### The actual banks' uses of foreign exchange for all purposes

" in USD "

| Item              | 2024                  | 2025                  | Change in value      | Percentage change |
|-------------------|-----------------------|-----------------------|----------------------|-------------------|
| Letters of Credit | 12,950,711,626        | 15,681,022,797        | 2,730,311,171        | 21.1              |
| Transfers         | 351,813,361           | 877,054,710           | 525,241,349          | 149.3             |
| Personal uses     | 9,256,707,379         | 7,846,578,059         | -1,410,129,320       | -15.2             |
| Merchants' cards  | 150,921,045           | 170,453,236           | 19,532,191           | 12.9              |
| <b>Total</b>      | <b>22,710,153,411</b> | <b>24,575,108,802</b> | <b>1,864,955,391</b> | <b>8.2</b>        |





### **Amounts sold to banks in foreign exchange for all purposes:**

In the context of monitoring the performance of banks operating in the local market with regard to the use of foreign currency, the table below shows the distribution of foreign currency sold by commercial banks during the period 1/1 – to 31/12/2025. According to the table below, it is clear that [Aman Bank for Trade and Investment](#) was the most bank purchased foreign exchange from 1/1 – to 31/12/2025 with a market share of 14.5%, as the total amounts of foreign exchange purchased was about \$3,793,948,336, followed by [National Commercial Bank](#) with a market share of 10.3%, as the total amounts of foreign exchange purchased was about \$2,541,189,535, then [Jumhouria Bank](#) was in the third place with a value of \$2,541,189,535. Then [Wahda Bank](#) was ranked in fourth place with a value of \$2,283,894,155, then [Nuran Bank](#) was in fifth place with a value of \$1,427,153,775. Then [North Africa Bank](#) was ranked in sixth place with a value of \$1,321,183,719.

The following banks come in terms of relative importance in order: [Libyan Islamic Bank](#), [Assaray Bank](#), [United Bank for Trade and Commerce](#), [Trade and Investment Bank](#), [Sahara Bank](#), and [Andalus Bank](#), as shown in the table below, which also contains the order in which banks were in the same period of 2024.

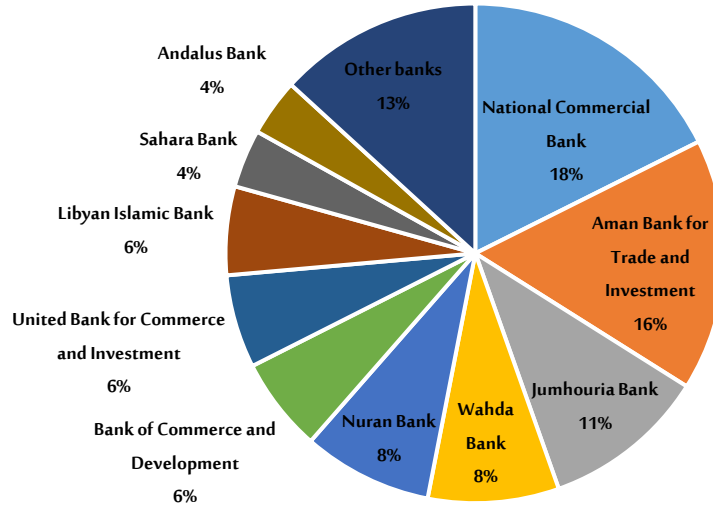
### Ranking of banks according to the total amounts sold of foreign exchange.

| Bank                                    | 2024     |                       |               | 2025     |                       |               |
|---|----------|-----------------------|---------------|----------|-----------------------|---------------|
|   | Order    | Value in USD          | Market Share  | Order    | Value in USD          | Market Share  |
| Aman Bank for Trade and Investment      | 2        | 3,706,678,719         | %16.3         | 1        | 3,793,948,336         | %15.4         |
| National Commercial Bank                | 1        | 4,001,331,745         | %17.6         | 2        | 2,541,189,535         | %10.3         |
| Jumhouria Bank                          | 3        | 2,415,696,911         | %10.6         | 3        | 2,408,387,214         | %9.8          |
| Wahda Bank                              | 4        | 1,927,174,736         | %8.5          | 4        | 2,283,894,155         | %9.3          |
| Nuran Bank                              | 5        | 1,905,915,339         | %8.4          | 5        | 1,427,153,775         | %5.8          |
| North African Bank                      | 11       | 780,230,400           | %3.4          | 6        | 1,321,183,719         | %5.4          |
| Libyan Islamic Bank                     | 8        | 1,302,330,302         | %5.7          | 7        | 1,288,835,669         | %5.2          |
| Assaray Trade and Investment Bank       | 12       | 669,050,750           | %2.9          | 8        | 1,253,263,607         | %5.1          |
| Bank of Commerce and Development        | 7        | 1,371,841,422         | %6.0          | 9        | 1,239,396,573         | %5.0          |
| United Bank for Commerce and Investment | 6        | 1,384,839,169         | %6.1          | 10       | 1,146,178,011         | %4.7          |
| Sahara Bank                             | 9        | 856,935,930           | %3.8          | 11       | 1,143,660,597         | %4.7          |
| Andalus Bank                            | 10       | 839,089,232           | %3.7          | 12       | 852,506,481           | %3.5          |
| Yaqeen Bank                             | 15       | 199,852,914           | %0.9          | 13       | 779,768,871           | %3.2          |
| Libyan Foreign Bank                     | 14       | 214,834,243           | %0.9          | 14       | 591,656,142           | %2.4          |
| Tadhamon Bank                           | 16       | 184,227,971           | %0.8          | 15       | 541,613,169           | %2.2          |
| First Gulf Libyan Bank                  | 13       | 582,892,636           | %2.6          | 16       | 530,483,457           | %2.2          |
| Mediterranean Bank                      | 18       | 123,767,270           | %0.5          | 17       | 389,901,331           | %1.6          |
| National Union Bank                     | 21       | 6,461,769             | %0.0          | 18       | 379,424,253           | %1.5          |
| Alwaha Bank                             | 17       | 182,344,356           | %0.8          | 19       | 298,933,251           | %1.2          |
| Arab Investment Islamic Bank            | 20       | 19,797,069            | %0.1          | 20       | 226,647,403           | %0.9          |
| Alwafa Bank                             | 19       | 34,860,529            | %0.2          | 21       | 126,382,907           | %0.5          |
| Islamic Finance Bank                    | -        | -                     | -             | 22       | 10,500,846            | %0.0          |
| Daman Islamic Bank                      | -        | -                     | -             | 23       | 199,503               | %0.0          |
| <b>Total</b>                            | <b>-</b> | <b>22,710,153,411</b> | <b>%100.0</b> | <b>-</b> | <b>24,575,108,802</b> | <b>%100.0</b> |



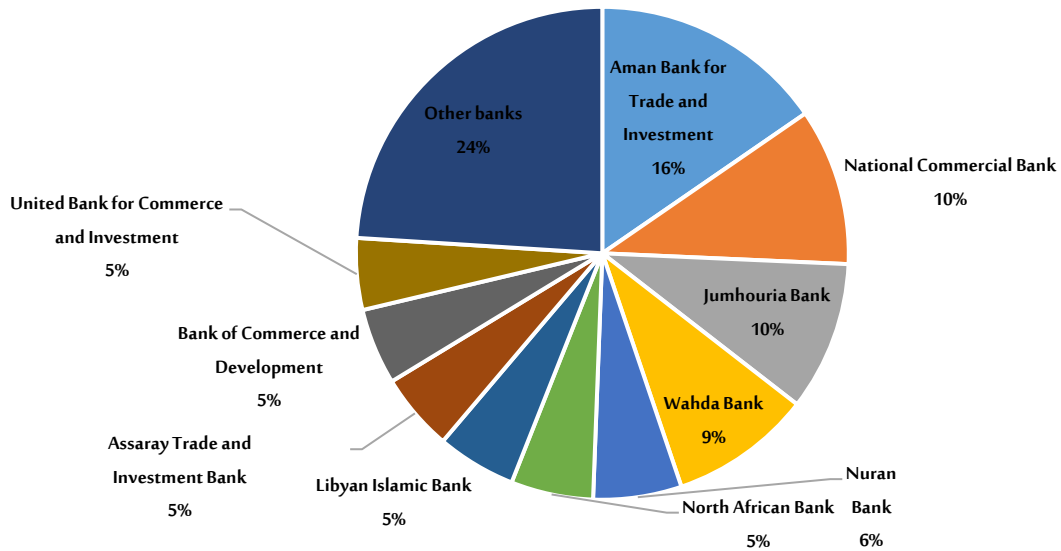
### Relative importance by bank for foreign exchange uses

2024



### Relative importance by bank for foreign exchange uses

2025





## Amounts sold to banks in foreign currency (according to the purpose)

“In Millions of USD”

| Order | Bank                                    | Letters of Credit     |                       | Miscellaneous Transfers |                    | Personal Purposes    |                      | Merchants' cards   |                    |
|-------|---|-----------------------|-----------------------|-------------------------|--------------------|----------------------|----------------------|--------------------|--------------------|
|       |   | 2024                  | 2025                  | 2024                    | 2025               | 2024                 | 2025                 | 2024               | 2025               |
| -1    | Aman Bank for Trade and Investment      | 1,130,290,792         | 1,199,139,575         | 1,884,034               | 14,168,061         | 2,501,540,400        | 2,478,066,700        | 72,963,493         | 102,574,000        |
| -2    | National Commercial Bank                | 2,614,290,837         | 1,481,979,639         | 2,484,707               | 1,024,896          | 1,348,456,200        | 1,055,085,000        | 36,100,000         | 3,100,000          |
| -3    | Jumhouria Bank                          | 1,458,218,607         | 1,812,036,494         | 7,769,904               | 1,619,181          | 942,663,400          | 594,646,540          | 7,045,000          | 85,000             |
| -4    | Wahda Bank                              | 973,297,775           | 1,378,258,536         | 9,896,061               | 362,559,133        | 943,980,900          | 542,276,485          | 0                  | 800,000            |
| -5    | Nuran Bank                              | 1,479,542,657         | 1,062,147,554         | 26,206,344              | 10,779,787         | 385,092,600          | 333,502,198          | 15,073,738         | 20,724,236         |
| -6    | North African Bank                      | 457,812,093           | 893,604,906           | 33,247,007              | 17,109,813         | 287,340,800          | 405,574,500          | 1,830,500          | 4,894,500          |
| -7    | Libyan Islamic Bank                     | 892,275,788           | 997,740,571           | 22,307,814              | 3,600,429          | 387,246,700          | 277,550,268          | 500,000            | 9,944,400          |
| -8    | Assaray Trade and Investment Bank       | 544,826,796           | 1,150,659,179         | 15,965,994              | 31,603,935         | 94,642,400           | 66,564,993           | 13,615,560         | 4,435,500          |
| -9    | Bank of Commerce and Development        | 625,505,722           | 718,682,373           | 0                       | 0                  | 745,605,200          | 515,219,200          | 730,500            | 5,495,000          |
| -10   | United Bank for Commerce and Investment | 586,514,894           | 567,926,313           | 81,736,675              | 65,488,998         | 715,177,600          | 511,510,700          | 1,410,000          | 1,252,000          |
| -11   | Sahara Bank                             | 458,445,309           | 787,827,084           | 21,155,120              | 48,374,712         | 377,275,500          | 306,608,800          | 60,000             | 850,000            |
| -12   | Andalus Bank                            | 703,270,917           | 718,918,736           | 14,168,719              | 4,240,145          | 121,649,596          | 129,347,600          | 0                  | 0                  |
| -13   | Yaqeen Bank                             | 16,283,903            | 497,383,158           | 1,059,710               | 27,608,337         | 181,922,300          | 251,988,875          | 587,000            | 2,788,500          |
| -14   | Libyan Foreign Bank                     | 134,958,943           | 445,970,477           | 79,273,800              | 145,685,665        | 601,500              | 0                    | 0                  | 0                  |
| -15   | Tadhamon Bank                           | 137,322,371           | 467,736,369           | 2,060,800               | 0                  | 44,844,800           | 73,876,800           | 0                  | 0                  |
| -16   | First Gulf Libyan Bank                  | 552,498,403           | 520,712,446           | 29,084,233              | 9,167,511          | 1,310,000            | 603,500              | 0                  | 0                  |
| -17   | Mediterranean Bank                      | 83,570,040            | 167,904,265           | 812,193                 | 5,473,566          | 38,379,783           | 203,013,400          | 1,005,255          | 13,510,100         |
| -18   | National Union Bank                     | 5,838,469             | 252,856,753           | 0                       | 125,000,000        | 623,300              | 1,567,500            | 0                  | 0                  |
| -19   | Alwaha Bank                             | 57,623,612            | 208,823,786           | 1,977,244               | 20,565             | 122,743,500          | 90,088,900           | 0                  | 0                  |
| -20   | Arab Investment Islamic Bank            | 19,074,068            | 223,123,930           | 723,001                 | 3,323,474          | 0                    | 200,000              | 0                  | 0                  |
| -21   | Alwafa Bank                             | 19,249,629            | 117,096,807           | 0                       | 0                  | 15,610,900           | 9,286,100            | 0                  | 0                  |
| -22   | Islamic Finance Bank                    | 0                     | 10,493,847            | 0                       | 6,999              | 0                    | 0                    | 0                  | 0                  |
|       | Daman Islamic Bank                      | 0                     | 0                     | 0                       | 199,503            | 0                    | 0                    | 0                  | 0                  |
|       | <b>Total Grand</b>                      | <b>12,950,711,626</b> | <b>15,681,022,797</b> | <b>351,813,361</b>      | <b>877,054,710</b> | <b>9,256,707,379</b> | <b>7,846,578,059</b> | <b>150,921,046</b> | <b>170,453,236</b> |

## Accepted banks' requests to cover Letters of Credit and transfers, except for personal purposes, from 1/1 – to 31/12/2025:

As part of monitoring the movement of foreign exchange demand through commercial banks, the number of beneficiaries (companies, factories, public and other entities, and foreign individual salaries) whose applications for letters of credit and various transfers (excluding personal purposes) were accepted during the period from 1/1 – to 31/12/2025, reached approximately 3,128 entities, with a total of 18,494 applications accepted.

Letters of credit accounted for the largest share of applications, amounting to 16,061 applications, representing 86.8% of the total accepted applications, as shown in the following tables:

### Number of accepted applications for foreign exchange purchase - by sectors

| Sectors                | Number of companies, factories, or entities |
|------------------------|---|
| Private Sector         | 2,990                                       |
| Public Sector          | 49  |
| Miscellaneous Entities | 89  |
| <b>Total</b>           | <b>3,128</b>                                |

### Number of accepted applications for foreign exchange purchases by type of transfer

| Transfer type        | Number of requests |               |                | Total         | Relative Importance % |
|----------------------|--------------------|---------------|----------------|---------------|-----------------------|
|                      | Private Sector     | Public Sector | Banking Sector |               |                       |
| Letters of Credit    | 15,786             | 265           | 10             | 16,061        | 86.8%                 |
| Airlines Transfers   | 1,580              | 60            | 38             | 1,678         | 9.1%                  |
| Commercial Transfers | 92                 | 210           | 8              | 310           | 1.7%                  |
| Other Transfers      | 21                 | 104           | 96             | 221           | 1.2%                  |
| Insurance Transfers  | 49                 | 83            | 0              | 132           | 0.7%                  |
| Salary Transfers     | 0                  | 0             | 71             | 71            | 0.4%                  |
| Industrial Transfers | 8                  | 2             | 0              | 10            | 0.1%                  |
| Gold Import Transfer | 11                 | 0             | 0              | 11            | 0.1%                  |
| <b>Total</b>         | <b>17,547</b>      | <b>724</b>    | <b>223</b>     | <b>18,494</b> | <b>100.0%</b>         |

## Major purchase orders for goods or services during the period

During the period (1/1 – 31/12/2025)

"Descending order"

| Order. | Good or Service                                  | Value in USD  | Relative Importance % |
|--------|--|---------------|-----------------------|
| 1      | Production and Operation Supplies                | 3,582,197,174 | 22.3%                 |
| 2      | Miscellaneous Food Commodities                   | 3,546,809,035 | 22.0%                 |
| 3      | Building Materials and Construction Supplies     | 1,560,647,860 | 9.7%                  |
| 4      | Transportation, tires, batteries and spare parts | 963,408,384   | 6.0%                  |
| 5      | Machinery and Equipment                          | 934,203,721   | 5.8%                  |
| 6      | Electronic Equipment                             | 835,227,654   | 5.2%                  |
| 7      | Feeds  | 651,938,294   | 4.1%                  |
| 8      | Human Medicines                                  | 581,490,043   | 3.6%                  |
| 9      | Agricultural                                     | 522,545,784   | 3.2%                  |
| 10     | Live and frozen meat                             | 397,438,726   | 2.5%                  |

## Banks' requests for letters of credit and transfers

**(By most important beneficiary countries)**

An analysis of the distribution of foreign exchange purchase requests submitted by the private sector through commercial banks revealed that 102 countries around the world benefited from these requests. The table below shows that 26.6% of total bank transfers covering letters of credit and various transfers during the period (1/1 - until 31/12/2025), were directed to the United Arab Emirates, which topped the list of beneficiary countries. Türkiye came in second with 23.3%, followed by Egypt with 9.9%, and China with 5.1%.

The following table lists the top ten countries that benefited from private sector foreign exchange requests during the indicated period.



## Banks' requests for letters of credit and transfers (according to the most important beneficiary countries)

During (1/1 – 31/12/2025)

| Order. | Beneficiary Country  | Value in USD  | Relative Importance % |
|--------|----------------------|---------------|-----------------------|
| 1      | United Arab Emirates | 4,280,594,647 | 26.6%                 |
| 2      | Türkiye              | 3,752,207,869 | 23.3%                 |
| 3      | Egypt                | 1,586,908,088 | 9.9%                  |
| 4      | China                | 826,404,131   | 5.1%                  |
| 5      | Switzerland          | 765,382,752   | 4.8%                  |
| 6      | United Kingdom       | 595,433,939   | 3.7%                  |
| 7      | Italy                | 547,992,483   | 3.4%                  |
| 8      | Tunisia              | 486,360,611   | 3.0%                  |
| 9      | Spain                | 268,448,696   | 1.7%                  |
| 10     | Austria              | 216,136,511   | 1.3%                  |

## Banks' requests for letters of credit and transfers

**(According to the most important countries of origin of goods or services)**

The table below shows the values of banks' foreign exchange orders by country of origin of goods or services during the period (1/1 - 31/12/2025) of the private sector. The goods and services of Turkish origin ranked first and accounted for 26.1% of the total accepted purchase orders, imports of goods and services of Chinese origin were second attributed to 14.3% of the total. While, goods and services of Egypt origin ranked third and accounted for 10.8%, and goods and services of Indian origin represented 5.6% and Russian origin accounted 5.2% of the total. The following table lists the top ten countries out of 110 countries worldwide that were the origin of the goods or services covered by foreign currency purchase requests during the specified period.



## Banks' requests for letters of credit and transfers

(According to the most important countries of origin of goods or services)

During (1/1 – 31/12/2025)

| Order. | Country of origins   | Value in USD  | Relative Importance % |
|--------|----------------------|---------------|-----------------------|
| 1      | Türkiye              | 4,202,706,804 | 26.1%                 |
| 2      | China                | 2,303,515,873 | 14.3%                 |
| 3      | Egypt                | 1,741,400,094 | 10.8%                 |
| 4      | India                | 903,626,006   | 5.6%                  |
| 5      | Russian Federation   | 830,469,548   | 5.2%                  |
| 6      | Italy                | 581,872,454   | 3.6%                  |
| 7      | Brazil               | 420,422,907   | 2.6%                  |
| 8      | Tunisia              | 418,092,019   | 2.6%                  |
| 9      | United Arab Emirates | 396,594,887   | 2.5%                  |
| 10     | Ukraine              | 378,270,038   | 2.4%                  |



## Appendices

**Accepted Coverage Requests**  
**List of all Companies and Factories**  
**During (01/01 - 31/12/2025)**

**"Descending order"**

| Order. | Country of origins   | Value in USD |
|--------|--|--------------|
| 1      | Waad Libyan Company for Cement and Building Materials  | 177,045,000  |
| 2      | Toyota Libya Company for Car Trading, Spare Parts, Import and Export                         | 172,237,750  |
| 3      | Al-Naseem Company for Food Industries  | 138,970,834  |
| 4      | Al-Jawda Al-Alamiyah Al-Oula Company for Feed Manufacturing, Flour Mills and Food Industries | 136,173,682  |
| 5      | Berniq Airlines  | 124,078,050  |
| 6      | Libyan Almotahida Company for Beverage Bottling  | 121,146,636  |
| 7      | Africa Company for Beverage Bottling   | 119,917,223  |
| 8      | Wadi Al-Kuf Company for Mills, Feed and Rice Mills   | 119,627,183  |
| 9      | Al-Jabal Company for Feed Manufacturing  | 101,603,458  |
| 10     | Al-Imtiaz Group Company for Importing Various Means of Transport and Accessories             | 99,263,890   |
| 11     | Basmati Company for Food Industries  | 89,764,464   |
| 12     | Al-Wissam Al-Dhahabi Company for Flour Manufacturing and Rice Mills                          | 86,076,001   |
| 13     | Bashayer Al-Zahraa Company for Food and Soft Drink Manufacturing                             | 85,540,963   |
| 14     | Al-Jayed Company for Importing Foodstuffs  | 82,225,784   |
| 15     | Nabdh Al-Atlasi Company for Importing Foodstuffs, Livestock and Meat                         | 80,315,473   |
| 16     | Libyan Cement Company for Building Materials Manufacturing                                   | 79,828,566   |
| 17     | Al-Diqa Al-Dhahabiya Company for Food Industries   | 78,041,556   |
| 18     | Aali Sidra Company for Building Materials Manufacturing                                      | 77,736,410   |
| 19     | Al-Sindan Al-Mutalaq Company for Food and Soft Drink Manufacturing                           | 75,603,986   |
| 20     | Al-Muheet Company for Oil Refining   | 75,110,000   |
| 21     | Qurtuba Company for Mills and Feed   | 72,189,281   |
| 22     | Savannah International Company for Feed Manufacturing  | 69,990,800   |
| 23     | Al-Maher International Company for Mills And Animal Feed                                     | 68,015,433   |
| 24     | Selb Libyan Almotahid Company for Iron and Steel Manufacturing                               | 67,234,066   |
| 25     | Alsaad aljadid Company for Animal Feed and its Derivatives                                   | 66,570,751   |
| 26     | Atyaf Al-Khair Company for Mills and Animal Feed   | 62,318,703   |
| 27     | Alshareq LibyanCompany for Mills, Animal Feed, and Rice Mills                                | 60,978,800   |
| 28     | Fardas Company for Pasta and Couscous Manufacturing  | 60,729,221   |
| 29     | Droub Libya Company for Importing Transportation Equipment and Accessories                   | 58,489,691   |
| 30     | Al-Zarqa International Company for Food Industries   | 56,103,838   |
| 31     | Al-Zumurda International Company for Food Industries, Mills, and Rice Mills                  | 54,265,375   |
| 32     | Ghalia Company for Importing and Distributing Foodstuffs                                     | 54,232,212   |

|    |   |            |
|----|---|------------|
| 33 | Al-Jayed Company for Food Industries  | 53,933,626 |
| 34 | Al-Shuruq Al-Alami Company for Food Industries  | 53,766,271 |
| 35 | Al-Marwa Group Company for Mills, Animal Feed, and Rice Mills   | 53,441,625 |
| 36 | Al-Masboubat Company for Building Materials Manufacturing   | 52,927,681 |
| 37 | Al-Shams Al-Sati'a Company for Food Industries  | 51,210,816 |
| 38 | Basmat Al-Jawda Company for Importing Foodstuffs, Livestock, and Meat   | 50,016,805 |
| 39 | Al-Tasameem Al-Ra'idah Company for Building Materials Manufacturing   | 47,909,161 |
| 40 | Judy Company for Food Industries  | 47,803,376 |
| 41 | Ghada Al-Nil Company for Importing Foodstuffs, Fresh Vegetables and Fruits, and Livestock                                 | 47,670,515 |
| 42 | Atlas Al-Fanniya Company for Food Industries  | 46,820,655 |
| 43 | Oya International Aviation Company Limited  | 46,567,221 |
| 44 | Al-Muttahida Al-Arabia Company for Manufacturing Materials Cleaning   | 46,464,100 |
| 45 | Tripoli Grand Company for the Production, Packaging, and Filling of Tomatoes and Foodstuffs                               | 45,843,300 |
| 46 | Al-Rayhan Company for Foodstuffs  | 45,743,115 |
| 47 | Marmara Al-Andalus Company for Importing Building Materials and Sanitary Materials  | 45,565,775 |
| 48 | Al-Marai Al-Khasiba Company for Mills, Feed, and Rice Mills   | 45,190,200 |
| 49 | Al-Midad Company for Importing Building Materials   | 45,094,788 |
| 50 | Al-Muhandis Company for Plastic Industries and Metal Works  | 44,870,443 |
| 51 | Tareeq Al-Qara Company for Importing Foodstuffs   | 43,028,212 |
| 52 | Taysir Pharmaceutical Company for Importing Medical Equipment, Medicines, Medical Supplies, and Mother and Child Products | 43,010,394 |
| 53 | Adwaa Africa Company for Importing Foodstuffs, Livestock, and Meat  | 42,982,638 |
| 54 | Al-Naeem Company for Mills, Feed, and Grains  | 42,140,625 |
| 55 | Alfa Company for Importing Medicines, Medical Equipment, Medical Supplies, and Mother and Child Products                  | 42,031,206 |
| 56 | Al-Mutakhassis Al-Hadith Company for the Production of Foodstuffs and Soft Drinks   | 41,838,950 |
| 57 | Al-Duroub Company for the Production of Bitumen, Taramine, and Insulation Products  | 41,755,150 |
| 58 | Al-Thamarat Al-Libya Company for Importing Foodstuffs   | 41,673,548 |
| 59 | Al-Sawahil Al-Dhahabiya Company for Importing Foodstuffs  | 41,369,457 |
| 60 | Al-Maamoura Company for Foodstuffs, Mills, and Feed   | 41,265,208 |
| 61 | Al-Bayan Complex Company for the Production of Building Materials, Petrochemicals, and Chemicals                          | 40,724,183 |
| 62 | Al-Fakhama Al-Dhahabiya Company for Flour Mills and Feed Production Carthage Food Industries Company                      | 40,207,496 |
| 63 | Carthage Food Industries Company  | 40,149,929 |
| 64 | Al-Nafitha Health Company for Importing Medical Equipment and Supplies  | 39,703,937 |
| 65 | Al Salam Food Industries Company  | 39,698,983 |
| 66 | Aali Al Andalus Food Industries Company   | 39,302,079 |
| 67 | Al Haj Anwar Company for Importing Foodstuffs, Livestock, and Meat  | 38,769,885 |
| 68 | Al Taawon Feed Factory  | 38,752,104 |

|     |   |            |
|-----|---|------------|
| 69  | Yaqeen Al Jadeeda Company for Building Materials  | 38,440,995 |
| 70  | Al Najah Al Ra'eda Company for Engineering Industries   | 38,402,736 |
| 71  | Al Barqa Al Bayda Company for Oil Services  | 37,974,000 |
| 72  | Al Nasiya Al Ittihadiya Company for Importing Foodstuffs, Livestock, and Meat   | 37,927,135 |
| 73  | Dar Qurtuba Company for Importing Medical Equipment, Medicines, Medical Supplies, and Mother and Child Products       | 37,855,732 |
| 74  | Jinan Al Khair Al Mutamayza Company for Building Materials and Accessories  | 36,528,767 |
| 75  | Al Ittihad Al Arabi Company for Feed Manufacturing and Grain Milling  | 36,290,358 |
| 76  | Sama Al Libiya Company for Importing Foodstuffs, Livestock, and Meat  | 35,898,835 |
| 77  | Rayan Mills and Feed Company  | 35,767,446 |
| 78  | Al Mutazaq Al Tayeb Company for Importing Foodstuffs, Livestock, and Meat   | 35,395,600 |
| 79  | Al Amana Company for Importing Medical Equipment, Medical Supplies, and Mother and Child Products                     | 35,043,915 |
| 80  | Al Mutawassit Company for Feed Manufacturing  | 34,762,500 |
| 81  | Al Turab Al Libi Company for Importing Foodstuffs and Livestock   | 34,611,799 |
| 82  | Majmout alfakhama for Metal Smelting and Forming  | 34,609,328 |
| 83  | Al-Raseef Al-Fakher Company for Building Materials Manufacturing  | 34,568,519 |
| 84  | Al-Misk Al-Abyad Company for Importing Foodstuffs, Livestock, and Meat  | 33,935,560 |
| 85  | Tamarind Company for Importing Cars and Spare Parts   | 33,914,631 |
| 86  | Al-Najm Al-Sa'ed Company for Importing Heavy Machinery, Equipment, Supplies, and Spare Parts                          | 33,661,890 |
| 87  | Asr Al-Binaa Al-Dawli Company for Importing Building Materials and Accessories  | 33,323,760 |
| 88  | Badia Al-Sahra Company for Importing Transportation Equipment and Accessories   | 33,019,725 |
| 89  | Al-Shatt Al-Jadeed Company for Importing Tobacco, Cigarettes, and Accessories   | 32,879,400 |
| 90  | Alajneha albiya Aviation Company  | 32,876,432 |
| 91  | Al-Ra'edoun Group Company for Building Materials Manufacturing  | 32,692,919 |
| 92  | Al-Mawashi Al-Hayya Group Company for Importing Foodstuffs, Livestock, and Meat                                       | 32,543,100 |
| 93  | Al-Mira Company for Food Industries   | 32,324,425 |
| 94  | Al-Wisal Al-Libya Company for Mills and Feed  | 32,185,485 |
| 95  | Dunya Libya Company for Food Industries   | 32,180,000 |
| 96  | Samaa Al-Mutawassit Company for Aviation  | 31,884,903 |
| 97  | Qasreen Al-Dawa Company for Importing Medical Equipment, Medicines, and Medical Supplies                              | 31,450,448 |
| 98  | Al-Imtiaz Group Company for Importing Agricultural Machinery and Supplies   | 30,710,363 |
| 99  | Zad Al-Mutawassit Company for Importing Household Goods Electrical and non-electrical equipment and materials         | 29,924,867 |
| 100 | Al-Mashariq Al-Mutamayyiza Company for Raw Materials Manufacturing  | 29,910,504 |
| 101 | Al-Kut Al-Jadeed Company for Importing Heavy Machinery and Equipment, Spare Parts, and Factory Equipment and Supplies | 29,770,294 |
| 102 | Al-Imara Al-Raqiya Company for Building Materials Manufacturing   | 29,569,751 |
| 103 | Hadrian Company for Importing Foodstuffs Limited  | 29,489,092 |
| 104 | Adwaa Al-Qarahbuli Company for Flour Mills  | 29,325,090 |

|     |  |            |
|-----|--|------------|
| 105 | Global Company for Building Materials, Paints, and Pastes Manufacturing  | 29,066,520 |
| 106 | Tajoura Al-Hayat Company for Food Industries   | 28,991,986 |
| 107 | Adri Company for Importing Transportation Equipment and Accessories  | 28,885,690 |
| 108 | Al-Budhur Al-Oula Company for Feed and its Derivatives Manufacturing   | 28,310,136 |
| 109 | Al-Tanmiya Al-Haditha Company for Iron Industries  | 28,227,124 |
| 110 | Al-Bilsan Company for Medical Supplies Manufacturing   | 28,164,850 |
| 111 | Al-Andalus Company for Filling and Canning Vegetable Oils  | 28,077,469 |
| 112 | Al-Andalus Company for Insecticide Manufacturing   | 27,951,200 |
| 113 | Al-Sumoud Company for Importing Household Materials Limited Liability  | 27,728,463 |
| 114 | Al-Shuruq Al-Libya Company for Mills and Feed  | 27,658,803 |
| 115 | Sama Libya Company for Feed Manufacturing  | 27,404,455 |
| 116 | Company Sejima for the manufacture of building materials, paints, plastics, and raw materials                                | 27,330,050 |
| 117 | Al-Rimal Al-Oula Company for the manufacture of animal feed and its derivatives  | 27,296,281 |
| 118 | Al-Taif Company for the import of foodstuffs   | 26,807,048 |
| 119 | Alkhalig alafreqe Company for the import of heavy machinery, equipment, and spare parts                                      | 26,230,339 |
| 120 | Al-Nuqat Al-Jadeeda Company for the import of agricultural machinery, supplies, equipment, and spare parts                   | 26,135,301 |
| 121 | Tayba International Company for the manufacture of adhesives for ceramics, porcelain, marble, and granite                    | 25,898,839 |
| 122 | Ard Al-Sahel Company for the import of heavy machinery, equipment, supplies, spare parts, and factory and workshop equipment | 25,790,035 |
| 123 | Al-Nawras Company for the manufacture of animal feed, mills, and rice mills  | 25,737,288 |
| 124 | SAS Company for the manufacture of building materials, paints, plastics, and raw materials                                   | 25,574,290 |
| 125 | Al-Majd International Company for the manufacture of detergents, disinfectants, and descaling agents                         | 25,558,000 |
| 126 | Al-Muttahida Al-Jadeeda Company for the import of tobacco, cigarettes, and related supplies                                  | 25,477,878 |
| 127 | Al-Sadd Company for mills, animal feed, and pasta  | 25,262,440 |
| 128 | Al-Amin Company for the manufacture of cleaning materials  | 25,000,400 |
| 129 | Rakaz Libya Company for the manufacture of building materials, production supplies, and paints                               | 24,793,474 |
| 130 | Company Sada Al-Imtiaz for Importing Foodstuffs, Livestock, and Meat   | 24,724,203 |
| 131 | United Libyan Company for Soap and Cleaning Materials  | 24,399,635 |
| 132 | Al-Rawad International Company for Importing Transportation Equipment and Accessories  | 24,140,132 |
| 133 | Super Company for Building Materials, Paints, Plastics, and Raw Materials  | 24,069,136 |
| 134 | Sanaw International Company for Importing Foodstuffs   | 23,951,420 |
| 135 | Al-Khaleejia Factory for Water and Oil Su  | 23,906,966 |
| 136 | Al Sahel Company for Importing Livestock and Meat  | 23,800,896 |
| 137 | Al Atruj Company for Importing Electronic Devices and Electrical Equipment   | 23,625,736 |
| 138 | Lamset Al Hayat Company for Importing Medical Equipment, Medicines, Medical Supplies, and Mother and Child Products          | 23,520,396 |
| 139 | Al Alamia Company for Importing Medicines, Medical Supplies, and Mother and Child Products                                   | 23,310,870 |
| 140 | Al Madain Company for PVC Manufacturing  | 23,292,718 |

|     |   |            |
|-----|---|------------|
| 141 | Omega Company for Chemical Industries and Packaging Materials   | 23,274,625 |
| 142 | Ard Al Ata Company for Food Industries  | 23,124,038 |
| 143 | Ajawid Company for Importing Agricultural Machinery, Supplies, and Spare Parts  | 23,110,735 |
| 144 | Al Saqia Al Mutahida Company for Importing Raw Materials  | 23,059,296 |
| 145 | Al Ufuq Company for Importing Mother and Child Supplies   | 22,924,011 |
| 146 | Al Iqlimiya Al Jadida Company for Importing Raw Materials   | 22,634,064 |
| 147 | Rajha International Company for Importing Heavy Machinery, Equipment, and Supplies, and Factory Equipment and Supplies      | 22,596,100 |
| 148 | Asas Al Barmaja Company for Software Manufacturing  | 22,578,470 |
| 149 | Al Baraka Al Alamia Company for Importing Foodstuffs, Livestock, and Meat   | 22,507,974 |
| 150 | Panorama Libya Company for Animal Feed Manufacturing  | 22,353,576 |
| 151 | Neptune Company for Paint and Paste Manufacturing   | 22,173,947 |
| 152 | Areen Al Oula Company for Importing Foodstuffs, Livestock, and Meat   | 22,085,603 |
| 153 | Al Majd Company for Importing Cranes, Machinery, and Heavy Equipment  | 21,647,592 |
| 154 | Al Rafeeq Al Amthal Company for Building Materials Manufacturing  | 21,601,335 |
| 155 | Atheel Company for Animal Feed Manufacturing Flour Mills  | 21,533,269 |
| 156 | Aseel Company for the Manufacture of Baby Diapers and Paper Tissues   | 21,473,541 |
| 157 | Al-Hisn Al-Mateen Company for Iron Industries   | 21,043,569 |
| 158 | Al-Qalaa Company for Wood Industries  | 21,030,031 |
| 159 | Al-Zahra Al-Libya Company for Food Industries   | 20,908,504 |
| 160 | Mawada Company for the Import of Foodstuffs, Livestock, and Meat  | 20,798,085 |
| 161 | Al-Quds Company for the Manufacture of Plastic Tanks and Pipes  | 20,606,700 |
| 162 | Bab Al-Matana Company for the Import of Building Materials  | 20,569,490 |
| 163 | Al-Firdous Al-Khadra Company for the Import of Tractors, Machinery, Equipment, and Agricultural Materials                   | 20,557,273 |
| 164 | Burj Al-Reef Company for the Import of Raw Materials  | 20,465,700 |
| 165 | Rama Company for Mills and Animal Feed  | 20,455,201 |
| 166 | Abira Al-Bihar Company for the Import of Tobacco, Cigarettes, and Related Products  | 20,440,200 |
| 167 | Al-Khairat Al-Alamiyah Company for the Import of Transportation Vehicles and Accessories                                    | 20,351,904 |
| 168 | Ain Ashmaro Company for the Import of Foodstuffs  | 20,299,485 |
| 169 | Al-Arabi Al-Mumayaz Company for the Import of Electrical and Non-Electrical Appliances, Spare Parts, and Electronic Devices | 20,214,690 |
| 170 | Al-Amal Company for the Import of Transportation Vehicles and Accessories   | 20,124,782 |
| 171 | Al-Bunyan Company for Metal Smelting and Rolling  | 19,990,270 |
| 172 | Usul Al-Taqliya Company for the Manufacture of Electronic and Electrical Devices  | 19,947,400 |
| 173 | Al-Safiz Al-Raqi Company for the Import of Household Goods, Electrical Appliances, and Accessories                          | 19,787,124 |
| 174 | Gharghar Company for Agricultural and Animal Investment   | 19,784,000 |
| 175 | Al-Qalaa Al-Dhahabiya Company For Food Industries   | 19,735,966 |
| 176 | Al-Rabee' Feed Factory  | 19,669,496 |



|     |  |            |
|-----|--|------------|
| 177 | Mafaza North Africa Company for Importing Cars, Spare Parts, Oils, and Accessories                           | 19,668,440 |
| 178 | Almajmoua alibya for Oil and Energy Services   | 19,581,000 |
| 179 | Madraj Al-Khairat Company for Food Industries  | 19,539,184 |
| 180 | Majmoua Al-Mazraa Company for Importing Agricultural Machinery   | 19,514,301 |
| 181 | Al-Najah Factory for Manufacturing Mesh Sheets   | 19,511,824 |
| 182 | Ajyad Libya Al-Oula Company for Importing Building Materials, Sanitary Ware, and Accessories                 | 19,256,545 |
| 183 | Alsafaah albida Company for Building Materials Manufacturing   | 19,222,000 |
| 184 | Al-Mutahidoon alalimia Company for Manufacturing Plastic and PVC Pipes and Containers                        | 19,208,871 |
| 185 | Al-Tadwuq Company for Importing Medical Equipment and Mother and Child Supplies                              | 19,171,933 |
| 186 | Asaria Al-Dhahabiya Company for Importing Foodstuffs   | 19,157,336 |
| 187 | Al-Umran Company for Importing Cars and Spare Parts  | 19,047,736 |
| 188 | Al-Fouladh Company for Manufacturing Aluminum of All Types   | 19,001,840 |
| 189 | Al-Ahram Libyan Company for PVC Manufacturing  | 18,819,732 |
| 190 | Zahrat Al-Ghada Company for Importing Foodstuffs, Vegetables, Fruits, and Livestock                          | 18,796,421 |
| 191 | Chefchaouen Company for Importing Raw Materials  | 18,791,054 |
| 192 | Mersin Company for Importing Household and Electrical Appliances   | 18,655,735 |
| 193 | Libya Company for Food Industries  | 18,636,000 |
| 194 | Royal Company for Chemical Industries and Raw Materials  | 18,583,350 |
| 195 | Al-Nakhwa Libyan Company for Importing Foodstuffs  | 18,524,848 |
| 196 | Al-Turuq Company Modern Asphalt and Insulation Manufacturing Company   | 18,506,586 |
| 197 | Dawn Rising Company for Importing Decorative Materials, Hardware, and Cleaning Materials                     | 18,478,396 |
| 198 | Shining Consul Company for Manufacturing Cleaning Materials and Accessories                                  | 18,382,199 |
| 199 | Shining Consul Company for Manufacturing Cleaning Materials and Accessories                                  | 18,321,956 |
| 200 | Alebdaa Company for Manufacturing Detergents, Soaps, and their Supplies                                      | 18,263,550 |
| 201 | Adwaa Alnizak Company for Importing Electronic Devices, Accessories, and Spare Parts                         | 18,260,064 |
| 202 | Sana Alalamiaa Company for Importing Electronic Devices, Electrical Appliances, Accessories, and Spare Parts | 18,214,714 |
| 203 | Altwasel Alfared Company for Importing Electrical Appliances and Household Goods                             | 18,172,605 |
| 204 | Aqar Almotamiz Company for Aluminum Manufacturing  | 18,103,611 |
| 205 | Technology Company for Manufacturing Building Materials, Paints, Plastics, and Raw Materials                 | 18,074,650 |
| 206 | Sahapat Alrabea Company for Manufacturing Building Materials   | 17,961,131 |
| 207 | Alagdea almotahida Company for Importing Foodstuffs  | 17,940,000 |
| 208 | Al-Rafee Factory for Wood Industries   | 17,922,546 |
| 209 | ALREEF Alalami Company for Manufacturing Raw Materials   | 17,875,524 |
| 210 | Aletejah Alsahih Company for Importing Raw Materials   | 17,875,275 |
| 211 | Platinum First Company for Importing Raw Materials   | 17,871,960 |
| 212 | Beta Factory for Manufacturing Cleaning Materials  | 17,779,510 |
| 213 | Al-Mateen Company for Importing Foodstuffs   | 17,715,145 |
| 214 | Modern Castle Company for Manufacturing Building Materials, Plastics, and Raw Materials                      | 17,711,650 |

|     |  |            |
|-----|--|------------|
| 215 | Technical Space World Company for Importing Electronic and Electrical Devices, Accessories, and Spare Parts    | 17,706,186 |
| 216 | Technical Construction Company for Importing Materials Building Materials, Sanitary Ware, and Accessories      | 17,628,700 |
| 217 | National Company for Plastic Industries and Packaging  | 17,595,732 |
| 218 | Maysan Food Industries   | 17,539,636 |
| 219 | Golden Feather Company for Food Imports (Limited Liability)  | 17,510,194 |
| 220 | Yader Motors Company for Importing Transportation Equipment and Accessories                                    | 17,507,192 |
| 221 | Sanad Al-Emaar Company for Importing Building Materials and Sanitary Ware                                      | 17,348,976 |
| 222 | Al-Sahl Al-Mutakadem Company for Importing Food Products   | 17,326,351 |
| 223 | Aldwalia Company for Building Materials, Paints, and Plastics  | 17,269,700 |
| 224 | Emar aldeqa Company for Aluminum and PVC Manufacturing   | 17,217,979 |
| 225 | Renewable Oasis Company for Importing Food Products  | 17,168,485 |
| 226 | Iron City Company for Importing Building Materials   | 17,150,390 |
| 227 | Almazra a;dwalia Company for Importing Food Products   | 17,033,754 |
| 228 | Anaam libya Company for Importing Animal Feed and its Supplements  | 16,899,750 |
| 229 | Albiat albaseed Company for Importing Electrical Appliances  | 16,869,088 |
| 230 | Alshakel saheh Company for Importing Raw Materials   | 16,795,928 |
| 231 | Alayade alibya Company for Iron Industries   | 16,788,175 |
| 232 | Roudia alhya Company for Importing Electronic Devices, Electrical Appliances, and Accessories                  | 16,686,581 |
| 233 | Pioneers Group Company for Melting and Forming Metals  | 16,670,731 |
| 234 | Maysan Company for Plastics and Plastics Manufacturing   | 16,595,563 |
| 235 | Delta Al-Khair Company for Food Industries   | 16,554,300 |
| 236 | Majmoat Alteqa Aldaema Company for Importing Foodstuffs, Livestock, and Meat                                   | 16,551,426 |
| 237 | Altaqdam Aldoulia Company for Importing Electrical and Non-Electrical Appliances, Materials, and Spare Part    | 16,530,153 |
| 238 | Al-Badia Al-Areeqa Company for Building Materials Manufacturing  | 16,517,690 |
| 239 | Al-Maysam Company for Importing Cars and Spare Parts   | 16,516,340 |
| 240 | Al-Masdar Al-Raqi Company for Foodstuff Manufacturing  | 16,441,500 |
| 241 | Kafali Company for Importing Foodstuffs  | 16,330,408 |
| 242 | Al-Sanawbar Company for Manufacturing Aluminum of All Types  | 16,239,627 |
| 243 | Taj Aviation Company   | 16,238,444 |
| 244 | Al-Mawsim Company for Food Industries and Rice Mills   | 15,998,600 |
| 245 | Al-Amir Al-Libya Company for Importing Foodstuffs, Livestock, and Meat   | 15,977,813 |
| 246 | Al-Bariq Al-Awwal Company for Manufacturing Building Materials, Refractory Bricks, Cement, and its Derivatives | 15,898,000 |
| 247 | Mara'i Doufan Company for Importing Foodstuffs, Livestock, and Meat  | 15,840,646 |
| 248 | Masahat Al-Amal Company for Aluminum Manufacturing   | 15,833,542 |
| 249 | A'ali Tripoli Company for Importing Foodstuffs   | 15,776,625 |

|     |  |            |
|-----|--|------------|
| 250 | Al-Rabee' Company for Manufacturing Sponge, Furniture, and Mattresses  | 15,768,762 |
| 251 | Libyan Express Company for Civil Aviation, Handling, and Air Freight   | 15,607,792 |
| 252 | Alam Al-Aman Company for Importing Foodstuffs  | 15,576,282 |
| 253 | Noor Al-Kanari Company for Egg Hatching, Breeding, and Poultry Production                                      | 15,556,268 |
| 254 | Al-Kader International Company for Petrochemical Manufacturing   | 15,538,740 |
| 255 | Ajwad Al-Muharrakat Company for Importing Cars   | 15,532,187 |
| 256 | Rawasem Limited Company for Importing Cars and Spare Parts   | 15,531,525 |
| 257 | Company Noor Sama for Importing Medical Equipment and Supplies   | 15,425,823 |
| 258 | Ajawid International Company for PVC and Derivatives Manufacturing   | 15,385,935 |
| 259 | Al Rawabi International Company for Insecticide Manufacturing  | 15,384,675 |
| 260 | Dar Al Takhasus Company for Importing Electronic and Electrical Devices  | 15,338,360 |
| 261 | Diyar Al Safwa Company for Cement Industries   | 15,337,585 |
| 262 | Iwan Al Sharq Company for Food Industries  | 15,327,806 |
| 263 | Afaq Al Ghad Company for Wood Industries   | 15,277,479 |
| 264 | Mawsim Al Khair Company for Animal Feed Manufacturing, affiliated with Al Noor Holding Group                   | 15,272,500 |
| 265 | Al Ramah Company for Importing Foodstuffs  | 15,234,623 |
| 266 | Al Manqala Company for Importing Foodstuffs  | 15,184,184 |
| 267 | Integrated Solutions Company for Importing Medicines and Medical Equipment                                     | 15,180,490 |
| 268 | Bustan Libya Company for Importing Foodstuffs, Livestock, and Meat   | 15,179,231 |
| 269 | Al Rahab Al Oula Company for Manufacturing Diapers, Tissues, and Scented Products                              | 15,149,900 |
| 270 | Al Khibra Shipping Agencies Company, affiliated with Natco Holding Company                                     | 15,112,575 |
| 271 | Nawarat Libya Company for Importing Foodstuffs   | 15,053,869 |
| 272 | Salouq Company for Poultry Breeding and Slaughtering   | 15,001,570 |
| 273 | Al Taj Al Areeqa Company for Importing Electronic and Electrical Devices and Accessories                       | 14,972,677 |
| 274 | Jinan Factory for Plastic and Paper Industries   | 14,966,864 |
| 275 | Ayadi Al Ata'a International Company for Importing Raw Materials LLC   | 14,960,025 |
| 276 | Creativity Steps Company for Importing Medical Equipment and Mother & Child Supplies                           | 14,944,580 |
| 277 | New Intermediate Company for Importing Raw Materials   | 14,942,172 |
| 278 | New Marsa Company for Egg Hatching, Poultry Breeding and Production  | 14,939,444 |
| 279 | Al-Hadaba Company for Feed Manufacturing   | 14,931,480 |
| 280 | Gama Factory for Plastic Manufacturing   | 14,878,500 |
| 281 | Al-Sada Medical Company for Importing Medicines, Medical and Pharmaceutical Equipment and Supplies             | 14,858,308 |
| 282 | Aljedar alibi Company for Importing Transportation Vehicles and Accessories (Limited Liability)                | 14,853,915 |
| 283 | Almigoud alsaree Company for Importing Oils, Tires, and Batteries  | 14,838,786 |
| 284 | Al-Diyar Al-Mushriqa Company for Importing Electrical Appliances, Telephones, and Spare Parts                  | 14,801,076 |
| 285 | Lamar Benghazi Company for Plastic Manufacturing   | 14,789,946 |
| 286 | Alalma aldwillia Company for Raw Materials Manufacturing   | 14,786,004 |
| 287 | Al-Arban Company for Importing Medical Equipment, Medicines, Medical Preparations, and Mother & Child Supplies | 14,749,699 |

|     |   |            |
|-----|---|------------|
| 288 | Bayan Company for Paper and Plastic Industries  | 14,730,489 |
| 289 | Al-Ahd Al-Wafi Company for Building Materials Manufacturing   | 14,702,475 |
| 290 | Almarkabat almoutaheda Company for Importing Transportation Vehicles  | 14,700,393 |
| 291 | Almaoutahida alibya Company for Raw Materials Manufacturing   | 14,686,167 |
| 292 | Al-Badia Al-Areeqa Company for Food Industries  | 14,679,571 |
| 293 | Al-Safwa Company for Importing Electrical and Non-Electrical Devices and Materials, Spare Parts, and Electronic Devices | 14,664,240 |
| 294 | Akhuool aldahabia Company for Importing Building Materials, Sanitary Ware, and Accessories                              | 14,659,673 |
| 295 | Al-Raed Company for Importing Clothes Sports Shoes Limited Liability Company  | 14,618,344 |
| 296 | Al Masdar Al Mateen Company for Heavy-Duty Kitchen Manufacturing  | 14,580,150 |
| 297 | Al Nour Al Tayeb Company for Animal Feed Manufacturing  | 14,525,245 |
| 298 | Zahrat Al Qamar Al Aali Company for Importing Foodstuffs, Fruits, Vegetables, and Meat                                  | 14,519,483 |
| 299 | Al Zahraa Company for Importing Foodstuffs  | 14,485,108 |
| 300 | Al Fayyad Al Daem Company for Importing Electrical Appliances and Spare Parts   | 14,425,350 |
| 301 | Al Bibas Complex for Plastic Industries and Packaging Materials   | 14,410,682 |
| 302 | Shamal Al Sahra Company for Importing Building Materials  | 14,401,778 |
| 303 | Majmout altwasel almomiez Company for Importing Raw Materials   | 14,349,930 |
| 304 | Panorama Al Mutawasit Company for Mills and Animal Feed Limited   | 14,333,250 |
| 305 | Najmat Al Sahel Company for Importing Agricultural Machinery, Supplies, and Spare Parts                                 | 14,325,918 |
| 306 | Venus Company for Oil Operations and Well Drilling Services   | 14,313,285 |
| 307 | Al Rawabi Al Thahabiyah Company for Importing Building Materials and Sanitary Ware                                      | 14,311,876 |
| 308 | Riyadh Company for Chemical Industries and Raw Materials  | 14,300,000 |
| 309 | Al Ruwad Company for Manufacturing Sponge and Mattresses  | 14,278,800 |
| 310 | Al Lamsa Factory for Wooden Furniture Manufacturing   | 14,278,364 |
| 311 | Al Saraya Al Raqia Company for Importing Foodstuffs, Vegetables, and Fresh Fruits                                       | 14,247,050 |
| 312 | Aldouq Almomiz Company for Food Industries  | 14,212,951 |
| 313 | Alemtiaz Aljadida Company for Importing Transportation Equipment and Accessories  | 14,207,960 |
| 314 | Seil Plast Company for Plastic Industries   | 14,148,066 |
| 315 | Asasat Almohandes Company for General Contracting   | 14,139,664 |
| 316 | Alfada Aldahbi Company for Importing Foodstuffs   | 14,039,582 |
| 317 | Itar Aldoulia Company for Importing Decorative Materials, Hardware, and Cleaning Materials                              | 14,006,381 |
| 318 | Al-Safeer Al-Alami Company for Importing Tobacco, Cigarettes, and Related Products                                      | 13,958,400 |
| 319 | White Hands Company for PVC Manufacturing   | 13,949,783 |
| 320 | Haram Al-Shifa Company for Importing Medical Equipment and Mother and Child Supplies                                    | 13,869,623 |
| 321 | Libyan Hills Company for Importing Foodstuffs   | 13,868,903 |
| 322 | Nibras Al-Khair Company for Feed Manufacturing and Grain Milling  | 13,852,015 |
| 323 | Al-Itqan Mobile Company for Importing Electronics, Electrical Materials, and Spare Parts                                | 13,796,295 |
| 324 | Al-Ribat Al-Wathiq Company for Importing Foodstuffs, Livestock, and Meat  | 13,780,405 |
| 325 | Al-Nahda Al-Fanniya Company for Manufacturing Chemical Additives and Solvents   | 13,745,190 |

|     |  |            |
|-----|--|------------|
| 326 | North Mediterranean Company for Importing Foodstuffs   | 13,728,970 |
| 327 | Everest Company for Food Industries  | 13,711,383 |
| 328 | Al-Najah Company for Importing Building Materials, Sanitary Ware, and Accessories                                      | 13,662,358 |
| 329 | Green Technology Company for Importing Electrical and Non-Electrical Appliances and Spare Parts                        | 13,636,442 |
| 330 | High Excellence Company for Importing Agricultural Supplies and Spare Parts  | 13,636,004 |
| 331 | Al-Nabaa Benghazi Company for Building Materials Manufacturing   | 13,624,686 |
| 332 | Al-Sahra Company International Food Industries   | 13,605,319 |
| 333 | Qimmat Al-Tawasul Company for Importing Various Means of Transportation, Agricultural Supplies, and Building Materials | 13,516,899 |
| 334 | Safari Company for Manufacturing Building Materials, Paints, Plastics, and Raw Materials                               | 13,508,600 |
| 335 | Al-Mutawiroun International Company for Manufacturing Cartons and Packaging Containers                                 | 13,459,050 |
| 336 | Taj Al-Waqar Company for Importing Electrical and Non-Electrical Materials   | 13,412,999 |
| 337 | Al-Libya Al-Jadeeda Company for Importing Cars and Spare Parts   | 13,393,254 |
| 338 | Al-Qimma Factory for Carton Manufacturing  | 13,384,750 |
| 339 | Al-Ru'ya Al-Mutajaddida Company for General Contracting and Real Estate Investment                                     | 13,375,521 |
| 340 | Delta Al-Khair Company for Importing Building Materials, Sanitary Ware, and Accessories                                | 13,367,095 |
| 341 | Liboplast Company for Manufacturing Concrete Pans, Caps, and Food Packaging Materials                                  | 13,357,198 |
| 342 | Al-Shatt Al-Jadeed Company for Importing Raw Materials   | 13,330,763 |
| 343 | Jadu Al-Khair Company for Importing Foodstuffs, Livestock, and Meat  | 13,314,292 |
| 344 | Al-Mawasem Company for Manufacturing Aluminum and its Derivatives  | 13,269,889 |
| 345 | Al-Diqa Al-Mutamayyiza Company for Importing Agricultural Machinery, Supplies, Equipment, and Spare Parts              | 13,257,458 |
| 346 | Masdar Al-Nadhafa Company for Manufacturing Cleaning Materials   | 13,239,750 |
| 347 | Polyzan Company for Manufacturing Paints, Pastes, and Chemicals  | 13,232,706 |
| 348 | Al-Ra'id Al-Libya Company for Importing Foodstuffs, Livestock, and Meat  | 13,206,311 |
| 349 | Al-Ghazala Al-Libya Company for Importing Foodstuffs, Livestock, and Meat  | 13,036,600 |
| 350 | Al-Tajaddud Company for Manufacturing PVC  | 13,002,455 |
| 351 | Al-Jawda Company for Feed Manufacturing and Poultry Farming  | 12,987,480 |
| 352 | Aqlam Al-Salam Company for Importing Electronic Devices, Electrical and Non-Electrical Materials, and Mobile Phones    | 12,921,578 |
| 353 | Al-Badil Al-Jadeed Company for Importing Transportation Equipment and Accessories                                      | 12,821,000 |
| 354 | Al-Wasl Al-Munir Company for Importing Foodstuffs, Livestock, and Meat   | 12,738,310 |
| 355 | Al-Muruj Company for Feed Manufacturing and Rice Mills   | 12,638,901 |
| 356 | Al-Ma'ida Al-Raqiya Company for Importing Foodstuffs   | 12,604,559 |
| 357 | Khaleej Al-Sidra Company for Importing Transportation Equipment and Accessories  | 12,588,105 |
| 358 | Al-Rabia Al-Khadra Company for Importing Foodstuffs  | 12,579,145 |
| 359 | Al-Bariq Al-Awwal Company for Manufacturing Sponge and Medical Mattresses  | 12,470,450 |
| 360 | Al-Tawasul Al-Mutakamil Company for Importing Building Materials   | 12,433,673 |
| 361 | Al-Mustakshif International Oil Services Company   | 12,350,000 |

|     |  |            |
|-----|--|------------|
| 362 | Ashab Al-Namaa Company for Importing Agricultural Supplies and Seeds   | 12,341,318 |
| 363 | Al-Asima Al-Jadeeda Company for Cleaning Materials Manufacturing   | 12,331,100 |
| 364 | Al-Khabarat Al-Dawaiya Company for Importing Medicines and Medical Equipment   | 12,274,970 |
| 365 | Elaf Al-Yasmin Company for Importing Mother and Child Supplies   | 12,258,120 |
| 366 | Al-Rafida Company for Petrochemical Industries   | 12,239,250 |
| 367 | Al-Tahadi Al-Khaled Al-Jadeed Company for Food Industries  | 12,192,968 |
| 368 | Anwar Al-Madina Company for Importing Electrical and Non-Electrical Appliances and Materials and Spare Parts           | 12,139,146 |
| 369 | Idran Company for Importing Foodstuffs, Livestock, and Meat  | 12,125,355 |
| 370 | Al-Janoub Al-Libi Company for Importing Fruits, Vegetables, Foodstuffs, Livestock, and Meat                            | 12,108,709 |
| 371 | Al-Diqa Al-Mutanahiya Company for Aluminum and PVC Manufacturing   | 12,100,212 |
| 372 | Al-Sawaed Company for Wood Industries  | 12,047,241 |
| 373 | Al-Rahba Al-Haditha Company for Importing Electrical and Non-Electrical Appliances and Materials and Spare Parts       | 12,025,015 |
| 374 | Tawasul Al-Alam Company for Importing Electronic Devices, Accessories, and Spare Parts                                 | 11,981,733 |
| 375 | Aral Trading Company for Importing Foodstuffs, Livestock, and Meat   | 11,968,050 |
| 376 | Al-Nubalaa Al-Oula Company for Importing Foodstuffs, Livestock, and Meat   | 11,942,200 |
| 377 | Al-Hakim Company for Importing Medicines and Medical Supplies  | 11,906,360 |
| 378 | Hadaeq Al-Naseem Company for Food Industries   | 11,882,797 |
| 379 | Al-Waha International Company for Grain Milling and Animal Feed Industry   | 11,817,135 |
| 380 | Healthy Food Company for Food Imports  | 11,795,078 |
| 381 | Distinguished Communication Company for Importing Medical Equipment and Supplies                                       | 11,770,344 |
| 382 | Libyan Queen Company for Food Industries   | 11,762,350 |
| 383 | Moments of Happiness Company for Importing Food Products   | 11,758,970 |
| 384 | Modern Design Company for Importing Food Products, Livestock, and Meat   | 11,739,153 |
| 385 | Bayda Libya Company for Importing Agricultural Machinery, Equipment, Supplies, and Spare Parts                         | 11,722,783 |
| 386 | Rawafed Food Company for Importing Food Products   | 11,716,323 |
| 387 | Safari Company for Importing Food Products (Joint Stock Company)   | 11,630,015 |
| 388 | Al-Bustanah Company for the Production of Animal Feed and Grains of All Kinds  | 11,617,745 |
| 389 | Al-Watad Al-Mateen Company for Plastic Industries  | 11,582,500 |
| 390 | Al-Tali'ah Company for Animal Feed Production (Limited Liability)  | 11,568,750 |
| 391 | Al-Barniq Al-Awwal Company for Importing Medical Equipment and Mother and Child Supplies                               | 11,526,606 |
| 392 | Magro Company for Importing Electrical and Non-Electrical Appliances, Spare Parts, Electronic Devices, and Accessories | 11,521,956 |
| 393 | Al-Namaa Al-Jadeed Company for Food Industries   | 11,514,060 |
| 394 | Karam Al-Khair Company for the Production of Beverages and Juices  | 11,509,000 |
| 395 | The Great Libyan Company for Flour Production  | 11,505,243 |
| 396 | Al-Najm Al-Dhahabi Company for Importing Food Products, Livestock, and Meat  | 11,493,980 |
| 397 | Al-Andalus Company for Animal Feed Production  | 11,492,195 |

|     |   |            |
|-----|---|------------|
| 398 | Al-Safi Company for Importing Electrical and Non-Electrical Appliances, Spare Parts, and Electronic Devices   | 11,424,758 |
| 399 | Al-Rafie Factory for the Production of Doors, Windows, and Decoration Made of aluminum, PVC, wood, and gypsum board.  | 11,403,404 |
| 400 | Modern Advanced Technology Company for Importing Medical Equipment, Pharmaceuticals, Medical Supplies, and Mother & Child Products.                                       | 11,346,880 |
| 401 | Al-Mays Company for Importing Pharmaceuticals, Medical Supplies, and Mother & Child Products.   | 11,319,465 |
| 402 | Modern Innovator PVC Manufacturing Company  | 11,316,114 |
| 403 | Al Qimma International Company for Aluminum Manufacturing of All Types  | 11,288,895 |
| 404 | Al Taliaa Al Jadeeda Company for Feed Manufacturing Limited Liability Company   | 11,214,500 |
| 405 | Asasat Al Emara Company for Building Materials Manufacturing  | 11,213,330 |
| 406 | Al Heblu International Company for Shipping Agencies  | 11,126,934 |
| 407 | Fresh Libya Company for Importing Electrical Appliances and Materials   | 11,106,874 |
| 408 | Zuhour Al Madina Company for Carton and Plastic Manufacturing   | 11,082,768 |
| 409 | Al Burj Al Awal Company for Importing Transportation Equipment, Spare Parts, Tires, and Batteries   | 11,082,635 |
| 410 | Mafateeh Al Khair Company for Importing Electrical Appliances and Materials, Spare Parts, Electronic Devices, and Accessories   | 11,079,000 |
| 411 | Bab Al Madina Company for Manufacturing Kitchens and Accessories of All Types   | 11,078,332 |
| 412 | Matajir Company for Importing Medical Equipment and Supplies  | 11,076,086 |
| 413 | Africa Al Jadeeda Company for Importing Foodstuffs  | 11,039,258 |
| 414 | SK International Company for Marble, Granite, and Building Materials Manufacturing  | 10,997,644 |
| 415 | Al Ghuwaitat Company for Importing Tires and Batteries  | 10,958,918 |
| 416 | Elaf International Company for Importing Clothes and Shoes, a subsidiary of Elaf Al Oula Holding Company  | 10,900,000 |
| 417 | Ajnah Al Samaa Aviation Company, a subsidiary of Ajwaa Holding Company  | 10,898,570 |
| 418 | Luluat Al Tamayuz Company for Importing Medical Equipment and Supplies  | 10,885,013 |
| 419 | Al Tariq Company for Iron Industries  | 10,877,430 |
| 420 | Luluat Al Ard Company for Importing Agricultural Machinery and Spare Parts  | 10,865,845 |
| 421 | Al Sahn Al Mutakadem Al Awal Company for Importing Foodstuffs Al Qalaa Al Mutalaqa Company for the manufacture of building materials, paints, plastics, and raw materials | 10,849,560 |
| 422 | The Shining Castle Company manufactures building materials, paints, plastics, and raw materials.  | 10,834,350 |
| 423 | Al Badia Al Jadeeda Company for the manufacture of raw materials  | 10,800,580 |
| 424 | Al Marwa Group Company for mills, animal feed, and rice mills   | 10,796,982 |
| 425 | Al Qaydoum Company for the import of electrical and household appliances  | 10,761,575 |
| 426 | Al Omran Company for the manufacture of iron of all types and forms   | 10,718,146 |
| 427 | Mizan Al Fan Company for Iron Industries  | 10,712,495 |
| 428 | Bin Taher Factory for the manufacture of home and office furniture  | 10,705,470 |
| 429 | Hatoon Company for the import of foodstuffs   | 10,651,418 |
| 430 | Aramco Factory for the manufacture of paint   | 10,625,200 |
| 431 | Lamsa Company for General Contracting and Real Estate Investment, affiliated with Akakus Holding Company  | 10,579,600 |

|     |   |            |
|-----|---|------------|
| 432 | Your Health in the World Company for the import of medical equipment and supplies   | 10,572,087 |
| 433 | Riyadh Libya Company for the import of foodstuffs   | 10,559,657 |
| 434 | Rovan Company for the manufacture of sponges, chemicals, and raw materials  | 10,473,779 |
| 435 | Lareen Al Khair Company for the import of agricultural supplies   | 10,465,038 |
| 436 | Al Mubarmag Al Hadith Company for the import of electronic and electrical devices and their accessories                     | 10,445,866 |
| 437 | Agadir Al Thahabiyah Company for the import of electrical materials, electronic devices, and telephones                     | 10,408,800 |
| 438 | Al Ard Al Bahira Company for the import of agricultural machinery, supplies, and spare parts                                | 10,262,627 |
| 439 | Al Zajel Company for the manufacture of kitchens and furniture of all types   | 10,250,588 |
| 440 | Dursaf Libya Company for the manufacture of ceramics, porcelain, and sanitary ware  | 10,175,575 |
| 441 | Al Najah Company for the manufacture of Insulating Panels and Prefabricated Houses  | 10,166,178 |
| 442 | First Challenge Company for Paper and Cardboard Manufacturing   | 10,127,164 |
| 443 | Contest Construction Company for Importing Building Materials, Sanitary Ware, and Accessories                               | 10,118,068 |
| 444 | Al-Sha'af Company for Importing Agricultural Machinery, Supplies, and Spare Parts   | 10,111,044 |
| 445 | Al-Itlala Al-Mutamayyiza Company for Assembling and Manufacturing Electronics, Various Software, and Components             | 10,086,194 |
| 446 | Libya Construction Group Company for Building Materials Manufacturing   | 9,998,344  |
| 447 | Irsa' Al-I'mar Company for Electrical Materials Manufacturing   | 9,997,526  |
| 448 | Adraj Al-Bina' Company for Building Materials Manufacturing   | 9,995,400  |
| 449 | Libyan Farms Company for Animal Feed Manufacturing  | 9,973,495  |
| 450 | Al-Sahel Al-Hadith Company for Importing Livestock and Meat   | 9,924,560  |
| 451 | Al-I'mar Al-Tabi Company for Importing Medical Equipment and Mother and Child Supplies                                      | 9,910,000  |
| 452 | Wasel Al-Libya Company for Transportation   | 9,906,940  |
| 453 | Al-Khabeer Al-Mutakadem Company for Kitchen and Furniture Manufacturing   | 9,895,226  |
| 454 | Al-Fadhil Company for Importing Tires   | 9,865,571  |
| 455 | Al-Jawda Al-Ra'idah Company for Importing Foodstuffs  | 9,859,385  |
| 456 | Al-Mansour Company for Asphalt and Petroleum Derivatives Manufacturing  | 9,857,700  |
| 457 | Al-Ma'moura Company for Agricultural and Animal Investment  | 9,850,563  |
| 458 | Al-Aman Specialized Company for Importing Electrical and Non-Electrical Devices and Materials, Electronic Devices, and More | 9,846,623  |
| 459 | Al-Yam Company for Importing Foodstuffs   | 9,846,289  |
| 460 | New Communication Group Company for Cleaning Materials Manufacturing  | 9,806,200  |
| 461 | Zilal Al-Khaleej Company for Importing Computers  | 9,784,487  |
| 462 | Fardas Company for Importing Foodstuffs Livestock and Meat  | 9,731,132  |
| 463 | Sanabel Al-Asima Food Industries Company  | 9,726,617  |
| 464 | Samnu Company for the Manufacture, Packaging, and Processing of Foodstuffs, Nuts, and Coffee                                | 9,712,421  |
| 465 | Al-Ard Al-Marwiya Company for Importing Foodstuffs  | 9,620,260  |
| 466 | Al-Majal Al-Zakhir Company for Importing Electrical and Non-Electrical Appliances, Spare Parts, and Electronic Devices      | 9,577,003  |
| 467 | Sadi Al-Aswaq Company for Importing Electrical and Non-Electrical Appliances and Spare Parts                                | 9,553,421  |



|     |  |           |
|-----|--|-----------|
| 468 | Al-Wahaj Company for Importing Foodstuffs, Livestock, and Meat   | 9,543,010 |
| 469 | Golden Services Company for Communications and Technology  | 9,522,788 |
| 470 | Al-Rutil & Partners Company for the Manufacture of Building Materials and Plastic Pipes  | 9,504,805 |
| 471 | Al-Khaleej Al-Zahir Company for Foodstuffs   | 9,494,247 |
| 472 | Al-Khair Al-Daem Information Technology Company  | 9,461,354 |
| 473 | Al-Jazr Al-Zahra Company for Importing Electrical and Non-Electrical Equipment, Materials, Spare Parts, and Electronic Devices | 9,448,620 |
| 474 | Libyan-Maltese Group for Medical Care  | 9,442,400 |
| 475 | Al-Saadi Company for Agricultural and Animal Production  | 9,432,032 |
| 476 | Al-Daw' Al-Abyad Company for Importing Electronics, Electrical Materials, and Spare Parts                                      | 9,367,290 |
| 477 | Hattin International Company for Manufacturing Cleaning Materials and Accessories  | 9,340,940 |
| 478 | Haqoul Al-Watan Company for Importing Agricultural Machinery and Spare Parts   | 9,286,638 |
| 479 | Manarat Al-Sahel Company for Importing Foodstuffs  | 9,285,854 |
| 480 | Al-Asala Al-Dhahabiya Company for Mills and Rice Mills   | 9,284,295 |
| 481 | Budour Al-Khair Al-Oula Company for Importing Agricultural Materials, Equipment, and Machinery                                 | 9,282,559 |
| 482 | Al-Khaleej Al-Zahra Group Company for Importing Foodstuffs   | 9,217,700 |
| 483 | Jazan Al-Haditha Company for Importing Electrical and Non-Electrical Equipment, Materials, Spare Parts, and Devices            | 9,207,804 |
| 484 | Arzaq Al-Khair Company for Manufacturing Foodstuffs  | 9,201,110 |
| 485 | Al-Afdaliya Al-Da'ima Company for Importing Foodstuffs, Livestock, and Meat  | 9,155,507 |
| 486 | Asas Al-Mateen Company for Manufacturing Steel   | 9,132,421 |
| 487 | Al-Jazira Al-Oula Company for Importing Tires and Batteries  | 9,122,018 |
| 488 | Baiti Al-Fiddi Company for Manufacturing Kitchens, Furniture, and Decorations  | 9,071,789 |
| 489 | Ru'a Al-Taquaddum Company for Importing Foodstuffs, Livestock, and Meat  | 9,066,764 |
| 490 | Al-Shaheen Al-Oula Company for Mills and Feed Manufacturing  | 9,057,000 |
| 491 | Zahra Company Al-Sidr Food Industries  | 9,034,250 |
| 492 | Al-Sati'a Al-Oula Company for Importing Electrical and Electronic Materials  | 8,975,100 |
| 493 | Dhafaaf Al-Mutawassit Company for Building Materials   | 8,962,464 |
| 494 | Tijan Company for Importing Raw Materials  | 8,944,788 |
| 495 | Tamkeen International Company for Bitumen, Taramine, and Insulation  | 8,942,500 |
| 496 | Al-Muntaj Al-Buraq Company for Cleaning and Cosmetic Materials   | 8,899,600 |
| 497 | Asdiqa' Libya Company for Cleaning Materials   | 8,896,200 |
| 498 | Bawabat Al-Quds Company for Animal Feed, Flour, and Grain Milling  | 8,861,050 |
| 499 | Al-Izdihar Al-Mumayaz Company for Importing Foodstuffs   | 8,845,695 |
| 500 | Amatin International Company for Food Industries and Grain Milling   | 8,843,550 |
| 501 | Tamam Al-Binaa Building Materials Manufacturing Company  | 8,825,800 |
| 502 | Misrata Pipes Plastic Pipes and Accessories Manufacturing Company  | 8,816,412 |
| 503 | Ghalia Food Industries Company   | 8,793,235 |
| 504 | New Al-Rabee Foodstuff Import Company  | 8,778,308 |

|     |  |           |
|-----|--|-----------|
| 505 | Afaq Al-Itqan Building Materials and Sanitary Ware Import Company                          | 8,775,822 |
| 506 | Ata'a Al-Ajwad Foodstuff, Fruits, Vegetables, Livestock and Meat Import Company            | 8,662,840 |
| 507 | Al-Afiya Pharmaceutical and Medical Equipment Import Public Shareholding Company           | 8,650,176 |
| 508 | Al-Mubarak Food Industries Limited Liability Company                                       | 8,642,077 |
| 509 | Global Drawers Raw Materials Import Company  | 8,638,966 |
| 510 | Bright Elite Wooden and Metal Furniture Manufacturing Company                              | 8,612,621 |
| 511 | Sharq Al-Owainat Raw Materials Import Company  | 8,561,000 |
| 512 | Al-Subul Al-Musawama Agricultural Machinery and Spare Parts Import Company                 | 8,559,230 |
| 513 | Al-Barq Al-Mudi Mother and Child Supplies Import Company                                   | 8,552,646 |
| 514 | AL-Raees Wooden Furniture Manufacturing Factory  | 8,503,246 |
| 515 | Afdal Al-Ashkal Electronic and Electrical Devices Manufacturing Company                    | 8,452,500 |
| 516 | New Libya Metals Manufacturing Company   | 8,439,729 |
| 517 | Al-Naja' Al-Kabir Foodstuff, Livestock and Meat Import Company                             | 8,433,732 |
| 518 | Al-Oula Al-Haditha Electronic Devices and Accessories Import Company                       | 8,411,350 |
| 519 | Al-Salwa Food Industries, Water Technology and Plastic Packaging Manufacturing Company     | 8,395,561 |
| 520 | Al-Afaq International Decoration Materials, Hardware and Cleaning Materials Import Company | 8,378,916 |
| 521 | Civax Pharmaceuticals, Medical Equipment and Mother and Child Supplies Import Company      | 8,363,738 |
| 522 | Engineering Raw Materials Import Company   | 8,351,500 |
| 523 | Riyadh Food Industries Company   | 8,344,176 |
| 524 | Al-Nawar Medical Equipment and Supplies Import Company                                     | 8,340,062 |
| 525 | Investment Engineering Industries and Metal Forming Company                                | 8,337,770 |
| 526 | Safety Frame Transportation Means and Accessories Import Company                           | 8,329,419 |
| 527 | Miftah Clothing, Textiles and Leather Products Import Company                              | 8,324,364 |
| 528 | Al-Amal Medical Group Pharmaceuticals and Medical Equipment Import Company                 | 8,306,492 |
| 529 | Libyana Foodstuff, Livestock and Meat Import Company                                       | 8,294,000 |
| 530 | Al-Mabrouka Foodstuff Import Company   | 8,282,037 |
| 531 | Ultra Effort Medical Equipment and Mother and Child Supplies Import Company                | 8,277,000 |
| 532 | Distinguished Al-Fallah Food Industries Company  | 8,255,340 |
| 533 | Al-Qirtas Paper and Carton Manufacturing Company   | 8,223,792 |
| 534 | New Sonar Libya Foodstuff Import Company   | 8,217,500 |
| 535 | First Al-Rimas Medical Equipment Import Company  | 8,176,481 |
| 536 | Gulf Newspaper Building Materials Manufacturing Company                                    | 8,175,500 |
| 537 | Al-Massa Foodstuff Import Company  | 8,086,913 |
| 538 | Al-Rajjas Agricultural Machinery, Supplies and Spare Parts Import Company                  | 8,084,604 |
| 539 | Ajyal Food Industries Company  | 8,040,000 |
| 540 | Rital Plastic Industries Company   | 8,038,856 |
| 541 | Pioneer Ocean Hotel, Restaurant and Café Equipment and Electrical Supplies Import Company  | 8,033,349 |
| 542 | Aqlam Paper Industries Company   | 8,012,430 |
| 543 | Strong Bond Iron Industries Company  | 8,011,328 |

|     |   |           |
|-----|---|-----------|
| 544 | Tariq Al-Naeem Agricultural Machinery and Equipment Import Company                                    | 7,993,276 |
| 545 | Global Al-Rubban Maritime Agencies Company  | 7,976,333 |
| 546 | Al-Ghazara Foodstuff, Livestock and Meat Import Company   | 7,963,101 |
| 547 | First Al-Manzar Animal Feed and Derivatives Manufacturing Company                                     | 7,957,940 |
| 548 | Al-Ghitaa Plastic Pipes Manufacturing Company   | 7,940,064 |
| 549 | Arab Ambition Foodstuff Import Company  | 7,904,597 |
| 550 | New Communication Aluminum, PVC, Wood Doors, Windows and Decorations Manufacturing Company            | 7,880,950 |
| 551 | Permanent Trust Foodstuff Import Company  | 7,869,494 |
| 552 | Sama Al-Maraei Mills, Feed Manufacturing and Rice Milling Company                                     | 7,862,270 |
| 553 | Al-Miqdad Foodstuff Import Company  | 7,861,055 |
| 554 | Nepal Transportation Means and Accessories Import Company   | 7,843,924 |
| 555 | Libyan Solutions Raw Materials Import Company   | 7,801,512 |
| 556 | Al-Nour Iron Industries Factory   | 7,795,181 |
| 557 | Middle East Heavy Machinery Manufacturing Company   | 7,769,600 |
| 558 | Onyx Building Materials and Paint Manufacturing Company   | 7,767,434 |
| 559 | White Path Foodstuff Import Company   | 7,708,260 |
| 560 | Al-Mubhira Metallic and Electronic Foils Manufacturing Company  | 7,700,000 |
| 561 | Hadeel Al-Masaa Cleaning Materials Import Company   | 7,675,402 |
| 562 | Alpha Motors Vehicles and Spare Parts Import Company  | 7,652,767 |
| 563 | Al-Akleel International Electrical and Electronic Devices and Accessories Import Company              | 7,603,711 |
| 564 | Distinguished Promise Electronic and Home Appliances Import Company                                   | 7,603,296 |
| 565 | Al-Sunbula Food Manufacturing Company   | 7,563,065 |
| 566 | Precious Jewels Food Manufacturing Company  | 7,528,800 |
| 567 | First Food Crown Flour Mills and Feed Manufacturing Company   | 7,502,850 |
| 568 | Mountain Peak Electronic and Electrical Industries Company  | 7,497,609 |
| 569 | Al-Abrar Mobile Phones and Accessories Import Company   | 7,480,325 |
| 570 | Qaraji Transportation Means and Accessories Import Limited Liability Company                          | 7,415,893 |
| 571 | Souq Al-Khamis Feed Manufacturing Company   | 7,406,500 |
| 572 | International Elegance Group Clothing, Fabrics and Textiles Manufacturing Company                     | 7,400,000 |
| 573 | Adwaa Al-Mazarik Feed Manufacturing and Grain Milling Company   | 7,387,500 |
| 574 | Emax Electro Electrical and Electronic Devices Import Company   | 7,334,369 |
| 575 | Al-Wahda Maritime Agencies Company  | 7,320,597 |
| 576 | Alkalig company for Coffee, Spices, Nuts and Legumes Processing and Packaging                         | 7,315,070 |
| 577 | Royal Woods Building Materials and Sanitary Ware Import Company                                       | 7,285,156 |
| 578 | Al Buruj Aluminum Manufacturing Company   | 7,283,587 |
| 579 | Al Maali National Furniture, Doors and Windows Manufacturing Company                                  | 7,248,688 |
| 580 | Libya Engravings Company for Importing Building Materials and Sanitary Ware                           | 7,247,053 |
| 581 | United Libyan Company for Wood Products   | 7,213,208 |
| 582 | Libyan Advanced Company for Importing Electronic and Electrical Devices, Accessories, and Spare Parts | 7,204,905 |

|     |  |           |
|-----|--|-----------|
| 583 | Al-Mada Real Estate Company for Importing Building Materials, Sanitary Ware, and Accessories   | 7,194,380 |
| 584 | Al-Bariq Al-Lami'a Al-Awwal Company for Importing Electronic and Electrical Devices, Spare Parts, and Mobile Phones                                  | 7,185,400 |
| 585 | Makamin Al-Oula Company for Furniture Manufacturing  | 7,176,635 |
| 586 | Masarat Al-Ajniha Company for Communications and Information Technology  | 7,112,621 |
| 587 | Al-Wafida Company for Importing Transportation Equipment and Accessories   | 7,091,665 |
| 588 | Al-Yarmouk Modern Factory for Aluminum Manufacturing   | 7,049,201 |
| 589 | Al-Jubail Company for Importing Raw Materials  | 7,000,048 |
| 590 | Al-Najm Al-Dhahabi Al-Awwal Company for Importing Electronic Devices, Spare Parts, and Mobile Phones   | 6,993,913 |
| 591 | Al-Diqa Company for Aluminum Manufacturing   | 6,986,756 |
| 592 | Al-Zarouq Shipping Agencies  | 6,971,665 |
| 593 | Manba' Al-Wadi Company for Food Industries   | 6,968,400 |
| 594 | Al-Rimal Al-Bayda Company for Importing Transportation Equipment and Accessories   | 6,966,775 |
| 595 | Al-Zain International Company for Importing Foodstuffs   | 6,942,865 |
| 596 | Qala'at Oya Company for Importing Electrical and Non-Electrical Devices, Electronic Devices, and Accessories   | 6,934,688 |
| 597 | Barniq Company for Technology and Information Technology Services  | 6,933,437 |
| 598 | Jadeed Al-Umma Company for Importing Cars, Spare Parts, and Accessories  | 6,922,560 |
| 599 | Birds of Paradise Company For the import of books and stationery   | 6,893,507 |
| 600 | Jewel of Creativity Company for the manufacture of all types of PVC  | 6,889,072 |
| 601 | Al-Ikleel Company for the import of decorative materials, hardware, and cleaning materials   | 6,888,066 |
| 602 | Northern Lights Company for the import of electrical materials   | 6,868,533 |
| 603 | New Food Company for Food Industries   | 6,868,199 |
| 604 | Al-Zahraa Company for the manufacture of food products   | 6,863,760 |
| 605 | Tripoli Carpet Company for the manufacture of carpets  | 6,860,519 |
| 606 | Al-Dura Company for the import of agricultural materials, supplies, and spare parts  | 6,849,651 |
| 607 | Al-Watad Al-Akbar Company for the manufacture of paint   | 6,849,445 |
| 608 | Al-Diqa Al-Aliya Company for the import of feed for livestock and meat   | 6,833,363 |
| 609 | Al-Mustawrid Al-Jadeed Company for the import of food products, livestock, and meat  | 6,823,326 |
| 610 | Al-Fath Company for Mills and Feed   | 6,819,500 |
| 611 | Al-Baraka Al-Safiya Company for the import of medicines, medical supplies, and mother and child supplies   | 6,812,596 |
| 612 | Al-Hassan Al-Dhahabi Company for the manufacture of cleaning materials   | 6,801,746 |
| 613 | Al-Binaa Al-Thabit Company for the manufacture of kitchens and furniture   | 6,800,335 |
| 614 | Al-Kafa'a Al-Aliya Company for the manufacture of aluminum and PVC   | 6,799,965 |
| 615 | Al-Wataniya Company for the import of heavy machinery and equipment, their supplies and spare parts, and factory and workshop equipment and supplies | 6,795,446 |
| 616 | Al-Ghout Company for the import of clothing, textiles, and leather goods   | 6,792,870 |
| 617 | Al-Risala Company for the import of electronic devices   | 6,775,000 |
| 618 | Baiti Al-Mateen Company for the manufacture of aluminum  | 6,763,179 |

|     |  |           |
|-----|--|-----------|
| 619 | Tawasul Libya Company for the import of electronics Naseem   | 6,756,480 |
| 620 | Naseem International Company for Food Imports  | 6,753,342 |
| 621 | Wateen Factory for Corrugated Sheet Metal Manufacturing  | 6,750,434 |
| 622 | General Company for Building Materials, Paints, Plastics, and Raw Materials  | 6,750,325 |
| 623 | Libya Free Company for Importing Generators, Machinery, Electrical Equipment, and Spare Parts                      | 6,727,576 |
| 624 | Our Green Pastures Company for Food Industries, Grain Milling, and Rice Processing                                 | 6,724,169 |
| 625 | Mobile Phones Company for Importing Electronic Devices, Accessories, and Spare Parts                               | 6,714,419 |
| 626 | Al-Waha Company for Paint Manufacturing  | 6,704,417 |
| 627 | Arkan Al-Jadeeda Company for Poultry Breeding and Hatching   | 6,683,572 |
| 628 | Al-Wasila Company for Food Industries  | 6,671,954 |
| 629 | Taj International Company for Importing Electronics and Computers  | 6,655,412 |
| 630 | Wafira Food Company for Importing Food Products  | 6,643,652 |
| 631 | International Company for Importing Electrical and Household Appliances  | 6,612,133 |
| 632 | Al-Ain Company for Food Industries, Water and Juice Bottling   | 6,521,154 |
| 633 | Libya Aviation, Technical Services, and Tourism Company  | 6,498,633 |
| 634 | North Al-Qara Company for Importing Building and Sanitary Materials  | 6,475,019 |
| 635 | Al-Mays Company for Food Industries  | 6,473,373 |
| 636 | Al-Dhiyaa International Company for Importing Electrical and Non-Electrical Appliances, Materials, and Spare Parts | 6,463,240 |
| 637 | Tareeq Al-Nour Company for Importing Building Materials, Sanitary Materials, and Accessories                       | 6,456,500 |
| 638 | Sama Al-Taquaddum Company for Manufacturing Doors, Windows, and Decorations Aluminum, PVC, wood, and gypsum board  | 6,447,633 |
| 639 | Al-Bariq International Company for the Manufacture of Electronic and Electrical Devices                            | 6,432,500 |
| 640 | Al-Imtiaz Al-Hadith Company for the Import of Building Materials, Sanitary Ware, and Accessories                   | 6,427,191 |
| 641 | Cooperative Iron Industries Company  | 6,417,852 |
| 642 | Libyan Poultry Company for Breeding, Slaughtering, Packaging, and Marketing Poultry                                | 6,392,693 |
| 643 | Al-Ruways Company for Importing Electrical and Non-Electrical Appliances, Spare Parts, and Electronic Devices      | 6,385,180 |
| 644 | Al-Rawad Company for Importing Clothing, Textiles, and Leather Goods   | 6,371,778 |
| 645 | Libyan Steel Industries Company  | 6,369,817 |
| 646 | Al-Khair Farms Company for Feed Manufacturing and Milling  | 6,357,500 |
| 647 | Alfa Company for Importing Electrical Materials, Equipment, and Supplies   | 6,351,223 |
| 648 | Al-Tafawuq Al-Sahih Company for Importing Foodstuffs, Fruits, Vegetables, Livestock, and Meat                      | 6,350,871 |
| 649 | Al-Khayar Al-Afdal Company for Importing Electronic and Electrical Devices   | 6,344,535 |
| 650 | Duroob Al-Khair Company for Importing Medical Equipment  | 6,335,054 |
| 651 | Nasaem Libya Company for Importing Decorative Items, Hardware, and Cleaning Materials                              | 6,332,402 |
| 652 | Abu Shanab Company for Importing Foodstuffs  | 6,328,021 |
| 653 | Al-Taamir Company for Importing Building Materials, Sanitary Ware, and Accessories                                 | 6,319,205 |
| 654 | Granada International Company for Importing Foodstuffs, Livestock, and Meat  | 6,307,135 |

|     |  |           |
|-----|--|-----------|
| 655 | Al-Marsa Factory for Metal Furniture Manufacturing   | 6,292,235 |
| 656 | Al-Danoub Company for Importing Foodstuffs   | 6,282,451 |
| 657 | Siran Company for Importing Medicines and Medical Equipment  | 6,263,053 |
| 658 | Al-Najm Al-Sati' Al-Fadda Company for Importing Agricultural Machinery, Supplies, and Spare Parts                                | 6,238,751 |
| 659 | Safaa Al-Jawda Company Flour Milling Company   | 6,191,250 |
| 660 | Al-Tarabot Company for the Manufacture of Doors, Windows, and Geometric Shapes   | 6,188,812 |
| 661 | Suhoul Al-Asima Company for the Manufacture of Building Materials  | 6,175,976 |
| 662 | Abir Al-Master Company for the Import of Electrical and Non-Electrical Appliances, Materials, and Spare Parts                    | 6,171,741 |
| 663 | Al-Badil Al-Tibbi Company for the Import of Medicines and Medical Equipment  | 6,146,933 |
| 664 | Mazraat Al-Amal Company for the Import of Agricultural Machinery, Supplies, and Spare Parts                                      | 6,094,901 |
| 665 | Al-Nukhba Company for Industrial Investment Limited  | 6,092,329 |
| 666 | Al-Bawadi Al-Khadra Company for the Manufacture of Animal Feed and Grain Milling   | 6,011,449 |
| 667 | Al-Almas Company for Communications and Technology   | 5,999,373 |
| 668 | Al-Sharara Company for the Import of Electronic Devices and Data Center Equipment  | 5,997,700 |
| 669 | Al-Yaqeen International Company for the Import of Jewelry  | 5,986,145 |
| 670 | Asala Al-Madina Company for the Import of Foodstuffs   | 5,978,975 |
| 671 | Jawharat Ourika Company for the Import of Foodstuffs, Livestock, and Meat  | 5,968,778 |
| 672 | Al-Qalaa Company for the Manufacture of Aluminum and PVC Doors and Windows   | 5,956,627 |
| 673 | Al-Khibra Group Company for the Import of Building Materials, Sanitary Ware, and Accessories                                     | 5,950,444 |
| 674 | Shuruq Libya Company for the Import of Foodstuffs  | 5,946,061 |
| 675 | Alwan Company for Paper and Cardboard Industries   | 5,938,869 |
| 676 | Al-Safar Company for the Import of Agricultural Machinery, Supplies, and Spare Parts   | 5,927,215 |
| 677 | Fares Al-Mutamayyiza Company for the Import of Equipment, Medicines, Medical Supplies, and Mother and Child Supplies             | 5,916,225 |
| 678 | Al-Afaq Al-Hadina Company for General Contracting and Real Estate Investment   | 5,901,500 |
| 679 | Qimmat Al-Iraqa Company For clothing imports   | 5,893,937 |
| 680 | Al-Zaytouna Al-Asila Company for Importing Foodstuffs, Livestock, and Meat   | 5,885,882 |
| 681 | Wadi Al-Zaid Company for Importing Foodstuffs  | 5,875,074 |
| 682 | Tabuk Company for Manufacturing Electrical and Electronic Appliances and Materials   | 5,865,957 |
| 683 | Al-Wathiqoun International Company for Importing Electrical and Non-Electrical Appliances, Materials, Spare Parts, and Equipment | 5,865,189 |
| 684 | Al-Mutakamil Al-Jadeed Company for Importing Foodstuffs  | 5,855,480 |
| 685 | Dar Al-Yusr Company for Food Industries  | 5,831,798 |
| 686 | Libyana Company for Importing Medicines and Medical Equipment  | 5,825,054 |
| 687 | Al-Thawb Al-Raqi Al-Mutamayez Company for Importing Building Materials   | 5,822,970 |
| 688 | Al-Habba Al-Fidiya Al-Alamiya Company for Importing Agricultural Machinery, Supplies, and Seeds                                  | 5,821,800 |
| 689 | Al-Dar Al-Arabiya Company for Importing Foodstuffs, Livestock, and Meat  | 5,818,241 |
| 690 | Acno Company for Importing Foodstuffs  | 5,816,636 |

|     |  |           |
|-----|--|-----------|
| 691 | Zaid Al-Kamel Company for Importing Medicines, Medical Supplies, and Mother and Child Supplies   | 5,808,293 |
| 692 | Rawafed Al-Aqsa Company for Importing Electrical and Non-Electrical Materials, Electronic Devices, and Spare Parts                       | 5,800,310 |
| 693 | Al-Istifada Company for Information Technology, Installation of Surveillance Systems, and Supply of All Programs                         | 5,795,550 |
| 694 | Qasr Al-Jabran Company for Importing Foodstuffs, Livestock, and Meat   | 5,783,660 |
| 695 | Khairat Al-Joud Company for Importing Agricultural Machinery, Supplies, and Spare Parts  | 5,782,846 |
| 696 | Rahma Libya Company for Manufacturing Agricultural Machinery, Equipment, and Supplies Assembly and installation of electrical generators | 5,779,672 |
| 697 | Al-Madhal Company for Cleaning Materials   | 5,774,845 |
| 698 | Sama Company for Wood Industries   | 5,772,840 |
| 699 | Amwaj Al-Muheet Company for Food Industries  | 5,767,598 |
| 700 | Tasheel International Company for Carton and Packaging   | 5,749,550 |
| 701 | Modern Towers Company for Importing Electrical and Non-Electrical Appliances, Materials, Spare Parts, and Electronic Devices             | 5,740,116 |
| 702 | Mountain Caves Company for Building Materials  | 5,725,800 |
| 703 | New Zulfa International Company for Importing Electrical, Non-Electrical, and Electronic Appliances                                      | 5,720,702 |
| 704 | Al Waha Food Industries Company  | 5,702,655 |
| 705 | Distinguished Birds Company for Importing Electronic Devices and Accessories   | 5,700,499 |
| 706 | Al Riyada Maritime Company for Shipping Agencies   | 5,659,106 |
| 707 | Al Funoon Company for Importing Books and Stationery   | 5,655,998 |
| 708 | Dana Factory for Metal Furniture Manufacturing   | 5,611,263 |
| 709 | Distinguished Designer Company for Building Materials and Sanitary Ware Manufacturing  | 5,607,750 |
| 710 | Al Irteqaa United Group Company for Importing Transportation Equipment and Accessories   | 5,595,040 |
| 711 | Al Khotwa Al Oula Company for Manufacturing Panels and Insulating Materials  | 5,571,000 |
| 712 | Al Uloom Company for Importing Electronics   | 5,562,250 |
| 713 | Al Shaheen Al Tayeb Company for Importing Cars and Spare Parts   | 5,556,071 |
| 714 | Al Jadeed Company for Iron Industries  | 5,552,727 |
| 715 | Raw'a Industrial Company for Soap and Cleaning Materials Manufacturing   | 5,547,520 |
| 716 | Wadi B Company for Feed and Agricultural Supplies Manufacturing  | 5,532,800 |
| 717 | Qimam Al Sahel Company for Importing Electrical and Non-Electrical Materials and Spare Parts   | 5,532,332 |
| 718 | Elixir Al Afia Company for Importing Medical Equipment and Mother and Child Supplies   | 5,524,984 |
| 719 | Jusoor Al Nahda Company for Importing Raw Materials  | 5,513,250 |
| 720 | Al Burj International Company for Manufacturing and Cutting Marble and Granite and Materials Construction                                | 5,492,601 |
| 721 | White Flower Company for Electrical Industries of all kinds  | 5,467,290 |
| 722 | Taj International Company for Importing Electrical and Non-Electrical Devices, Materials, and Spare Parts                                | 5,464,291 |
| 723 | Bidayat Al-Ma'mar Company for Importing Building Materials and Sanitary Ware   | 5,427,385 |
| 724 | Al-Hadaf Telecommunications Company  | 5,427,149 |

|     |  |           |
|-----|--|-----------|
| 725 | Al-Manara International Company for Importing Electrical and Electronic Devices, Materials, and Equipment              | 5,418,298 |
| 726 | Al-Awtar Industrial Company for Manufacturing Electronic and Electrical Devices  | 5,417,286 |
| 727 | Anwar Misrata Company for Importing Electrical and Non-Electrical Devices, Materials, and Spare Parts                  | 5,401,487 |
| 728 | Al-Kayan Al-Jadeed Company for Importing Medicines, Medical Equipment, Medical Supplies, and Mother and Child Products | 5,397,190 |
| 729 | Tanafus Al-Zira'i Company for Importing Agricultural Machinery, Supplies, and Spare Parts                              | 5,395,285 |
| 730 | Bariq Al-Asr International Company for Importing Building and Sanitary Materials and Accessories                       | 5,391,469 |
| 731 | Al-Jira Company for Importing Foodstuffs, Livestock, and Meat  | 5,380,450 |
| 732 | Salalah Company for Manufacturing Furniture, Doors, and Windows  | 5,367,771 |
| 733 | Al-Khayyam Company for PVC Manufacturing   | 5,352,109 |
| 734 | Al-Ghada' Al-Jadeed Company for Importing Agricultural Equipment and Machinery   | 5,342,763 |
| 735 | Al-Hais Company for Importing Clothing, Textiles, and Leather Goods  | 5,327,713 |
| 736 | Al-Jusur Al-Fiddiyya Company for Importing Building Materials and Sanitary Ware  | 5,326,210 |
| 737 | Al-Majmou'a Al-Tibiya Company for Importing Laboratory Equipment and Dental Equipment                                  | 5,323,025 |
| 738 | Al-Afia Al-Libya Company for Medical Industries  | 5,295,505 |
| 739 | Al-Taqaddum International Company for Manufacturing Materials Cleaning   | 5,279,521 |
| 740 | Talents International Company for Importing Various Means of Transportation and Accessories                            | 5,267,664 |
| 741 | Nabdh Al-Fuad Company for Importing Medical Equipment  | 5,262,145 |
| 742 | Al-Nasr Al-Dhahabi Al-Mutajaddid Company for Importing Electrical and Household Appliances                             | 5,239,494 |
| 743 | Al-Abanus Company for Furniture Manufacturing  | 5,220,187 |
| 744 | Advanced Building Iron Company for Importing Building Materials and Sanitary Ware                                      | 5,203,280 |
| 745 | Droub Libya International Company for Plastic Industries   | 5,198,300 |
| 746 | Al-Shamilah Medical Company for Importing and Selling Medicines and Medical Equipment                                  | 5,182,681 |
| 747 | Kunooz Al-Sahel Company for Importing Foodstuffs, Livestock, and Meat  | 5,160,470 |
| 748 | Al-Nourayn International Company for Importing Raw Materials   | 5,155,860 |
| 749 | Sanabel Africa Company for Importing Foodstuffs, Livestock, and Meat   | 5,151,650 |
| 750 | Al-Noor Company for Grain Milling and Rice Processing  | 5,149,965 |
| 751 | International Company for Importing Medicines and Medical Equipment  | 5,123,522 |
| 752 | Al-Tawasul Al-Awwal Company for Paper Industries   | 5,111,116 |
| 753 | Al-Hayat Al-Shafiyah Company for Importing Medical Equipment and Mother and Child Supplies                             | 5,109,000 |
| 754 | Shaghaf Company for Food Industries  | 5,107,700 |
| 755 | Dhafaf Al-Buhaira Company for Importing Electrical and Electronic Devices, Materials, and Equipment                    | 5,096,927 |
| 756 | Al-Ufuq Al-Nabidah Company for Importing Medicines, Mother and Child Supplies, and Medical Equipment                   | 5,094,924 |
| 757 | Al-Tabq Al-Taqlidi Company for Importing Foodstuffs  | 5,084,500 |
| 758 | Tabahi Company for Communications, Technology, and Information Technology  | 5,073,115 |
| 759 | Al-Amiral Company For the import of cleaning materials, decorations, and hardware:                                     | 5,063,931 |
| 760 | The Sanitary Materials Company for the manufacture of sanitary cotton  | 5,041,881 |



|     |  |           |
|-----|--|-----------|
| 761 | The Latest Motors Company for the import of various means of transportation and their spare parts  | 5,040,000 |
| 762 | Al Marai Al Masiya Company for Food Industries   | 5,029,700 |
| 763 | Al Zain International Company for the import of medical supplies and equipment   | 5,017,311 |
| 764 | Al Mabrouka Company for the import of foodstuffs   | 5,000,361 |
| 765 | Arwad Company for the import of oils and lubricants for automobiles  | 4,993,411 |
| 766 | Mawsim Al Khairat Company for Food Industries  | 4,985,630 |
| 767 | Al Burj Al Aali Company for Electronic and Electrical Industries   | 4,977,850 |
| 768 | Balhaj International Company for the manufacture of doors, windows, and decorative accessories   | 4,975,275 |
| 769 | Al Jawda Al Raqia Al Oula Company for the manufacture of animal feed and its derivatives   | 4,975,000 |
| 770 | Al-Rukn Al-Elektroni Company for the Manufacture of Electronic and Electrical Devices  | 4,974,484 |
| 771 | Masarat Al-Ilm Company for Communications and Information Technology   | 4,961,717 |
| 772 | Al-Majdoub Factory for Marble Cutting and Shaping  | 4,960,924 |
| 773 | Abar Al-Qarat Company for Importing Raw Materials  | 4,955,420 |
| 774 | Alamat Al-Tamayuz Company for the Manufacture of Kitchens and Furniture  | 4,953,825 |
| 775 | Al-Nukhba Al-Asriya Company for Importing Electrical and Electronic Materials  | 4,951,325 |
| 776 | Al-Tanzeef Al-Kamel Company for Importing Raw Materials  | 4,950,000 |
| 777 | Maani Al-Khair Company for Importing Foodstuffs  | 4,949,040 |
| 778 | Al-Madina Misrata Company for the Manufacture of Paints, Pastes, and Construction Chemicals, affiliated with Al-Madina Misrata Holding Company | 4,938,396 |
| 779 | Hamat Al-Khair Company for Importing Raw Materials   | 4,934,267 |
| 780 | Al-Tafawuq Company for Mills and Feed  | 4,907,470 |
| 781 | Al-Abraj Company for the Manufacture of Building Materials, Cement, and Mining   | 4,904,000 |
| 782 | Tawasul Al-Ghad Company for Importing Foodstuffs   | 4,899,327 |
| 783 | North Africa Company for the Manufacture of Paper and Cardboard  | 4,893,000 |
| 784 | Al-Unwan Company for Importing Household Goods, Electrical and Electronic Appliances, and Accessories, affiliated with Maiz Company            | 4,878,154 |
| 785 | Japanese Motors Company for Importing Transportation Equipment and Accessories   | 4,871,794 |
| 786 | Al-Bu'd Al-Akhar Company for Importing Building Materials, Sanitary Ware, and Accessories  | 4,869,800 |
| 787 | Al-Wisal Company for the Manufacture of Asphalt and Oil Insulation   | 4,868,756 |
| 788 | Reef Company for Importing Foodstuffs  | 4,868,631 |
| 789 | Al-Manazil Al-Barraqa Company for Importing Decoration Materials, Hardware, and Cleaning Materials   | 4,840,809 |
| 790 | North Africa Company for the Manufacture of Soap and Materials Cleaning  | 4,830,439 |
| 791 | Nuq Libya Company for Importing Livestock and Meat   | 4,828,500 |
| 792 | Al-Aref Company for Importing Electrical and Non-Electrical Appliances and Materials, Spare Parts, and Electronic Devices                      | 4,814,853 |
| 793 | Alam Al-Fadaa Electronic Company for Importing Electronic Devices, Accessories, and Spare Parts  | 4,811,393 |
| 794 | Bahira Al-Saraya Company for Importing Electrical and Non-Electrical Appliances and Materials, and Spare Parts                                 | 4,779,701 |
| 795 | Al-Iltisq Company for Manufacturing Insulating Boards  | 4,772,000 |

|     |  |           |
|-----|--|-----------|
| 796 | Al-Tahalluf Company for Importing Livestock and Meat   | 4,767,750 |
| 797 | Riyadh Al-Madina Company for Importing Raw Materials   | 4,751,160 |
| 798 | Al-Tahadi Al-Awwal Company for Manufacturing Electronics   | 4,747,357 |
| 799 | Al-Sadd Al-Haditha Company for Mills and Feed Manufacturing  | 4,734,500 |
| 800 | Al-Kuf Company for Importing Foodstuffs  | 4,732,992 |
| 801 | Badr Misrata Company for Importing Foodstuffs, Livestock, and Meat   | 4,725,968 |
| 802 | Al-Mazraa Al-Jadeeda Company for Importing Livestock, Meat, and Foodstuffs   | 4,723,078 |
| 803 | Al-Maran Company for Furniture Manufacturing   | 4,711,426 |
| 804 | Alam Al-Ghada Company for Importing Foodstuffs, Livestock, and Meat  | 4,708,482 |
| 805 | Al-Masar Al-Daem Company for Metal Industries  | 4,693,762 |
| 806 | Qimmat Al-Taquaddum Company for Building Materials Manufacturing   | 4,691,050 |
| 807 | Al-Wathiqah Al-Asliya Company for Importing Transportation Equipment and Accessories   | 4,684,581 |
| 808 | Al-Ahlam Company for Manufacturing Sponge and Mattresses, affiliated with Natco Holding Company  | 4,681,342 |
| 809 | Al-Buraq Engineering Company for General Contracting and Real Estate Investment  | 4,642,800 |
| 810 | Mashariq Al-Khair Company for Manufacturing Furniture and Accessories  | 4,632,181 |
| 811 | Najmat Al-Gharb Company for Importing Building Materials, Sanitary Ware, and Accessories   | 4,631,850 |
| 812 | Al-Alam Al-Jadeed Company for Electronics Manufacturing  | 4,628,450 |
| 813 | Al-Hayat Al-Mutamayyiza Company for Importing Electrical and Non-Electrical Appliances, Spare Parts, and Electronic Devices  | 4,614,802 |
| 814 | Al-Fayeq Al-Mutamayyiza Company for Heavy Industries   | 4,572,500 |
| 815 | Al-Habba Al-Dhahabiya International Company for Importing Agricultural Machinery and Supplies, Seedlings, Fertilizers, Harvesting and Plowing Equipment, and Parts | 4,569,955 |
| 816 | Ru'ya Al-Ibdaa Company for Importing Electronic and Electrical Devices, Spare Parts, and Mobile Phones   | 4,562,449 |
| 817 | Mateen Company for Importing Cleaning Materials  | 4,562,073 |
| 818 | Al-Sarh Al-Mumarrad Company for Importing Building Materials, Sanitary Ware, and Accessories   | 4,560,523 |
| 819 | Sana'i Libya Company for Aluminum and PVC Manufacturing  | 4,554,433 |
| 820 | Al-Farouq Medical Company for Importing Medicines, Medical Equipment, Medical Supplies, and Mother and Child Supplies  | 4,551,967 |
| 821 | Al-Zawiya Oil Company for Importing Oils and Car Accessories   | 4,548,185 |
| 822 | Mafaza Motors Company for Importing Transportation Vehicles and Accessories  | 4,520,881 |
| 823 | Al-Zira'i Al-Dawli Company for Importing Agricultural Equipment and Supplies   | 4,518,961 |
| 824 | Elite International Company for Importing Medical Equipment  | 4,514,255 |
| 825 | Al-Madmouna Company for Importing Building Materials and Sanitary Ware   | 4,510,361 |
| 826 | Al-Hada'iq Al-Haditha Company for Importing Agricultural Machinery and Supplies  | 4,506,715 |
| 827 | Ajyalna Company for Importing Medical Equipment  | 4,502,085 |
| 828 | Al-Muruj Company Kitchen Manufacturing   | 4,499,637 |
| 829 | Dorsaf Marble & Granite Manufacturing Company  | 4,495,500 |
| 830 | Al-Alam Al-Munir Company for Stationery and Book Import  | 4,495,000 |
| 831 | United Libyan New Company for Importing Electronics and Mobile Phones  | 4,491,060 |

|     |  |           |
|-----|--|-----------|
| 832 | Al-Muta'aliya Company for Communications and Technology  | 4,483,331 |
| 833 | Naqa'a Al-Ma'dan Company for Importing Raw Materials   | 4,480,000 |
| 834 | Al-Qubba Al-Khadra Company for Textile and Furniture Manufacturing   | 4,477,500 |
| 835 | Libya National First Company for Wood Industries and Furniture Manufacturing of All Types                                    | 4,476,977 |
| 836 | Al-Murakabat Al-Mutakaddimah Company for Importing Transportation Vehicles and Accessories                                   | 4,468,626 |
| 837 | Abna' Balhaj Factory for Manufacturing Aluminum and PVC Doors and Windows  | 4,462,210 |
| 838 | Al-Ru'ya Al-Alamiyya Company for Paints and Coatings   | 4,450,669 |
| 839 | Al-Muheet Company for Importing Electrical and Non-Electrical Appliances and Materials and Spare Parts                       | 4,445,591 |
| 840 | Al-Waha International Company for Plastics and Derivatives Manufacturing   | 4,441,500 |
| 841 | Al-Thuraya Company for Importing Building Materials, Sanitary Ware, and Accessories  | 4,426,695 |
| 842 | Al-Siham Al-Zarqa Company for Importing Electrical and Non-Electrical Appliances, Electronic Devices, and Spare Parts        | 4,425,895 |
| 843 | Al-Sakhra Al-Sama' Company for Importing Building Materials and Sanitary Ware  | 4,419,650 |
| 844 | Al-Fakhira Company for Importing Foodstuffs and Fruits   | 4,419,451 |
| 845 | Al-Masar Al-Libi Company for Importing Foodstuffs, Livestock, and Meat   | 4,418,891 |
| 846 | Al-Miraj Company for Manufacturing Electronic and Electrical Devices   | 4,399,735 |
| 847 | Al-Sahl Al-Akhdar Company for Mills and Animal Feed  | 4,394,993 |
| 848 | Al-Hazel Al-Mutamayez Company for Manufacturing Sponge and Mattresses (Limited Liability)                                    | 4,391,772 |
| 849 | Al-Salam Al-Harami Company for Iron Industries Al-Sada Al-Alami Company for Importing Auto Parts and Heavy Machinery         | 4,390,750 |
| 850 | Al-Sada Al-Alami Company for Importing Auto Parts and Heavy Machinery  | 4,368,124 |
| 851 | Al-Ra'idah Company for Building Materials Manufacturing  | 4,365,197 |
| 852 | Bayan Al-Khair Al-Mutawasil Company for Importing Building Materials, Sanitary Ware, and Accessories                         | 4,343,573 |
| 853 | Al-Nizak Al-Baher Company for Importing Electrical and Non-Electrical Appliances, Electronic Devices, and Spare Parts        | 4,309,237 |
| 854 | Rukn Al-Dhiya Company for Importing Electrical and Non-Electrical Appliances, Materials, Spare Parts, and Electronic Devices | 4,306,084 |
| 855 | Qarzah Company for Importing Foodstuffs and Fresh Fruits   | 4,305,497 |
| 856 | Nour Al-Taquddum Company for Importing Foodstuffs  | 4,297,584 |
| 857 | Rahbat Al-Barakah Company for Importing Foodstuffs   | 4,296,670 |
| 858 | Al-Sultan Company for Plastic Industries   | 4,292,817 |
| 859 | Al-Bustan Al-Kabir Company for Importing Foodstuffs  | 4,287,200 |
| 860 | Al-Manhal Company for Importing Medicines, Medical Supplies, and Mother and Child Products                                   | 4,278,619 |
| 861 | Aramex Libya Express Mail Services Company   | 4,268,513 |
| 862 | Qasr Al-Hamraya Company for Importing Foodstuffs, Livestock, and Meat  | 4,262,620 |
| 863 | Al-Qaysar Company for Importing Building Materials, Sanitary Ware, and Accessories   | 4,258,650 |
| 864 | Al-Kimiya Company for Manufacturing Building Materials, Paints, Plastics, and Raw Materials                                  | 4,251,600 |
| 865 | Al-Asas Al-Raqi Al-Jadeed Company for Importing Building Materials, Sanitary Ware, and Accessories                           | 4,245,221 |
| 866 | Al-Badil Company for Importing Electronic Devices and Accessories  | 4,235,774 |

|     |   |           |
|-----|---|-----------|
| 867 | Alam Al-Taqniya Company for Paper and Plastic Industries  | 4,233,610 |
| 868 | Al-Khabir Al-Mu'aliy Company for Importing Building Materials, Sanitary Ware, and Accessories   | 4,203,328 |
| 869 | Najm Al-Ta'alluq Al-Raqi Company for Importing Agricultural Machinery and Supplies  | 4,185,086 |
| 870 | Al-Khat Al-Mudhi' Al-Jadeed Company for Importing Electronic, Electrical, and Household Appliances and Spare Parts                        | 4,182,088 |
| 871 | Al-Sidra Al-Jadeeda Company for Importing Electrical and Non-Electrical Equipment and Materials, Spare Parts, and Electronic Devices      | 4,181,930 |
| 872 | Fakhama Al-Andalus Company for Importing Foodstuffs   | 4,169,900 |
| 873 | Kul Al-Nas Company for Importing Foodstuffs and Livestock   | 4,166,392 |
| 874 | Al-Rimal Company for Importing Mother and Child Supplies  | 4,160,262 |
| 875 | Aseel Company for Importing Cleaning Materials  | 4,148,503 |
| 876 | Al-Murbi Company for Manufacturing and Grinding Animal Feed and its Derivatives   | 4,145,911 |
| 877 | Wadi Bay Al-Kabir Company for Importing Seeds and Agricultural Supplies   | 4,140,000 |
| 878 | A'ali Al-Sharq Company for Importing Foodstuffs, Livestock, and Meat  | 4,125,000 |
| 879 | Al-Marmar Al-Safi Company for Importing Building Materials, Sanitary Ware, and Accessories  | 4,101,300 |
| 880 | Al-Shahd Food Industries Company  | 4,098,796 |
| 881 | Al-Atheer Company for Furniture Manufacturing   | 4,088,261 |
| 882 | Al-Sanad Al-Awwal Company for Furniture Manufacturing   | 4,084,603 |
| 883 | Al-Ataib Company for Importing Foodstuffs, Livestock, and Meat  | 4,079,406 |
| 884 | Al-Shafaq Company for Information Technology  | 4,075,441 |
| 885 | Bayt Al-Anara Al-Areeq Company for Importing Electrical Materials, Electronic Devices, and Accessories                                    | 4,074,270 |
| 886 | Zakhraf Company for Furniture Manufacturing   | 4,065,620 |
| 887 | Fan Al-Taknolojia Company for Importing Electrical Equipment, Materials, and Spare Parts Spare parts, electronic devices, and accessories | 4,062,100 |
| 888 | Atmar United Company for Food Imports   | 4,058,185 |
| 889 | Al Majal Al Wasea Company for the Manufacture of Electronic and Electrical Devices  | 4,052,504 |
| 890 | Jawhara Industrial Company for the Manufacture of Aluminum and PVC  | 4,052,207 |
| 891 | Fayoumi Company for Feed Manufacturing and Grain Milling  | 4,049,393 |
| 892 | Watan Al Majd Company for Food Imports  | 4,042,924 |
| 893 | Manazel Company for Importing Electrical and Non-Electrical Appliances, Materials, and Spare Parts  | 4,031,809 |
| 894 | Al Tamayoz Factory for Aluminum and PVC Manufacturing   | 4,028,228 |
| 895 | Al Fajr Al Jadeed Company for Grain Milling, Flour Production, and Rice Mills   | 4,023,750 |
| 896 | Jabal Al Nour Company for Importing Medical Equipment   | 4,012,000 |
| 897 | Al Ghaidaa Company for Food Imports   | 4,000,410 |
| 898 | Al Zaher Al Libi Company for Importing Jewelry, Precious Stones, and Precious Metals  | 3,993,941 |
| 899 | Al Sahra Al Thahabiya Company for Food Industries   | 3,992,000 |
| 900 | Astooool Al Mutawassit Company for Food Imports   | 3,991,000 |
| 901 | Al Jawhara Company for Importing Cleaning Materials (Limited Liability)   | 3,989,333 |
| 902 | Afnan Company for Importing Jewelry, Precious Stones, and Precious Metals   | 3,988,100 |

|     |  |           |
|-----|--|-----------|
| 903 | South Mediterranean Company for Food Development   | 3,984,312 |
| 904 | Al Sadaqa Al Dawlia Company for Importing Transportation Equipment and Spare Parts   | 3,980,900 |
| 905 | Qarara Company for Importing Jewelry, Precious Stones, and Precious Metals   | 3,980,495 |
| 906 | Al Luluah Al Dawlia Company for Importing Jewelry, Precious Stones, and Precious Stones                                      | 3,978,700 |
| 907 | Alam Al Taknologia Company for Technical Solutions and Information Systems (a subsidiary of Al Libiya International Company) | 3,964,796 |
| 908 | Al Taqnia Al Dawlia Company for Importing Medicines and Medical Supplies   | 3,956,417 |
| 909 | Manara Al Iskandariya Company for Food Imports   | 3,955,060 |
| 910 | Sahel Al Hanshir Company for Importing Electrical and Non-Electrical Appliances, Materials, and Spare Parts                  | 3,952,631 |
| 911 | Company Al-Nibras for Importing Foodstuffs, Livestock, and Meat  | 3,949,449 |
| 912 | Sultan Al-Khair Company for Importing Foodstuffs   | 3,942,546 |
| 913 | Ishada Company for Manufacturing Electronic and Electrical Appliances  | 3,935,229 |
| 914 | Al-Najma Company for Soap Manufacturing  | 3,927,373 |
| 915 | Al-Sari Al-Awal Company for Importing Heavy Equipment  | 3,924,165 |
| 916 | Libya Al-Mutamayyiza Company for Manufacturing and Forming Metals  | 3,917,100 |
| 917 | Ard Al-Khairat Company for Coffee Manufacturing  | 3,912,096 |
| 918 | Al-Rabeei Factory for Manufacturing Sweets and Packaging Legumes   | 3,899,937 |
| 919 | Essam & Partners Company for Coffee Manufacturing  | 3,899,250 |
| 920 | Bin Walid Complex Company for Wool Industries  | 3,896,518 |
| 921 | Al-Suhoul Al-Naqia Company for Importing Agricultural Machinery, Supplies, and Spare Parts                                   | 3,889,591 |
| 922 | Al-Fahd Al-Sari' Company for Importing Raw Materials   | 3,880,878 |
| 923 | Sukra Al-Alamiyah Company for Importing Foodstuffs, Livestock, and Meat  | 3,876,875 |
| 924 | Darb Al-Bina' Company for Importing Raw Materials  | 3,860,788 |
| 925 | Noor Al-Qamar Company for Electronic and Electrical Industries   | 3,844,350 |
| 926 | Al-Rida Al-Da'im Company for Importing Cars and Spare Parts  | 3,819,880 |
| 927 | Al-Azz Company for Paint and Paste Manufacturing   | 3,814,500 |
| 928 | Qattis Company for Importing Electrical and Non-Electrical Appliances, Spare Parts, and Electronic Devices                   | 3,803,394 |
| 929 | Afaq Al-Majara Company for Importing Meat and Livestock  | 3,802,217 |
| 930 | Atr Al-Ward Company for Chemical Industries and Cleaning Materials   | 3,798,560 |
| 931 | Al-Naseem Company for Importing Household and Electrical Appliances  | 3,790,703 |
| 932 | Al-Ihtimam Company for Importing Medical Equipment, Medicines, Medical Supplies, and Mother and Child Products               | 3,788,584 |
| 933 | Al-Rasin Company for Importing Medicines and Medical Equipment   | 3,783,682 |
| 934 | Alam Al-Itqan Al-Awwal Company for Information Technology  | 3,780,150 |
| 935 | Jusoor Al-Nahda Company for Importing Foodstuffs, Livestock, and Meat  | 3,766,932 |
| 936 | Auras Al-Jadeeda Company for Furniture Manufacturing   | 3,737,031 |
| 937 | Al-Thawb Al-Raqi Company for Importing Clothes   | 3,729,327 |
| 938 | Al-Diyar Al-Alamiyah Company for Importing Building Materials, Sanitary Ware, and Accessories                                | 3,720,896 |

|     |   |           |
|-----|---|-----------|
| 939 | Panorama Libya Company for Importing Foodstuffs Consumer Association Company for Importing Foodstuffs, Livestock, and Meat  | 3,720,101 |
| 940 | Consumer Cooperative Company for Importing Foodstuffs, Livestock, and Meat  | 3,716,394 |
| 941 | Prevention Company for Importing Medical Equipment, Medicines, Medical Supplies, Medical Laboratories and their Accessories | 3,708,769 |
| 942 | Dar Al-Katkout Company for Hatching Fertilized Eggs and Producing and Training Chicks                                       | 3,708,288 |
| 943 | Delta United Company for Packaging Materials  | 3,704,656 |
| 944 | Raneen Al-Awal Company for Communications and Technology  | 3,700,885 |
| 945 | Junaid Company for Manufacturing Home and Office Furniture  | 3,682,471 |
| 946 | Arkan Libya Company for Furniture Manufacturing   | 3,671,446 |
| 947 | Libya National Company for Building Materials and Furniture Manufacturing   | 3,658,250 |
| 948 | Al-Burj Al-Fiddi Company for Importing Electronics and Household Goods  | 3,654,900 |
| 949 | Al-Tariq Company for Importing Agricultural Supplies  | 3,650,052 |
| 950 | Al-Jadeeda Company for Foodstuffs Manufacturing   | 3,648,350 |
| 951 | Wifaq Al-Hayat Company for Importing Medical Equipment  | 3,637,500 |
| 952 | Al-Habara Company for Importing Mother and Child Supplies, Medical Equipment, and Medical Supplies                          | 3,635,350 |
| 953 | Al-Qawiri Company for Iron Industries   | 3,633,674 |
| 954 | Al-Jawda Company for Manufacturing and Assembling Electrical, Household, and Electronic Goods                               | 3,632,245 |
| 955 | Al-Rifaq Al-Jadeed Company for Importing Livestock and Meat   | 3,627,600 |
| 956 | Tobruk Company for Refining and Packaging Vegetable Oils  | 3,617,425 |
| 957 | Al-Binaa Al-Mithali Company for Importing Electrical and Non-Electrical Appliances and Materials and Spare Parts            | 3,617,002 |
| 958 | Al-Rayyan Al-Raqi Company for Importing Foodstuffs and Provisions   | 3,612,078 |
| 959 | Jisr Al-Jadeed Company for Manufacturing Raw Materials, Operating Supplies, and Sanitary Materials Construction             | 3,607,642 |
| 960 | Al Ain Al Sahira Company for Food Imports   | 3,606,247 |
| 961 | West Mediterranean Company for Importing Cleaning Materials   | 3,600,345 |
| 962 | Kayan Company for Manufacturing Water and Oil Factory Supplies  | 3,598,884 |
| 963 | Al-Ghairan Al-Jadeeda Company for Importing Furniture   | 3,594,774 |
| 964 | Al-Raqam Al-Awal Company for Importing Electrical and Electronic Appliances   | 3,587,703 |
| 965 | Matous Company for Food Industries  | 3,585,883 |
| 966 | Al-Awafi Company for Importing Foodstuffs   | 3,570,008 |
| 967 | Al-Musanada Company for Manufacturing Electronic and Electrical Devices and Software  | 3,562,400 |
| 968 | Diqat Al-Ikhtiyar Company for Importing Electrical and Non-Electrical Devices, Materials, and Spare Parts                   | 3,548,644 |
| 969 | Al-Nakhah Al-Dawliya Al-Haditha Company for Importing Tobacco, Cigarettes, and Related Products                             | 3,542,220 |
| 970 | Marhaba Company for Importing Foodstuffs  | 3,538,127 |
| 971 | Alam Al-Qiyada Company for Importing Transportation Vehicles  | 3,528,215 |
| 972 | Al-Nujoum Al-Jadeeda Company for Importing Foodstuffs, Livestock, and Meat  | 3,526,083 |
| 973 | Al-Amazon Al-Libi Company for Importing Mobile Phones and Accessories   | 3,498,978 |

|      |   |           |
|------|---|-----------|
| 974  | Biladi Company for Animal Feed Manufacturing  | 3,487,250 |
| 975  | Balhaj International Company and Partners for Importing Electrical and Non-Electrical Devices, Materials, and Spare Parts | 3,474,000 |
| 976  | Shati Al-Nakheel Company for Iron Industries  | 3,473,123 |
| 977  | Al-Laheq Company for Importing Electrical and Non-Electrical Devices, Materials, and Spare Parts                          | 3,464,384 |
| 978  | Manahil Al-Ma'mar Company for Importing Building Materials and Sanitary Ware  | 3,462,715 |
| 979  | Qudra Al-Tasnee Company for Manufacturing Building Materials  | 3,461,818 |
| 980  | Saba Company for Importing Foodstuffs   | 3,460,486 |
| 981  | Rahma Company for Importing Transportation Vehicles And its accessories   | 3,449,723 |
| 982  | Sabeel Company for Cleaning Materials   | 3,445,668 |
| 983  | Talia Company for Food Imports  | 3,444,933 |
| 984  | Al-Raed Al-Libi Company for Food Industries   | 3,443,988 |
| 985  | Al-Khaleej Company for Shoes and Leather Products   | 3,442,536 |
| 986  | Al-Sadah Al-Mutamayizoun Company for Food Industries and Sweets   | 3,437,654 |
| 987  | Al-Ufuq Al-Tarjawi Company for Plastic Industries   | 3,433,376 |
| 988  | Al-Zahra Company for Importing Medical Equipment, Medicines, Medical Supplies, and Mother and Child Products              | 3,408,182 |
| 989  | Kona Company for Importing Food Products  | 3,404,125 |
| 990  | Kayan Al-Mutamayiz Company for Aluminum Industries  | 3,401,107 |
| 991  | Abour Company for Electronic Payment Solutions  | 3,390,807 |
| 992  | Al-Mu'assis Al-Raqi Company for Iron Industries   | 3,385,675 |
| 993  | Al-Rahila Company for Diaper Manufacturing  | 3,379,950 |
| 994  | Al-Nada Company for Mineral Water, Juice, and Soft Drink Industries and Bottling  | 3,379,939 |
| 995  | Al-Wadi Al-Awwal Company for Food Industries  | 3,367,800 |
| 996  | Sandra Company for Importing Foodstuffs, Livestock, and Meat  | 3,359,466 |
| 997  | Al-Saraya International Company for Wood Industries   | 3,359,237 |
| 998  | Al-Alamiyah Factory for Floor Tiles and Marble Cutting  | 3,357,900 |
| 999  | Al-Qaws International Company for Importing Transportation Equipment, Accessories, Oils, and Greases                      | 3,348,476 |
| 1000 | Alam Al-Ibdaa Company for Medical Equipment   | 3,328,739 |
| 1001 | Akhshab Al-Alam Company for Wood Industries   | 3,311,309 |
| 1002 | Nahj Al-Asima Company for Furniture Manufacturing   | 3,268,718 |
| 1003 | Al-Safa Al-Oula Company for Insulation and Chemical Additives   | 3,266,100 |
| 1004 | Al-Mustaqbal Al-Wadih Company For importing mother and baby supplies:   | 3,262,236 |
| 1005 | Jinan Al-Khair Company for Food Imports   | 3,256,010 |
| 1006 | Al-Nahda Libyan Company for Carton and Paper Products   | 3,252,948 |
| 1007 | Nujoum Tripoli Company for Assembling and Manufacturing Electronics, Various Software, and Spare Parts                    | 3,250,099 |
| 1008 | Al-Yanbu' International Company for Food Imports  | 3,244,906 |
| 1009 | Al-Istimrar Company for Food Imports  | 3,241,306 |
| 1010 | Zahra Kafalai Company for Importing Building Materials, Sanitary Ware, and Accessories                                    | 3,219,230 |

|      |  |           |
|------|--|-----------|
| 1011 | Libyan Modern Company for Importing Electrical and Non-Electrical Appliances and Materials, Electronic Devices, and Salt         | 3,211,963 |
| 1012 | Al-Bariq Al-Awwal Company for Manufacturing Electronic and Electrical Devices  | 3,195,715 |
| 1013 | Engineering Development Company for Manufacturing Trailers   | 3,187,867 |
| 1014 | Al-Haramain Perfume Company for Importing Foodstuffs and Fresh Fruits  | 3,176,600 |
| 1015 | Al-Nujoum Al-Dhahabiya Company for Importing Cars and Spare Parts  | 3,159,950 |
| 1016 | Al-Amir Al-Mumayaz Company for Importing Various Means of Transportation and Accessories   | 3,158,745 |
| 1017 | Aali Tibesti Company for Food Industries   | 3,157,000 |
| 1018 | Abu Bakr Salem Malouq Paper Factory  | 3,152,500 |
| 1019 | Kinan Company for Electromechanical and Electrical Industries  | 3,139,000 |
| 1020 | Comprehensive Distribution Company for Information Technology  | 3,137,148 |
| 1021 | Al-Wadi Company for Importing Building Materials and Sanitary Ware   | 3,136,784 |
| 1022 | Shams Al-Aseel Company for Importing Electrical and Non-Electrical Appliances and Materials, Spare Parts, and Electronic Devices | 3,131,779 |
| 1023 | Wadi Juwaibia Company for Feed Manufacturing, Grain Milling, and Flour Production  | 3,125,000 |
| 1024 | Al-Murshid Group Company for Importing Means of Transportation and Accessories LLC   | 3,124,558 |
| 1025 | Karzaz Company for Importing Building Materials, Sanitary Ware, and Accessories  | 3,115,674 |
| 1026 | Al-Jawhara Al-Zarqa Company for Importing Raw Materials  | 3,113,000 |
| 1027 | Sahl Al-Fadhil Abu Omar Company for Importing Agricultural Machinery, Supplies, and Spare Parts                                  | 3,095,510 |
| 1028 | Lamis Al-Wiqaya Company for Importing Mother and Child Supplies  | 3,092,603 |
| 1029 | Al-Alam Al-Zahir Company for Importing Machinery and Supplies Agricultural and spare parts                                       | 3,091,049 |
| 1030 | Al-Bunyan Iron and Steel Manufacturing Company   | 3,074,015 |
| 1031 | Libyan Motors Company for Importing Cars and Spare Parts   | 3,068,178 |
| 1032 | National United Company for Importing Foodstuffs   | 3,067,510 |
| 1033 | Al-Sadd Al-Aali Company for Manufacturing Electronic Devices   | 3,067,334 |
| 1034 | Duroob Al-Bayda Company for Importing Agricultural Machinery, Supplies, and Spare Parts  | 3,060,000 |
| 1035 | Al-Istiqlal Company for Importing Foodstuffs   | 3,057,802 |
| 1036 | Al-Alam Al-Mudhi Company for Importing Electrical and Non-Electrical Devices, Materials, and Spare Parts                         | 3,054,021 |
| 1037 | Anwar Al-Mustaqbal International Company for Importing Electrical and Non-Electrical Devices, Materials, and Spare Parts         | 3,047,973 |
| 1038 | Mara'ina Al-Khadra Company for Animal Feed Manufacturing   | 3,047,446 |
| 1039 | Advanced Systems Company for Importing Electronic Devices, Accessories, and Spare Parts  | 3,027,570 |
| 1040 | Libya Al-Jadeeda Company for Importing Cars and Spare Parts  | 3,006,786 |
| 1041 | Al-Bayt Al-Mumayaz Company for Importing Building Materials, Sanitary Ware, and Accessories                                      | 3,005,877 |
| 1042 | Al-Maw'ed Al-Daqiq Company for Communications and Information Technology   | 3,005,000 |
| 1043 | Al-Ittihad Al-Fallahi Company for Importing Electrical Materials and Spare Parts   | 3,003,374 |
| 1044 | Shaheen Al-Mustaqbal Company for Importing Foodstuffs, Livestock, and Meat   | 3,002,748 |
| 1045 | Yara International Company for Importing Foodstuffs, Livestock, and Meat   | 2,999,430 |
| 1046 | Al-Jawda Al-Asliya Al-Haditha Company for Importing Electrical Devices, Materials, and Spare Parts                               | 2,999,216 |



|      |  |           |
|------|--|-----------|
| 1047 | Dar Al-Khibra Company for Importing Cars and Spare Parts   | 2,998,834 |
| 1048 | Al-Hanaa International Company for Importing Foodstuffs and Fresh Fruits   | 2,998,800 |
| 1049 | Group Company Pioneers for Oil Services  | 2,998,578 |
| 1050 | Droub Al-Shater Company for General Contracting and Real Estate Investment   | 2,998,475 |
| 1051 | Shumous Al-Ghada Company for Importing Foodstuffs, Livestock, and Meat   | 2,997,285 |
| 1052 | Abu Madi International Company for General Contracting and Real Estate Investment  | 2,988,486 |
| 1053 | Al-Sariya Company for Importing Raw Materials  | 2,985,712 |
| 1054 | Sarar Al-Mutamayez Company for Importing Raw Materials, Factory and Workshop Equipment and Supplies                                | 2,985,288 |
| 1055 | Al-Akarem International Company for Importing Electrical Appliances, Electronic Devices and Accessories                            | 2,985,223 |
| 1056 | Al-Kanz Al-Sami Al-Awal Company for Importing Electronic Devices   | 2,983,404 |
| 1057 | Silpress Libya Company for Importing Medicines, Medical Equipment, Medical Supplies, and Mother and Child Supplies                 | 2,978,936 |
| 1058 | Al-Mazari' Al-Watani Company for Importing Agricultural Machinery, Supplies, and Spare Parts LLC                                   | 2,974,449 |
| 1059 | Al-Bayan Al-Awal Company for Importing Electrical Appliances and Materials   | 2,972,100 |
| 1060 | Clean International Company for Importing Decorative Items, Hardware, and Cleaning Materials                                       | 2,958,909 |
| 1061 | Modern Real Estate Company for Importing Building Materials, Sanitary Ware, and Accessories  | 2,957,326 |
| 1062 | Sama Al-Khair Company for Importing Raw Materials  | 2,956,644 |
| 1063 | Ikleel Company for Importing Medicines and Medical Equipment   | 2,951,258 |
| 1064 | Al-Wafi Group Company for Importing Agricultural Machinery, Supplies, and Spare Parts  | 2,950,196 |
| 1065 | Al-Mutatawwirah Company for Importing Electrical Appliances and Spare Parts  | 2,949,772 |
| 1066 | Al-Khaleej Al-A'im Company for Importing Foodstuffs, Livestock, and Meat   | 2,947,600 |
| 1067 | Asnaf Medical Company for Importing Medical Equipment  | 2,942,838 |
| 1068 | Al-Mustaqbal Al-Da'im Electronic Company for Importing Electronic Devices, Accessories, and Spare Parts                            | 2,922,556 |
| 1069 | Al-Shahed Group Company for Importing Foodstuffs   | 2,916,300 |
| 1070 | Haqoul Al-Oula Company for Importing Agricultural Machinery, Supplies, and Spare Parts   | 2,914,866 |
| 1071 | Kayan Al-Tawasul Company for Importing Mobile Phones and Accessories   | 2,912,974 |
| 1072 | Al-Mazaya Real Estate Company for General Contracting and Real Estate Investment   | 2,910,743 |
| 1073 | Al-Shahd Food Company for Importing Foodstuffs   | 2,905,328 |
| 1074 | Marsit Company for Importing Foodstuffs  | 2,903,833 |
| 1075 | Wahat Al-Taqiya Electronic Company for Importing Electronic Devices, Accessories, and Spare Parts                                  | 2,900,436 |
| 1076 | Electron Trading Company for Importing Electrical and Non-Electrical Devices, Materials, and Spare Parts                           | 2,900,117 |
| 1077 | Al-Najm Al-Raqi Company for Importing Electronics  | 2,899,990 |
| 1078 | Al-Majmou'a Al-Muttahida Company for Assembling and Manufacturing Electronic and Electrical Devices                                | 2,897,663 |
| 1079 | Al-Toumi Company for Importing Building Materials and Sanitary Ware  | 2,897,100 |
| 1080 | Al-Ta'alluq Al-Bahir Al-Awwal Company for Importing Materials Electronics, household goods, electrical appliances, and accessories | 2,885,014 |
| 1081 | Al-Kayan Company for Paper Industries, Packaging, and Printing   | 2,869,853 |
| 1082 | New Electronic Brand Company for Importing Electronic Devices, Spare Parts, and Accessories  | 2,869,429 |

|      |  |           |
|------|--|-----------|
| 1083 | Rukn Al-Ibdaa Company for Food Industries  | 2,864,661 |
| 1084 | Al-Surouh Al-Libya Al-Haditha Company for Importing Electrical and Non-Electrical Devices, Materials, Spare Parts, and Equipment | 2,860,107 |
| 1085 | Titl Company for Importing Factory and Workshop Equipment and Supplies   | 2,852,749 |
| 1086 | Al-Ghazl Company for Importing Clothing, Textiles, and Leather Goods   | 2,852,000 |
| 1087 | Al-Ayadi Al-Dhahabiya Al-Muttahida Company for Importing Electronics   | 2,850,000 |
| 1088 | Buruj Al-Salam Company for Feed and Flour Production   | 2,848,600 |
| 1089 | Al-Atlas Al-Alamiya Company for Importing Medicines, Medical Supplies, and Mother and Child Products                             | 2,842,624 |
| 1090 | Al-Tawasul Factory for Wood Industries   | 2,837,627 |
| 1091 | Al-Atibaa Al-Awail Company for Importing Medical Equipment   | 2,836,057 |
| 1092 | Bayout Al-Ezz Group Company for Importing Building Materials and Electrical Sanitary Ware  | 2,829,247 |
| 1093 | Najmat Al-Khair Company for Paper Industries   | 2,806,550 |
| 1094 | Wahat Al-Khair Company for Importing Electronic Devices  | 2,797,520 |
| 1095 | Asaad Company for Importing Trucks, Cars, and Heavy Transport Vehicles   | 2,768,340 |
| 1096 | Al-Su'oud Al-Mithali Company for Importing Transport Vehicles and Accessories  | 2,768,229 |
| 1097 | Al-Libya Al-Sari'a Company for Aviation Services   | 2,766,319 |
| 1098 | Lina Pharmaceutical Company for Importing Medicines and Medical Equipment  | 2,758,570 |
| 1099 | Company New Link First for Building Materials Industry Limited Liability Company   | 2,752,245 |
| 1100 | Safaa Al-Tareeq Company for Importing Foodstuffs, Livestock, and Meat  | 2,747,763 |
| 1101 | Silk Road Company for Importing Foodstuffs, Livestock, and Meat  | 2,735,730 |
| 1102 | Abu Dabbous Factory for Manufacturing Plastic Containers and Household Goods   | 2,725,706 |
| 1103 | Aslanta Company for Importing Foodstuffs, Livestock, and Meat  | 2,723,274 |
| 1104 | Al-Takammul Factory for Manufacturing Corrugated Sheet Metal   | 2,722,400 |
| 1105 | Sultan Al-Baraka Company for Importing Foodstuffs  | 2,715,316 |
| 1106 | Silpress Libya Company for Importing Perfumes, Cosmetics, Hardware, and Cleaning Materials                                       | 2,715,196 |
| 1107 | Al-Mitaq Al-Hadith Company for PVC Manufacturing   | 2,713,462 |
| 1108 | Rawafed Al-Mustaqbal Company for Importing Foodstuffs  | 2,707,620 |
| 1109 | Al-Mustaqbal Electronic Systems Company for Importing Electronic Devices and Accessories   | 2,701,382 |
| 1110 | Bayan Libya International Company for Importing Electronic, Electrical, and Non-Electrical Devices, Spare Parts, and Salt        | 2,700,491 |
| 1111 | Wasel Company for Importing Electronic Devices, Electrical and Non-Electrical Materials, and Appliances                          | 2,700,367 |
| 1112 | Tawzeed Libya Company for Importing Foodstuffs   | 2,690,880 |
| 1113 | Al Qasr Al Malaki Company for Importing Medical Equipment, Medicines, Medical Supplies, and Mother and Child Products            | 2,677,039 |
| 1114 | Safi Libya Al Jadeeda Company for Importing Electrical and Non-Electrical Devices and Materials, and Electronic Devices          | 2,670,227 |
| 1115 | Al Tafa'ul Factory for Building Materials  | 2,665,300 |
| 1116 | Al Ruwad International Factory for Clothing Manufacturing  | 2,660,560 |
| 1117 | Shuaa Al Oula Company for Building Materials and Sanitary Ware   | 2,659,327 |

|      |   |           |
|------|---|-----------|
| 1118 | Al Qalaa Company for Importing Agricultural Materials and Supplies  | 2,650,339 |
| 1119 | Al Ikram Company for Importing Agricultural Machinery and Equipment   | 2,650,285 |
| 1120 | Al Sand Company for Wood Industries   | 2,640,972 |
| 1121 | Al Nukhba Company for Importing Foodstuffs  | 2,638,462 |
| 1122 | Adwaa Al Madina Al Thahabiya Company for Importing Electronic and Electrical Devices, Spare Parts, and Mobile Phones    | 2,638,093 |
| 1123 | Al Rawnak Factory for Wood Industries   | 2,629,385 |
| 1124 | Al Mawarid Al Muthaida Company for Importing Foodstuffs   | 2,628,525 |
| 1125 | Mas Company for Plastic Industries  | 2,621,518 |
| 1126 | Kufuf Al Rahah Company for Importing Medical Equipment and Supplies   | 2,601,672 |
| 1127 | Jisr Al Thahab Group Company for General Contracting and Real Estate Investment   | 2,600,832 |
| 1128 | Bin Jaber Company for Importing Auto Spare Parts  | 2,582,789 |
| 1129 | Al Qutouf Al Aaliya Company for Importing Foodstuffs  | 2,576,460 |
| 1130 | Abwab Al Fath Company for Importing Stationery and Office Supplies  | 2,576,225 |
| 1131 | Houmi Company for Importing Electrical Devices and Materials Non-electrical equipment and spare parts                   | 2,571,536 |
| 1132 | Afaq Company for Importing Transportation Equipment, Supplies, and Workshop Equipment                                   | 2,566,236 |
| 1133 | Mafaza Petrochemical Industries Company   | 2,565,655 |
| 1134 | Taj Al-Ghadaa Al-Awal Company for Importing Foodstuffs, Livestock, and Meat   | 2,550,930 |
| 1135 | Condor Libya Company for Importing Electrical and Non-Electrical Appliances, Spare Parts, and Electronic Devices        | 2,550,850 |
| 1136 | Al-Thawabit Al-Muttahida Company for Information Technology and Communication Systems                                   | 2,549,871 |
| 1137 | Shams Al-Jazeera Company for Importing Electronic, Electrical, and Non-Electrical Devices, Spare Parts, and Accessories | 2,544,600 |
| 1138 | Al-Sunbula Al-Fariqa Company for Importing Foodstuffs   | 2,544,418 |
| 1139 | Zadco Pharma Company for Importing Medicines and Medical Equipment  | 2,538,012 |
| 1140 | Al-Ibdaa Al-Hur Company for Importing Clothing, Textiles, and Leather Goods   | 2,530,644 |
| 1141 | Al-Marj Group Company for Importing Foodstuffs, Livestock, and Meat   | 2,528,339 |
| 1142 | Al-Haram Company for the Manufacture of Paints, Plastic and Metal Containers  | 2,522,700 |
| 1143 | Al-Maamoura Al-Jadeeda Company for Mills, Feed, and Rice Mills  | 2,514,375 |
| 1144 | Al-Kuf Al-Baher Company for Importing Heavy Machinery, Equipment, and Spare Parts                                       | 2,503,504 |
| 1145 | Al-Qata' Al-Thabit Company for Aluminum Manufacturing   | 2,501,692 |
| 1146 | Anoud Al-Jabal Company for Importing Foodstuffs   | 2,499,998 |
| 1147 | Al-Wataq Al-Awal Company for PVC Manufacturing  | 2,495,622 |
| 1148 | Rand Company for Food Industries  | 2,494,530 |
| 1149 | Factory Al-Ghazali for Building Materials   | 2,492,343 |
| 1150 | Al-Sami First Food Industries Company   | 2,480,000 |
| 1151 | Al-Ibdaa Al-Qari Company for Importing Building Materials and Sanitary Ware   | 2,469,150 |
| 1152 | Baqat Al-Rabee Company for Importing Foodstuffs   | 2,465,000 |
| 1153 | Al-Hijaz Company for Importing Raw Materials  | 2,459,316 |

|      |   |           |
|------|---|-----------|
| 1154 | Duroob Al-Rakhaa Company for Importing Foodstuffs   | 2,458,475 |
| 1155 | Al-Maysam International Company for Importing Clothing, Textiles, and Leather Goods   | 2,449,216 |
| 1156 | Al-Waha Insurance Company   | 2,448,828 |
| 1157 | Bahira Al-Saraya Company for Importing Heavy Machinery, Equipment, Spare Parts, and Factory Equipment                         | 2,448,784 |
| 1158 | Al-Makhzoun Al-Tayeb Company for Importing Mother and Child Supplies  | 2,436,908 |
| 1159 | Sogolin Company for Building Materials  | 2,430,000 |
| 1160 | Al-Alama Al-Wataniya Company for Food Industries  | 2,424,762 |
| 1161 | Pharmalis Libya Company for Importing Medicines, Medical Supplies, and Mother and Child Supplies                              | 2,422,864 |
| 1162 | Al-Jabal Al-Akhdar International Company for Importing Clothing, Textiles, and Leather Goods                                  | 2,408,041 |
| 1163 | Al-Rawda Company for PVC and Aluminum Manufacturing   | 2,402,361 |
| 1164 | Al-Mutatawirin Group Company for Aluminum and PVC Manufacturing   | 2,400,993 |
| 1165 | Elaf International United Company for Importing Clothing, Shoes, Textiles, and Leather Goods                                  | 2,400,000 |
| 1166 | Al-Muttahida Company for Aluminum, PVC, and Decoration Manufacturing  | 2,397,868 |
| 1167 | Al-Aws Libyan Company for Importing Foodstuffs  | 2,395,614 |
| 1168 | Al-Masar Company New for Importing Various Means of Transportation, Cars, and Spare Parts                                     | 2,391,889 |
| 1169 | Al-Hayra Company for Manufacturing Electronic and Electrical Devices  | 2,385,070 |
| 1170 | Caracas Company for Importing Foodstuffs  | 2,380,936 |
| 1171 | World of Motors Company, Leading for Importing Means of Transportation and Accessories LLC                                    | 2,375,610 |
| 1172 | Verona Company for Importing Foodstuffs, Livestock, and Meat  | 2,372,317 |
| 1173 | Victoria Company for Importing Foodstuffs, Livestock, and Meat  | 2,368,370 |
| 1174 | Najmat Al-Majara Company for Importing Livestock and Meat   | 2,368,307 |
| 1175 | United Engineers Company for Construction and Engineering Works   | 2,360,600 |
| 1176 | Al-Rasm Company for Importing Books and Stationery  | 2,346,618 |
| 1177 | Profimi Mediterranean Company for Feed Manufacturing  | 2,344,786 |
| 1178 | Al-Rahab Company for Importing Cars and Spare Parts   | 2,342,500 |
| 1179 | Al-Nahda Al-Wataniya Company for Importing Means of Transportation and Accessories  | 2,334,937 |
| 1180 | Al-Rasel Company for Furniture Manufacturing  | 2,329,681 |
| 1181 | Al-Batnan Company for Importing Veterinary Medicines  | 2,321,525 |
| 1182 | Al-Fayqa Al-Jadeeda Company for Importing Heavy Machinery, Equipment, and Spare Parts   | 2,307,208 |
| 1183 | Al-Ishraq Al-Jadeed Company for Furniture Manufacturing   | 2,288,706 |
| 1184 | Al-Istabraq Al-Mudhi'a Company for Importing Electronic and Electrical Devices and Spare Parts                                | 2,286,072 |
| 1185 | Al-Muttahida Al-Libya Company for Importing Electronic, Electrical, and Non-Electrical Devices, Spare Parts, and Accessories  | 2,281,283 |
| 1186 | Rukn Al-Mutawassit Company for Manufacturing Electronic and Electrical Devices  | 2,270,379 |
| 1187 | Nidaa Al-Mustaqbal Company for Importing Transportation Vehicles, Spare Parts, and Accessories                                | 2,269,550 |
| 1188 | Al-Yaqout Al-Safi Company for Importing Heavy Machinery, Equipment, Supplies, Spare Parts, and Factory Equipment and Supplies | 2,264,832 |
| 1189 | Al-Rafie Company for Manufacturing Electronic and Electrical Devices  | 2,260,025 |
| 1190 | Al-Sawa'id Al-Samra'a Company for Importing Building Materials, Sanitary Ware, and Accessories                                | 2,253,395 |

|      |  |           |
|------|--|-----------|
| 1191 | Opal Company for Food Industries   | 2,250,000 |
| 1192 | Afaq Al-Ghad Company for Printing and Publishing   | 2,241,499 |
| 1193 | Misrata Factory for Manufacturing Plastic Pipes  | 2,234,639 |
| 1194 | First Artificial Intelligence Company for Computer Services, Electronic Systems, and Information Technology      | 2,226,000 |
| 1195 | Modern Sectors Company for Aluminum Manufacturing  | 2,208,882 |
| 1196 | Al-Thawabit Al-Raqiya Company for Importing Sanitary Ware  | 2,200,492 |
| 1197 | Al-Sha'la Company for Importing Raw Materials  | 2,197,504 |
| 1198 | Al-Umran Al-Muzdahir Company for Manufacturing Cleaning Materials  | 2,193,180 |
| 1199 | Asmaran Company for Manufacturing Asphalt and Derivatives Oil Company  | 2,189,600 |
| 1200 | White Cotton Company for Importing Clothing, Fabrics, and Leather Goods  | 2,180,051 |
| 1201 | Al-Barza Company for Food Imports  | 2,179,879 |
| 1202 | Al-Jusoor Company for Importing Workshop and Factory Equipment   | 2,172,426 |
| 1203 | Al-Umma Al-Muttahida Company for Printing, Publishing, Media, Paper Industries, and Packaging                    | 2,170,159 |
| 1204 | Al-Tanara Company for Fishing and Canning Fish   | 2,166,055 |
| 1205 | Balhaj Factory for Manufacturing Plastic and Aluminum Mats and Accessories                                       | 2,151,771 |
| 1206 | Al-Radwan Company for Importing Medicines, Supplies, and Medical Equipment                                       | 2,150,957 |
| 1207 | Fares Company for Networks and Information Technology  | 2,149,563 |
| 1208 | Al-Lamseh Al-Jadeeda Company for Furniture Manufacturing   | 2,144,750 |
| 1209 | Sanabel Al-Zahraa Company for Importing Farm Equipment and Agricultural Supplies                                 | 2,142,799 |
| 1210 | Al-Riyada Al-Dawaiya Company for Importing Medical Equipment and Medicines                                       | 2,141,870 |
| 1211 | Al-Ijtihad Company for Importing Electrical and Non-Electrical Appliances and Spare Parts                        | 2,137,321 |
| 1212 | Al-Baskel Company for Importing Electrical and Household Appliances  | 2,136,219 |
| 1213 | Al-Badil Al-Mumtaz Company for Importing Electronic, Electrical, and Non-Electrical Devices                      | 2,130,380 |
| 1214 | Al-Qudra Al-Ma'mariya Al-Faiqa Company for Importing Sanitary Building Materials and Accessories                 | 2,130,284 |
| 1215 | Qasr Al-Sudair Company for Importing Ceramics and Building Materials   | 2,119,629 |
| 1216 | Al-Sahl Company for Communications and Technology  | 2,113,274 |
| 1217 | Injaz Al-Wataniya Company for Building Materials Manufacturing   | 2,110,930 |
| 1218 | Al-Rabee Company for Manufacturing Diapers, Health Care Supplies, and Detergents                                 | 2,106,417 |
| 1219 | Al-Asma Company for Importing Cleaning Materials   | 2,094,029 |
| 1220 | Shaymaa Company for Food Industries  | 2,092,212 |
| 1221 | United Summit Company for Importing Agricultural Machinery, Supplies, and Spare Parts                            | 2,090,864 |
| 1222 | Al-Rasikhah Company for Importing Building Materials, Sanitary Ware, and Accessories                             | 2,082,048 |
| 1223 | Al-Rakhaa Company for Flour and Derivatives  | 2,080,000 |
| 1224 | Ameel Company for Importing Electrical and Non-Electrical Appliances, Materials, and Spare Parts                 | 2,062,962 |
| 1225 | Al-Sawaed International Company for Importing Foodstuffs, Livestock, and Meat                                    | 2,062,789 |
| 1226 | Jabal Libya Company for Importing Heavy Machinery and Equipment, Spare Parts, and Factory Equipment and Supplies | 2,056,112 |
| 1227 | Elaf International Company for Importing Household Appliances  | 2,055,000 |
| 1228 | Shams Al-Majd Company for Importing Building Materials   | 2,050,650 |

|      |   |           |
|------|---|-----------|
| 1229 | Itar Al-Afdal Company for Importing Transportation Vehicles and Accessories   | 2,040,926 |
| 1230 | Rikaz Company for Importing Building Materials, Sanitary Ware, and Accessories  | 2,031,437 |
| 1231 | Al-Burhan International Company for Importing Foodstuffs, Livestock, and Meat   | 2,029,790 |
| 1232 | Banan Company for Importing Perfumes, Cosmetics, Hardware, and Cleaning Materials   | 2,026,833 |
| 1233 | Al-Bashair Company for Importing Electrical Materials   | 2,024,233 |
| 1234 | Daleel Al-Amaken Company for Importing Electrical and Non-Electrical Appliances, Materials, Spare Parts, and Electronic Devices   | 2,021,470 |
| 1235 | Al-Sahel Al-Mutatawir Al-Oula Company for Importing Electrical and Non-Electrical Appliances, Materials, Spare Parts, and Devices | 2,020,666 |
| 1236 | Al-Ghadq Company for Importing Foodstuffs   | 2,014,377 |
| 1237 | Alam Al-Batrik Company for Importing Electronic Devices, Accessories, and Spare Parts Spare Parts                                 | 2,013,518 |
| 1238 | Al-Muzn Company for Importing Foodstuffs, Livestock, and Meat   | 2,005,717 |
| 1239 | Al-Kawkab Al-Dhahabi Company for Importing Electronic Devices, Accessories, and Spare Parts                                       | 2,000,283 |
| 1240 | Wadiyan Al-Rabee' Company for Mills and Feed  | 1,999,250 |
| 1241 | Rubu' Al-Bawadi Company for Feed Manufacturing  | 1,999,250 |
| 1242 | Al-Amani Al-Bayda' Company for Importing Foodstuffs   | 1,993,613 |
| 1243 | Al-Tilal Company for Importing Agricultural Machinery, Supplies, and Spare Parts  | 1,989,102 |
| 1244 | Al-Bina' Al-Fakhir Al-Awwal Company for Building Materials Manufacturing  | 1,984,300 |
| 1245 | Wakil Zaltan Company for Importing Foodstuffs, Fruits, and Meat   | 1,972,500 |
| 1246 | Al-Rifaq Al-Jadeed Company for Importing Agricultural Machinery, Supplies, and Spare Parts  | 1,970,028 |
| 1247 | Al-Zaytouna Al-Khadra' Company for Importing Agricultural Machinery, Supplies, and Spare Parts                                    | 1,969,856 |
| 1248 | Al-Waq'iya Company for Building Materials, Sanitary Ware, and Accessories Manufacturing   | 1,968,000 |
| 1249 | Wadi Arm International Company for Importing Cars and Spare Parts   | 1,965,084 |
| 1250 | North Africa International Company for Importing Generators and Spare Parts   | 1,964,960 |
| 1251 | Permanent Agreement Company for Importing Foodstuffs  | 1,964,625 |
| 1252 | Al-Zain International Company for Importing Tobacco, Cigarettes, and Related Products   | 1,957,995 |
| 1253 | Hadrian Company for Importing Cars and Spare Parts  | 1,956,084 |
| 1254 | Al-Zaytouna Company for Plastic Industries  | 1,952,448 |
| 1255 | Al-Ithar Al-Daem Company for Importing Foodstuffs, Livestock, and Meat  | 1,951,188 |
| 1256 | Batoul Al-Jabal Company for Manufacturing Bricks, Building Materials, and Accessories   | 1,950,400 |
| 1257 | Al-Kees Company for Plastic Industries  | 1,937,332 |
| 1258 | Afaq Al-Tatweer Company for Manufacturing Aluminum and PVC  | 1,934,165 |
| 1259 | Al-Rawi Company for Manufacturing Dairy Products  | 1,931,856 |
| 1260 | Karzaz Factory for Plastic Industries   | 1,925,800 |
| 1261 | Al-Muthmara Company for Importing Foodstuffs  | 1,924,108 |
| 1262 | Al-Sadara Company for Manufacturing, Packaging, and Processing Foodstuffs, Legumes, Nuts, and Coffee                              | 1,922,241 |
| 1263 | Al-Nawafidh Al-Asriya Company for Manufacturing PVC and Aluminum  | 1,918,742 |
| 1264 | Jinan Al-Mustaqbal Company for Importing Electrical and Electronic Materials  | 1,917,238 |
| 1265 | Al-Ufuq Al-Dhahabi Company for Importing Electrical Materials, Electronic Devices, and Household Goods                            | 1,915,707 |

|      |  |           |
|------|--|-----------|
| 1266 | Gama Libya Company for Importing and Distributing Electrical Equipment and Spare Parts           | 1,914,859 |
| 1267 | Dar Al-Saqia Company for Importing Foodstuffs, Livestock, and Meat                               | 1,912,356 |
| 1268 | Rawan Al-Amal Company for Importing Foodstuffs, Livestock, and Meat                              | 1,900,235 |
| 1269 | Al-Bab Al-Aali Al-Sabi' Company for Iron Industries  | 1,899,700 |
| 1270 | Al-Mahsoul Al-Akhdar Company For rice mills, food industries, flour milling and its derivatives: | 1,894,000 |
| 1271 | Al-Safiya Al-Dhahabiya Mills and Feed Company  | 1,890,000 |
| 1272 | Al-Awail Al-Jadeeda Group for Furniture Manufacturing and Accessories                            | 1,885,908 |
| 1273 | Lareen Company for Importing Agricultural Machinery, Supplies and Spare Parts                    | 1,880,364 |
| 1274 | Marahil Al-Binaa Company for Importing Building Materials and Sanitary Ware                      | 1,880,289 |
| 1275 | Medica Company for Importing Medicines, Medical Supplies and Mother and Child Supplies           | 1,876,655 |
| 1276 | Al-Sadaqa Al-Haditha Company for Communications, Information Technology and Programming Services | 1,875,000 |
| 1277 | Al-Usur Company for Importing Clothing, Textiles and Leather Goods                               | 1,874,040 |
| 1278 | Afaq Al-Hayat Company for Importing Electronic Devices, Accessories and Spare Parts              | 1,870,912 |
| 1279 | Al-Bunyan Al-Libya Company for Iron Industries   | 1,868,000 |
| 1280 | Al-Isnad Company for Importing Transportation Equipment and Accessories                          | 1,859,940 |
| 1281 | Al-A'amoudah Al-Mudhi'ah Company for Importing Building Materials and Sanitary Ware              | 1,854,900 |
| 1282 | Bir Lyas Company for Importing Agricultural Machinery, Supplies and Spare Parts                  | 1,847,205 |
| 1283 | Wadi Al-Hayat Company for Importing Transportation Equipment and Accessories                     | 1,843,200 |
| 1284 | Awtad Al-Binaa Company for Importing Building Materials, Sanitary Ware and Accessories           | 1,839,000 |
| 1285 | Al-Arabia Company for Communications and Technology  | 1,832,453 |
| 1286 | Atr Al-Sharq Company for Importing Cleaning Materials  | 1,826,669 |
| 1287 | Al-Arabia Company for Importing Books and Stationery   | 1,822,298 |
| 1288 | Al-Mutajaddid Company for Importing Home and Office Furniture                                    | 1,820,240 |
| 1289 | Al-Sharq Company for Importing Devices Electrical and non-electrical materials and spare parts   | 1,816,500 |
| 1290 | National Food Group Company for Importing Foodstuffs   | 1,815,800 |
| 1291 | Al-Ghazala Company for Importing Building Materials, Sanitary Ware and Accessories               | 1,814,824 |
| 1292 | Al-Tawafuq Al-Arabi Company for Importing Foodstuffs, Livestock and Meat                         | 1,812,580 |
| 1293 | Apolonia Pharma Company for Importing Medicines and Mother and Child Supplies                    | 1,811,068 |
| 1294 | Al-Muttahida Al-Jadeeda Company for Importing Cars and Spare Parts                               | 1,808,594 |
| 1295 | Shumou' Construction and Metal Industries Company  | 1,804,687 |
| 1296 | Elaf International Company for Importing Clothing, Textiles and Leather Goods                    | 1,802,700 |
| 1297 | Rama Libyan Company for Plastic Industries   | 1,802,680 |
| 1298 | Al-Qout Company for Food Industries  | 1,794,512 |
| 1299 | Joud Al-Ghada International Company for Importing Foodstuffs, Livestock and Meat                 | 1,788,503 |
| 1300 | Wahat Libya Company for Importing Foodstuffs   | 1,783,356 |
| 1301 | Al-Sanwan Company for Manufacturing and Selling Foodstuffs, Derivatives and Supplies             | 1,780,592 |
| 1302 | Al-Hijaz International Company for Importing Foodstuffs, Livestock and Meat                      | 1,779,006 |
| 1303 | Al-Taqaddum Company for Metal and Plastic Industries   | 1,771,258 |
| 1304 | Ansam International Company for Importing Electrical and Non-Electrical Appliances and Materials | 1,763,893 |

|      |  |           |
|------|--|-----------|
| 1305 | Al-Muttahida Company for Paper Cup Manufacturing   | 1,755,432 |
| 1306 | Al-Thiqa International Company for Electromechanical Works   | 1,751,100 |
| 1307 | Tamar Al-Mawsim Company for Manufacturing Agricultural Equipment   | 1,750,500 |
| 1308 | Al-Sayyadila Company For the import of medicines and medical supplies:   | 1,749,482 |
| 1309 | Fine Company for Sponge and Salon Manufacturing  | 1,748,868 |
| 1310 | Wadi Zein Company for the import of medicines, medical supplies, and mother and child products   | 1,743,239 |
| 1311 | Al-Mizan Al-Dhahabi Al-Jadeed Company for the import of building materials, sanitary ware, and accessories                             | 1,723,128 |
| 1312 | Sah for Technology Company for the import of books, stationery, office supplies, and equipment   | 1,711,813 |
| 1313 | Al-Saqia Company for the import of foodstuffs, livestock, and meat   | 1,701,749 |
| 1314 | Al-Asaleb Al-Fanniya Company for Excavation Works and General Contracting  | 1,701,242 |
| 1315 | Libyan National Iron Industries Company  | 1,698,242 |
| 1316 | Al-Emad Company for the import of medicines, medical equipment, medical supplies, and mother and child products                        | 1,693,043 |
| 1317 | Al-Afdal Company for Animal Feed Manufacturing   | 1,691,700 |
| 1318 | Al-Jusoor Company for the import of agricultural machinery, supplies, and equipment  | 1,688,521 |
| 1319 | Khair Al-Barari Company for Animal Feed Manufacturing  | 1,687,564 |
| 1320 | Biladi Paint Factory   | 1,686,115 |
| 1321 | Al Qalaa Al Kubra Company for Importing Agricultural Supplies and Spare Parts  | 1,683,423 |
| 1322 | Al Bunyan Al Fiddi Company for Importing Foodstuffs  | 1,680,324 |
| 1323 | Sofia Al Mutakaddima Company for Importing Electrical and Non-Electrical Appliances and Materials, Spare Parts, and Electronic Devices | 1,671,375 |
| 1324 | DevicesDar Al Joud Company for the Manufacture of Cartons, Bags, and Paper Envelopes   | 1,668,515 |
| 1325 | Anarat Al Mutawassit Company for Importing Electrical and Non-Electrical Appliances and Materials                                      | 1,661,729 |
| 1326 | Al Jirah Al Alamia Company for Importing Foodstuffs, Livestock, and Meat   | 1,655,000 |
| 1327 | Al Rahaa Company for Importing Foodstuffs, Livestock, and Meat   | 1,652,040 |
| 1328 | Ufuq Al Jawda Company for Importing Foodstuffs   | 1,650,000 |
| 1329 | Al Sharqah Company for Importing Perfumes and Cosmetics  | 1,650,000 |
| 1330 | Al Mutawassit Al Zahir Company for Importing Foodstuffs  | 1,647,016 |
| 1331 | Zahrat Al Yasmin Company for Importing Agricultural Equipment  | 1,646,477 |
| 1332 | Sofana Company for Importing Foodstuffs, Livestock, and Meat   | 1,645,765 |
| 1333 | Wadi Al-Namaa Company for Importing Agricultural Machinery, Supplies, and Spare Parts  | 1,644,441 |
| 1334 | Baytak Al-Jadeed Company for Importing Electrical and Non-Electrical Appliances and Materials and Spare Parts                          | 1,641,470 |
| 1335 | Al-Namaa Al-Falahi Company for Importing Agricultural Materials, Supplies, and Spare Parts   | 1,634,633 |
| 1336 | Dunya Al-Sahah Company for Importing Veterinary Medicines, Sera, and Vaccines  | 1,626,300 |
| 1337 | Al-Mathaq Al-Kouri Company for Importing Foodstuffs, Livestock, and Meat   | 1,614,826 |
| 1338 | Jabal Al-Kouf Company for Importing Cars and Spare Parts (affiliated with Akakus Company)  | 1,613,778 |
| 1339 | Al-Rabee Factory for Cleaning Materials  | 1,611,523 |



|      |   |           |
|------|---|-----------|
| 1340 | Masilia Company for Importing Foodstuffs  | 1,610,985 |
| 1341 | Andra Company for Manufacturing Cleaning Materials  | 1,610,344 |
| 1342 | Al-Sahra Al-Kabira Company for Manufacturing Cleaning Materials   | 1,610,000 |
| 1343 | Al-Taqaddum Al-Watani Company for Importing Building Materials, Sanitary Ware, and Accessories                          | 1,607,643 |
| 1344 | Al-Bayader Al-Khadra Company for Importing Various Means of Transportation and Accessories                              | 1,606,816 |
| 1345 | Najmat Biladi Company for Manufacturing Aluminum, PVC, and Accessories  | 1,602,859 |
| 1346 | Wadi Al-Hayat Company for Importing Raw Materials   | 1,600,429 |
| 1347 | Bayt Al-Safwa Company for Manufacturing Aluminum and PVC  | 1,598,739 |
| 1348 | Al-Massa Al-Dawliya Company for Importing Medical Equipment, Medicines, Medical Supplies, and Mother and Child Supplies | 1,576,409 |
| 1349 | Al-Tanmiya Company for Manufacturing Plastic Pipes  | 1,574,563 |
| 1350 | Al-Adaa Al-Aali Company for Importing Building Materials and Sanitary Ware  | 1,570,879 |
| 1351 | Nujoum Company Al-Shayaka for Importing Clothes, Textiles, and Shoes  | 1,569,462 |
| 1352 | Libyan Metal Company for Iron Industries and Hangars  | 1,554,785 |
| 1353 | Al-Nujoum International Company for Importing Foodstuffs, Livestock, and Meat   | 1,552,430 |
| 1354 | Al-Samet Company for Importing Medicines, Medical Equipment, Medical Supplies, and Mother and Child Products            | 1,549,099 |
| 1355 | Ital Company for Importing Electrical and Non-Electrical Appliances, Spare Parts, and Electronic Devices                | 1,544,231 |
| 1356 | Al-A'mar Al-Baher Company for Importing Electrical Appliances, Spare Parts, and Electronic Devices                      | 1,541,572 |
| 1357 | Bariq Al-Asriya Al-Oula Company for Manufacturing Cleaning Materials and Accessories                                    | 1,538,250 |
| 1358 | Al-Mawja Company for Electronic Industries  | 1,537,515 |
| 1359 | Barniq Company for Importing Industrial Machinery and Equipment   | 1,531,200 |
| 1360 | Muruj Libya Company for Importing Agricultural Machinery, Supplies, and Spare Parts                                     | 1,530,000 |
| 1361 | Al-Sadara Al-Jadeeda Company for Importing Foodstuffs and Fresh Fruits  | 1,525,806 |
| 1362 | Al-Qarya Company for Importing Electrical and Non-Electrical Materials and Electronic Devices                           | 1,525,559 |
| 1363 | Al-Rahmani Company for Clinker Grinding and Cement Manufacturing  | 1,524,000 |
| 1364 | Al-Qalaa Company for Soap and Cleaning Materials Manufacturing  | 1,521,733 |
| 1365 | Rabwat Al-Gharb Company for Importing Foodstuffs  | 1,520,251 |
| 1366 | Al-Ittihad Al-Ra'ida Company for Importing Furniture  | 1,508,746 |
| 1367 | Al-Shaheen International Company for Importing Foodstuffs   | 1,502,300 |
| 1368 | Al-Badil Al-Sina'i Company for PVC Manufacturing  | 1,500,194 |
| 1369 | Al-Wakil Al-Alamiya Al-Oula Company for Importing Medicines, Mother and Child Supplies, and Equipment Medical           | 1,499,406 |
| 1370 | Al-Sahab Company for Telecommunications, Information Technology, and Electrical Networks                                | 1,497,945 |
| 1371 | Bashayer Al-Mustaqbal Company for Importing Building Materials, Sanitary Ware, and Accessories                          | 1,496,530 |
| 1372 | Global Company for Prefabricated Buildings  | 1,492,750 |
| 1373 | Al-Kuf Company for Importing Electrical Appliances, Spare Parts, Electronic Devices, and Accessories                    | 1,485,686 |
| 1374 | Al-Hussein Company for Electrical Industries and Services   | 1,485,192 |
| 1375 | Libyan Group Company for Importing Air Conditioning and Heating Systems   | 1,484,995 |

|      |   |           |
|------|---|-----------|
| 1376 | Sama Misrata Company for Importing Foodstuffs, Livestock, and Meat  | 1,482,000 |
| 1377 | Sultana Company for Importing Foodstuffs, Livestock, and Meat   | 1,481,184 |
| 1378 | Al-Burj International Company for Importing Transportation Equipment and Accessories                          | 1,480,000 |
| 1379 | Medico Company for Importing Medicines, Medical Equipment and Supplies, and Mother and Child Products         | 1,475,062 |
| 1380 | Digital Matrix Company for Communications, Information Technology, and Value-Added Services                   | 1,474,659 |
| 1381 | Bayader Al-Naama Company for Food Industries  | 1,474,386 |
| 1382 | Sumoud Al-Abraj Company for Importing Building Materials, Sanitary Ware, and Accessories                      | 1,468,937 |
| 1383 | Adrar Libya Company for Importing Cleaning Materials, Cosmetics, and Hardware                                 | 1,467,576 |
| 1384 | Maidat Al-Rahman Company for Importing Foodstuffs   | 1,459,200 |
| 1385 | Bawabat Libya Company for Importing Medical Equipment, Supplies, and Mother and Child Products                | 1,444,138 |
| 1386 | Ard Al-Hayat Company for Agricultural Development and Animal Production                                       | 1,440,000 |
| 1387 | Al-Jawda Al-Mutakamilah Company for Importing Agricultural Machinery, Supplies, and Spare Parts               | 1,440,000 |
| 1388 | Al-Nour Al-Abyad Company for Importing Agricultural Machinery and Suplies                                     | 1,440,000 |
| 1389 | Al-Ikhwa Al-Mutahidoon Company for Importing Household Goods, Equipment, Appliances, and Electrical Supplies  | 1,433,021 |
| 1390 | Ainor Al-Oula Company for Kitchen and Furniture Manufacturing   | 1,416,251 |
| 1391 | Qimam Al-Rimal Company for Importing Raw Materials  | 1,415,720 |
| 1392 | Al-Tamad Company for Poultry Breeding and Hatching  | 1,414,094 |
| 1393 | Green Gardens Group Company for Importing Foodstuffs  | 1,410,000 |
| 1394 | Alam Al-Itqan Company For the Iron Industry   | 1,409,927 |
| 1395 | Golden Specifications Company for Importing Building Materials  | 1,409,523 |
| 1396 | Al-Raya Agricultural Production Company   | 1,404,447 |
| 1397 | Al-Muthallathat Food Industries Company   | 1,403,572 |
| 1398 | Al-Dahia Mills and Feed Company   | 1,399,280 |
| 1399 | Golden Queen Company for Importing Mother and Child Supplies  | 1,383,215 |
| 1400 | Libya Al-Majd Company for Importing Cleaning Materials and Hardware   | 1,381,118 |
| 1401 | Ghadames Aviation Company, a subsidiary of Panorama Holding Company   | 1,380,965 |
| 1402 | Al-Khalil Company for Importing Transportation Equipment and Accessories                                      | 1,380,000 |
| 1403 | Joud Libya Company for Importing Agricultural Machinery, Supplies, and Spare Parts                            | 1,373,571 |
| 1404 | Al-Bunduqiyah Company for Importing Foodstuffs  | 1,373,441 |
| 1405 | Al-Alamiyah Company for Confectionery and Food Industries   | 1,370,715 |
| 1406 | Rawasi Al-Sahra Company for Importing Oils, Lubricants, Transportation Equipment, and Accessories             | 1,368,653 |
| 1407 | Al-Rafaqah Company for Importing Building Materials and Sanitary Materials                                    | 1,365,179 |
| 1408 | Al-Watad Company for Mills and Animal Feed  | 1,362,960 |
| 1409 | Ward Al-Gharb Company for Importing Decorative Materials, Hardware, and Cleaning Materials                    | 1,358,610 |
| 1410 | Rouh Libya Company for Importing Medicines, Medical Equipment and Preparations, and Mother and Child Supplies | 1,357,272 |
| 1411 | Bawabat Al-Imara Company for General Contracting and Real Estate Investment                                   | 1,356,232 |

|      |   |           |
|------|---|-----------|
| 1412 | Abraj Al-Dhahabiya Company for Paints and Coatings  | 1,355,782 |
| 1413 | Al-Shamilah Al-Oula Company for Importing Medical Equipment, Preparations, and Mother and Child Supplies  | 1,355,525 |
| 1414 | Al-Raheeq Al-Azraq Company for Food Industries  | 1,353,060 |
| 1415 | Ariaf Al-Mutawassit Company for Importing Transportation Equipment and Accessories                        | 1,349,479 |
| 1416 | Libeco Company for Importing Foodstuffs, Livestock, and Meat  | 1,343,175 |
| 1417 | Al-Shuruq Al-Dhahabi Company for Importing Foodstuffs, Livestock, and Meat                                | 1,340,640 |
| 1418 | Al-Burj Al-Ghadha'i Al-Jadeed Company for Importing Foodstuffs, Livestock, and Meat                       | 1,340,000 |
| 1419 | Al-Ta'awun Al-Oula Company for Importing Building Materials and Sanitary Materials And its accessories    | 1,338,243 |
| 1420 | Mega Sport Company for Importing Clothes and Shoes  | 1,334,932 |
| 1421 | Al Amal Company for Importing Medicines and Medical Equipment   | 1,333,321 |
| 1422 | Ishada Company for Importing Clothes, Textiles, and Shoes (Limited Liability)                             | 1,333,314 |
| 1423 | Best Food Company for Importing Foodstuffs (Limited Liability)  | 1,331,519 |
| 1424 | Bayout Al Ezz Company for Building Materials Manufacturing  | 1,322,320 |
| 1425 | Al Diqa Al Sahihiya Company for Importing Orthopedic Devices and Equipment and Medical Supplies           | 1,319,263 |
| 1426 | Al Ruwad Factory for Aluminum and PVC Manufacturing   | 1,317,876 |
| 1427 | Industrial Technology Company for Metal and Iron Works and Construction                                   | 1,310,892 |
| 1428 | Al Ijma' Company for Importing Household and Electrical Appliances  | 1,309,858 |
| 1429 | Areeaf Biladi Company for Importing Foodstuffs  | 1,309,078 |
| 1430 | Al Masdar Al Alamia Company for Importing Foodstuffs, Meat, and Livestock                                 | 1,304,113 |
| 1431 | Wahat Rabiana International Company for Importing Foodstuffs  | 1,303,537 |
| 1432 | Al Waleed Company for Importing Electronic and Electrical Devices   | 1,290,954 |
| 1433 | Southern Group Company for Information Technology   | 1,288,257 |
| 1434 | Thimar Tripoli Company for Importing Foodstuffs   | 1,286,250 |
| 1435 | Al Nabdh Al Jadeed Company for Communications and Information Technology                                  | 1,286,000 |
| 1436 | Qarnab Company for Importing Cars, Spare Parts, Oils, and Lubricants                                      | 1,284,237 |
| 1437 | Al Nour Al Haditha Company for Importing Foodstuffs   | 1,282,976 |
| 1438 | Jabal Al Sahel Company for Information Technology   | 1,275,142 |
| 1439 | Al Mawadda Al Wusta Company for Importing Foodstuffs, Livestock, and Meat                                 | 1,273,205 |
| 1440 | Al Muthallath Company For importing electrical equipment and tools  | 1,270,436 |
| 1441 | Al-Aqeeq Communications and Technology Company  | 1,263,600 |
| 1442 | Al-Amira Food Industries Factory  | 1,256,833 |
| 1443 | Hadathat Al-Asr Company for Importing Agricultural Machinery, Supplies, and Spare Parts                   | 1,256,816 |
| 1444 | Al-Mazar'a Al-Awwal Company for Importing Livestock and Meat  | 1,255,142 |
| 1445 | Al-Sada Company for Importing Medical and Pharmaceutical Equipment and Supplies                           | 1,254,313 |
| 1446 | Al-Basatin Al-Khadra Group Company for Importing Foodstuffs, Fresh Fruits, Livestock, and Meat            | 1,250,000 |
| 1447 | Dhafaaf Al-Buhaira International Company for Importing Building Materials, Sanitary Ware, and Accessories | 1,249,500 |
| 1448 | Al-Asima International Company for Importing Cars and Spare Parts   | 1,248,563 |

|      |  |           |
|------|--|-----------|
| 1449 | Al-Diqa Al-Amina Company for Importing Transportation Equipment and Accessories  | 1,246,695 |
| 1450 | Thamara Food Industries Company  | 1,246,558 |
| 1451 | Bahr Al-Ruqi Company for Information Technology  | 1,240,639 |
| 1452 | Al-Diyar Al-Arabiya Company for Importing Building Materials, Sanitary Ware, and Accessories                                 | 1,237,572 |
| 1453 | Al-Khaleej Company for Importing Clothing, Textiles, and Leather Goods   | 1,235,316 |
| 1454 | Jeel Al-Amal Company for Importing Livestock and Meat  | 1,232,280 |
| 1455 | Fakhamat Al-Jabal Company for Manufacturing Building Materials and Supplies  | 1,229,172 |
| 1456 | Al-Taawun Al-Sati' Company for Importing Building Materials, Sanitary Ware, and Accessories                                  | 1,224,119 |
| 1457 | Al-Tawafuq International Company for Importing Electrical and Electronic Devices and Accessories                             | 1,224,029 |
| 1458 | Al-Wadiyan Al-Muthmara Company for Importing Foodstuffs  | 1,219,974 |
| 1459 | Al-Inmaa Al-Tadhamuniya Company for Importing Building Materials   | 1,217,691 |
| 1460 | Al-Mutafawwiq Al-Bari' Company For the import of electrical materials:   | 1,217,250 |
| 1461 | Al-Masdar Al-Amin Company for the import of transportation equipment and accessories   | 1,216,159 |
| 1462 | Al-Naeem International Company for Food Industries   | 1,215,000 |
| 1463 | Al-Jeel Al-Hadith Company for the import of electronic, electrical, and non-electrical devices, spare parts, and accessories | 1,213,063 |
| 1464 | Al-Rabee Al-Saed Company for the import of building and sanitary materials and accessories                                   | 1,212,866 |
| 1465 | Al-Ufuq Al-Haditha Company for the import of building and sanitary materials and accessories                                 | 1,212,599 |
| 1466 | Al-Ashqaa Company for Plastic Industries   | 1,208,051 |
| 1467 | Al-Tahadi Al-Awwal Company for Furniture Manufacturing   | 1,207,116 |
| 1468 | Al-Waha Al-Jadeeda Company for the import of foodstuffs  | 1,206,921 |
| 1469 | Al-Jawda Al-Mutakaddimah Al-Haditha Company for Food Industries  | 1,205,550 |
| 1470 | Bir Hakim Company for the import of furniture and furnishings  | 1,204,688 |
| 1471 | Jabal Al-Nour Company for the import of clothing, textiles, and leather goods  | 1,200,829 |
| 1472 | Al-Shaqaiq Al-Aliya Company for the import of electrical, non-electrical, and electronic devices                             | 1,200,750 |
| 1473 | Adwaa Al-Mutawassit Company for the import of electrical and electronic devices  | 1,200,642 |
| 1474 | Al-Zad Al-Shafi Company for the import of medicines, mother and child supplies, and medical equipment                        | 1,200,364 |
| 1475 | Al-Tawafuq International Company for the import of grains, seeds, and animal feed  | 1,200,000 |
| 1476 | Etheran International Company for the import of foodstuffs   | 1,198,605 |
| 1477 | Ittihad Al-Electronat Company for the import of electronic and electrical devices  | 1,194,641 |
| 1478 | Al-Itar Al-Amin Company For importing tires, batteries, and car accessories  | 1,192,765 |
| 1479 | Marjan Al-Bahr Company for importing frozen fish, livestock, and meat  | 1,190,050 |
| 1480 | Al-Riyada Iron Industries Company  | 1,189,775 |
| 1481 | Electron International Company for importing digital systems and information technology                                      | 1,189,082 |
| 1482 | Al-Saraya Al-Hamra Company for importing marble pieces   | 1,184,742 |
| 1483 | Al-Alamiya Al-Mutamayyiza Company for importing transportation equipment and accessories                                     | 1,182,932 |
| 1484 | Gharyan International Company for importing electrical and electronic devices and materials                                  | 1,182,412 |
| 1485 | Dar Al-Salam Company for importing foodstuffs  | 1,180,178 |
| 1486 | Al-Alamiya Air Transport Company   | 1,178,534 |

|      |  |           |
|------|--|-----------|
| 1487 | Tijara Al-Mustaqbal Company for importing foodstuffs   | 1,178,065 |
| 1488 | Al-Alamiya Company for Beverages   | 1,177,716 |
| 1489 | Al-Rabbah Printing and Packaging Company   | 1,172,485 |
| 1490 | Al-Amal Al-Zahir Company for Food Packaging  | 1,172,000 |
| 1491 | Al-Yaqout Group Company for importing electrical and non-electrical devices, spare parts, and electronic equipment | 1,165,990 |
| 1492 | North Africa International Company for electrical and non-electrical devices, spare parts, and materials           | 1,163,515 |
| 1493 | Arkan International Company for importing medical equipment, pharmaceuticals, and mother and child supplies        | 1,160,640 |
| 1494 | Azka Company for importing transportation equipment and accessories  | 1,158,531 |
| 1495 | Al-Sarh Al-Fiddi Company for importing heavy machinery, equipment, supplies, and spare parts                       | 1,157,262 |
| 1496 | Al-Bayda Al-Haditha Company for importing veterinary medicines and serums  | 1,156,646 |
| 1497 | Ru'ya Al-Mustaqbal Company for importing materials Foodstuffs  | 1,154,925 |
| 1498 | Green Field Company for Importing Agricultural Machinery, Supplies, and Spare Parts                                | 1,154,084 |
| 1499 | International Network Company for Importing Electronic Devices, Accessories, and Spare Parts                       | 1,154,029 |
| 1500 | Al-Baydan Company for Importing Transportation Equipment and Tires   | 1,153,527 |
| 1501 | National First Company for Flour and Feed Production   | 1,152,750 |
| 1502 | Bianchi Company for Clothing Import  | 1,150,089 |
| 1503 | Ajwaa Al Alam Company for General Contracting and Real Estate Investment   | 1,149,183 |
| 1504 | Asdaa Libya Company for Importing Electrical and Non-Electrical Appliances, Materials, and Spare Parts             | 1,148,468 |
| 1505 | Al Mustaqbal Al Sahih Company for Importing Cars and Spare Parts   | 1,145,134 |
| 1506 | Jawharat Al Ajban Company for Importing Foodstuffs   | 1,144,556 |
| 1507 | Al Nabq Company for Importing Medicines, Medical Supplies, and Mother and Child Products                           | 1,143,102 |
| 1508 | Al Haditha Company for Importing Foodstuffs  | 1,139,153 |
| 1509 | Al Majd Factory for Plastic Bag Manufacturing  | 1,138,425 |
| 1510 | Al Daleel Al Tibbi Company for Importing Medicines and Medical Supplies  | 1,138,325 |
| 1511 | Al Rahba Company for Importing Foodstuffs  | 1,137,380 |
| 1512 | Jawharat Al Jabal Company for Importing Medical Equipment and Mother and Child Products                            | 1,132,746 |
| 1513 | Al About Equipment Company for Importing Car Spare Parts   | 1,128,352 |
| 1514 | Areej Al Ghada Company for Importing and Distributing Foodstuffs, Livestock, and Meat                              | 1,125,208 |
| 1515 | Al Najma Al Oula Company for Importing Restaurant, Hotel, and Cafe Equipment and Supplies                          | 1,120,005 |
| 1516 | Ambsa Company for Importing Building Materials of All Kinds  | 1,117,000 |
| 1517 | Al Maha Company for Importing Vaccines and Veterinary Medicines  | 1,115,717 |
| 1518 | Al Muthamir Al Awal Company for Importing Agricultural Materials, Equipment, and Supplies                          | 1,115,336 |
| 1519 | Al Tamayuz Al Arabi Company for Importing Building Materials, Sanitary Ware, and Accessories                       | 1,114,918 |
| 1520 | Rima Company for Importing Foodstuffs  | 1,114,610 |
| 1521 | Golden Crown Food Company for Importing Foodstuffs, Livestock, and Meat  | 1,111,678 |
| 1522 | Rabah Plastic Industries Company   | 1,108,470 |
| 1523 | Ceramic Company for Importing Building Materials and Sanitary Ware   | 1,106,836 |

|      |  |           |
|------|--|-----------|
| 1524 | Leading Group Company for Manufacturing Cups and Cafe Supplies   | 1,105,580 |
| 1525 | Majd Foundations Company for General Contracting and Real Estate Investment  | 1,104,964 |
| 1526 | Jabal Al Sharq Company for Poultry Breeding, Egg Production, and Meat  | 1,103,961 |
| 1527 | National Trading Company for Catering Services and Contracting   | 1,103,853 |
| 1528 | Al Sarab Medical Company for Importing Medicines and Medical Equipment   | 1,102,719 |
| 1529 | Al Basma International Medical Company for Importing Medicines and Medical Equipment                                   | 1,101,425 |
| 1530 | Al Muntaha International Company for Importing Electrical and Non-Electrical Appliances, Parts, and Electronic Devices | 1,099,705 |
| 1531 | Steel Factory for Manufacturing Corrugated Sheet Metal   | 1,095,724 |
| 1532 | Touba Company for Importing Various Means of Transportation and Accessories  | 1,094,197 |
| 1533 | High Quality Company for Agricultural and Animal Investment  | 1,089,310 |
| 1534 | Qimmat Al Jawda Company for Manufacturing Doors, Windows, Aluminum, PVC, and Accessories                               | 1,086,802 |
| 1535 | Manara Shahat Aluminum Factory   | 1,083,956 |
| 1536 | Eastern Corner Company for Information Technology  | 1,083,948 |
| 1537 | Al Himma Company for Importing Medicines and Medical Equipment   | 1,082,160 |
| 1538 | Al Lamsa Company for Importing Furniture and Accessories   | 1,081,948 |
| 1539 | Sibrian Al Wadi Company for Importing Clothes and Shoes  | 1,080,606 |
| 1540 | Beit Al Madina Company For the import of electrical and non-electrical appliances, materials, and spare parts:         | 1,080,573 |
| 1541 | Balhaj International Refrigeration Manufacturing Company   | 1,079,978 |
| 1542 | Al Dhafra Company for the Import of Foodstuffs, Livestock, and Meat  | 1,079,008 |
| 1543 | Zliten Iron Industries Company   | 1,078,585 |
| 1544 | Al Ghallal Food Industries Company   | 1,073,000 |
| 1545 | Al Zahra Company for the Import of Foodstuffs  | 1,072,395 |
| 1546 | Matlaa Al Fajr Group for the Import of Foodstuffs, Fruits, Vegetables, Meat, and Livestock                             | 1,071,852 |
| 1547 | Mayar Al Oula International Company for the Import of Foodstuffs, Livestock, and Meat LLC                              | 1,066,569 |
| 1548 | Al Saraya Factory for the Manufacture of Aluminum Doors and Windows  | 1,063,883 |
| 1549 | Al Hadatha Al Mutakaddima Company for the Import of Mobile Phones, Accessories, and Electronic Devices                 | 1,063,000 |
| 1550 | Al Nahda Company for the Import of Cleaning Materials  | 1,060,886 |
| 1551 | Al Fursan Al Oula Company for the Import of Clothing, Textiles, and Leather Goods                                      | 1,060,590 |
| 1552 | Maraai Al Jabal Company for the Manufacture of Animal Feed   | 1,060,000 |
| 1553 | Al Dhiaa Al Raqi Iron Industries Company   | 1,058,219 |
| 1554 | Al Mustaqbal Factory for the Manufacture of Gypsum, Gypsum Board, and Decorations                                      | 1,056,844 |
| 1555 | Dana International Company for the Import of Medicines, Medical Supplies, and Mother and Child Products                | 1,054,489 |
| 1556 | Lamsat Al Marah Company for the Import of Books and Stationery   | 1,049,340 |
| 1557 | Al Salalah Company for the Import of Agricultural Machinery, Supplies, and Spare Parts                                 | 1,047,115 |
| 1558 | Dadas Company for Mills and Animal Feed Rice Mills   | 1,045,029 |

|      |  |           |
|------|--|-----------|
| 1559 | Laurent Company for Importing Foodstuffs, Meat, and Livestock  | 1,039,985 |
| 1560 | Tripoli Engine Company for Importing Cars and Spare Parts  | 1,035,518 |
| 1561 | Al-Risala Company for Importing Foodstuffs   | 1,035,505 |
| 1562 | Babel Al-Haditha Company for Importing Clothing, Textiles, Shoes, and Leather Goods                                    | 1,031,893 |
| 1563 | Tayba International Company for Importing Furniture and Accessories  | 1,031,599 |
| 1564 | Dar Al-Tijara Company for Importing Foodstuffs, Livestock, and Meat  | 1,030,523 |
| 1565 | Al-Mushirqi Company for Importing Medicines, Medical Equipment, and Mother and Child Supplies                          | 1,029,424 |
| 1566 | Al-Nakheel Al-Awwal Company for Importing Raw Materials  | 1,029,228 |
| 1567 | Al-Asala Al-Rai'a Company for Importing Furniture  | 1,025,400 |
| 1568 | Al-Mustaqbal Al-Mudhi International Company for Importing Mother and Child Supplies                                    | 1,023,319 |
| 1569 | Al-Tanmiya Factory for Manufacturing Mesh Sheets   | 1,021,090 |
| 1570 | Hadaf Al-Salama Company for Information Technology   | 1,020,026 |
| 1571 | Al-Mizan Al-Matloub Company for Information Technology   | 1,019,672 |
| 1572 | Al-Shaheen Company for Importing Veterinary Medicines  | 1,019,006 |
| 1573 | Al-Sura'a Al-Daqiya Company for Information Technology   | 1,018,702 |
| 1574 | Al-Siraj Al-Munir Company for Information Technology   | 1,016,961 |
| 1575 | Al-Rayhana Industrial Company for Food Industries  | 1,016,131 |
| 1576 | Al-Hasad Al-Da'im Company for Importing Agricultural Machinery, Supplies, and Spare Parts                              | 1,014,307 |
| 1577 | Al-Nari International Group Company for Importing Heavy Machinery, Equipment, Supplies, and Spare Parts                | 1,011,496 |
| 1578 | Al-Atlas International Company for Importing Building Materials and Sanitary Ware And its accessories                  | 1,009,308 |
| 1579 | Al Wafaa Al Safi Company for Importing Cars, Machinery and Spare Parts   | 1,007,426 |
| 1580 | Sipes Libya Company for Paint Manufacturing (Joint)  | 1,005,075 |
| 1581 | Golden Farm Company for Agricultural Investment and Production   | 1,004,302 |
| 1582 | Captain Libya Company for Importing Foodstuffs, Livestock, and Meat  | 1,003,743 |
| 1583 | Beit Al-Izdehar Company for Furniture and Kitchen Manufacturing  | 1,003,341 |
| 1584 | Minan Company for Importing Transportation Equipment and Accessories   | 1,000,936 |
| 1585 | Al-Saraha Company for Importing Transportation Equipment and Accessories   | 1,000,400 |
| 1586 | Arab Union Company for Importing Medicines, Medical Equipment, Medical Supplies, and Mother and Child Products         | 999,981   |
| 1587 | Sadeem International Company for Importing Foodstuffs, Livestock, and Meat   | 999,753   |
| 1588 | Steel International Company for Iron Industries  | 998,717   |
| 1589 | Tayeb Al-Anfas Company for Perfume Manufacturing   | 998,523   |
| 1590 | Kafay Trading Company for Importing Electrical Appliances, Materials, Spare Parts, Electronic Devices, and Accessories | 998,284   |
| 1591 | Al-Buruj United Company for the First Stage of Feed, Flour, and Grain Milling  | 997,500   |
| 1592 | Al-Yasmin International Company for Food Industries  | 996,855   |
| 1593 | Al-Alama Al-Oula Company for Importing Medical Equipment, Medicines, Medical Supplies, and Mother and Child Products   | 996,335   |

|      |   |         |
|------|---|---------|
| 1594 | Kenzi Company for Importing Medical Equipment, Medicines, Medical Supplies, and Mother and Child Products                       | 994,221 |
| 1595 | Al-Afaq Al-Oula Company for Importing Electrical and Non-Electrical Equipment, Materials, Spare Parts, and Electronic Devices   | 993,000 |
| 1596 | Libyan Farm Company for Importing Foodstuffs, Livestock, and Meat   | 992,250 |
| 1597 | Havana Company for Installation and Maintenance Systems of all types  | 992,025 |
| 1598 | Al-Rawasi Advanced Company for Importing Cars and Spare Parts   | 989,815 |
| 1599 | Abu Hajar Company for Sweets and Pastries   | 988,152 |
| 1600 | Quwat Al-Fulad Company for Manufacturing Hangars, Prefabricated Houses, and Metal Forming                                       | 987,550 |
| 1601 | Al-Imtiaz Al-Akhir Company for Importing Foodstuffs   | 986,053 |
| 1602 | Al-Mahari Al-Jadeeda Company for Importing Raw Materials and their Derivatives  | 980,051 |
| 1603 | Yafa Trading Company for Importing Medical Equipment, Medicines, Medical Supplies, and Mother and Child Products                | 979,254 |
| 1604 | Al-Itar Company for Importing Transportation Equipment and Accessories  | 978,992 |
| 1605 | Al-Rahba Al-Haditha Company for Manufacturing Electrical and Household Appliances, Electronic Devices, and Decorative Materials | 976,800 |
| 1606 | Rimal Libya Company for Communications and Information Technology   | 976,080 |
| 1607 | Krochi Company for Manufacturing Aluminum and PVC   | 975,777 |
| 1608 | Al-Zad International Company for Foodstuffs   | 975,465 |
| 1609 | Al-Dafniya Al-Haditha Company for Iron Industries   | 974,700 |
| 1610 | Al-Khadouri Factory for Manufacturing Agricultural Vehicles and Water Tanks   | 974,400 |
| 1611 | Qalaat Al-Mukhtar Company for Importing Computers and Accessories   | 969,200 |
| 1612 | Isal Almotakdem Company for Importing Transportation Equipment and Accessories  | 967,739 |
| 1613 | Al-Auras Trading Company for Importing Foodstuffs, Livestock, and Meat  | 965,810 |
| 1614 | Al-Khaleej Company for Manufacturing Insulating Panels  | 965,111 |
| 1615 | Ajwaa Agricultural and Livestock Investments Company  | 964,154 |
| 1616 | Al-Anis Company for Importing Materials Al-Zina   | 963,353 |
| 1617 | Al-Qalam Company for the installation, maintenance, and development of all types of systems                                     | 963,000 |
| 1618 | Al-Anara Al-Bayda Company for the import of electrical appliances, materials, spare parts, and devices                          | 962,847 |
| 1619 | Al-Tatweer Al-Mutamayez Company for the import of electrical and electronic devices and their accessories                       | 961,532 |
| 1620 | Al-Ithar Al-Jadeed Company for the import of foodstuffs, livestock, and meat  | 959,089 |
| 1621 | Beta Al-Dawaiya Al-Oula Company for the import of medicines, preparations, and medical equipment                                | 957,009 |
| 1622 | Sidal Factory for the manufacture of food packaging supplies  | 956,505 |
| 1623 | Yamama Al-Sharq Company for the import of foodstuffs  | 955,876 |
| 1624 | Qasab Al-Bustan Company for the import of foodstuffs, livestock, and meat   | 953,633 |
| 1625 | Al-Qalaa Al-Haditha Company for the import of foodstuffs  | 953,170 |
| 1626 | Mayar Benghazi Company for the import of foodstuffs   | 952,523 |
| 1627 | Al-Bunyan Al-Aali Company for the manufacture of steel, aluminum, and PVC doors and windows                                     | 951,292 |
| 1628 | Al-Fadaiyat Company for the import of electronic devices  | 950,000 |



|      |   |         |
|------|---|---------|
| 1629 | Al-Libya Al-Oula Company for the manufacture of soap and cleaning materials   | 949,798 |
| 1630 | Al-Zahir Company for the manufacture of office and home furniture   | 949,299 |
| 1631 | Al-Dabbous Factory for Paper Industries   | 948,735 |
| 1632 | Al-Buhaira Company for the import of cleaning materials   | 948,325 |
| 1633 | Shila Company for the import of foodstuffs, livestock, and meat   | 944,870 |
| 1634 | Qatrat Al-Nada Al-Oula Company for the import of pumps and building materials   | 941,880 |
| 1635 | Baker Company For e-commerce and delivery:  | 940,702 |
| 1636 | Mawsim Al-Khair Al-Kubra Company for Importing Agricultural Machinery, Supplies, and Spare Parts                              | 940,623 |
| 1637 | Yasmin Libya Al-Haditha Company for Importing Foodstuffs  | 940,390 |
| 1638 | Al-Dar Al-Jadeeda Company for Importing Building Materials, Sanitary Ware, and Accessories                                    | 940,350 |
| 1639 | Al-Nahda Garment Factory  | 938,100 |
| 1640 | Al-Fahd Al-Astouri Company for Importing Foodstuffs, Livestock, and Meat  | 934,409 |
| 1641 | Al Qalaa Windows Company for the manufacture of aluminum and PVC doors and windows and decorations                            | 934,154 |
| 1642 | Dar Al Baraka Company for the import of furniture and accessories   | 932,775 |
| 1643 | Al Ta'ir Al Abyad Company for Food Industries   | 930,628 |
| 1644 | Al Fahd Group Company for the import of foodstuffs, meat, and livestock   | 927,782 |
| 1645 | Fatoun Libya Company for the import of clothing   | 924,702 |
| 1646 | Al Qandouz Factory for the manufacture of aluminum mats   | 922,962 |
| 1647 | Tibesti Company for the import of electrical and non-electrical appliances and materials, spare parts, and electronic devices | 918,267 |
| 1648 | Droub Al Mustaqbal Company for the manufacture of sanitary ware and building materials  | 918,180 |
| 1649 | Al Nusoor Al Thahabiya Company for the import of transportation vehicles and their accessories                                | 917,660 |
| 1650 | Wafra Al Madina Company for Food Industries   | 917,535 |
| 1651 | Ba'd Al Ufuq Company for Communications and Information Technology  | 912,050 |
| 1652 | Al Tanmiya Company for the import of oil equipment and devices  | 907,781 |
| 1653 | Havana International Company for the import of transportation vehicles and their accessories                                  | 907,600 |
| 1654 | Al Shifa Company for the import of medicines  | 906,745 |
| 1655 | Bozlout Company for the import of furniture and furnishings   | 905,921 |
| 1656 | Al Funoon Al Haditha Company for the import of electronic and electrical devices  | 905,853 |
| 1657 | Ahl Al Tib Company for the import of medical equipment and supplies, and mother and child supplies                            | 904,155 |
| 1658 | Al Aseel Company for Food Industries  | 902,533 |
| 1659 | Balhaj Factory for the manufacture of car radiators   | 901,543 |
| 1660 | Qartaj International Company for the import of foodstuffs   | 901,470 |
| 1661 | Hadara Company Babylon for Importing Cleaning Materials   | 901,450 |
| 1662 | Al-Tarabot Al-Daem Company for Importing Transportation Equipment and Accessories   | 900,500 |
| 1663 | Muheet Al-Madina Company for Importing Electronic Devices   | 900,000 |
| 1664 | Ashraqat Al-Amal Company for Agricultural and Livestock Investment and Poultry Farming  | 900,000 |

|      |   |         |
|------|---|---------|
| 1665 | Abeen Company for Importing Heavy Machinery and Equipment, Spare Parts, and Factory and Workshop Equipment and Supplies | 898,836 |
| 1666 | Zad International Company for Importing Foodstuffs, Livestock, and Meat   | 897,391 |
| 1667 | Al-Rayyan International Company for Importing Building Materials  | 897,200 |
| 1668 | Raweeh Al-Jabal Company for Importing Cleaning Materials, Cosmetics, and Hardware                                       | 895,825 |
| 1669 | Masafi Al-Khair Company for Importing Foodstuffs  | 895,375 |
| 1670 | Al-Qadi Group Company for Importing Furniture   | 892,530 |
| 1671 | Al-Rabee' Al-Oula Company for Importing Medicines and Medical Equipment   | 890,407 |
| 1672 | Sanwan Company for Electrical and Electromechanical Works   | 885,440 |
| 1673 | Al-Mansoura Libya Company for Food Industries   | 882,006 |
| 1674 | Bab Africa Al-Jadeeda Company for Food Industries   | 881,458 |
| 1675 | Qasr Al-Tawfiq Company for Importing Building Materials, Sanitary Ware, and Accessories                                 | 880,600 |
| 1676 | Tamtoum Company for Importing Electrical and Household Appliances   | 879,313 |
| 1677 | Al-Salama Company for Importing Fabrics and Textiles  | 876,914 |
| 1678 | Al-Intilaqa Al-Jadeeda Factory for Metal Industries   | 873,925 |
| 1679 | Shrouq Labda Company for Building Materials Manufacturing   | 873,400 |
| 1680 | Libya Al-Ataa Company for Importing Materials Nutrition   | 868,570 |
| 1681 | White Ice Company for Refrigeration, Air Conditioning, and Elevator Services  | 867,141 |
| 1682 | Khimji Company for Importing Transportation Equipment   | 866,450 |
| 1683 | Naeem Biladi Company for Importing Foodstuffs   | 864,126 |
| 1684 | Rabee Al-Darb Company for Importing Transportation Equipment and Accessories  | 862,539 |
| 1685 | Al-Bayt Al-Fakher Company for Importing Electrical and Household Appliances and Materials                               | 861,240 |
| 1686 | Al-Fikra Al-Haditha Company for Importing Foodstuffs  | 857,754 |
| 1687 | Al-Iqlim Company for Importing Foodstuffs and Meat  | 856,851 |
| 1688 | Al-Bayt Al-Jadeed Company for Electronic and Electrical Industries  | 856,592 |
| 1689 | Kunuz Libya Company for Importing Cleaning Materials  | 856,419 |
| 1690 | Qanwan Al-Watan Company for Food Industries and Grain Milling   | 855,000 |
| 1691 | Al-Himam Al-Aliya Company for Iron Industries LLC   | 854,050 |
| 1692 | Al-Tabi'a Company for Importing Raw Materials   | 851,033 |
| 1693 | Al-Sanad Company for Importing Building Materials, Sanitary Ware, and Accessories                                       | 850,900 |
| 1694 | Awraq Al-Khair Company for Importing Foodstuffs, Livestock, and Meat  | 849,695 |
| 1695 | Al-Fares International Company for Importing Foodstuffs, Livestock, and Meat  | 849,354 |
| 1696 | Ghada'a Talia Company for Importing Foodstuffs, Livestock, and Meat   | 842,130 |
| 1697 | Al-Nizak Al-Dhahabiya Company for Importing Transportation Equipment and Accessories                                    | 837,000 |
| 1698 | Al-Andalus Company for Ice Cream Manufacturing  | 835,018 |
| 1699 | Al-Nakheel Factory for Food Industries  | 834,220 |
| 1700 | Al-Shuruq Al-Libya Company for Poultry Breeding and Hatching  | 825,308 |
| 1701 | Ras Al-Majin Factory For the manufacture of all types of car coolers  | 823,756 |

|      |   |         |
|------|---|---------|
| 1702 | Al-Sha'la Al-Mutamayyiza Company for the import of electrical and non-electrical appliances and their spare parts | 821,887 |
| 1703 | Aqwas Al-Asima Company for the import of household and electrical goods   | 820,735 |
| 1704 | Amjad II Factory for the manufacture of cleaning materials  | 815,966 |
| 1705 | Abyat Al-Mutawassit Company for the import of building materials, sanitary ware, and their accessories            | 814,162 |
| 1706 | Al-Diyafa Al-Libya Company for the manufacture of food and beverages  | 813,639 |
| 1707 | Titan Company for the import of clothing, shoes, leather goods, textiles, and carpets                             | 811,320 |
| 1708 | Hadaeq Jannat Company for the import of agricultural machinery and supplies and their spare parts                 | 810,349 |
| 1709 | Al-Sabba Al-Khadra Company for the import of agricultural supplies and machinery                                  | 810,000 |
| 1710 | Al-Sawlajan Al-Libi Company for the import of clothing, textiles, and leather goods                               | 806,903 |
| 1711 | Sultan Company for Food Industries and the bottling of water and beverages  | 806,298 |
| 1712 | Midan Al-Nakhlah Company for the import of foodstuffs   | 805,144 |
| 1713 | Rahlat Al-Shita Company for the import of agricultural machinery, supplies, and fertilized eggs                   | 801,900 |
| 1714 | Al-Saqi Company for the bottling and packaging of water, oils, beverages, and all foodstuffs                      | 797,980 |
| 1715 | Al-Mutafawqa Company for the import of electronics  | 797,783 |
| 1716 | Al-Sawab Al-Munir Company for the import of electrical and non-electrical appliances and their spare parts        | 797,606 |
| 1717 | Rakab Al-Falak Company for the import of foodstuffs and livestock Meat  | 790,792 |
| 1718 | Al Fursan Plastic Industries Company  | 790,516 |
| 1719 | Baron Oil Services Company  | 790,505 |
| 1720 | Al Safwa Al Jadeeda Company for Importing Electronics and Accessories   | 789,710 |
| 1721 | Al Namouthajia Company for Importing Educational Equipment and Supplies   | 784,363 |
| 1722 | Ayan Company for Importing Clothing and Sports Shoes  | 783,779 |
| 1723 | Bin Faraj Company for Importing Tires and Batteries Limited   | 782,615 |
| 1724 | International Development Company for Importing Transportation Equipment and Accessories                          | 782,600 |
| 1725 | Gulf Bridge Company for Importing Livestock and Meat  | 780,702 |
| 1726 | Al Juthour Company for Importing Building and Sanitary Materials and Accessories                                  | 780,574 |
| 1727 | Al Usra Al Mithaliya Company for Food Industries  | 778,738 |
| 1728 | Liptz Company for Importing Food Products   | 777,196 |
| 1729 | Nala Company for Importing Food Products  | 777,042 |
| 1730 | Budour Al Baraka Company for Importing Food Products, Livestock, and Meat   | 776,973 |
| 1731 | Al Saray Factory for Manufacturing Aluminum Doors and Windows   | 776,933 |
| 1732 | Yashfin International Company for Importing Medicines and Veterinary Sera   | 776,587 |
| 1733 | Al Widad Company for Importing Food Products, Livestock, and Meat   | 774,900 |
| 1734 | Wadi Jumhour Company for Importing Toys and Sports Equipment  | 772,948 |
| 1735 | Al Shams Medical Company for Importing Medical Equipment, Medical Supplies, and Mother and Child Supplies         | 772,684 |
| 1736 | Sunuf Al Nakhat Company for Manufacturing Food and Beverages (Joint Stock Company)                                | 770,362 |
| 1737 | Marth Group Company for Food Industries   | 769,405 |
| 1738 | Dunya Al Seha Company for Importing Medicines and Medical Supplies Mother and Child Supplies                      | 767,841 |

|      |  |         |
|------|--|---------|
| 1739 | Al Majd Company for Importing Electrical and Non-Electrical Appliances and Materials and Spare Parts | 767,567 |
| 1740 | Al Surur Company for PVC and Aluminum Manufacturing  | 767,541 |
| 1741 | Al Hamdi Company for Importing Foodstuffs  | 765,914 |
| 1742 | Al Istabraq Al Thahabi Company for Importing Raw Materials   | 763,151 |
| 1743 | Ailan Company for Importing Heavy Machinery and Equipment, Supplies, and Spare Parts                 | 761,378 |
| 1744 | Al Reem Company for Importing Medicines and Medical Equipment  | 760,039 |
| 1745 | Akakus Lights Company for Importing Foodstuffs   | 757,600 |
| 1746 | Biological Sciences Company for Medical and Laboratory Services                                      | 756,465 |
| 1747 | SR Company for Maintenance Services and Environmental Solutions                                      | 755,557 |
| 1748 | Al Intilaqa Factory for Manufacturing Car Bodies and Trailers  | 754,254 |
| 1749 | Marmar Libya Company for Importing Foodstuffs  | 753,674 |
| 1750 | Naseem Al Bahr Misrata Company for Food Industries   | 753,118 |
| 1751 | Babel Al Khair Company for Importing Foodstuffs, Fruits, and Meat                                    | 750,167 |
| 1752 | Al Asas Al Matin Company for Importing Building Materials, Sanitary Ware, and Accessories            | 750,027 |
| 1753 | Mizan Libya Company for Scrap Manufacturing and Collection   | 750,000 |
| 1754 | Modern Technology Systems Company for Computer and Information Technology Services                   | 747,398 |
| 1755 | Al Ufuq Company for Communications and Information Technology  | 746,379 |
| 1756 | Al Dali Company for Food Industries  | 746,166 |
| 1757 | Al Ma'mar Al Tam Company for Importing Electrical Appliances and Materials                           | 745,246 |
| 1758 | Makmdas Company for Manufacturing Materials Construction   | 742,810 |
| 1759 | Alestishari Company for Importing Computers and Accessories  | 740,386 |
| 1760 | Aldiafa Libya Company for Importing Electronic and Electrical Devices                                | 739,500 |
| 1761 | Al-Qareeb Company for Financial and Electronic Services  | 733,450 |
| 1762 | Al-Tareeq Shoe Factory   | 732,480 |
| 1763 | Al-Funoon Company for Notebooks and Paper Products   | 731,250 |
| 1764 | Al-Sahel Company for Paper Manufacturing   | 729,940 |
| 1765 | Tadawul Company for Electronic Technology (Joint Stock Company)                                      | 729,682 |
| 1766 | Al-Waha Pharma Company for Importing Medicines and Mother and Child Supplies                         | 729,090 |
| 1767 | Sakhra Ghat Company for Importing Building Materials, Sanitary Ware, and Accessories                 | 727,448 |
| 1768 | Abu Ruwaila Factory for Household and Plastic Products   | 726,445 |
| 1769 | Al-Andalus Home Company for Importing Furniture  | 725,030 |
| 1770 | Al-Khair Al-Haditha Company for Importing Building Materials, Sanitary Ware, and Accessories         | 721,942 |
| 1771 | Al-Dawliya Company for Importing Agricultural Materials and Supplies                                 | 720,000 |
| 1772 | Al-Shatha Company for Importing Medicines and Medical Equipment                                      | 718,647 |
| 1773 | Amal Al-Tabi'a Company for Importing Agricultural Machinery, Supplies, and Spare Parts               | 718,331 |
| 1774 | Al-Jeel Al-Qadim Company for Importing Medicines and Medical Equipment                               | 716,304 |
| 1775 | Sana Company for Manufacturing All Types of Wooden and Metal Furniture                               | 716,144 |
| 1776 | Manar Al-Ghad Company for Importing Foodstuffs   | 713,134 |
| 1777 | Al-Azima Company for Importing Foodstuffs  | 712,407 |

|      |   |         |
|------|---|---------|
| 1778 | Al-Mahaniya Company for Importing Workshop Equipment and Manufacturing Machinery                                  | 712,200 |
| 1779 | Rawae' Al-Bayt Company for Importing Clothing, Textiles, and Leather Goods  | 709,608 |
| 1780 | Al-Atwar Company for Importing Electrical Systems   | 707,247 |
| 1781 | Atr Company for Importing Foodstuffs  | 705,958 |
| 1782 | Al-Haqal Al-Zira'i Company for Importing Agricultural Pesticides  | 704,390 |
| 1783 | Al-Nour Company for Food Imports  | 704,050 |
| 1784 | Arkan Al-Binaa Al-Aliya Company for General Contracting and Real Estate Investment                                | 701,190 |
| 1785 | Matlaa Al-Fajr Company for Importing Medicines, Medical Supplies, and Mother and Child Products                   | 699,089 |
| 1786 | Dar Al-Khibra Company for Importing Electrical and Non-Electrical Appliances, Spare Parts, and Electronic Devices | 697,887 |
| 1787 | Al-Muzn Company for Importing Sulfur, Supplies, and Lighters  | 697,075 |
| 1788 | Ammar Group Company for Building Materials Manufacturing  | 695,520 |
| 1789 | Al-Nahda Factory for Prefabricated Housing  | 695,000 |
| 1790 | Al-Najm Al-Munfarid Company for Importing Furniture and Accessories   | 694,813 |
| 1791 | Al-Mustaqbal Al-Mudhi' Company for Electrical Energy  | 694,071 |
| 1792 | Duroob Al-Furat Company for Food Industries   | 693,197 |
| 1793 | Al-Itar Al-Hadith Company for Importing Cars and Spare Parts  | 691,043 |
| 1794 | Malamih Al-Nour Company for Food Industries   | 688,097 |
| 1795 | Al-Layouth Company for Importing Foodstuffs, Livestock, and Meat  | 685,713 |
| 1796 | Alam Zain Company for Food Industries   | 683,720 |
| 1797 | Sama Libya Al-Jadeeda Company for Importing Foodstuffs and Fresh Fruits   | 680,973 |
| 1798 | Al-Ayadi Company for Building Materials Manufacturing   | 680,232 |
| 1799 | Al-Khaleej Al-Hadith Company for Aluminum and PVC Manufacturing   | 680,132 |
| 1800 | A'nab Company for Importing Foodstuffs  | 679,848 |
| 1801 | New Wall Company for Importing Heavy Machinery, Equipment, Supplies, and Spare Parts                              | 676,800 |
| 1802 | Al Wadi Al Daem Company for Aluminum, PVC, and Accessories Manufacturing  | 676,632 |
| 1803 | Shabaka Support Company for Importing Electrical Materials  | 675,081 |
| 1804 | Al Amat'a Company for Importing Leather Goods and Clothing  | 674,560 |
| 1805 | Royal Touch Company for Importing Agricultural Machinery, Supplies, and Spare Parts                               | 671,707 |
| 1806 | Carthage International Company for Importing Foodstuffs and Fresh Fruits  | 665,855 |
| 1807 | Nakheel Zliten Company for Asphalt and Insulation Materials Manufacturing   | 663,678 |
| 1808 | Oslin Company for Importing Medical Equipment, Devices, and Supplies, and Mother and Child Supplies               | 662,000 |
| 1809 | Ghot San Faz Company for Food Industries  | 658,305 |
| 1810 | Abha Food Company for Importing Foodstuffs, Fresh Fruits, Livestock, and Meat                                     | 655,891 |
| 1811 | Alwan Libya Company for Printing and Packaging Materials Manufacturing  | 655,400 |
| 1812 | Al Diwan Company for Importing Medicines and Medical Supplies   | 651,931 |
| 1813 | Al Qayrawan Al Jadeed Company for Importing Furniture   | 651,225 |
| 1814 | Atr Al Sanoubar Company for Importing Cleaning and Decorative Materials   | 650,831 |
| 1815 | Al Adiyat International Group Company for Importing Transportation Equipment and Accessories                      | 650,738 |

|      |   |         |
|------|---|---------|
| 1816 | Al Alamia Al Haditha Company for Importing Building Materials and Sanitary Materials                              | 647,461 |
| 1817 | Al Yaqout Company for Agricultural and Animal Production  | 645,427 |
| 1818 | Al Alam Al Mushriq Company for Scrap Collection, Sorting, and Compressing   | 643,246 |
| 1819 | Al Ayadi Al Thahabiya Company for Industries Ironworks  | 642,600 |
| 1820 | Al-Hilal Al-Hassan Company for Importing Electrical and Non-Electrical Appliances, Materials, and Spare Parts     | 641,080 |
| 1821 | Talmitha Al-Jadeeda Company for Importing Household Goods   | 640,800 |
| 1822 | Biladi Al-Jadeeda Company for Food Industries   | 640,478 |
| 1823 | Rawafed Al-Madina Company for Importing Electrical Appliances, Materials, and Spare Parts                         | 638,650 |
| 1824 | Libya Al-Muttahida Company for Importing Medical Equipment  | 638,564 |
| 1825 | Al-Shuruq Al-Alamiyah Company for Printing, Advertising, and Publishing   | 635,898 |
| 1826 | Al-Baraka International Company for Importing Building Materials and Sanitary Ware                                | 635,402 |
| 1827 | Al-Daffa Al-Areeqa Company for Importing Clothing, Textiles, and Leather Goods                                    | 634,416 |
| 1828 | Al-Mansour Company for Manufacturing Baby Diapers   | 634,242 |
| 1829 | Shababik Al-Asima Company for Importing Foodstuffs  | 634,089 |
| 1830 | Al-Ajniha Al-Mutaliqah Company for Importing Electrical Appliances  | 633,441 |
| 1831 | Al-Shaheen Al-Abyad Company for Importing Building Materials  | 633,267 |
| 1832 | Al-Fawaris Company for Importing Cars and Spare Parts   | 632,176 |
| 1833 | Al-Mithali Al-Hadith Company for Importing Electrical and Non-Electrical Appliances, Materials, and Spare Parts   | 631,549 |
| 1834 | Al-Kublat Company for Iron Industries and Metal Forming   | 631,287 |
| 1835 | Al-Alyaaf Al-Alamiyah Company for Importing Electrical and Non-Electrical Appliances and Materials                | 630,743 |
| 1836 | Shati Al-Nakheel Company for Importing Household Goods  | 630,706 |
| 1837 | Lamma Al-Ikhwa Company for Importing Foodstuffs   | 629,856 |
| 1838 | Al-Manar Company for Food Industries  | 628,491 |
| 1839 | Mateen Company for Importing Mother and Child Supplies  | 626,515 |
| 1840 | Sama Al-Riyada Company for Importing Foodstuffs Fresh Fruits  | 622,256 |
| 1841 | Al Jazeera Al Kubra Company for Aluminum and Plastic Window Manufacturing   | 622,068 |
| 1842 | Mafaza Africa Company for Importing Transportation Equipment and Accessories                                      | 620,840 |
| 1843 | Tatweer Libya Company for Importing Building Materials, Sanitary Ware, and Accessories                            | 620,508 |
| 1844 | Al Akil Company for Importing Foodstuffs  | 618,128 |
| 1845 | Candy Company for Importing Foodstuffs, Livestock, and Meat   | 617,643 |
| 1846 | Al Itqan Company for Aluminum and PVC Manufacturing   | 614,398 |
| 1847 | Stereen Company for Importing Electrical and Non-Electrical Appliances, Spare Parts, Electronic Devices, and Salt | 612,723 |
| 1848 | Al Muqaddam Company for Iron Industries   | 611,950 |
| 1849 | Al Amal International Company for Importing Building Materials, Sanitary Ware, and Accessories                    | 607,500 |
| 1850 | Al Manar Al Jadeed Group Company for Importing Transportation Equipment and Accessories                           | 606,248 |
| 1851 | Riyadh Al Madina Company for Importing Foodstuffs   | 605,250 |

|      |  |         |
|------|--|---------|
| 1852 | Al Mahri Al Saree' Company for Transportation  | 605,000 |
| 1853 | Khubaraa Al Taqnia Company for Importing Communications and Computer Equipment   | 600,945 |
| 1854 | Al Taliaa Al Bahira Company for Importing Building Materials, Sanitary Ware, and Accessories                               | 600,298 |
| 1855 | Al Zumurda International Company for Importing Books and Stationery  | 598,500 |
| 1856 | Haiti International Company for Importing Medicines, Medical Equipment, and Supplies                                       | 598,396 |
| 1857 | Tarik Alhadid Aljadid Company for Importing Clothing, Textiles, and Leather Goods  | 596,552 |
| 1858 | Al-Rukn Al-Jadeeda Company for Importing Health Products   | 595,953 |
| 1859 | Anwar Al-Batnan Company for Importing Building Materials   | 595,510 |
| 1860 | Najma Tajoura Company for Importing Cosmetics and Accessories  | 594,812 |
| 1861 | First Direction Company for Importing Agricultural Supplies  | 593,433 |
| 1862 | Al-Mashhar Company for Importing Building Materials, Sanitary Ware, and Accessories  | 592,853 |
| 1863 | Al-Qudra Company for Importing Veterinary Medicines and Sera   | 592,502 |
| 1864 | Al-Hais Group Company for Importing Household and Electrical Appliances  | 592,000 |
| 1865 | Namariq Al-Khair Company for Importing Decorative Items, Hardware, and Cleaning Materials                                  | 591,721 |
| 1866 | Al-Masira Al-Kubra Company for Importing Foodstuffs  | 591,117 |
| 1867 | Rimas Libya Oil Services Company   | 590,506 |
| 1868 | Al-Mirad Company for Importing Heavy Machinery and Equipment, Spare Parts, and Factory and Workshop Equipment and Supplies | 590,245 |
| 1869 | Al-Nourin Company for Importing Foodstuffs   | 589,094 |
| 1870 | Karam Al-Diyafa Libyan Company for Food Industries and Sweets  | 586,874 |
| 1871 | Al-Enaya Al-Mustaqbaliya Company for Importing Medical Supplies and Equipment  | 586,567 |
| 1872 | Al-Maham Company for Importing Foodstuffs  | 586,431 |
| 1873 | Al-Imad Al-Mudhi' Company for Information Technology and Communication Systems   | 586,053 |
| 1874 | Al-Tahadun Company for Importing Books and Stationery  | 586,030 |
| 1875 | Al-Mahsoul Al-Ghadiya Company for Importing Foodstuffs   | 583,233 |
| 1876 | Najm Al-Bahr Maritime Transport Company Limited  | 580,000 |
| 1877 | Al-Safinat Al-Asliya Company for Importing Transportation Equipment and Accessories  | 576,125 |
| 1878 | Jawad Al-Na'im Company for Importing Foodstuffs  | 574,328 |
| 1879 | Al-Ittihad Company for Plastic Industries  | 573,952 |
| 1880 | Al-Tanmiya Al-Haditha Company for Manufacturing Sheets PVC, Profiles, and Pipes  | 573,125 |
| 1881 | Nature Production Company for Importing Foodstuffs, Livestock, and Meat  | 570,799 |
| 1882 | Global Group Company for Importing Medical Equipment   | 568,632 |
| 1883 | Dar Al-Khamis Company for Manufacturing and Printing Packaging Materials and Paper Products                                | 568,463 |
| 1884 | Al-Tafawuq Al-Zahir Company for Importing Transportation Equipment and Accessories   | 566,974 |
| 1885 | Free Trade Company for Importing Foodstuffs Limited  | 565,428 |
| 1886 | Al-Arjaa Company for Importing Office and Home Furniture   | 562,415 |
| 1887 | Distinguished Food Basket Company for Importing Foodstuffs, Fruits, Livestock, and Meat                                    | 560,721 |
| 1888 | Royal Company for Importing Perfumes, Decorations, Hardware, and Cleaning Materials  | 560,258 |
| 1889 | Salouq Company for Manufacturing All Types of Animal Feed and Mills  | 560,150 |

|      |   |         |
|------|---|---------|
| 1890 | Libyan Lighting Company for Importing Electrical and Household Appliances   | 560,076 |
| 1891 | Al-Jawhara Al-Lami'a Company for Importing Decorations, Hardware, and Cleaning Materials                              | 559,827 |
| 1892 | Ramsa Company for Importing Medicines, Supplies, and Medical Equipment  | 558,651 |
| 1893 | The Golden Company for Glass Manufacturing  | 555,450 |
| 1894 | Gulf Factory for Shoe Manufacturing   | 552,299 |
| 1895 | Rimas Medical Company for Importing Medical Equipment, Medicines, Medical Supplies, and Mother and Child Supplies     | 552,000 |
| 1896 | Sarh Misrata Company for Importing Transportation Equipment and Accessories   | 551,600 |
| 1897 | Green Fields Company for Importing Agricultural Equipment and Supplies  | 550,447 |
| 1898 | Aseel Al-Khair Company for Importing Foodstuffs   | 549,738 |
| 1899 | Al-Marai Company Al-Awli Company for Importing Foodstuffs, Livestock, and Meat  | 548,195 |
| 1900 | Al-Umran Al-Sati' Company for Importing Building Materials, Sanitary Materials, and Raw Materials                     | 546,468 |
| 1901 | The Modern Libyan Group Company for Importing Electrical and Non-Electrical Materials, Spare Parts, and Appliances    | 546,201 |
| 1902 | Taj Al-Afa Company for Importing Foodstuffs and Provisions  | 546,000 |
| 1903 | Noor Al-Etisalat Company for Importing Electronic and Electrical Devices and Accessories                              | 545,050 |
| 1904 | Al-Mawada Group Company for Importing Decorative Materials, Hardware, and Cleaning Materials                          | 544,086 |
| 1905 | Sahar Al-Ghada Company for Importing Foodstuffs, Livestock, and Meat  | 541,597 |
| 1906 | Duroob Al-Awaser Company for Communications and Technology Services   | 540,372 |
| 1907 | Al-Tareeq Al-Mumahed Company for General Contracting and Real Estate Investment                                       | 539,600 |
| 1908 | Al-Sahari Group Company for Oil Services  | 538,000 |
| 1909 | Al-Abram Company for Importing Foodstuffs   | 537,326 |
| 1910 | Wa'ad Al-Emaar Company for Importing Building Materials   | 536,500 |
| 1911 | The Integrated Libyan Company for Oil Services  | 536,500 |
| 1912 | Ittihad Al-Azyaa Company for Importing Clothing, Leather Goods, and Hardware  | 536,500 |
| 1913 | Al-Barimah Company for Importing Foodstuffs   | 536,298 |
| 1914 | Al-Joud International Modern Company for Importing Foodstuffs, Livestock, and Meat                                    | 535,620 |
| 1915 | Al-Zan Specialized Company for Wood Industries  | 535,234 |
| 1916 | Al-Mutardi Company for Importing Transportation Equipment and Accessories   | 534,496 |
| 1917 | Al-Matoun Company for Importing Electrical and Electronic Devices and Household Goods Home appliances and accessories | 534,215 |
| 1918 | Al-Rasheed Company for Importing Shoes and Leather Goods  | 534,009 |
| 1919 | Al-Khodar Al-Mutamayez Company for Importing Clothes, Shoes, and Leather Goods LLC                                    | 534,000 |
| 1920 | My Golden City Company for Aluminum and PVC Manufacturing   | 533,475 |
| 1921 | Al-Bawadi Al-Jadeeda Company for Importing Agricultural Machinery and Supplies  | 530,340 |
| 1922 | Carthage Al-Mutalaqah Company for Importing Foodstuffs, Fresh Fruits, Livestock, and Meat                             | 529,162 |
| 1923 | Al-Fath Al-Dhahabiya Company for Electrical Industries  | 529,016 |
| 1924 | Atyaf Company for Media, Printing, and Publishing   | 527,171 |
| 1925 | Al-Rasheed Al-Mudi Company for Importing Clothes, Textiles, and Leather Goods   | 525,240 |



|      |   |         |
|------|---|---------|
| 1926 | Technical Control Company for PVC and Aluminum Manufacturing  | 524,724 |
| 1927 | Ghada Al-Awafi Company for Importing Foodstuffs, Livestock, and Meat                                    | 524,276 |
| 1928 | Al-Mutawakkil Company for Manufacturing Aluminum and PVC Doors and Windows                              | 524,235 |
| 1929 | Alitihad Alarabi Factory for Manufacturing Aluminum Doors and Windows                                   | 522,985 |
| 1930 | Musk Al-Sharq Company for Importing Decorative Materials and Hardware                                   | 521,914 |
| 1931 | Nibras Modern Construction Company for Importing Building Materials, Sanitary Ware, and Accessories     | 521,473 |
| 1932 | Libyan Stars Company for Importing Foodstuffs   | 520,456 |
| 1933 | Libyan Hope Company for Importing Raw Materials   | 519,964 |
| 1934 | Mutawassit Al-Qara Company for Importing Building Materials and Sanitary Ware                           | 518,400 |
| 1935 | Al-Sahm Al-Lami' Company for Importing Building Materials and Sanitary Ware                             | 517,941 |
| 1936 | Al-Mutamayizoun United Company for Importing Transportation Equipment, Accessories, and Auto Parts      | 517,086 |
| 1937 | Al-Israa Al-Haditha Company for Importing Foodstuffs, Livestock, and Meat                               | 515,896 |
| 1938 | Akakus Libya Company for Electromechanical Services   | 514,096 |
| 1939 | Al-Wadi Perfumes Company for Importing Foodstuffs, Livestock, and Meat                                  | 511,014 |
| 1940 | Al-Alamiyah Al-Haditha Company for Importing Medicines and Medical Equipment                            | 510,091 |
| 1941 | Alam Al-Kimiya Company for Importing Raw Materials  | 509,960 |
| 1942 | Aqar Company for Importing Foodstuffs   | 509,792 |
| 1943 | Al-Delta Company for Cleaning Materials   | 508,759 |
| 1944 | Ayyar Company for Electromechanical Works   | 508,454 |
| 1945 | Arzaq Al-Mutawassit Company for Importing Foodstuffs, Livestock, and Meat                               | 508,136 |
| 1946 | Saba Al-Muzdahira Company for Importing Building Materials, Sanitary Ware, and Accessories              | 507,989 |
| 1947 | Al-Dafniya Group Company for Importing Heavy Machinery, Equipment, Supplies, and Spare Parts            | 507,870 |
| 1948 | Safinat Al-Ghada' Company for Importing Foodstuffs  | 507,150 |
| 1949 | Al-Sahm Al-Alamiyah Company for Importing Agricultural Supplies and Machinery                           | 506,880 |
| 1950 | Khat Al-Ahlam Company for Importing Foodstuffs  | 506,225 |
| 1951 | Company Al-Buraq International for Importing Transportation Equipment, Oils, and Accessories            | 505,819 |
| 1952 | Al-Irtaqa Al-Mutajaddid Company for Importing Building Materials, Sanitary Ware, and Accessories        | 503,984 |
| 1953 | Rabiyana United Company for Importing Personal Care and Cleaning Supplies                               | 502,280 |
| 1954 | Al-Nour Al-Jadeeda Company for Importing Foodstuffs, Livestock, and Meat                                | 501,600 |
| 1955 | Al-Rawi Company for Importing Agricultural Machinery, Supplies, and Spare Parts                         | 500,085 |
| 1956 | Abour Al-Taquaddum Company for Importing Mobile Phones, Accessories, and Electronic Devices             | 500,000 |
| 1957 | Al-Zanbaqa Al-Libya Company for Importing Watches and Eyeglasses  | 500,000 |
| 1958 | Al-Akeed Al-Akeed Company for Medical Services  | 500,000 |
| 1959 | Al-Daleel Pharma Company for Importing Medicines and Medical Equipment                                  | 499,475 |
| 1960 | Hilal Al-Qamar Company for Importing Electronic, Electrical, and Non-Electrical Devices and Spare Parts | 499,420 |
| 1961 | Al-Raqibat Company for Importing Transportation Equipment and Spare Parts                               | 499,338 |
| 1962 | Al-Qarya Al-Muttahida Company for Food Manufacturing and Packaging                                      | 499,321 |
| 1963 | Manarat Al-Taquaddum Al-Oula Company for Feed and Fertilizer Manufacturing                              | 498,990 |
| 1964 | Najmat Al-Fursan Company for Importing Foodstuffs   | 498,750 |

|      |   |         |
|------|---|---------|
| 1965 | Bariq Al-Adwiya Company for Importing Medicines and Medical Equipment   | 497,683 |
| 1966 | Libya Baytuna Company for Importing Building Materials, Sanitary Ware, and Accessories                        | 497,236 |
| 1967 | Al-Saqiya Company for Importing Agricultural Machinery, Supplies, and Spare Parts                             | 497,214 |
| 1968 | Al-Sadaqa Al-Raqiya Company for Importing Building Materials, Sanitary Ware, and Accessories                  | 496,985 |
| 1969 | Al-Haykal Company Al-Hadith International for Importing Modern Car Body Parts                                 | 496,768 |
| 1970 | Al-Wadaq International Company for Importing Foodstuffs   | 496,440 |
| 1971 | Al-Rifaq Al-Jadeed Company for Importing Transportation and Accessories                                       | 494,000 |
| 1972 | Al-Maw'ed Al-Jadeed Company for Manufacturing Cleaning Materials  | 493,580 |
| 1973 | Al-Mutakhasis Factory for Manufacturing Aluminum Doors and Windows  | 493,004 |
| 1974 | Al-Madina Al-Jadeeda Al-Oula Company for Importing Electrical Materials, Spare Parts, and Accessories         | 492,682 |
| 1975 | Al-Sindan Company for Importing Furniture   | 492,568 |
| 1976 | Al-Amthal Company for Importing Medicines, Medical Equipment, Medical Supplies, and Mother and Child Products | 491,988 |
| 1977 | Al-Taqaddum Al-Mustadam Company for Manufacturing Mattresses and Foam   | 491,000 |
| 1978 | Safwat Al-An'am Company for Importing Foodstuffs, Livestock, and Meat   | 490,769 |
| 1979 | Amwaj Al-Taif Company for Importing Electronic and Electrical Devices   | 489,570 |
| 1980 | Al-Awail Group Company for Manufacturing Home Furniture   | 489,288 |
| 1981 | Al-Hulul Al-Daqiyah Company for Information Technology  | 488,215 |
| 1982 | Al-Hulul Al-Dhakiyah Company for Smart Building Equipment and Technical Works                                 | 487,830 |
| 1983 | Wahiba & Partners Company for Importing Foodstuffs, Livestock, and Meat                                       | 485,759 |
| 1984 | Aman Al-Ghad Company for Importing Foodstuffs, Livestock, and Meat  | 484,717 |
| 1985 | Delta International Company for Importing Clothing, Textiles, and Leather Goods                               | 483,851 |
| 1986 | Al-Asami Factory for Paint Manufacturing  | 483,618 |
| 1987 | The First Libyan International Company for Importing Cars, Spare Parts, Oils, and Accessories                 | 483,204 |
| 1988 | Tika Company for Manufacturing Building Materials   | 483,091 |
| 1989 | Al-Yasmin Company Regional Company for Food Imports   | 481,920 |
| 1990 | Imkanat International Company for Asphalt and Insulation Materials  | 478,210 |
| 1991 | Al-Taawun Al-Raqi Company for Importing Building Materials, Sanitary Ware, and Related Products               | 477,548 |
| 1992 | Al-Taj Al-Libi Company for Food Imports   | 477,485 |
| 1993 | Khayt Al-Harir Company for Importing Carpets and Furnishings  | 476,520 |
| 1994 | Al-Muttahida Company for Plastic Materials Manufacturing  | 476,415 |
| 1995 | Adrar Akakus Company for Importing Heavy Machinery and Equipment (Limited Liability)                          | 474,987 |
| 1996 | Al-Ataa Company for Carton and Plastic Manufacturing  | 473,303 |
| 1997 | Al-Malak Al-Jadeed Company for Importing Foodstuffs, Fresh Fruits, Vegetables, Livestock, and Meat            | 471,300 |
| 1998 | Itar Al-Darb Company for Importing Transportation Equipment and Accessories                                   | 470,577 |
| 1999 | Al-Afaq Company for Importing Office Supplies and Equipment   | 467,700 |
| 2000 | Sana Al-Barq Company for Importing Generators and Spare Parts   | 467,000 |
| 2001 | Arabian Company for Importing Building Materials, Sanitary Ware, and Accessories                              | 466,885 |
| 2002 | Naseeh Alemtiaz Alaoul Company for Importing Textiles, Clothing, and Leather Goods                            | 466,650 |

|      |   |         |
|------|---|---------|
| 2003 | Aba Food Industries Company   | 465,304 |
| 2004 | Al-Bariq Company for Importing Building Materials   | 465,072 |
| 2005 | Al-Kanar Company for Importing Transportation Equipment and Accessories   | 462,373 |
| 2006 | Al-Libya Al-Asriya Company for Importing Medicines, Medical Equipment and Supplies, and Mother and Child Products | 462,098 |
| 2007 | Al-Nour Company for Importing Transportation Equipment and Accessories  | 461,700 |
| 2008 | Afnan Al-Jadeeda Company for Importing Foodstuffs, Livestock, and Meat  | 461,392 |
| 2009 | Al-Amer Company for Importing Foodstuffs  | 461,235 |
| 2010 | Jabal Kordofan Company for Importing Foodstuffs, Livestock, and Meat  | 460,300 |
| 2011 | Al-Madain Company for Paint and Paste Manufacturing, a subsidiary of Al-Madina Holding Company                    | 460,130 |
| 2012 | Al-Aman Company for Dairy Products  | 459,673 |
| 2013 | Al-Ghazala Factory for Paint and Paste Manufacturing  | 459,626 |
| 2014 | Tayba Al-Haditha Company for Importing Building Materials and Sanitary Ware                                       | 458,172 |
| 2015 | Bab Al-Hurriya Company for Importing Workshop Equipment   | 457,088 |
| 2016 | Jisr Africa Company for Importing Agricultural Equipment and Supplies   | 456,308 |
| 2017 | Jannat Al-Jadeeda Company for Importing Foodstuffs, Livestock, and Meat   | 456,288 |
| 2018 | Al-Mithaliya Al-Haditha Company for Importing Medicines and Medical Equipment                                     | 456,284 |
| 2019 | Dhu Al-Himam Company for Importing Medical Equipment  | 455,152 |
| 2020 | Beirut Company for Importing Transportation Equipment and Spare Parts   | 455,096 |
| 2021 | Ras Al-Touba Company for General Contracting and Investment Real Estate   | 455,000 |
| 2022 | Between the Two Rivers Company for Importing Foodstuffs   | 454,806 |
| 2023 | Al-Mutawassit International Group Company for General Contracting and Real Estate Investment                      | 454,800 |
| 2024 | Al-Imtiaz Central Company for Feed Manufacturing  | 453,748 |
| 2025 | Bashayer Libya International Company for Importing Foodstuffs, Livestock, and Meat                                | 452,500 |
| 2026 | Al-Hais Group Company for Importing Books and Stationery  | 452,064 |
| 2027 | Orchid Al-Bayda Company for Communications, Information Technology, and Software                                  | 451,652 |
| 2028 | Ithar Al-Madina Company for Manufacturing Cleaning Materials and Accessories                                      | 451,396 |
| 2029 | Al-Maw'ed Al-Jadeed Company for Importing Foodstuffs  | 451,247 |
| 2030 | Qasr Al-Manara Company for Importing Furniture  | 450,050 |
| 2031 | Al-Rayhana Company for Importing Agricultural Machinery and Supplies  | 450,000 |
| 2032 | Marasi Al-Libya Company for Importing and Distributing Foodstuffs   | 450,000 |
| 2033 | Atour Al-Wadi Company for Importing Medical Equipment, Medical Supplies, and Mother and Child Supplies            | 449,782 |
| 2034 | Al-Safwa Al-Mudhhila Company for Importing Cleaning Materials   | 447,942 |
| 2035 | The Free Libyan Company for Medical Services  | 447,081 |
| 2036 | Nuzum Libya Company for Communications, Information Technology, Programming, and Consulting Services Limited      | 446,680 |
| 2037 | Al-Fursan International Company for Importing Factory and Workshop Equipment and Supplies                         | 442,231 |
| 2038 | Lajhar Company for Importing Foodstuffs   | 441,920 |

|      |  |         |
|------|--|---------|
| 2039 | Riyah Al-Bahr Company for Importing Foodstuffs   | 440,910 |
| 2040 | Matla' Al-Fajr Group Company for Importing Electrical and Non-Electrical Appliances, Materials, Spare Parts, and Devices | 440,683 |
| 2041 | Al-Tawfiqiyah Libyan Company For importing various means of transport and their accessories                              | 440,308 |
| 2042 | Al-Balda Al-Tayyiba Company for Importing Foodstuffs, Livestock, and Meat  | 440,000 |
| 2043 | Tibesti International Company for Importing Electrical Materials and Spare Parts   | 439,251 |
| 2044 | Jisr Al-Ataa Al-Fiddi Company for Importing Cleaning Materials   | 438,750 |
| 2045 | Al-Dawliya Al-Haditha Company for Importing Means of Transport and Their Accessories                                     | 436,774 |
| 2046 | Al-Ajwad Al-Dawaiya Company for Importing Medicines, Medical Equipment, Medical Supplies, and Laboratory Equipment       | 436,528 |
| 2047 | Al-Karam Company for Importing Cleaning Materials  | 434,244 |
| 2048 | Noram International Company for Importing Cleaning Materials   | 433,330 |
| 2049 | Al-Shurakaa Company for Importing Electrical Appliances, Spare Parts, Electronic Devices, and Accessories                | 433,257 |
| 2050 | Joud Al-Rida Company for Importing Foodstuffs  | 432,655 |
| 2051 | Al-Sari Company for Importing Stationery, Equipment, and Office Supplies   | 432,035 |
| 2052 | Asas International Company for Importing Decorative Items, Hardware, and Cleaning Materials                              | 431,133 |
| 2053 | Noor Al-Sharq Company for Importing Foodstuffs, Livestock, and Meat  | 430,442 |
| 2054 | Al-Hilal Industrial Company for Iron Industries  | 429,224 |
| 2055 | Zad Al-Aseel Company for Importing Foodstuffs, Dairy Products, and Meat  | 428,932 |
| 2056 | Beit Al-Salam Al-Haditha Company for Importing Electrical and Electronic Appliances and Household Goods                  | 428,156 |
| 2057 | Al-Ran Company for Importing Clothing, Textiles, and Leather Goods   | 427,536 |
| 2058 | Al-Arab Medical Company for Importing Medicines and Medical Equipment  | 427,386 |
| 2059 | Al-Khat Al-Dhahabi Company for Manufacturing Plastic pipes and fittings  | 426,400 |
| 2060 | Rhine River Company for Importing Building Materials   | 425,533 |
| 2061 | Bata Company for Importing Electrical and Non-Electrical Appliances, Parts, and Electronic Devices                       | 425,505 |
| 2062 | Dar Al-Bunyan Company for Importing Decoration Supplies and Building Materials   | 425,166 |
| 2063 | Dar Marrakesh Company for Real Estate Investment, General Contracting, and Building Equipment                            | 425,000 |
| 2064 | Clips Libya Company for Importing Books and Stationery   | 424,704 |
| 2065 | Jet Company for Medical Equipment, a subsidiary of the Holding Company   | 424,564 |
| 2066 | Suhoul Al-Qardabiya Company for Importing Foodstuffs   | 424,211 |
| 2067 | Al-Qawaed Company for Engineering Industries   | 421,618 |
| 2068 | Ain Dawara Company for Importing Foodstuffs  | 420,826 |
| 2069 | Al-Badia Al-Oula Company for Importing Various Means of Transportation, Spare Parts, and Accessories                     | 420,465 |
| 2070 | Al-Yamamah Company for Importing Information Technology and Communication Syste  | 419,994 |
| 2071 | Baraem Al Alam Company for Importing Decorative Materials, Hardware, and Cleaning Supplies                               | 419,870 |
| 2072 | Nasma Company for Importing Air Conditioning and Heating Systems   | 419,461 |
| 2073 | Al Nasiya Al Bayda Company for Importing Medicines, Veterinary Equipment, and Agricultural Pesticides                    | 419,026 |
| 2074 | Al Madina Al Haditha Company for Aluminum, Suspended Ceilings, and Decorations   | 418,850 |

|      |  |         |
|------|--|---------|
| 2075 | Al Maran Company for Importing Furniture   | 417,910 |
| 2076 | Al Rawasi Al Khadra Company for Importing Agricultural Supplies  | 417,505 |
| 2077 | Al Dardafi Factory for Corrugated Sheet Metal Manufacturing  | 417,500 |
| 2078 | Yashfin Company for Importing Medical Equipment, Medicines, Medical Supplies, and Mother and Child Supplies                    | 417,081 |
| 2079 | Al Mudhila Company for Importing Foodstuffs, Fresh Fruits, and Legumes   | 416,711 |
| 2080 | Al Wasiya Company for Importing Foodstuffs, Meat, Poultry, and Frozen Foods  | 414,728 |
| 2081 | Tibesti Al Haditha Company for Importing Cars and Spare Parts  | 413,420 |
| 2082 | Al Muruj Al Samiya Company for Importing Medicines, Medical Supplies, and Mother and Child Supplies                            | 411,707 |
| 2083 | Al Jawhara Al Libiya Al Lami'a Company for Importing Building Materials, Sanitary Ware, and Accessories                        | 411,523 |
| 2084 | Al Khalil International Company for Iron Industries  | 409,385 |
| 2085 | Tabarak Al Khair Company for Importing Foodstuffs, Livestock, and Meat   | 407,720 |
| 2086 | Al Jazeera International Company for Importing Clothing, Textiles, and Leather Goods   | 406,250 |
| 2087 | Al Wajha Al Alamiya Company for Importing Electronics  | 400,296 |
| 2088 | Al Mashreq International Company For the confectionery and juice industries  | 399,887 |
| 2089 | Droub Al Alam Company for Importing Transportation Equipment and Spare Parts   | 398,681 |
| 2090 | Bayt Al Taam Company for Importing Foodstuffs  | 398,361 |
| 2091 | Philadelphia United Company for Importing Foodstuffs, Livestock, and Fruits  | 397,743 |
| 2092 | Mazaya Al Manazel Company for Importing Electrical and Non-Electrical Appliances and Materials                                 | 397,629 |
| 2093 | Binaa Al Ghad Company for Importing Building Materials, Sanitary Ware, and Accessories   | 397,542 |
| 2094 | Alfa Company for Importing Stationery and Office Supplies  | 394,992 |
| 2095 | Al Arjoun Company for Importing Foodstuffs, Livestock, and Meat  | 394,063 |
| 2096 | Al Niazak Al Thahabiya Company for Importing Foodstuffs, Livestock, Meat, and Fresh Fruits                                     | 394,063 |
| 2097 | Al Yamama Al Oula Company for Plastic, Paper, and Rubber Industries  | 394,000 |
| 2098 | Nada Tripoli Company for Importing Foodstuffs, Livestock, and Meat   | 392,997 |
| 2099 | Naseem International Company for Importing Foodstuffs  | 391,230 |
| 2100 | North Africa Company for Importing Medicines and Medical Equipment (Limited Liability)   | 390,268 |
| 2101 | Al Hadaf Al Sami Company for Importing Household and Electrical Appliances   | 388,934 |
| 2102 | Ital International Company for Importing Building Materials, Sanitary Ware, and Accessories                                    | 388,621 |
| 2103 | Siraj Al Amthal Company for Importing Transportation Equipment and Accessories   | 388,040 |
| 2104 | Al Kahraman Al Munir Company for Importing Electrical and Non-Electrical Appliances, Materials, and Spare Parts                | 387,655 |
| 2105 | Al Intimaa Company Al-Hadari for Importing Building Materials, Sanitary Ware, and Accessories                                  | 387,640 |
| 2106 | Jabal Tibesti Marble Manufacturing Company   | 387,115 |
| 2107 | Your Health Pharmaceutical Company for Importing Medical Equipment, Medicines, Medical Supplies, and Mother and Child Products | 386,796 |
| 2108 | Ishraq Libya Company for Importing Electrical and Non-Electrical Devices, Spare Parts, and Electronic Devices                  | 386,691 |

|      |   |         |
|------|---|---------|
| 2109 | Modern Technical Group Company for Programming and Maintenance of Control Rooms and Machines Limited          | 386,680 |
| 2110 | The Wonderful Manufacturer Company for Importing Workshop and Factory Equipment                               | 386,280 |
| 2111 | Dhahab Ozer Company for Importing Foodstuffs, Livestock, and Meat   | 385,910 |
| 2112 | Bir Hazwa Company for Importing Foodstuffs, Livestock, and Meat   | 385,000 |
| 2113 | Al-Mayar Modern Company for Manufacturing Paper Tissues, Cups, and Operating Supplies                         | 384,000 |
| 2114 | Al-Tasami Company for Importing Medicines, Medical Equipment, Medical Supplies, and Mother and Child Products | 383,956 |
| 2115 | Al-Muthallath Company for Electrical Industries   | 383,921 |
| 2116 | Bin Khawla Company for Importing Electronic Devices, Accessories, and Spare Parts                             | 380,287 |
| 2117 | Al-Thaqil International Company for Importing Transportation Equipment and Accessories                        | 380,251 |
| 2118 | Al-Hayat Al-Mubtakira Al-Mumayaza Company for Importing Electrical and Household Appliances                   | 379,727 |
| 2119 | Al-Sanwan Al-Jadeed Company for Importing Foodstuffs, Livestock, and Meat                                     | 378,835 |
| 2120 | Argan Company for Importing Medicines, Medical Supplies, and Mother and Child Products                        | 377,870 |
| 2121 | Al-Wifaq Company for Importing Transportation and Accessories   | 376,558 |
| 2122 | Global Marble Factory   | 376,219 |
| 2123 | Global Interconnection Company for Wood Industries  | 375,603 |
| 2124 | Emaar Al-Bunyan Company for Aluminum Manufacturing  | 373,578 |
| 2125 | Medical Solutions Company for Importing and Installing Medical Equipment and Laboratories                     | 373,576 |
| 2126 | Rawabet Al-Fikr Company for Importing Restaurant Equipment, Household Goods, and Electrical Appliances        | 373,086 |
| 2127 | Al-Buhaira Company for Importing Foodstuffs   | 372,846 |
| 2128 | Al-Tabi'a Al-Safiya Company for Food Industries   | 372,500 |
| 2129 | Al-Khamasiyat Factory for Plastic Bags Manufacturing  | 372,240 |
| 2130 | Kaldah Company for Importing Medicines, Medical Devices and Equipment, and Mother and Child Supplies          | 371,166 |
| 2131 | Al-Mujamma' Investment Company for Building Materials Manufacturing   | 371,122 |
| 2132 | Ithmar Company for Importing Agricultural Pesticides  | 370,942 |
| 2133 | Balhaj International Factory for Car Coolers Manufacturing  | 370,225 |
| 2134 | Across Oceans Company for General Contracting and Real Estate Investment                                      | 370,185 |
| 2135 | Al-Hadaf Company for Paper Industries   | 368,925 |
| 2136 | Al-Azm Company for Importing Equipment, Medicines, Medical Supplies, and Mother Supplies                      | 368,314 |
| 2137 | Aljouda Alibyya Company for Food Industri   | 368,040 |
| 2138 | Al-Alama Al-Riyadiya Company for Importing Sports Equipment   | 366,414 |
| 2139 | Al-Tanmiya Al-Da'ima Company for Importing Electrical and Non-Electrical Devices, Materials, and Spare Parts  | 364,437 |
| 2140 | Arkan Company for Importing Medicines   | 364,089 |
| 2141 | Al-Juhd Al-Muthmir Company for PVC Manufacturing  | 361,504 |
| 2142 | Al-Zay Al-Watani Company for Importing Foodstuffs and Livestock Meat  | 361,067 |

|      |  |         |
|------|--|---------|
| 2143 | Ithmar Company for Importing Agricultural Machinery, Supplies, and Spare Parts   | 360,496 |
| 2144 | Jabal Nafusa Company for Importing Medical and Industrial Gases  | 360,490 |
| 2145 | Al-Amq Company for Oil Services  | 359,065 |
| 2146 | Adhwaa Al-Khaleej Company for Importing Agricultural Supplies and Veterinary Medicines                                       | 358,763 |
| 2147 | Al-Jawhara Al-Jadeeda Trading Company for Importing Foodstuffs   | 357,307 |
| 2148 | Taer Al-Salam Company for Importing Agricultural Machinery, Supplies, and Veterinary Sera                                    | 356,252 |
| 2149 | Al-Imtiaz Al-Daem Company for Sponge Manufacturing   | 355,924 |
| 2150 | Al-Namaa Factory for Engineering Industries  | 355,240 |
| 2151 | Akakus South Company for Importing Electronic Devices  | 355,025 |
| 2152 | Al-Usul Al-Da'ima Company for Importing Carpets, Rugs, and Furnishings   | 354,842 |
| 2153 | Al-Ikhtilaf Company for Furniture and Salon Manufacturing  | 354,782 |
| 2154 | Al-Jaraba Company for Importing Cleaning and Decorative Materials  | 352,921 |
| 2155 | Al-Munir Company for Clothing Manufacturing  | 352,900 |
| 2156 | Wahat Al-Asima Company for Importing Foodstuffs  | 352,340 |
| 2157 | Al-Huda Company for Plastic Bags Manufacturing (Limited Liability)   | 352,104 |
| 2158 | Granada Al-Jadeeda Company for Aluminum and PVC Manufacturing  | 352,023 |
| 2159 | Lamsa Company for Food Industries  | 352,000 |
| 2160 | Bin Suleiman Company for Importing Carpets and Furnishings   | 349,062 |
| 2161 | Qalb Al-Muheet Company for Importing Foodstuffs, Fruits, Livestock, and Meat   | 347,314 |
| 2162 | Qetaf Al-Masiya Company for Iron Industries  | 346,298 |
| 2163 | Al-Sahn Al-Fiddi Al-Dhahabiya Company for Importing Foodstuffs, Livestock, and Meat  | 345,621 |
| 2164 | Al-Zad Al-Sharqi Company for Importing Agricultural Machinery, Supplies, and Spare Parts                                     | 345,582 |
| 2165 | Al-Nassaj Company for Importing Clothing, Textiles, and Leather Goods  | 345,500 |
| 2166 | Shuruq Misrata Company for Manufacturing Metal Structures and Mobile Homes   | 345,223 |
| 2167 | Hosh Al-Aila Company for Importing Electrical and Non-Electrical Appliances and Materials and Parts                          | 345,030 |
| 2168 | Al-Bayt Al-Ma'mour Company for Importing Electrical and Non-Electrical Appliances, Materials, Spare Parts, and Accessories   | 345,000 |
| 2169 | Al-Crystal Company for Manufacturing and Assembling Electrical and Electronic Materials                                      | 344,132 |
| 2170 | Al-Turuq Company Construction for General Contracting and Real Estate Investment   | 343,360 |
| 2171 | Rice Al-Khams Company for Fish Processing, Packaging, and Filling (a subsidiary of the Libyan Group Company)                 | 343,315 |
| 2172 | Techno Labda Factory for Aluminum, PVC, and Suspended Ceilings   | 341,422 |
| 2173 | Libyan Food Company for Importing Foodstuffs, Livestock, and Meat  | 341,040 |
| 2174 | Al-Alamiyah Insurance Company  | 340,560 |
| 2175 | Sumatra Company for Importing Cleaning Materials, Cosmetics, Perfumes, and Fragrances  | 340,397 |
| 2176 | Al-Yaqout Al-Azraq Company for Importing Building Materials and Sanitary Ware  | 339,457 |
| 2177 | Al-Tiryaq Pharmaceutical Company for Importing Medical Equipment, Medicines, Medical Supplies, and Mother and Child Products | 339,197 |
| 2178 | Prestige Company for Importing Building Materials and Sanitary Ware  | 339,097 |

|      |   |         |
|------|---|---------|
| 2179 | Watan Al-Majd Company for Importing Mother and Child Supplies and Medical Products                            | 339,040 |
| 2180 | Al-Qimmah Al-Lami'ah Company for Importing Building Materials, Sanitary Ware, and Accessories                 | 337,950 |
| 2181 | Al-Hadaf Group for Manufacturing and Packaging Building Materials (a subsidiary of Al-Tadhamun Holding Group) | 337,500 |
| 2182 | North Libya Company for Importing Oil Equipment   | 336,331 |
| 2183 | Disan International Company for Importing Foodstuffs, Livestock, and Meat                                     | 335,760 |
| 2184 | Al-Sahm Al-Mudhi' Company for Electrical and Electronic Industries and Accessories                            | 335,540 |
| 2185 | Al-Ta'awun Al-Da'im Factory for Manufacturing Car Refrigerators   | 334,708 |
| 2186 | Al-Walid Company for Importing Foodstuffs, Livestock, and Meat  | 333,070 |
| 2187 | Jabal Nafusa Company for Importing Raw Materials  | 331,933 |
| 2188 | Al-Tadawul Company For Financial and Electronic Brokerage   | 331,251 |
| 2189 | Al-Khalil Grand Company for Milling Grains, Coffee, Legumes, and Nuts   | 330,873 |
| 2190 | Rakan Al-Khair Company for Importing Foodstuffs, Livestock, and Meat  | 330,862 |
| 2191 | Al-Nibras Company for Importing Agricultural Machinery, Supplies, and Spare Parts                             | 330,474 |
| 2192 | Nawa Al-Nakhlah Company for Importing Foodstuffs, Livestock, Meat, and Dairy Products                         | 329,020 |
| 2193 | Al-Jadeeda Company for Importing Foodstuffs   | 329,014 |
| 2194 | Al-Mutawakkil Company for Plastic Manufacturing   | 328,900 |
| 2195 | Al-Jarf Company for Plastic Industries and Bags of All Types and Sizes  | 328,440 |
| 2196 | Al-Aman International Group Company for Importing Medicines and Medical Equipment                             | 326,125 |
| 2197 | Al-Raed Al-Hadith Company for Importing Transportation Vehicles and Accessories                               | 325,248 |
| 2198 | Sanabel Al-Andalus Company for Importing Foodstuffs   | 325,006 |
| 2199 | Al-Tazweed Foodstuff Company for Importing Foodstuffs, Livestock, and Meat LLC                                | 324,000 |
| 2200 | Nujoum Al-Fajr Company for Importing Electrical Appliances and Materials                                      | 323,017 |
| 2201 | Adwaa Bab Al-Madina Company for Importing Electrical and Non-Electrical Appliances and Spare Parts            | 321,843 |
| 2202 | Jawaher Company for Importing Building Materials, Ceramics, and Sanitary Ware                                 | 321,082 |
| 2203 | Al-Raed Company for Importing Transportation Vehicles and Accessories, affiliated with Badr Holding Group     | 321,081 |
| 2204 | Itran Company for Importing Cars and Spare Parts  | 320,614 |
| 2205 | Al-Burj Al-Azraq Company For the import of transportation equipment and accessories:                          | 319,048 |
| 2206 | New Sahara Iron Industries Company  | 316,943 |
| 2207 | Golden Hooves Company for the import of agricultural machinery and spare parts                                | 316,881 |
| 2208 | Asayel Company for the import of furniture and accessories  | 316,393 |
| 2209 | Maden Company for the import of electrical and household appliances   | 315,247 |
| 2210 | Alhya Alkadrah Company for the import of foodstuffs, livestock, and meat                                      | 315,000 |
| 2211 | Al-Awasel Contracting and Real Estate Investment Company  | 313,853 |
| 2212 | Taamir Buildings Company for the import of building materials, sanitary ware, and accessories                 | 313,848 |
| 2213 | Al-Tasaheel Company for the import of toys and stationery   | 313,100 |
| 2214 | Al-Mawasem Company for the import of mother and child supplies  | 311,543 |
| 2215 | Ayadi Al-Rawad Company for the filling and packaging of detergents  | 311,000 |



|      |   |         |
|------|---|---------|
| 2216 | Al-Hanaa Al-Daem Company for the import of foodstuffs, livestock, and meat  | 310,770 |
| 2217 | Al-Shati' Company for Information Systems   | 310,741 |
| 2218 | Al-Tanmiya Company for the import of building materials, sanitary ware, and accessories                                     | 310,644 |
| 2219 | Shajarat Al-Decor Company for the import of building materials, sanitary ware, and accessories                              | 310,548 |
| 2220 | Tatweer Company for the import of agricultural machinery, supplies, and spare parts   | 309,246 |
| 2221 | Anwar Misrata Company for Importing Foodstuffs, Meat, and Livestock   | 308,100 |
| 2222 | Sama Al-Andalus Company for Importing Perfumes and Cosmetics  | 307,742 |
| 2223 | Mart Company for Importing Electrical and Non-Electrical Appliances   | 305,198 |
| 2224 | Al-Sharq Al-Jayed Company for Importing Electrical and Non-Electrical Appliances and Materials                              | 304,217 |
| 2225 | Al-Tatweer Company for Importing Workshop and Factory Equipment   | 303,936 |
| 2226 | Al-Shahed Al-Mumayaz Company for Importing Foodstuffs   | 302,000 |
| 2227 | Al-Safrani Group Company for the Manufacture of Doors and Home Furniture  | 301,705 |
| 2228 | Al-Akhyar Company for Importing Foodstuffs  | 301,425 |
| 2229 | Al-Ittijahat Company for Mills and Animal Feed  | 301,298 |
| 2230 | Barqa Company for Importing Agricultural Supplies   | 300,671 |
| 2231 | Africa Group Company for Importing Cars, Spare Parts, and Accessories   | 300,092 |
| 2232 | Al-Kashar Company for Importing Clothes, Shoes, and Bags  | 300,000 |
| 2233 | Naseem Al-Rayhan Company for Importing Electronic and Electrical Devices  | 299,934 |
| 2234 | Al-Fawakeh Al-Alamiyah Company for Importing Foodstuffs   | 299,880 |
| 2235 | Qimmat Al-Hadaf Company for Communications and Information Technology   | 299,700 |
| 2236 | Aslanta Company for Importing Electronic Devices  | 299,695 |
| 2237 | Al-Buraq Al-Awwal Company for Importing Generators, Electrical and Non-Electrical Appliances and Materials, and Spare Parts | 299,489 |
| 2238 | Al-Maysan Al-Alamiyah Company for Importing Electronic and Electrical Devices   | 299,400 |
| 2239 | Al-Nada Company for Dairy Production and its Derivatives  | 298,801 |
| 2240 | Mubdi'oun Al-Taqniah Company for Technology Information   | 298,400 |
| 2241 | Ninth Dimension Information and Communications Technology Company   | 298,246 |
| 2242 | Bayt Al Rahma Company for Importing Building Materials  | 298,000 |
| 2243 | Al Sunbula United First Company for Importing Foodstuffs  | 297,500 |
| 2244 | Al-Doha Factory Benghazi for Aluminum Manufacturing   | 297,104 |
| 2245 | Al Basatin Company for Tomato Paste and Food Industries   | 296,550 |
| 2246 | Al Madi Company for Importing Household and Electrical Appliances   | 295,825 |
| 2247 | Tibesti International Company for Importing Electrical and Electronic Devices and Spare Parts                               | 295,573 |
| 2248 | Latafa Company for Importing Foodstuffs, Livestock, and Meat  | 295,530 |
| 2249 | Boulhia Company for Importing Stationery and Tools  | 294,988 |
| 2250 | Al Obour Al Taqni Company for Importing Electrical, Non-Electrical, and Electronic Devices and Accessories                  | 294,950 |
| 2251 | Al Najm Al Mithali Company for Importing Clothing, Textiles, and Leather Goods  | 294,889 |
| 2252 | Al Najma Al Areeqa Company for Importing Raw Materials  | 294,580 |
| 2253 | Sahara Libya Company for Importing Cars and Spare Parts   | 294,261 |

|      |  |         |
|------|--|---------|
| 2254 | Jabal Al Safwa Company for Importing Building Materials, Sanitary Ware, and Accessories  | 294,003 |
| 2255 | Al Ghosn Al Lin Company for Importing Agricultural Machinery, Supplies, and Spare Parts  | 293,938 |
| 2256 | Al Rayyan Al Fakher Company for Importing Foodstuffs   | 293,930 |
| 2257 | Al Waha Company for Importing Medicines, Medical Equipment, and Products   | 293,518 |
| 2258 | Dana Al Ibdaa Company for Importing Mother and Child Supplies  | 293,250 |
| 2259 | Tamam Company for Importing Clothing Textiles and Leather Goods Limited Liability Company                                      | 293,068 |
| 2260 | World of Stationery Company for Importing Books and Stationery   | 293,020 |
| 2261 | Azdu Company for Importing Medical Equipment, Medicines, Medical Supplies, and Mother and Child Products                       | 292,992 |
| 2262 | Mashariq Libya First Company for Importing Electrical and Non-Electrical Appliances  | 292,441 |
| 2263 | Al-Hayat Al-Tabi Company for Importing Medicines, Medical Supplies, and Mother and Child Products                              | 292,400 |
| 2264 | Arabian Gulf Company for Importing Computers and Accessories   | 290,650 |
| 2265 | Sabah Al-Hana Company for Importing Foodstuffs, Livestock, and Meat  | 290,508 |
| 2266 | Noor Libya Al-Hurra Company for Importing Books and Stationery   | 289,800 |
| 2267 | Noor Libya Al-Hurra Company for Importing Books and Stationery   | 289,800 |
| 2268 | Asila Al-Fidiya Company for Importing Building Materials, Sanitary Ware, and Accessories                                       | 289,710 |
| 2269 | Al-Buraq Al-Jadeed Company for Importing Foodstuffs and Fresh Fruits   | 289,340 |
| 2270 | Al-Jadwa International Company for Importing Clothing, Textiles, and Leather Goods   | 288,329 |
| 2271 | Abeer Al-Watan Company for Building Materials Manufacturing  | 288,250 |
| 2272 | Al-Jadeed Libyan International Company for Importing Foodstuffs  | 287,688 |
| 2273 | Al-Majd Company for Manufacturing and Packaging Foodstuffs   | 287,650 |
| 2274 | Al-Khallan Company for Importing Books and Stationery  | 287,520 |
| 2275 | Rakza Company for Importing Electrical and Non-Electrical Appliances and Materials   | 286,525 |
| 2276 | Al-Haris International Company for Importing Carpets and Furnishings   | 286,162 |
| 2277 | Al-Mu'tamad Al-Thani Company For the import of electrical and household goods:   | 285,299 |
| 2278 | Al-Najah International Company for the import of electronic devices, mobile phones, spare parts, and accessories               | 285,000 |
| 2279 | Al-Qalaa Al-Hasina Company for the import of building materials, sanitary ware, and accessories                                | 283,910 |
| 2280 | Al-Fayhaa International Company for the import of medicines, medical equipment, pharmaceuticals, and mother and child supplies | 282,000 |
| 2281 | Al-Qalaa Plastic Factory   | 281,750 |
| 2282 | Al-Imtiaz International Company for Plastic and Paper Industries   | 281,260 |
| 2283 | Al-Jarf Company for the import of foodstuffs   | 280,980 |
| 2284 | Al-Nahda Al-Mutamayyiza Company for the import of medicines, medical supplies, and mother and child supplies                   | 280,844 |
| 2285 | Asia Company for the import of medicines, medical supplies, and baby food (Joint Stock Company)                                | 279,603 |
| 2286 | Al-Basha Engineering Company for the import and maintenance of spare parts for heavy machinery                                 | 278,916 |
| 2287 | Danube Company for the import of medicines, medical supplies, and mother and child supplies                                    | 278,500 |
| 2288 | Aris Pharmaceutical Company for the import of medicines and medical equipment  | 278,112 |

|      |  |         |
|------|--|---------|
| 2289 | Royal United Company for the import of electrical and non-electrical materials and spare parts     | 277,977 |
| 2290 | Al-Miza International Company for Food Imports   | 277,400 |
| 2291 | Bayt Al-Dawaa Company for the import of medicines and medical equipment                            | 277,286 |
| 2292 | Al-Fawares Al-Jadeeda Company for the import of foodstuffs   | 276,656 |
| 2293 | Qutouf Company for the import of building materials and sanitary ware                              | 276,577 |
| 2294 | Al-Kawakib Al-Haditha Company for the import of foodstuffs, livestock, and meat                    | 276,000 |
| 2295 | Jam Company for the manufacture of food dishes All types of companies                              | 275,798 |
| 2296 | Cactus Electronic Financial Services   | 275,000 |
| 2297 | Al-Qabas International Company for Importing Electrical Appliances, Materials, Wires, and Switches | 274,994 |
| 2298 | Al-Fayrouz Company for Importing Foodstuffs  | 274,950 |
| 2299 | Alosul Alibyaa Company for Importing Agricultural Supplies, Equipment, Fertilizers, and Pesticides | 274,733 |
| 2300 | Al-Hawdaj Al-Aali Company for Importing Medical Supplies and Mother and Child Products             | 274,001 |
| 2301 | Pure Smile Company for Importing Medical Equipment   | 272,845 |
| 2302 | Ain Plus Company for Plastic Industries  | 272,690 |
| 2303 | Ewan Al-Mustaqbal Company for Agricultural and Livestock Investments                               | 272,500 |
| 2304 | Talin Company for PVC, Aluminum, Stainless Steel, and Glass Manufacturing (Limited Liability)      | 272,255 |
| 2305 | Ishada International Company for Importing Sports and Recreational Equipment                       | 271,223 |
| 2306 | Al-Zahraa Company for Importing Foodstuffs   | 270,682 |
| 2307 | Al-Majd Company for Industrial Waste Collection and Recycling                                      | 270,282 |
| 2308 | Ghazala Al-Khair Company for Importing Foodstuffs  | 270,157 |
| 2309 | Al-Ataa Al-Raqi Company for Importing Clothing, Textiles, and Protective Gear                      | 270,000 |
| 2310 | Raghwa Company for Importing Livestock and Meat of All Kinds                                       | 270,000 |
| 2311 | Usoul Company for Manufacturing Detergents and Cleaning Materials                                  | 269,908 |
| 2312 | Al-Fath Company for Importing Agricultural Supplies  | 269,540 |
| 2313 | Naeem Biladi Company for Importing Foodstuffs  | 269,314 |
| 2314 | Gulf Group Company for Building Materials Manufacturing and Clinker Grinding                       | 269,055 |
| 2315 | Zahrat Al-Bayt Company for Importing Furniture   | 268,448 |
| 2316 | Al-Shaqiqa Company for Importing Agricultural Machinery, Supplies, and Spare Parts                 | 268,278 |
| 2317 | Al-Fanniya Company for Importing Medical Equipment   | 268,250 |
| 2318 | Babel Antique Company for Importing Building Products and Accessories                              | 268,246 |
| 2319 | Al-Waha Al-Ghannaa Company for Importing Foodstuffs  | 267,410 |
| 2320 | Al-Rukab Company for Importing Transportation Equipment and Accessories                            | 267,293 |
| 2321 | Al-Sarh Al-Tibbi Company for Importing Medical Equipment and Supplies                              | 267,068 |
| 2322 | Company For the rapid strike industry  | 265,993 |
| 2323 | Elm Company for Importing Transportation and Accessories   | 264,327 |
| 2324 | Al-Enmaa Agricultural Company for Importing Main Vehicles, Agricultural Supplies, and Spare Parts  | 263,731 |
| 2325 | Burgan Modern Company for Importing Transportation and Accessories                                 | 263,202 |
| 2326 | Misk Al-Ghaba Company for Importing Foodstuffs and Livestock                                       | 263,078 |
| 2327 | Al-Nawras International Group for Importing Foodstuffs, Livestock, and Meat (Limited Liability)    | 262,777 |

|      |   |         |
|------|---|---------|
| 2328 | Al-Risala Company for Importing Medical Supplies  | 262,237 |
| 2329 | Al-Burqan Company for Importing Electrical and Non-Electrical Decorations                                     | 261,800 |
| 2330 | Mathla Group Company for Importing Decorations, Perfumes, and Hardware  | 261,167 |
| 2331 | Elixir Al-Sahah Company for Importing Medical Supplies  | 260,471 |
| 2332 | Al-Tawfiq Group Company for Investment and Tourism Services   | 259,804 |
| 2333 | Crystal International Company for Importing Cleaning Materials, Decorations, and Decor                        | 259,133 |
| 2334 | Giga Communications and Technology Company (Limited Liability)  | 259,089 |
| 2335 | My Perfume Company for Importing Decorations and Cleaning Materials   | 255,002 |
| 2336 | The Next Generation Company for Importing Electrical and Non-Electrical Appliances and Electronic Spare Parts | 254,880 |
| 2337 | Al-Qamar Company for Importing Agricultural Supplies and Spare Parts  | 254,083 |
| 2338 | Lamassat Al-Mustaqbal Company for Advertising and Publicity   | 253,860 |
| 2339 | Majmoua Company for Importing Electrical Appliances and Equipment   | 253,142 |
| 2340 | Al-Labib International Company for Importing Foodstuffs, Livestock, and Meat                                  | 252,320 |
| 2341 | Talin Company for Importing Medical Equipment, Medicines, and Medical Supplies And supplies                   | 252,079 |
| 2342 | The distinguished and reliable company for importing foodstuffs, livestock, and meat                          | 251,999 |
| 2343 | Sidra Al-Muntaha Company for importing foodstuffs, livestock, and meat  | 251,712 |
| 2344 | African Edition   | 251,453 |
| 2345 | Al-Nukhba Al-Mudhi'a Company for importing engineering products, sanitary materials, and their accessories    | 251,304 |
| 2346 | Dar Al-Mansougat Company for importing fabrics, textiles, curtains, and carpets                               | 251,000 |
| 2347 | Al-Aryaf Al-Libya Company for importing cars, spare parts, and accessories                                    | 250,550 |
| 2348 | Ozone Al-Jadeeda Company for Communications and Technology  | 249,943 |
| 2349 | Al-Binayat Al-Raqiya Company for General Contracting  | 248,936 |
| 2350 | Al-Namariq Company for importing furniture  | 247,550 |
| 2351 | Al-Abrar Al-Haditha Company for importing means of transportation and their accessories                       | 247,219 |
| 2352 | Al-Ibdaa Al-Afdal Company for importing foodstuffs, livestock, and meat                                       | 247,082 |
| 2353 | Rajab Ibrahim Al-Hajj Ahmed Factory for Clothing Manufacturing  | 246,484 |
| 2354 | Al-Bairaq International Company for manufacturing concrete mixes  | 245,750 |
| 2355 | Al-Safwa Al-Shahira Company for Plastic Industries  | 245,065 |
| 2356 | Al-Hilal Company for Food Industries  | 245,000 |
| 2357 | Al-Bayt Al-Fawwah Company for importing cleaning materials  | 244,340 |
| 2358 | Al-Qamar Noor Company for importing foodstuffs  | 244,000 |
| 2359 | Mahab Company for Food Industries   | 243,800 |
| 2360 | Al-Kanz Medical Company for importing medical supplies  | 243,722 |
| 2361 | Mezzanine Al-Khair Al-Jadeeda Company for manufacturing and packaging foodstuffs                              | 242,713 |
| 2362 | Al-Sada Company for Oil Services  | 242,275 |
| 2363 | Al-Sharq Al-Sham Company for importing chemical equipment Electrical and spare parts                          | 241,939 |
| 2364 | Kenzak Libya Company for Importing Building Products and Accessories  | 241,619 |

|      |  |         |
|------|--|---------|
| 2365 | Royal Company for Furniture, Kitchens, Carpentry, and Decoration   | 241,528 |
| 2366 | Al Alam Al Mutajaddid International Company for Importing Foodstuffs, Livestock, and Meat                            | 241,240 |
| 2367 | Ajyad Company for Importing Building Products  | 241,177 |
| 2368 | Al Riyada Al Haditha Al Kubra Company for Importing Cars   | 241,157 |
| 2369 | Al Diyar Al Raqia Company for Importing Door and Window Supplies and Carpentry Accessories                           | 240,775 |
| 2370 | Tasneem Al Taam Company for Importing Foodstuffs LLC   | 240,538 |
| 2371 | Emaar Company for Aluminum Works and Complementary Works   | 240,000 |
| 2372 | Abwab Al Mustaqbal Company for Importing Building Materials  | 239,000 |
| 2373 | Thassis Company for Marble and Granite Manufacturing   | 238,671 |
| 2374 | Al Haditha Company for Importing Agricultural Machinery, Supplies, and Spare Parts                                   | 238,546 |
| 2375 | Rawae Al Khayal Company for Importing Foodstuffs   | 236,918 |
| 2376 | Al Ata'a Company for Importing Electrical and Power Equipment and Hydraulic Spare Parts                              | 236,500 |
| 2377 | Al Ru'ya Al Raqmiya Company for Importing Foodstuffs, Livestock, and Meat  | 236,250 |
| 2378 | Al Masiya Al Jadeeda Company for Importing Foodstuffs, Meat, and Livestock   | 235,749 |
| 2379 | Al Mansoura Company for Importing Furniture  | 235,740 |
| 2380 | Al Inmaa Al Haditha Company for Manufacturing Glass, Aluminum, and PVC   | 235,675 |
| 2381 | Al Jazeera Company for Importing Foodstuffs, Livestock, and Meat   | 234,040 |
| 2382 | Al Mumtazah Company for Importing Equipment And Equipment  | 233,213 |
| 2383 | Al-Majdoub Factory for the Manufacture of Car Exhaust Parts  | 233,140 |
| 2384 | Crystal Lights Company for the Import of Electrical and Non-Electrical Equipment and Spare Parts                     | 232,845 |
| 2385 | Al-Hayat Al-Afdal Company for the Import of Cleaning Materials   | 232,348 |
| 2386 | Taj Al-Shifa International Company for the Import of Medicines, Medical Supplies, and Mother and Child Products      | 232,300 |
| 2387 | Khairat Al-Ard Company for the Import of Foodstuffs, Livestock, and Meat   | 231,714 |
| 2388 | Al-Rashed Company for Plastic Industries   | 230,695 |
| 2389 | Al-Khalifa Company for Car Spare Parts Import  | 230,535 |
| 2390 | Maali Libya Company for the Import of Shoes and Leather Goods  | 230,145 |
| 2391 | Aden Company for Metal Industries  | 229,920 |
| 2392 | Al-Afdal Al-Dhahabiya Al-Haditha Company for the Import of Health Products   | 229,277 |
| 2393 | Al-Raqi Company for the Import of Medical Equipment  | 228,890 |
| 2394 | Ronsi Company for the Import of Personal Care Products   | 228,515 |
| 2395 | Al-Massa Al-Dhahabiya Company for Importing Medicines, Medical Equipment and Supplies, and Mother and Child Products | 228,508 |
| 2396 | Mawarith Company for Importing Foodstuffs  | 228,084 |
| 2397 | Al-Ikhtiyar Al-Jamil Company for Importing Decorations and Haberdashery  | 227,682 |
| 2398 | Sallat Al-Ghada Company for Importing Foodstuffs   | 226,964 |
| 2399 | Alfa Company for Chemical Industries   | 225,750 |
| 2400 | Al-Watad Al-Muttahida Company for General Contracting and Real Estate Investment                                     | 225,706 |
| 2401 | Tripoli Shadows Company for Importing Foodstuffs LLC   | 225,180 |

|      |  |         |
|------|--|---------|
| 2402 | Al-Adhwaa Company for Importing Building Materials, Sanitary Ware, and Accessories                                     | 223,740 |
| 2403 | Al-Mustaqbal Al-Zahir Company for Importing Medical Equipment, Pharmaceuticals, and Mother and Child Supplies          | 222,176 |
| 2404 | Anas Company for Importing Transportation Equipment and Accessories  | 221,180 |
| 2405 | Al-Rafie International Company for Wood Industries   | 220,419 |
| 2406 | Saydal Medical Company for Importing Medicines and Equipment   | 220,170 |
| 2407 | Nujoum Al-Mustaqbal Company for Importing Clothing, Textiles, and Leather Goods  | 219,342 |
| 2408 | Al-Iqmatiyat Company for Importing Electrical and Non-Electrical Appliances, Spare Parts, and Electronic Devices       | 218,900 |
| 2409 | Al-Safqa Al-Adila Company for Importing Tires, Batteries, and Accessories  | 218,888 |
| 2410 | Samaa Al-Mutawassit Company for Manufacturing and Bottling Water, Soft Drinks, and Juices                              | 217,614 |
| 2411 | Al-Taqaddum Factory for the Production of Gravel and Building Materials  | 217,490 |
| 2412 | Yanour Company for the Manufacturing of Sweets and Refreshments  | 217,445 |
| 2413 | Delta United First Company for Importing Medicines, Pharmaceuticals, and Mother and Child Supplies                     | 216,475 |
| 2414 | Safi Al-Mutajaddida Company for Importing Mother and Child Supplies  | 216,450 |
| 2415 | Atlas Company for Importing Agricultural Machinery, Supplies, and Feed of All Types and Additives                      | 216,080 |
| 2416 | Fakhamat Al-Tasmeem Company for the Manufacturing of Furniture and Kitchens  | 215,040 |
| 2417 | Al-Mina Company for Importing Medical Equipment  | 214,600 |
| 2418 | Al-Aseel Factory for the Manufacturing of Doors and Windows Aluminum and PVC   | 213,812 |
| 2419 | Itqan Libya Furniture Manufacturing Company  | 213,209 |
| 2420 | Oryx International Company for Importing Electrical and Non-Electrical Appliances, Spare Parts, and Electronic Devices | 213,060 |
| 2421 | Al-Afaq Company for Importing Building Materials, Sanitary Ware, and Accessories                                       | 212,700 |
| 2422 | Awafi Al-Khair Company for Importing Medical Equipment, Medicines, Medical Supplies, and Mother and Child Products     | 212,440 |
| 2423 | Qasr Al-Fan Company for Importing Furniture  | 212,000 |
| 2424 | Al-Alamiyah Al-Kubra Al-Haditha Company for Importing Medicines and Medical Equipment                                  | 211,531 |
| 2425 | Al-Nahda Company for Importing Building Materials, Sanitary Ware, and Accessories                                      | 211,415 |
| 2426 | North Africa Motors Company for Importing Spare Parts, Tires, and Batteries  | 210,700 |
| 2427 | Aghsan Company for Importing Building Materials, Sanitary Ware, and Accessories  | 210,000 |
| 2428 | Al-Hanish Company for Importing Cars and Spare Parts   | 207,840 |
| 2429 | Al-Matanah Al-Haditha Company for Importing Transportation Equipment and Accessories                                   | 207,600 |
| 2430 | Al-Quwa Al-Zarqa Company for Importing Welding Supplies and Workshop Equipment   | 207,449 |
| 2431 | Al-Hafizah Al-Dhahabiyyah Company for Importing Foodstuffs   | 207,085 |
| 2432 | Al-Watan Company for Importing Decorative Items, Hardware, and Cleaning Materials                                      | 206,700 |
| 2433 | Al-Hilal Al-Hadith Company for Importing Building Materials  | 206,250 |
| 2434 | Al-Tanmiyah Al-Haditha Company for Importing Agricultural Machinery, Supplies, and Spare Parts                         | 206,016 |
| 2435 | Al-Taawun Al-Da'im International Company for Importing Clothing, Textiles, and Leather Goods                           | 206,000 |
| 2436 | Nasaim Beauty Company for Importing Cosmetics Body Care  | 205,840 |

|      |   |         |
|------|---|---------|
| 2437 | Matali' Al-Anwar Company for Importing Foodstuffs   | 205,438 |
| 2438 | Tabakt Company for Importing Electrical and Household Appliances  | 205,094 |
| 2439 | Darat Company for Importing Foodstuffs, Livestock, and Meat   | 205,000 |
| 2440 | Al-Fusul Al-Zahia Company for Importing Foodstuffs Limited  | 204,746 |
| 2441 | Al-Qutouf Al-Khadra Company for Importing Agricultural Machinery and Supplies                                     | 204,562 |
| 2442 | Al-Shuraka' Company for Importing Workshop Equipment, Machinery, and Industrial Supplies                          | 204,405 |
| 2443 | Lathrone Company for Manufacturing Cosmetics and Household Chemicals  | 204,100 |
| 2444 | Al-Amal Al-Mutaliq Company for Manufacturing PVC and Aluminum Doors and Windows                                   | 204,029 |
| 2445 | Al-Liqaya Al-Ra'idah Company for Importing Foodstuffs, Livestock, and Meat  | 203,730 |
| 2446 | Marmar Libya Al-Oula Company for Importing Building Materials, Sanitary Ware, and Accessories                     | 203,342 |
| 2447 | Masdar Al-Sahel Company for Importing Foodstuffs, Livestock, and Meat   | 202,500 |
| 2448 | Rakaiz Al-Alamiyah Company for Importing Clothing, Textiles, and Leather Goods                                    | 202,322 |
| 2449 | Dar Al-Arqam Company for Printing, Publishing, and Distribution   | 201,540 |
| 2450 | Al-Aseel Al-Mutamayez Company for Importing Electrical Appliances and Materials                                   | 201,465 |
| 2451 | Al-Shuruq Al-Ra'idah Company for Importing Foodstuffs, Livestock, and Meat  | 201,204 |
| 2452 | Al-Majd Al-Areeq Company for Importing Household Appliances   | 200,740 |
| 2453 | Al-Rimal Al-Libya Company for Importing Transportation Equipment and Accessories                                  | 200,570 |
| 2454 | Al-Tumour Al-Wataniyah Company for Importing Foodstuffs Livestock and Meat  | 200,542 |
| 2455 | Samaa Al-Gharb Company for Importing Building Materials   | 200,500 |
| 2456 | Al-Fanous National Company for Importing Household and Electrical Appliances                                      | 200,155 |
| 2457 | Al-Nassajoun Al-Libyoun Company for Carpet and Rug Manufacturing  | 200,150 |
| 2458 | Taj Libya Company for Importing Medicines and Medical Equipment   | 199,438 |
| 2459 | Al-Amani International Company for Importing Cleaning Materials, Decorations, Hardware, and Perfumes              | 198,654 |
| 2460 | Al-Sharara Company for Importing Building and Sanitary Materials  | 198,462 |
| 2461 | Al-Nafahat Company for Importing Foodstuffs   | 198,310 |
| 2462 | Anwar Al-Bilad Al-Khaira Company for Importing Clothing, Textiles, and Leather Goods                              | 198,039 |
| 2463 | Al-Shihab Al-Lami' Company for Importing Medical Equipment, Medical Supplies, and Mother and Child Products       | 197,631 |
| 2464 | Al-Ania Grill Company for Establishing, Opening, and Operating Restaurants and Cafes                              | 197,440 |
| 2465 | Al-Jadara Al-Alamiya Company for Importing Textiles and Carpets   | 197,325 |
| 2466 | Al-Khair Company for Importing Furniture and Electronic Devices   | 196,900 |
| 2467 | Zain Al-Jawahir Company for Importing Foodstuffs  | 196,265 |
| 2468 | Al-Waha Al-Mithaliya Company for Importing Transportation Equipment and Accessories                               | 195,734 |
| 2469 | Al-Delta International Company for Importing Household and Electrical Appliances                                  | 195,043 |
| 2470 | Al-Asala Al-Da'ima Company for Marble and Granite Manufacturing   | 195,000 |
| 2471 | Doba Clothing Import Company  | 195,000 |
| 2472 | Fresh Company for Importing Foodstuffs, Livestock, and Meat   | 195,000 |
| 2473 | Al-Barina Company for Importing Medicines, Equipment, Supplies, Laboratories, Medical Products, and Baby Supplies | 194,110 |

|      |   |         |
|------|---|---------|
| 2474 | Al-Midan Company for Importing Foodstuffs and Fresh Fruits  | 194,096 |
| 2475 | Al-Masdar Al-Hadith Company for Importing Stationery and Office Supplies                                  | 193,116 |
| 2476 | Jabal Akakus Furniture Manufacturing Company  | 192,604 |
| 2477 | Bab Al-Salam Company for Importing Medicines, Equipment, Medical Supplies, and Mother and Child Supplies  | 192,159 |
| 2478 | Triesta Food Industries Company   | 191,819 |
| 2479 | Rabee Al-Mustaqbal Company for Importing Building Materials, Sanitary Ware, and Accessories               | 191,800 |
| 2480 | Al-Muthallath Company for PVC and Aluminum Manufacturing  | 191,195 |
| 2481 | Asia Al-Mustaqbal Company for Importing Building Materials and Sanitary Ware                              | 191,092 |
| 2482 | Biladna Food Industries Company   | 190,000 |
| 2483 | Khalla Janzour Al-Mutamayyiza Company for Importing Building Materials and Sanitary Ware                  | 189,121 |
| 2484 | Al-Siyah Al-Mutamayyiza Company for Importing Foodstuffs and Livestock                                    | 188,250 |
| 2485 | Al-Hulul Al-Da'ima Company for Importing Agricultural Supplies and Equipment                              | 187,652 |
| 2486 | Al-Hana' Al-Haditha Company for Importing Furniture   | 186,000 |
| 2487 | Alamat Al-Sharq Company for Importing Foodstuffs, Livestock, and Meat                                     | 185,738 |
| 2488 | Arkan Al-Madina Company for Importing Furniture   | 185,580 |
| 2489 | Al-Qusour Al-Zira'ya Company for Importing Agricultural Supplies and Spare Parts                          | 184,756 |
| 2490 | Barniq International Company for Manufacturing and Forming Aluminum, PVC, Doors, and Windows              | 184,031 |
| 2491 | Al Janah Al Lamea Company for Importing Cleaning Materials, Decorations, and Hardware                     | 183,892 |
| 2492 | Al Wafir Company for Food Industries  | 183,600 |
| 2493 | Al Mukhtar Insurance Company  | 181,650 |
| 2494 | Dar Al Joud Company for Importing Generators, Spare Parts, Electrical Materials, and Electronic Devices   | 180,777 |
| 2495 | Amal Al Mustaqbal Company for Oil Services  | 180,500 |
| 2496 | Dar Al Khalil Company for Medical Services  | 180,389 |
| 2497 | Al Badeel Al Akhar International Company for Importing Building Materials, Sanitary Ware, and Accessories | 180,234 |
| 2498 | Al Mutahida Company for Importing Toys and Sports Equipment   | 179,686 |
| 2499 | Al Tadamun Al Arabi Company for Food Industries   | 179,480 |
| 2500 | Al Mukhtar Company for Sweets and Food Industries   | 179,447 |
| 2501 | Rata Company for Chemical Industries and Packaging Materials  | 177,930 |
| 2502 | Al Saif Al Muhand Company for Importing Foodstuffs, Livestock, and Meat                                   | 177,909 |
| 2503 | Nawara Al Sharq Company for Importing Foodstuffs  | 177,300 |
| 2504 | Al Amwaj Al Haditha Company for Importing Building Materials, Sanitary Ware, and Accessories              | 177,045 |
| 2505 | Al Majd Al Thahabiya Company for Importing Transportation Equipment and Accessories                       | 176,743 |
| 2506 | Emaar Company for Iron Industries and Corrugated Sheet Metal  | 176,350 |
| 2507 | Alwan Al Mutawassit Company for Importing Building Materials, Sanitary Ware, and Accessories              | 176,098 |
| 2508 | Al Ghosn Al Fiddi Company for Importing Foodstuffs  | 175,850 |
| 2509 | Al Alwan Al Sabaa Company for Furniture Manufacturing   | 175,000 |
| 2510 | Abar Al Alam Company for Iron, Wood, and Furniture Industries   | 174,899 |
| 2511 | Al Qalaa Al Thahabiya Company for Importing Cars and spare parts  | 174,887 |



|      |  |         |
|------|--|---------|
| 2512 | Occupational Safety Company for importing occupational safety equipment, road and environmental supplies                             | 174,610 |
| 2513 | Sama Benghazi Company for manufacturing empty boxes, hangars, and prefabricated houses   | 174,085 |
| 2514 | Development Company for manufacturing PVC and aluminum doors and windows   | 174,048 |
| 2515 | Souq Al-Nas Company for importing medicines, medical supplies, and mother and child products   | 173,178 |
| 2516 | Al-Raya Company for importing laboratories and equipment   | 172,994 |
| 2517 | Bawabat Al-Jabal Company for importing foodstuffs, livestock, and meat   | 172,883 |
| 2518 | Al-Ra'i Al-Awwal Company for importing clothes and textiles  | 172,665 |
| 2519 | Al-Manakh Al-Sharqi Company for importing foodstuffs   | 171,465 |
| 2520 | Al-Da'm Al-Muttahid Company for importing various means of transport, cars, trucks, and spare parts                                  | 171,244 |
| 2521 | Sireen Medical Company for importing medical equipment and mother and child supplies   | 170,335 |
| 2522 | Ramadan Fathi Ali Al-Arqat Factory for the manufacture of automated textiles   | 169,650 |
| 2523 | Areeaf Al-Mutawassit Company for the manufacture of trailers   | 169,437 |
| 2524 | Jazirat Al-Alab Company for importing sports and recreational equipment and toys   | 167,750 |
| 2525 | Atyab Al-Zad Company for importing foodstuffs, livestock, and meat   | 167,590 |
| 2526 | Jawhara Qarji Company for importing foodstuffs, livestock, and meat  | 167,132 |
| 2527 | Al-Yusr Al-Afdal Company for importing foodstuffs, livestock, and meat   | 166,600 |
| 2528 | Al-Hadaf Medical Group Company for importing medicines and medical equipment   | 166,027 |
| 2529 | Al-Tatweer Al-Zira'i Company for importing Agricultural Supplies   | 165,650 |
| 2530 | Al-Jouri Group Company for Food Imports  | 163,430 |
| 2531 | Al-Waslat Company for Importing Generators, Electrical and Electronic Devices  | 163,066 |
| 2532 | Al-Tijan Company for Importing Dental Equipment  | 162,587 |
| 2533 | Al-Dar International Company for Entertainment Services Management   | 162,521 |
| 2534 | Al-Hasad Company for Poultry Breeding, Agricultural and Livestock Production   | 162,348 |
| 2535 | Al-Imtiaz Al-Mutajaddeed Company for Importing Carpets, Textiles, Clothing and Fabrics   | 162,249 |
| 2536 | Maamar Libya International Company for General Contracting and Real Estate Investment  | 161,831 |
| 2537 | Nawar Company for Food Industries  | 161,350 |
| 2538 | Zahrat Al-Firdaws Company for Importing Foodstuffs   | 161,100 |
| 2539 | Al-Awal Company for Information Technology   | 160,304 |
| 2540 | Qimmat Al-Thalj Company for Importing Electrical and Non-Electrical Materials  | 160,000 |
| 2541 | Al-Joud Company for Importing Medical Equipment  | 160,000 |
| 2542 | Al-Rahila Al-Oula Company for Importing Foodstuffs, Fresh Fruits, and Meat   | 159,539 |
| 2543 | Al-Marjaa Al-Sahhi Company for Importing Medicines, Medical Supplies, and Mother and Child Products                                  | 159,530 |
| 2544 | Al-Taqni Al-Libi Company for Oil and Engineering Services  | 159,500 |
| 2545 | Al-Kafi Company for Importing Medicines, Medical Equipment, and Mother and Child Products  | 159,348 |
| 2546 | Bayt Al-Nour Industrial Company for Importing Industrial Electrical Equipment and Materials, Electrical and Non-Electrical Materials | 159,344 |
| 2547 | Al-Mutamayez Al-Awwal Company for Importing Medicines, Equipment, and Medical Supplies   | 159,272 |
| 2548 | Anwar Asaria Company for Importing Electrical and Non-Electrical Materials   | 158,475 |

|      |  |         |
|------|--|---------|
| 2549 | Al-Duroob Medical Company for Importing Medical Equipment, Medical Supplies, and Mother and Child Products                 | 158,250 |
| 2550 | Al-Imtiaz Company for Importing Cleaning Materials   | 157,983 |
| 2551 | Anwar Al-Nizak Company for Importing Electrical Equipment, Materials, Wires, and Switches                                  | 156,730 |
| 2552 | Al-Qamar Factory for Manufacturing Cleaning Materials  | 156,572 |
| 2553 | Al-Bahr Al-Hader Company for Importing Foodstuffs, Livestock, and Meat   | 156,000 |
| 2554 | Al-Alam Al-Jadeed Company for Importing Foodstuffs, Livestock, and Meat  | 155,478 |
| 2555 | Aslak Company for Importing Electrical and Non-Electrical Household Appliances, Materials, and Spare Parts                 | 155,351 |
| 2556 | Al-Qimma Group Company for Importing Building Materials  | 155,181 |
| 2557 | Al-Mizan Al-Dhahabi Company for Importing Building Materials, Sanitary Ware, and Accessories                               | 155,000 |
| 2558 | Bashayer Al-Amal Company for Importing Building Materials  | 154,985 |
| 2559 | Company Home City for Importing Electrical and Household Appliances  | 154,407 |
| 2560 | Blue Ocean Company for Importing Foodstuffs  | 153,120 |
| 2561 | Afaq Group Company for Mills, Feed, and Rice Mills   | 152,650 |
| 2562 | Last Taste Company for Importing Foodstuffs, Fruits, and Vegetables  | 152,567 |
| 2563 | National International Company for Importing Medicines, Medical Equipment, Medical Supplies, and Mother and Child Products | 152,540 |
| 2564 | Naam Al Ghad Company for Importing Clothing, Textiles, and Leather Goods   | 152,153 |
| 2565 | Yader Shipping Agencies Company  | 151,900 |
| 2566 | Al Muheet Al Taqniya Company for Importing Computers and Accessories   | 151,751 |
| 2567 | National Trade Company for Importing Cars and Spare Parts  | 151,550 |
| 2568 | Al Shurooq International Company for Importing Foodstuffs, Livestock, and Meat   | 151,265 |
| 2569 | Mayas Company for Importing Various Means of Transportation and Accessories  | 150,601 |
| 2570 | Rubina Company for Marble and Granite Manufacturing  | 150,381 |
| 2571 | Al Waleed Al Thahabi Company for Importing Household, Plastic, Electrical, and Electronic Appliances                       | 150,378 |
| 2572 | Golden World Company for Travel and Tourism  | 150,000 |
| 2573 | Bin Moussa Company for Importing Cars and Spare Parts  | 150,000 |
| 2574 | Al Binaa Al Rasikh Company for Importing Building Materials, Sanitary Ware, and Accessories                                | 149,851 |
| 2575 | Toto Sport Company for Importing Sports Equipment  | 149,735 |
| 2576 | Oya Company for Electrical Materials Manufacturing   | 149,520 |
| 2577 | Wadi Al Naqa Company for Importing Means of Transportation and Accessories   | 149,240 |
| 2578 | Elite Fitness Company for Importing Sports, Recreational Equipment, and Games  | 149,239 |
| 2579 | Company Mufi for Importing Medical Supplies and Mother & Child Supplies  | 149,040 |
| 2580 | Qanawat Al-Taqnia Company for Information Technology and Communications  | 148,460 |
| 2581 | Al-Muthallath Al-Abyad Company for Importing Foodstuffs, Livestock, and Meat   | 147,225 |
| 2582 | Al-Muntaha Al-Baeed Company for Importing Foodstuffs, Livestock, and Meat  | 147,000 |
| 2583 | Al-Shumous Factory for Manufacturing Aluminum and PVC Doors and Windows  | 146,984 |
| 2584 | Al-Rukn Al-Rafee Company for Importing Electrical Appliances and Materials   | 146,843 |

|      |   |         |
|------|---|---------|
| 2585 | Al-Fulad Al-Muttahid Factory for Manufacturing Corrugated Sheet Metal   | 146,828 |
| 2586 | Al-Hilal Factory for Manufacturing Plastic Materials  | 146,660 |
| 2587 | Simat Company for Importing Electrical and Non-Electrical Appliances and Materials, Spare Parts, Electronic Devices, and Salt | 146,417 |
| 2588 | Al-Mu'tamidoun Al-Awwal Company for Importing Cleaning Materials  | 145,960 |
| 2589 | Al-Ghada Al-Nafees Company for Importing Foodstuffs, Livestock, and Meat  | 145,000 |
| 2590 | Qimmat Mazaya Company for Plastic Industries  | 145,000 |
| 2591 | Al-Hizam Al-Zira'i Company for Importing Agricultural Machinery, Supplies, and Spare Parts                                    | 144,500 |
| 2592 | Al-Marjan Company for Manufacturing Packaging Materials   | 144,499 |
| 2593 | Al-Ibriq Al-Dhahabi Company for Importing Household Items   | 143,274 |
| 2594 | Al-Zad Al-Tayyib Al-Mumayaz Company for Food Industries   | 142,884 |
| 2595 | Al-Wisal Al-Muttahida Company for Importing Building Materials, Sanitary Ware, and Accessories                                | 142,709 |
| 2596 | Auto Libya Company for Importing Transportation Equipment and Accessories   | 142,196 |
| 2597 | Al-Wasila Company for Importing Building Materials and Insulation Materials of All Types                                      | 142,058 |
| 2598 | Al-Karam Company for Importing Foodstuffs   | 141,990 |
| 2599 | Al-Intilaqa Al-Mutamayyiza Company For the import of transportation vehicles and accessories:                                 | 141,524 |
| 2600 | Al-Manara International Company for Importing Transportation Vehicles and Accessories   | 141,287 |
| 2601 | Badr Al-Nour Company for Importing Foodstuffs   | 141,227 |
| 2602 | Jabal Al-Hadid Company for Importing Workshop and Factory Equipment   | 141,088 |
| 2603 | Al-Shafaq Al-Ahmar Company for Importing Transportation Vehicles and Accessories  | 140,563 |
| 2604 | Al-Alama Al-Masiya Company for Importing Decorative Materials, Hardware, and Cleaning Materials                               | 140,220 |
| 2605 | Al-Rahma Factory for Manufacturing Aluminum Doors and Windows   | 140,163 |
| 2606 | Benghazi Company for Energy Solutions   | 140,071 |
| 2607 | Al-Amal Company for Manufacturing Plastics and their Derivatives  | 140,000 |
| 2608 | Awraq Al-Kharif Company for Importing Foodstuffs, Livestock, and Meat   | 139,994 |
| 2609 | Farasin Company for Importing Foodstuffs  | 139,557 |
| 2610 | Al-Bahja Company for Importing Household Goods  | 138,897 |
| 2611 | Al-Mara'i Al-Jabal Company for Importing Foodstuffs   | 138,600 |
| 2612 | Al-Faydh Company for Importing Building Materials, Sanitary Ware, and Accessories   | 138,499 |
| 2613 | Al-Hadaf Al-Ra'idah Company for Importing Transportation Equipment and Accessories  | 138,380 |
| 2614 | Al-Suhaila Company for Importing Foodstuffs   | 138,350 |
| 2615 | Rifaq Al-Asima Company for Importing Foodstuffs   | 136,500 |
| 2616 | Kunuz Libya Company for Importing Agricultural Equipment  | 135,693 |
| 2617 | Al-Adiyat Company for Importing Transportation Equipment and Accessories  | 135,670 |
| 2618 | Balhaj International Company for Importing Electrical and Non-Electrical Appliances, Materials, and Spare Parts               | 135,100 |
| 2619 | Al-Zain Al-Hadith Company for Importing Building Materials, Sanitary Ware, and Accessories                                    | 135,040 |
| 2620 | Al-Bab Al-Awsat Company for Importing Foodstuffs  | 135,000 |
| 2621 | Mizran Company for Importing Electrical and Non-Electrical Appliances and Spare Parts   | 134,622 |

|      |  |         |
|------|--|---------|
| 2622 | Salalah Company for Importing Building Materials, Sanitary Ware, Accessories, Cement, Iron, and Construction Timber            | 134,340 |
| 2623 | Rama International Company for Importing Building Materials, Sanitary Ware, and Accessories                                    | 134,076 |
| 2624 | Zad National Company for Food Industries   | 132,600 |
| 2625 | Libda Company for Manufacturing Cleaning Materials   | 132,260 |
| 2626 | Amasi Company for Importing Foodstuffs   | 132,000 |
| 2627 | Al-Sadafa Company for Importing Machinery and Supplies   | 131,799 |
| 2628 | Rubia Company for Importing Medical Equipment and Supplies   | 131,721 |
| 2629 | Al-Imad Al-Oula Company for Importing Electrical and Non-Electrical Appliances, Materials, Spare Parts, and Electronic Devices | 130,650 |
| 2630 | Abnaa Factory Al-Ghirani for Bag Manufacturing   | 130,028 |
| 2631 | National Development Company for Contracting and Real Estate Investment  | 130,000 |
| 2632 | Tripoli Optics Company for Importing Optics and Accessories  | 129,750 |
| 2633 | Al-Rawas Modern Company for Building Materials Manufacturing   | 129,372 |
| 2634 | Jet Company for Importing Building Materials and Sanitary Ware (a subsidiary of Jet Holding)                                   | 128,760 |
| 2635 | Al-Islah Al-Rashid Company for Importing Building Materials, Sanitary Ware, and Accessories                                    | 128,478 |
| 2636 | Al-Darb Al-Mustaqeem Company for Importing Cleaning Materials  | 128,358 |
| 2637 | Al-Badar Company for Importing Medical Equipment and Supplies  | 128,100 |
| 2638 | Dar Al-Saboun Company for Cleaning Materials Manufacturing   | 127,663 |
| 2639 | Al-Yaqout Company for Plastic Industries (a subsidiary of Al-Madina Misrata Holding Company)                                   | 127,215 |
| 2640 | Al-Sahm Company for Manufacturing and Assembling Hydraulics  | 127,208 |
| 2641 | Al-Muqtadir International Company for Importing Foodstuffs, Livestock, and Meat  | 126,796 |
| 2642 | Nasamat Al-Sabah Company for Importing Decorative Items, Hardware, and Cleaning Materials                                      | 126,650 |
| 2643 | Miftah Al-Aman Company for Importing Safes, Keys, and Locks  | 126,543 |
| 2644 | Ben Ashour Fashion Company for Importing Clothing, Textiles, and Leather Goods   | 125,000 |
| 2645 | Al-Rabia International Company for Importing Foodstuffs, Livestock, and Meat   | 125,000 |
| 2646 | Al-Samaha Company for Manufacturing Leather and Plastic Bags   | 124,166 |
| 2647 | Al-Matjar Al-Libi Company for Importing Hardware and Decorative Items  | 123,723 |
| 2648 | Al-Ahram Factory for Manufacturing Floor Tiles   | 122,580 |
| 2649 | First Company for Importing Appliances Electrical and non-electrical materials, spare parts, electronic devices, and salt      | 122,011 |
| 2650 | Al-Etimad International Company for Importing Electrical and Non-Electrical Materials, Spare Parts, and Electronic Devices     | 121,700 |
| 2651 | Diyar Al-Khair Al-Amira Company for Importing Foodstuffs   | 121,440 |
| 2652 | Afnan Al-Shajar Al-Akhdar Company for Importing Foodstuffs   | 120,980 |
| 2653 | Al-Mawsim Al-Afdal Company for Importing Agricultural Machinery, Supplies, and Spare Parts                                     | 120,800 |
| 2654 | Athal International Company for Importing Medicines, Medical Equipment, and Mother and Child Supplies                          | 120,712 |
| 2655 | Al-Dasr Al-Oula Company for Importing Building Materials, Sanitary Ware, and Accessories                                       | 120,520 |
| 2656 | Al-Amwaj Al-Zarqa Al-Oula Company for Importing Foodstuffs   | 120,000 |

|      |   |         |
|------|---|---------|
| 2657 | Al-Dar Al-Libya Company for Importing Household Appliances  | 119,936 |
| 2658 | Bayt Al-Muluk Company for Importing Home and Office Furniture   | 119,800 |
| 2659 | Al-Karama Iron Industries Company   | 119,750 |
| 2660 | Al-Mukhtar Al-Hadith Company for Importing Building Materials, Sanitary Ware, and Accessories                   | 119,655 |
| 2661 | Auras Company for Importing Furniture   | 119,145 |
| 2662 | Al-Mushtaraka Al-Alamiya Company for Importing Building Materials, Sanitary Ware, and Accessories               | 118,454 |
| 2663 | Tobacts Company for Importing Truck Spare Parts and Accessories   | 118,352 |
| 2664 | Afif Company for Importing Transportation Equipment, Spare Parts, Oils, Lubricants, Tires, and Batteries        | 118,262 |
| 2665 | Al-Taawun Al-Binaa Company for Importing Building Materials, Sanitary Ware, and Accessories                     | 118,015 |
| 2666 | Abu Faris & Partners Company For Iron Industries  | 117,894 |
| 2667 | Advanced Electrical Systems Company for Communications, Information Technology, and Security and Safety Systems | 117,198 |
| 2668 | Azhar Al Rabee Company for Paper Tissue Manufacturing   | 117,040 |
| 2669 | Libyan Store Company for Furniture Import   | 115,940 |
| 2670 | Beirut Modern Company for Cleaning Materials Import   | 115,616 |
| 2671 | Basat Al Rabee Company for Carpet and Textile Import  | 115,080 |
| 2672 | Al Raqeem International Company for Clothing Import   | 115,040 |
| 2673 | Al Abara Al Haditha Company for Importing Various Means of Transportation, Cars, and Spare Parts                | 114,467 |
| 2674 | Zribco Factory for Restaurant Equipment Manufacturing   | 114,017 |
| 2675 | Al Zaj Company for Glass and Aluminum Works   | 113,664 |
| 2676 | Al Jabal Company for Cleaning Materials Import  | 113,530 |
| 2677 | Al Sahool Al Muthaida Company for Importing Agricultural Equipment and Supplies                                 | 113,400 |
| 2678 | Al Muheet Al Jadeed Company for Foodstuffs Import   | 113,314 |
| 2679 | Al Safaa Al Kamel Company for Aluminum and PVC Manufacturing  | 113,036 |
| 2680 | Al Itar Company for Importing Building Materials, Sanitary Ware, and Accessories                                | 112,778 |
| 2681 | Aram Company for Importing Medicines and Medical Equipment  | 112,734 |
| 2682 | Al Darb Al Mutajaddid Company for Importing Carpets, Textiles, and Fabrics                                      | 112,500 |
| 2683 | Al Sanea Company for Pipe Manufacturing   | 112,500 |
| 2684 | Libyan Expertise Company for Importing Oil Equipment  | 112,462 |
| 2685 | Insiab Company for Importing Heavy Pumps of All Types, Accessories, and Spare Parts                             | 112,351 |
| 2686 | Al Rami Al Sagheer Company for Importing Toys and Entertainment Equipment                                       | 111,640 |
| 2687 | Al Qarya Company for Importing Foodstuffs   | 111,548 |
| 2688 | Sarwah Company For the import of foodstuffs, livestock, and meat:   | 111,090 |
| 2689 | Al-Salam Printing, Advertising, and Publicity Company   | 111,040 |
| 2690 | Al-Ahram Marble Manufacturing Company (Joint Stock Company)   | 110,983 |
| 2691 | International Group Company for Importing Medicines and Medical Equipment                                       | 110,697 |
| 2692 | Al Madina Misrata Factory for Paints and Pastes   | 110,450 |
| 2693 | New Icon Company for Hangars and Mobile Homes   | 110,100 |
| 2694 | Global Expertise Company for Importing Medical Supplies, Medicines, and Pharmaceuticals                         | 110,000 |

|      |  |         |
|------|--|---------|
| 2695 | Qimmat Al Jabal Company for Importing Perfumes, Cosmetics, and Beauty Products   | 109,859 |
| 2696 | Mays Al Reem Al Kubra Company for Importing Clothing, Textiles, and Leather Goods  | 109,762 |
| 2697 | Salem Factory for Plastic Products   | 109,650 |
| 2698 | Topaz Company for Importing Building Materials, Sanitary Ware, and Accessories   | 108,800 |
| 2699 | Al Musk Company for Manufacturing All Cleaning Materials, Oils, and Derivatives  | 108,400 |
| 2700 | Al Harouj Libyan Company for Importing Transportation Equipment and Accessories  | 108,378 |
| 2701 | Al Bustan Al Raqi Company for Importing Foodstuffs   | 107,375 |
| 2702 | Injaz Al Daem Company for Importing Building Materials, Sanitary Ware, and Accessories   | 106,733 |
| 2703 | Jumeirah Company for Importing Foodstuffs, Livestock, and Meat   | 106,400 |
| 2704 | Mateen Company for Manufacturing Seats, Educational, Office, and Household Equipment   | 106,147 |
| 2705 | Jawharat Al Sahel Libyan Company for Importing Foodstuffs, Livestock, and Meat   | 106,139 |
| 2706 | Bin Zahia & Partners Company for Importing Clothing, Textiles, and Leather Goods   | 105,900 |
| 2707 | Al Nukhba Company for Importing Sports, Entertainment, and Toys  | 105,130 |
| 2708 | Al Qasr International Company for Importing Agricultural Equipment   | 104,930 |
| 2709 | Company Al-Mutahad Logistics Services  | 104,266 |
| 2710 | Al-Mukhtar Al-Mithaliya Company for Importing Transportation Equipment and Accessories   | 103,384 |
| 2711 | Al-Baraka Insurance Company  | 103,308 |
| 2712 | Al-Mutamayez Al-Aseel Company for Importing Building Materials, Sanitary Ware, and Accessories                                   | 102,700 |
| 2713 | Al-Qawarir Al-Lami'a Company for Importing Household Goods, Appliances, Electrical and Non-Electrical Materials, and Spare Parts | 102,030 |
| 2714 | Jibal Al-Himalayya Marble Factory  | 102,000 |
| 2715 | Al-Safaa Al-Mutakamil Company for Importing Medicines, Sera, and Veterinary Supplies   | 101,373 |
| 2716 | Al-Miza Al-Alamiya Company for Importing Building Materials  | 101,005 |
| 2717 | Al-Umran Factory for Cutting and Shaping Marble and Granite  | 100,900 |
| 2718 | Al-Suhoul Al-Alamiya Company for Manufacturing Animal Feed and Grinding Grains of All Types                                      | 100,807 |
| 2719 | Al-Yaman Company for Importing Electrical Appliances, Materials, and Spare Parts   | 100,740 |
| 2720 | Al-Raqi Al-Awwal Company for Importing Furniture   | 100,500 |
| 2721 | Al-Ikhaa Al-Libi Al-Awwal Company for Importing Foodstuffs, Livestock, and Meat  | 100,100 |
| 2722 | Toyour Al-Jannah Al-Alamiya Company for Importing Toys and Entertainment Equipment   | 100,000 |
| 2723 | Nova Company for Cutting and Installing Marble   | 100,000 |
| 2724 | Wadi Zamzam Company for Tourism Services and Investment  | 100,000 |
| 2725 | Al-Ma'dan Al-Salib Company for Importing Heavy Machinery, Equipment, Supplies, and Spare Parts                                   | 99,992  |
| 2726 | Dasr Al-Khair Company for Importing Building Materials and Sanitary Ware   | 99,932  |
| 2727 | Iram International Modern Company for Importing Gypsum, Decoration, Building Materials, Sanitary Ware, and Accessories           | 99,168  |
| 2728 | Imdad Libya Company For Plastic Industries   | 99,000  |
| 2729 | Al-Mustaqbal Al-Rasikh Company for Food Imports  | 98,000  |
| 2730 | Al-Aqlah Company for Aluminum Manufacturing  | 97,858  |
| 2731 | Tarsin Al-Oula Company for Furniture Imports   | 97,732  |

|      |  |        |
|------|--|--------|
| 2732 | Al-Wifaq Al-Mahani Company for Building Materials Manufacturing  | 97,200 |
| 2733 | Al-Jawhara Al-Haditha Company for Furniture Imports  | 96,820 |
| 2734 | Tayyibat Libya International Company for Importing Foodstuffs, Livestock, and Meat   | 96,353 |
| 2735 | Al-Dar Al-Asriya Company for Furniture Imports   | 95,250 |
| 2736 | Al-Nasa'a Company for Cleaning Materials Manufacturing   | 95,168 |
| 2737 | Al-Oud Al-Tayeb Company for Importing Decoration Materials, Hardware, and Cleaning Materials                                 | 94,636 |
| 2738 | Al-Qimma Group Company for Renewable Energy, Electrical Works, and Related Services  | 94,320 |
| 2739 | Al-Jouri Al-Dhiya Company for Aluminum Manufacturing   | 94,176 |
| 2740 | Al-Rafiq Al-Da'im Company for Importing Cars and Spare Parts   | 94,145 |
| 2741 | Al-Farasha Al-Fidiya Al-Oula Company for Importing Fabrics, Machinery, and Knitting Supplies                                 | 94,081 |
| 2742 | Al-Sariya Company for Importing Toys, Sports Equipment, and Recreational Equipment   | 93,710 |
| 2743 | Darghouth Company for Importing Medicines and Medical Equipment  | 93,673 |
| 2744 | Zad Al-Bayt Company for Food Imports   | 93,070 |
| 2745 | Al-Taj Al-Masi Company for Building Materials Manufacturing  | 92,311 |
| 2746 | Ma'moun International Company for Importing Foodstuffs, Livestock, and Meat  | 92,124 |
| 2747 | Al-Mukhtar Al-Jadeeda Company for Importing Cars and Spare Parts   | 92,100 |
| 2748 | Al-Ikhwa Al-Muta'aliqoun Al-Oula Company for Importing Foodstuffs  | 91,915 |
| 2749 | Company Ansam Al-Andalus for Importing Medicines, Medical Supplies, and Mother & Child Products                              | 91,875 |
| 2750 | Al-Haram Company for Security Systems, Technology, and Information   | 91,674 |
| 2751 | Rosa Company for Importing Electrical and Non-Electrical Appliances and Materials, Spare Parts, Electronic Devices, and Salt | 91,352 |
| 2752 | Nahj Al-Khair Company for Importing Foodstuffs, Livestock, and Meat  | 91,264 |
| 2753 | Al-Qasabat Company for Importing Medicines, Equipment, and Medical Supplies  | 91,071 |
| 2754 | Lin International Company for Importing Foodstuffs   | 90,671 |
| 2755 | Alam Al-Kamaliyat Company for Importing Cars and Spare Parts   | 90,660 |
| 2756 | Ard Al-Salafium Company for Importing Mother & Child Products  | 90,285 |
| 2757 | Al-Wasl International Company for Building Materials, Sanitary Ware, and Related Products                                    | 89,856 |
| 2758 | Al-Sanabel Al-Khadra Company for Importing Foodstuffs  | 89,617 |
| 2759 | Kayan Libya Company for Importing Building Materials and Sanitary Ware   | 89,360 |
| 2760 | Al-Mithaq International Company for Importing Transportation Vehicles, Accessories, Spare Parts, and Tires                   | 89,299 |
| 2761 | Al-Wathiqoon Group Company for Importing Foodstuffs  | 89,280 |
| 2762 | Kenza Company for Importing Foodstuffs, Livestock, and Meat  | 89,219 |
| 2763 | Driouch Group Company for Food Industries  | 88,921 |
| 2764 | Al-Mashreq Company for Building Materials Manufacturing  | 88,920 |
| 2765 | Al-Kafa'a International Company for Importing Transportation Vehicles and Accessories  | 88,846 |
| 2766 | Elixir Al-Alam Company for Importing Medical Equipment, Medicines, Medical Supplies, and Mother & Child Products             | 88,434 |
| 2767 | Tulip Al-Mumayaza Company For importing medical equipment and mother and child supplies                                      | 88,393 |
| 2768 | Tobacts Libya Plastic Pipes Factory  | 87,615 |

|      |   |        |
|------|---|--------|
| 2769 | Al-Emad Al-Aali General Contracting Company   | 87,557 |
| 2770 | Zahrat Al-Asima Company for Importing Foodstuffs  | 87,500 |
| 2771 | Al-Gharraa Company for Importing Agricultural Supplies, Animal Feed, and Accessories  | 87,456 |
| 2772 | Al-Umma Company for Importing Aluminum  | 86,749 |
| 2773 | Jamal Perfumes of Andalusia Company for Importing Home and Office Furniture   | 86,706 |
| 2774 | Mustaqbal Al-Ghad Company for Importing Cleaning Materials  | 86,584 |
| 2775 | Al-Jabal Company for PVC, Aluminum, and Decoration Manufacturing  | 86,369 |
| 2776 | Al-Isnad Al-Falahi Company for Importing Agricultural Pesticides  | 86,125 |
| 2777 | Al-Tayeb Company for Animal Feed Manufacturing  | 86,050 |
| 2778 | Al-Rashidoun Company for Importing Decorative Materials, Hardware, and Cleaning Materials                                       | 85,785 |
| 2779 | Aman Libya Company for Importing Cabinets and Furniture   | 85,368 |
| 2780 | Al-Mutajaddid Al-Zahir Company for Importing Building Materials and Sanitary Ware   | 84,651 |
| 2781 | Wamda Company for Importing Transportation Equipment and Accessories  | 84,420 |
| 2782 | Diyar Al-Fakhama Company for Importing Home and Office Furniture and Furnishings  | 82,180 |
| 2783 | Al-Manakh Al-Jadeed Company for Importing Electrical and Non-Electrical Appliances and Materials and Spare Parts                | 81,800 |
| 2784 | Al-Wajha Al-Alamiya Company for Importing Building Materials  | 81,600 |
| 2785 | Al-Kawader Company for Importing Building Materials, Sanitary Ware, and Accessories (affiliated with Al-Bustan Holding Company) | 81,342 |
| 2786 | Al-Kunuz Al-Dhababiya Al-Oula Company for Importing Electrical and Household Appliances   | 80,380 |
| 2787 | Suqur Africa Company for Importing Medical Equipment, Medicines, Medical Supplies, and Mother and Child Supplies                | 80,050 |
| 2788 | Marahil Al-Tahliya Company for Importing Water Desalination Pumps And its spare parts   | 80,000 |
| 2789 | Nawasi Al-Rida Company for Food Imports   | 80,000 |
| 2790 | Sterin Company for Plastic Industries   | 80,000 |
| 2791 | Droub Al-Mutawassit Company for Importing Building Materials, Sanitary Ware, and Accessories                                    | 79,976 |
| 2792 | Al-Makan Mills Company for Food Industries, Packaging, and Wrapping   | 79,950 |
| 2793 | Aswad Tobacts Company for Food Imports  | 79,801 |
| 2794 | Afaq Al-Ghuroub Company for Importing Household Appliances, Electronic Devices, and Accessories                                 | 79,665 |
| 2795 | Al-Yasmin Al-Jadeeda Company for Importing Cleaning Materials   | 79,478 |
| 2796 | Baiti Al-Mudhi Company for Importing Fabrics, Textiles, Curtains, and Carpets   | 79,030 |
| 2797 | Modern Libyan Real Estate Company for Importing Household Appliances  | 78,524 |
| 2798 | Victoria Modern Company for Importing Swimming Pools, Saunas, and Fountains   | 77,925 |
| 2799 | Shrouq Libya Company for Plastic Manufacturing  | 77,811 |
| 2800 | Alam Al-Ibdaa Company for Importing Raw Materials, Paints, and Plastic Containers   | 77,600 |
| 2801 | Al-Shamal Architectural Company for Importing Building Materials, Sanitary Ware, and Accessories                                | 77,252 |
| 2802 | Al-Mustanad Al-Rasikh Company for Food Industries   | 77,051 |
| 2803 | Shams Company for Metal Works and Mobile Homes  | 76,336 |
| 2804 | Bahr Al-Samah Company for Importing Building Materials and Sanitary Ware  | 74,540 |



|      |  |        |
|------|--|--------|
| 2805 | Beta Polymer Company for Chemical Industries   | 74,316 |
| 2806 | Al-Nabaa Al-Safi Factory for Bottled Drinking Water  | 74,037 |
| 2807 | Al-Anfal Company for Food Imports Livestock and Meat   | 73,876 |
| 2808 | First Modern Technologies Company for Importing Agricultural Machinery, Supplies, and Accessories                    | 73,542 |
| 2809 | Al-Namaa Company for Equipping and Maintaining Machinery and Equipment   | 73,347 |
| 2810 | United World Company for Technology Systems  | 73,330 |
| 2811 | Wad Company for Importing Diapers and Tissue Paper Supplies  | 73,072 |
| 2812 | Lamset Malak Company for Importing Foodstuffs  | 73,000 |
| 2813 | Al-Sanad Al-Daem Company for Importing Electrical and Non-Electrical Appliances, Spare Parts, and Electronic Devices | 72,782 |
| 2814 | Wadi Libya Company for Importing Foodstuffs and Fresh Fruits   | 72,543 |
| 2815 | Marahil Al-Tanmiya Al-Zira'iya Company for Importing Agricultural Machinery and Equipment                            | 72,479 |
| 2816 | Al-Matbakh Al-Alami Company for Importing Foodstuffs   | 72,468 |
| 2817 | Al-Reef Al-Akhdar Company for Importing Foodstuffs, Livestock, and Meat  | 72,441 |
| 2818 | Leptus Company for Importing Household and Electrical Appliances   | 72,342 |
| 2819 | Al-Raya Al-Haditha Company for Importing Medicines and Medical Equipment   | 72,000 |
| 2820 | Zahrat Al-Lotus Company for Importing Building Materials, Sanitary Ware, and Accessories                             | 71,990 |
| 2821 | Al-Wiqaya Al-Mumayaza Company for Importing Medical Equipment, Medical Supplies, and Mother and Child Supplies       | 71,880 |
| 2822 | Al-Naba' Al-Rawi Company for Importing Desalination Systems and Water Plants   | 71,655 |
| 2823 | Mamlakat Al-Athath Company for Importing Office and Home Furniture   | 71,000 |
| 2824 | Turathuna Company for Importing Clothing, Textiles, Fabrics, and Leather Goods                                       | 70,818 |
| 2825 | Al-Sarh Al-Aali Company For Contracting and Real Estate Investment   | 70,808 |
| 2826 | Ataa Al-Falah Al-Mutamayez Company for Importing Agricultural Machinery  | 70,711 |
| 2827 | Minaa International Company for Importing Foodstuffs   | 70,639 |
| 2828 | Al-Masdar Al-Jadeed Company for Importing Rollers and Industrial Equipment   | 70,461 |
| 2829 | Al-Tasaheel Company for Importing Medical Equipment, Medicines, Medical Supplies, and Mother and Child Products      | 69,638 |
| 2830 | Al-Saraha International Company for Importing Transportation Vehicles and Accessories Limited                        | 69,460 |
| 2831 | Taqniyat Company for Importing Electromechanical Materials   | 69,215 |
| 2832 | Al-Najaa Mineral Water Company   | 69,089 |
| 2833 | Itlala Engineering Industries Company  | 69,070 |
| 2834 | Alam Al-Bunyan Al-Hadith Company for Importing Building Materials and Sanitary Ware                                  | 68,938 |
| 2835 | Rasoukh Company for Aluminum and PVC Manufacturing   | 68,796 |
| 2836 | Al-Mawaqed Company for Central Heating Installation and Maintenance  | 68,616 |
| 2837 | Rimal Tripoli Company for Importing Transportation Vehicles and Accessories  | 67,684 |
| 2838 | Al-Zahraa Al-Mushriqa Company for Importing Decorative Materials, Hardware, and Cleaning Materials                   | 67,544 |
| 2839 | Al-Adhwaa Al-Jadeeda Company for Importing Building Materials, Sanitary Ware, and Accessories                        | 67,000 |
| 2840 | Al-Anam Company for Importing Medicines, Equipment, and Veterinary Supplies  | 66,537 |

|      |   |        |
|------|---|--------|
| 2841 | Aruqat Al-Taquddum Company for Importing Building Materials, Sanitary Ware, and Accessories                             | 66,427 |
| 2842 | Al-Saqr Factory for Water Hoses Manufacturing   | 66,250 |
| 2843 | Al-Khibraat Al-Mumtazah Company for Importing Foodstuffs  | 66,213 |
| 2844 | Aras Company for Importing Building Materials and Sanitary Ware and its subsidiaries:                                   | 65,972 |
| 2845 | Al-Mutakamil Al-Oula Company for the Manufacture of Building Materials and Insulation Materials                         | 65,835 |
| 2846 | Al-Alamiyah Al-Mutatawirah Company for the Import of Foodstuffs   | 65,641 |
| 2847 | Al-Burj Al-Munir Company for the Import of Building Materials   | 65,200 |
| 2848 | A'maq Al-Bihar Company for the Import of Fish and Fish Products   | 65,000 |
| 2849 | Al-Mutahidoon Al-Awail Al-Jadeeda Company for the Manufacture of Aluminum   | 64,813 |
| 2850 | Al-Itqan Al-Libi Company for the Import of Clothing, Textiles, and Leather Goods  | 64,630 |
| 2851 | Al-Shuaa Al-Libi Company for the Import of Foodstuffs   | 64,500 |
| 2852 | Aamar Al Fan Company for Importing Building Materials   | 64,444 |
| 2853 | Mersin Company for Importing and Packaging Foodstuffs   | 64,000 |
| 2854 | Saraya Rumaysa Company for Importing Cars and Spare Parts   | 63,691 |
| 2855 | Al Rayhan Company for Importing Restaurant and Hotel Equipment  | 63,471 |
| 2856 | Beit Al Jumla Company for Importing Foodstuffs, Meat, and Livestock   | 63,440 |
| 2857 | Al Rubyan Company for Salt Industries   | 62,381 |
| 2858 | Surman Modern Company for Building Materials and Ceramics   | 62,296 |
| 2859 | Al Abham Al Lamea Company for Importing Clothes and Textiles  | 61,830 |
| 2860 | Al Zarouq Company for Importing Building Materials  | 61,408 |
| 2861 | A'maq Al Mutawassit Company for Importing Building Materials and Sanitary Ware  | 60,996 |
| 2862 | Al Takafol Company for Importing Agricultural Machinery, Supplies, and Spare Parts                                      | 60,500 |
| 2863 | Al Bidaya Al Libiya Company for Plastic Industries  | 60,460 |
| 2864 | Al Rabee International Company for Importing Mother and Child Supplies  | 60,450 |
| 2865 | Al Nukhba Al Libiya Company for Sports Equipment and Investments  | 60,280 |
| 2866 | Najah Chemistry Company for Manufacturing Cleaning Materials  | 60,130 |
| 2867 | Al Alamia Al Mutakaddima Group Company for Importing Transportation Equipment and Accessories                           | 59,540 |
| 2868 | Libya Fibers Company for Manufacturing Fiberglass   | 59,312 |
| 2869 | Aamar Real Estate Company for Importing Building Materials  | 59,188 |
| 2870 | Al Lin International Company for Importing Building Materials, Sanitary Ware, and Accessories                           | 59,167 |
| 2871 | Dhafaf Al Kubra Company for Importing Building Materials, Sanitary Ware, and Accessories                                | 59,000 |
| 2872 | Badr Company for Manufacturing Paper Products and Printing  | 58,863 |
| 2873 | Al Saraha Company for Importing Computers and Electronics   | 58,850 |
| 2874 | Al-Tabi'a Food Industries Company   | 58,404 |
| 2875 | Tripolis Insurance and Reinsurance Brokerage Services Company   | 57,246 |
| 2876 | Al-Majara Al-Jadeeda Company for Importing Electronic Devices, Spare Parts, Accessories, Mobile Phones, and Accessories | 57,240 |
| 2877 | Akakus Al-Janoub Company for Importing Building Materials, Sanitary Ware, and Accessories                               | 57,188 |
| 2878 | Nahj Al-Istidama Company for Consulting, Studies, and Research  | 56,600 |

|      |  |        |
|------|--|--------|
| 2879 | Al-Rukn Company for Importing Clothing, Textiles, and Leather Goods  | 56,266 |
| 2880 | Al-Intilaqa Al-Oula International Company for Importing Foodstuffs   | 56,194 |
| 2881 | Ruwwad Al-Taqnia Al-Haditha Company for Measurement, Calibration, and Development Services                                   | 55,750 |
| 2882 | Al-Asala Trading Company for Importing Electronic Devices, Accessories, Spare Parts, and Electrical Appliances and Materials | 55,417 |
| 2883 | Al-Lulu Al-Tab'i'i Company for Importing Carpets and Furnishings   | 55,172 |
| 2884 | Al-Jawhara Al-Bayda Company for Food Industries  | 55,020 |
| 2885 | Al-Baz Al-Dhahabi Company for Importing Mother and Child Supplies  | 55,000 |
| 2886 | Bab Al-Asima Company for Importing Building Materials, Sanitary Ware, and Accessories  | 54,900 |
| 2887 | Al-Sabbar Medical Company for Importing Medicines, Medical Equipment, and Mother and Child Supplies                          | 54,479 |
| 2888 | Al-Rahba Al-Jadeeda Company for Importing Foodstuffs   | 53,217 |
| 2889 | Al-Bustan Food Company for Importing Foodstuffs (LLC)  | 53,172 |
| 2890 | Al-Rayhan Company for Importing Medical Equipment and Medicines Medical products and mother and child supplies               | 53,100 |
| 2891 | Al Qasr Al Saeed Furniture Import Company  | 52,284 |
| 2892 | Al Nadhir Foodstuff, Livestock, and Meat Import Company  | 52,165 |
| 2893 | Al Ru'ya Al Sati'a Sanitary Materials Import Company   | 51,756 |
| 2894 | Al Rashid Al Munir Foodstuff, Fresh Fruits, Livestock, and Meat Import Company   | 51,447 |
| 2895 | Kanz Al Ard Limited Company for Importing Transportation Equipment and Accessories   | 51,240 |
| 2896 | Anwar Babel Company for Importing Restaurant and Cafe Equipment and Supplies   | 50,820 |
| 2897 | Asatir Al Alam Company for Importing Foodstuffs, Livestock, Meat, Vegetables, and Fruits                                     | 50,654 |
| 2898 | Al Qawafil Al Libiya Al Mutahida Company for Importing Building Materials, Sanitary Materials, and Accessories               | 50,652 |
| 2899 | Al Shadhrawan Al Mudhi' Company for Importing Foodstuffs, Livestock, and Meat  | 50,554 |
| 2900 | Mazaya Al Bayt Company for Importing Household Goods, Appliances, and Electrical and Non-Electrical Materials                | 50,016 |
| 2901 | Joud Company for Importing Building Materials, Sanitary Materials, and Electrical Supplies                                   | 50,000 |
| 2902 | Al Raqi Company for Manufacturing Marble Sanitary Materials  | 49,864 |
| 2903 | Al Rifqa Company for Importing Electrical and Non-Electrical Appliances, Materials, and Spare Parts                          | 49,573 |
| 2904 | Jant Company for Importing Medical Equipment   | 49,573 |
| 2905 | Al Mumtaz Company for Importing Medical Supplies and Equipment   | 48,680 |
| 2906 | Afaq Al Lami'a Company for Importing Foodstuffs, Livestock, and Meat   | 48,150 |
| 2907 | Al Sayl Al Khair Company for Importing Tea and Foodstuffs  | 47,880 |
| 2908 | Al Mizan Factory for Manufacturing Floor Tiles   | 47,624 |
| 2909 | Al Majmou'a Company Al-Mutamayyiza Al-Haditha Company for Importing Foodstuffs, Livestock, and Meat                          | 47,500 |
| 2910 | Ansam Al-Tayyib Company for Importing Perfumes and Cleaning Materials  | 46,144 |
| 2911 | Al-Ma'ida Al-Tayyiba Company for Importing Foodstuffs, Livestock, and Meat   | 45,754 |
| 2912 | Na'man Company for Importing Sports, Recreational Equipment, and Toys  | 45,345 |

|      |  |        |
|------|--|--------|
| 2913 | Sidra Al-Tayyiba Company for Importing Medicines and Medical Equipment                                   | 44,633 |
| 2914 | Al-Sindan Company for Importing Workshop Equipment   | 44,419 |
| 2915 | Rawad Al-Salam Company for Importing Household, Electrical, and Electronic Appliances                    | 44,408 |
| 2916 | Zahrat Sayyad Company for Food Industries  | 43,988 |
| 2917 | A'mar Group Company for Importing Building Materials, Sanitary Ware, and Accessories                     | 43,360 |
| 2918 | Marathon Benghazi Company for Importing Medical Clothing and Footwear                                    | 42,756 |
| 2919 | Al-Qimma Al-Alamiyah Company for Electrical Services   | 42,600 |
| 2920 | Al-Maysoun Company for Importing Sports, Recreational Equipment, and Toys                                | 42,563 |
| 2921 | Al-Nujoum Al-Mudhi'a Company for Importing Electrical and Non-Electrical Appliances and Spare Parts      | 42,292 |
| 2922 | Al-Atr Al-Raqi Al-Alamiyah Company for Importing Perfumes and Cleaning Materials                         | 41,910 |
| 2923 | Al-Nahr Company for Importing Agricultural and Electrical Equipment                                      | 41,729 |
| 2924 | Al-Fanniya Company for Aluminum Manufacturing  | 41,258 |
| 2925 | Rama Factory for Engineering Industries  | 40,823 |
| 2926 | Al-Tarabut Al-Wathiq Company for Building Materials Manufacturing  | 40,774 |
| 2927 | Al-Dahanat Al-Muttahida Company for Importing Building Materials, Sanitary Ware, and Accessories         | 40,481 |
| 2928 | Abna' Bin Ghazi Factory for Curtains, Furniture, and Mattresses  | 40,396 |
| 2929 | Bawabat Ifriqiyah Al-Jadeeda Company for Importing Means Transportation and Related Services             | 40,290 |
| 2930 | Ram First Company for Importing Decorative Materials, Hardware, and Cleaning Supplies                    | 40,204 |
| 2931 | Al-Ustoura Al-Asliya Company for Importing Decorative Materials, Hardware, and Cleaning Supplies         | 39,600 |
| 2932 | Al-Anfwan Company for Importing Foodstuffs, Livestock, and Meat  | 39,408 |
| 2933 | Al-Wiam Al-Mateen Company for Importing Cleaning Supplies, Decorative Materials, and Hardware            | 39,079 |
| 2934 | Al-Masar Al-Fiddi Company for Importing Household, Electrical, and Electronic Appliances and Accessories | 38,250 |
| 2935 | Sima Al-Mumayaz Company for Importing Foodstuffs, Livestock, and Meat                                    | 38,036 |
| 2936 | Al-Jawhara Al-Naqiya Company for Importing Cleaning Supplies   | 37,972 |
| 2937 | Al-Ikhtiyar Al-Sahih Company for Importing Furniture   | 36,650 |
| 2938 | Libya Al-Ra'ida Company for Renewable Energy   | 36,108 |
| 2939 | Al-Bustan Al-Akhdar Company for Importing Foodstuffs   | 36,018 |
| 2940 | Al-Nour Al-Oula Company for Food Industries  | 35,969 |
| 2941 | Mount Lebanon Company for Importing Cleaning Materials   | 35,456 |
| 2942 | Mediterranean Company for Importing Medicines and Medical Equipment                                      | 35,410 |
| 2943 | Beit Al-Masdar Company for Importing Building Materials, Sanitary Ware, and Accessories                  | 35,160 |
| 2944 | Al-Maida Al-Asriya Al-Jadeeda Company for Importing Foodstuffs   | 35,100 |
| 2945 | Jabal Al-Atlas Company for Plastic Industries  | 35,000 |
| 2946 | Darb Al-Imtiaz Company for Importing Transportation Equipment and Accessories                            | 33,921 |
| 2947 | Al-Ibdaa International Modern Company for Importing Office and Home Furniture                            | 33,750 |
| 2948 | Gama Medical Company for Importing Medical Equipment, Pharmaceuticals, and Mother and Child Supplies     | 32,792 |
| 2949 | Nour Al-Salam Company for Importing Electrical and Non-Electrical Materials, Spare Parts, and Appliances | 32,190 |
| 2950 | Al-Shahabi Company for Importing Foodstuffs, Livestock, and Meat   | 31,500 |

|      |   |        |
|------|---|--------|
| 2951 | Al-Subul Al-Jadeeda Company for Food Packaging  | 31,200 |
| 2952 | Barniq Al-Haditha Company for Importing Garden Equipment, Supplies, and Agricultural Equipment  | 31,122 |
| 2953 | Al-Umran Company for Building Materials Manufacturing   | 31,050 |
| 2954 | Al-Qudra Al-Alamiya Company for Technical Equipment   | 31,000 |
| 2955 | Farm Company for Importing Agricultural Machinery, Supplies, and Spare Parts  | 30,807 |
| 2956 | Lina International Company for Importing Factory and Workshop Equipment and Supplies  | 30,515 |
| 2957 | Al-Jarf Al-Qari Company for Agricultural and Animal Production  | 30,312 |
| 2958 | Al-Alamiya Al-Muttahida Company for Building Supplies Manufacturing   | 29,360 |
| 2959 | Al-Bariq Al-Dhahabi Company for Importing Cleaning and Decoration Materials   | 29,008 |
| 2960 | Rukn Al-Jazeera Company For the import of cleaning materials  | 28,948 |
| 2961 | Steel Factory for Metal Forming   | 28,634 |
| 2962 | Musk Seller Company for the import of decorative materials, hardware, and cleaning supplies   | 27,700 |
| 2963 | Libyan Countryside Company for the import of agricultural machinery, supplies, and spare parts  | 27,572 |
| 2964 | Al-Nadawa Company for the import of medicines and medical equipment   | 26,900 |
| 2965 | Al-Muzn Company for the import of agricultural machinery, supplies, and spare parts   | 26,436 |
| 2966 | Al-Sanour Company for the import of pets and their supplies   | 26,244 |
| 2967 | Al-Tilal Company for Paper Manufacturing and Printing Supplies  | 25,630 |
| 2968 | Madhaif Engineering Company for General Contracting and Real Estate Investment  | 25,620 |
| 2969 | Al-Ain International Company for the import of medical equipment, medicines, medical supplies, and mother and child supplies          | 25,550 |
| 2970 | Al-Bayad Al-Jadeeda Company for the import of restaurant and cafe supplies  | 25,200 |
| 2971 | Ewan Libya Company for Importing Agricultural Machinery and Supplies and Spare Parts  | 24,795 |
| 2972 | Al-Andalus Modern Company for Importing Shoes, Clothes, and Bags  | 24,610 |
| 2973 | Al-Farsh Al-Marfou'a Company for Importing Fabrics, Furnishings, Curtains, Seating, and Accessories                                   | 23,821 |
| 2974 | Al-Nibras Al-Jadeed Company for Importing Electrical and Non-Electrical Appliances and Materials, Spare Parts, and Electronic Devices | 23,134 |
| 2975 | Rama Company for Plastic Industries   | 22,238 |
| 2976 | Al-Tifl Al-Jadeed Company for Importing Medicines, Medical Supplies, and Mother and Child Supplies                                    | 22,013 |
| 2977 | Al-Thiqa Afdal Al-Jawda Company for Importing Mother and Child Supplies   | 21,850 |
| 2978 | Libyana Insurance Company   | 19,662 |
| 2979 | Al-Bayader Company for Importing Decorative Items, Hardware, and Cleaning Materials   | 19,514 |
| 2980 | Al-Shajratan Company for Importing Cleaning Materials   | 17,547 |
| 2981 | Premix Company for Importing Agricultural Machinery and Supplies and Spare Parts  | 15,770 |
| 2982 | Abnaa Al-Mukhtar Company for Importing Building Materials, Sanitary Ware, and Accessories   | 13,979 |
| 2983 | Al-Rawafe' Al-Faloudiya Company for Importing Factory and Workshop Equipment and Supplies   | 13,944 |
| 2984 | Adrar Majer Company for Importing Foodstuffs, Livestock, and Meat   | 13,605 |
| 2985 | Al-Mutawakkil Company for Feed Manufacturing and Grain Milling  | 12,750 |
| 2986 | Masa'i Al-Emaar Company for Importing Building Materials and Sanitary Ware  | 11,820 |
| 2987 | Al-Alamiya Al-Dhahabiya Company for Importing Household and Plastic Materials   | 11,700 |

|      |   |        |
|------|---|--------|
| 2988 | Company Al-Shihab Al-Abir for Importing and Distributing Foodstuffs | 11,700 |
| 2989 | Aletihadya Insurance Company  | 7,365  |
| 2990 | Afaq Insurance Company  | 3,100  |

**Accepted Coverage Requests  
According to Goods or Services  
During (01/01 - 31/12/2025)**

**"Descending order"**

| <b>Order.</b> | <b>Goods or Services</b>                         | <b>Value in USD</b> |
|---------------|--|---------------------|
| 1             | Production and Operation Supplies                | 3,582,197,174       |
| 2             | Miscellaneous Food Commodities                   | 3,546,809,035       |
| 3             | Building Materials and Construction Supplies     | 1,560,647,860       |
| 4             | Transportation, tires, batteries and spare parts | 963,408,384         |
| 5             | Machinery and Equipment                          | 934,203,721         |
| 6             | Electronic Equipment                             | 835,227,654         |
| 7             | Feeds  | 651,938,294         |
| 8             | Human Medicines                                  | 581,490,043         |
| 9             | Agricultural                                     | 522,545,784         |
| 10            | Live and frozen meat                             | 397,438,726         |
| 11            | Household and Household Electrical               | 330,640,418         |
| 12            | Essential Commodity Production Requirements      | 304,868,147         |
| 13            | Cleaning Materials                               | 267,488,838         |
| 14            | Milk, diapers and baby food                      | 171,393,455         |
| 15            | Airlines Transfers                               | 145,813,314         |
| 16            | Burniq Air requests                              | 124,078,050         |
| 17            | Milk   | 115,405,919         |
| 18            | Clothing and Shoes                               | 105,423,004         |
| 19            | ICT Services                                     | 104,248,560         |
| 20            | Agricultural                                     | 104,065,325         |
| 21            | Tobacco of all kinds                             | 98,256,093          |
| 22            | Cleaning Materials                               | 88,203,244          |
| 23            | Furniture  | 79,072,580          |

|    |   |            |
|----|---|------------|
| 24 | Miscellaneous                                 | 72,576,571 |
| 25 | Cheeses                                       | 62,897,941 |
| 26 | Various navigational services                 | 60,699,593 |
| 27 | Stationery                                    | 47,617,067 |
| 28 | Hygienic materials                            | 44,242,264 |
| 29 | Iron and steel factory operating requirements | 32,720,236 |
| 30 | Medical                                       | 32,299,459 |
| 31 | Fruits and Vegetables                         | 25,912,832 |
| 32 | Importing a Gold Commodity                    | 21,927,381 |
| 33 | Carpets and Textiles                          | 13,864,551 |
| 34 | Butter  | 11,920,721 |
| 35 | Fish and Marines                              | 10,813,132 |
| 36 | Veterinary Medicines                          | 9,227,396  |
| 37 | Ghee  | 6,411,919  |
| 38 | Salary transfers                              | 4,718,566  |
| 39 | Special requests for Libyan Wings Company     | 3,690,357  |
| 40 | Libyan Express Transport Company              | 3,594,488  |
| 41 | Insurance Companies Transfers                 | 3,102,680  |
| 42 | Other Goods                                   | 1,747,075  |
| 43 | General Electricity Company Supplies          | 1,437,307  |
| 44 | Training Courses Transfers                    | 991,135    |
| 45 | MedSky Airways Company requests               | 664,251    |
| 46 | Oya Airways Company                           | 647,618    |
| 47 | Ghadames Airways Company                      | 618,503    |
| 48 | Fabrics and Carpets                           | 448,000    |
| 49 | Costs of tourism services                     | 250,000    |
| 50 | Insurance Companies Requests                  | 55,939     |
| 51 | Production and Operating Services             | 45,540     |
| 52 | Flight Tickets                                | 23,874     |



**Accepted Coverage Requests  
According to Country of Origin  
During (01/01 - 31/12/2025)**

**"Descending order"**

| <b>Order.</b> | <b>Country of origins</b> | <b>Value in USD</b> |
|---------------|---------------------------|---------------------|
| 1             | Türkiye                   | 4,202,706,804       |
| 2             | China                     | 2,303,515,873       |
| 3             | Egypt                     | 1,741,400,094       |
| 4             | India                     | 903,626,006         |
| 5             | Russian Federation        | 830,469,548         |
| 6             | Italy                     | 581,872,454         |
| 7             | Brazil                    | 420,422,907         |
| 8             | Tunisia                   | 418,092,019         |
| 9             | United Arab Emirates      | 396,594,887         |
| 10            | Ukraine                   | 378,270,038         |
| 11            | Thailand                  | 325,648,231         |
| 12            | Germany                   | 318,624,155         |
| 13            | United States             | 263,409,190         |
| 14            | France                    | 244,945,552         |
| 15            | Romania                   | 225,355,405         |
| 16            | Spain                     | 186,542,815         |
| 17            | Netherlands               | 179,870,105         |
| 18            | Saudi Arabia              | 179,325,559         |
| 19            | Argentina                 | 174,397,394         |
| 20            | Ireland                   | 151,212,010         |
| 21            | South Korea               | 116,915,987         |

|    |                |             |
|----|----------------|-------------|
| 22 | Indonesia      | 107,746,228 |
| 23 | Belgium        | 98,915,706  |
| 24 | Poland         | 90,253,901  |
| 25 | Europe         | 82,065,105  |
| 26 | United Kingdom | 74,593,698  |
| 27 | Japan          | 71,636,083  |
| 28 | New Zealand    | 70,669,245  |
| 29 | Guatemala      | 60,382,323  |
| 30 | Sri Lanka      | 56,386,663  |
| 31 | Ecuador        | 55,213,620  |
| 32 | Bulgaria       | 53,835,759  |
| 33 | Greece         | 53,772,532  |
| 34 | Jordan         | 52,501,791  |
| 35 | Sweden         | 51,844,035  |
| 36 | Switzerland    | 42,602,102  |
| 37 | Algeria        | 40,651,464  |
| 38 | Viet Nam       | 39,138,100  |
| 39 | Austria        | 37,056,013  |
| 40 | Morocco        | 33,932,649  |
| 41 | Lithuania      | 33,648,346  |
| 42 | Serbia         | 31,605,825  |
| 43 | Oman           | 28,150,679  |
| 44 | Slovenia       | 26,439,341  |
| 45 | Portugal       | 25,307,740  |
| 46 | Canada         | 25,112,678  |
| 47 | Denmark        | 22,705,340  |
| 48 | Malta          | 20,972,437  |

|    |                  |            |
|----|------------------|------------|
| 49 | Iraq             | 15,831,464 |
| 50 | Hungary          | 12,106,311 |
| 51 | Slovakia         | 10,299,949 |
| 52 | Syria            | 9,894,838  |
| 53 | Finland          | 9,066,025  |
| 54 | Bahrain          | 8,321,874  |
| 55 | Europe           | 7,586,704  |
| 56 | Malaysia         | 6,834,194  |
| 57 | Cyprus           | 6,413,232  |
| 58 | Colombia         | 5,651,796  |
| 59 | Pakistan         | 5,103,981  |
| 60 | Kazakhstan       | 5,024,150  |
| 61 | Gabon            | 4,383,538  |
| 62 | Mexico           | 4,062,760  |
| 63 | Qatar            | 3,856,046  |
| 64 | Asia             | 3,849,457  |
| 65 | Australia        | 3,114,209  |
| 66 | Costa Rica       | 2,888,962  |
| 67 | Lebanon          | 2,782,446  |
| 68 | South Africa     | 2,721,161  |
| 69 | Uruguay          | 2,560,200  |
| 70 | Cambodia         | 2,300,323  |
| 71 | Bangladesh       | 2,206,414  |
| 72 | Taiwan           | 1,958,411  |
| 73 | Hong Kong S.A.R. | 1,949,889  |
| 74 | Czech Republic   | 1,614,966  |
| 75 | Singapore        | 1,567,090  |

|     |                                       |           |
|-----|---------------------------------------|-----------|
| 76  | Former Yugoslav Republic of Macedonia | 1,501,882 |
| 77  | Equatorial Guinea                     | 1,283,845 |
| 78  | Bosnia and Herzegovina                | 1,192,094 |
| 79  | Norway                                | 976,080   |
| 80  | Ethiopia                              | 931,848   |
| 81  | Marshall Islands                      | 895,900   |
| 82  | Albania                               | 863,214   |
| 83  | Nigeria                               | 799,353   |
| 84  | Chile                                 | 694,139   |
| 85  | Moldova                               | 582,530   |
| 86  | Ivory Coast                           | 575,584   |
| 87  | Korea, North                          | 497,860   |
| 88  | Kenya                                 | 479,205   |
| 89  | Uzbekistan                            | 453,280   |
| 90  | Sant Marino                           | 416,260   |
| 91  | Monaco                                | 407,931   |
| 92  | Uganda                                | 367,500   |
| 93  | Tanzania                              | 350,451   |
| 94  | Namibia                               | 344,819   |
| 95  | Niger                                 | 315,000   |
| 96  | Croatia                               | 276,489   |
| 97  | Luxembourg                            | 186,716   |
| 98  | Mauritius                             | 184,089   |
| 99  | Yemen                                 | 167,300   |
| 100 | Kuwait                                | 152,240   |
| 101 | Estonia                               | 145,916   |
| 102 | Turkmenistan                          | 139,490   |

|     |                          |         |
|-----|--------------------------|---------|
| 103 | Philippines              | 117,198 |
| 104 | Peru                     | 106,680 |
| 105 | Belarus                  | 65,570  |
| 106 | Central African Republic | 56,555  |
| 107 | Azerbaijan               | 56,194  |
| 108 | American Samoa           | 54,939  |
| 109 | Latvia                   | 43,752  |
| 110 | Sierra Leone             | 41,289  |

**Accepted Coverage Requests  
According to Country of Beneficiary  
During (01/01 - 31/12/2025)**

**"Descending order"**

| <b>Order.</b> | <b>Country of origins</b> | <b>Value in USD</b> |
|---------------|---------------------------|---------------------|
| 1             | United Arab Emirates      | 4,280,594,647       |
| 2             | Türkiye                   | 3,752,207,869       |
| 3             | Egypt                     | 1,586,908,088       |
| 4             | China                     | 826,404,131         |
| 5             | Switzerland               | 765,382,752         |
| 6             | United Kingdom            | 595,433,939         |
| 7             | Italy                     | 547,992,483         |
| 8             | Tunisia                   | 486,360,611         |
| 9             | Spain                     | 268,448,696         |
| 10            | Austria                   | 216,136,511         |
| 11            | Thailand                  | 204,130,912         |
| 12            | Japan                     | 196,976,536         |
| 13            | Netherlands               | 167,495,052         |
| 14            | Singapore                 | 144,143,011         |
| 15            | Germany                   | 138,795,851         |
| 16            | Slovakia                  | 131,049,381         |
| 17            | France                    | 127,616,231         |
| 18            | South Korea               | 118,095,589         |
| 19            | Jordan                    | 115,938,134         |
| 20            | Saudi Arabia              | 88,933,121          |
| 21            | Canada                    | 79,249,982          |

|    |                  |            |
|----|------------------|------------|
| 22 | Belgium          | 78,175,125 |
| 23 | India            | 76,540,696 |
| 24 | Hong Kong S.A.R. | 74,371,575 |
| 25 | Oman             | 70,689,725 |
| 26 | Indonesia        | 62,437,915 |
| 27 | United States    | 60,777,385 |
| 28 | Malta            | 56,720,336 |
| 29 | New Zealand      | 53,747,918 |
| 30 | Bahrain          | 50,638,104 |
| 31 | Sri Lanka        | 49,493,433 |
| 32 | Sweden           | 49,366,855 |
| 33 | Brazil           | 48,760,323 |
| 34 | Ukraine          | 47,774,627 |
| 35 | Cyprus           | 45,529,809 |
| 36 | Algeria          | 39,228,893 |
| 37 | Morocco          | 37,546,397 |
| 38 | Denmark          | 28,397,853 |
| 39 | Ireland          | 28,390,557 |
| 40 | Slovenia         | 27,225,502 |
| 41 | Greece           | 25,455,248 |
| 42 | Mauritius        | 25,045,639 |
| 43 | Poland           | 23,637,624 |
| 44 | Hungary          | 23,499,282 |
| 45 | Luxembourg       | 19,413,982 |
| 46 | Portugal         | 16,349,020 |
| 47 | Lebanon          | 14,818,194 |
| 48 | Australia        | 12,655,879 |

|    |                                       |            |
|----|---------------------------------------|------------|
| 49 | Ecuador                               | 12,539,958 |
| 50 | Viet Nam                              | 11,499,766 |
| 51 | Lithuania                             | 9,873,733  |
| 52 | Romania                               | 8,594,252  |
| 53 | Bulgaria                              | 6,045,790  |
| 54 | Russian Federation                    | 5,822,500  |
| 55 | Pakistan                              | 4,944,608  |
| 56 | Uruguay                               | 4,919,040  |
| 57 | Finland                               | 4,137,177  |
| 58 | Qatar                                 | 3,856,046  |
| 59 | Malaysia                              | 3,264,841  |
| 60 | Marshall Islands                      | 2,426,460  |
| 61 | Korea, North                          | 2,423,380  |
| 62 | Serbia                                | 1,795,969  |
| 63 | Botswana                              | 1,651,500  |
| 64 | South Africa                          | 1,538,918  |
| 65 | Argentina                             | 1,454,424  |
| 66 | Former Yugoslav Republic of Macedonia | 1,340,898  |
| 67 | Croatia                               | 1,273,989  |
| 68 | Georgia                               | 1,207,125  |
| 69 | Bosnia and Herzegovina                | 1,192,094  |
| 70 | Taiwan                                | 1,179,915  |
| 71 | Panama                                | 1,166,372  |
| 72 | Europe                                | 1,115,039  |
| 73 | Liechtenstein                         | 1,070,493  |
| 74 | Andorra                               | 970,084    |
| 75 | Nigeria                               | 799,353    |



|     |                      |         |
|-----|----------------------|---------|
| 76  | Europe               | 732,274 |
| 77  | Kenya                | 716,977 |
| 78  | Albania              | 593,539 |
| 79  | Colombia             | 582,768 |
| 80  | Bangladesh           | 558,651 |
| 81  | Monaco               | 508,516 |
| 82  | Czech Republic       | 451,451 |
| 83  | Laos                 | 407,600 |
| 84  | Niger                | 315,000 |
| 85  | Sant Marino          | 310,355 |
| 86  | Estonia              | 238,026 |
| 87  | Mongolia             | 232,980 |
| 88  | Iraq                 | 210,004 |
| 89  | Tanzania             | 201,593 |
| 90  | Kuwait               | 152,240 |
| 91  | Turkmenistan         | 125,250 |
| 92  | Gabon                | 110,063 |
| 93  | Saint Helena         | 100,000 |
| 94  | Uzbekistan           | 89,280  |
| 95  | Sierra Leone         | 65,928  |
| 96  | Azerbaijan           | 56,194  |
| 97  | American Samoa       | 54,939  |
| 98  | Latvia               | 43,752  |
| 99  | Moldova              | 40,933  |
| 100 | Chile                | 26,339  |
| 101 | Netherlands Antilles | 15,819  |
| 102 | Kazakhstan           | 4,400   |