

Central Bank of Libya

Commercial Banks' Uses of Foreign Exchange

During (1/1 - to 31/10/2025)



Research and Statistics Department

Foreign Exchange Expenditures' Movement Analysis

From 1/1 – to 31 /10/2025

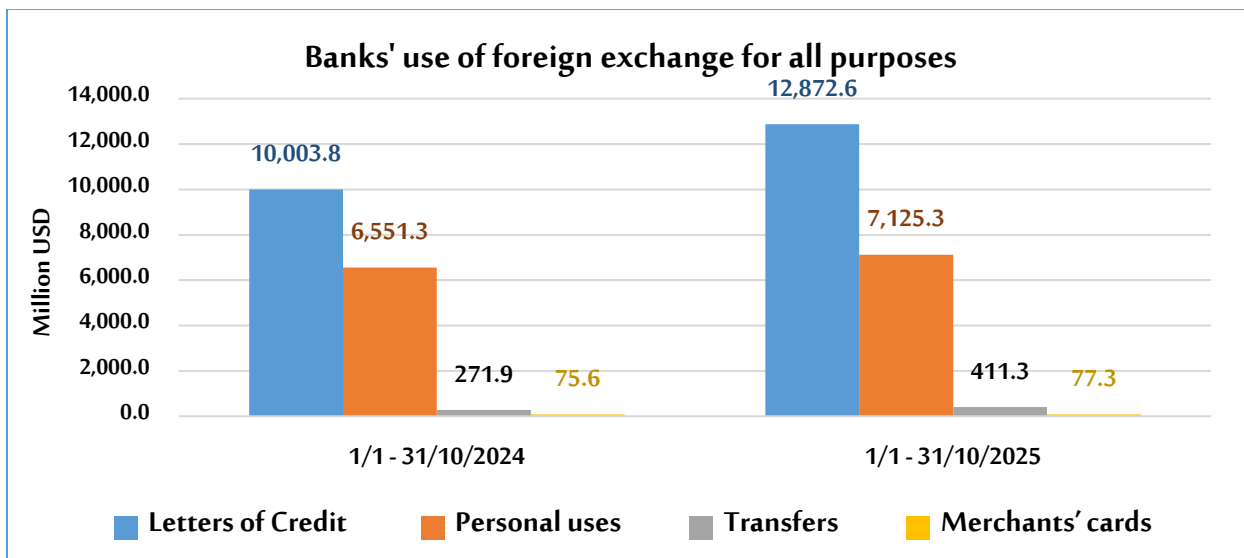
The total uses of foreign exchange by banks from 1/1 – to 31/10/2025 recorded to about \$20,486,564,812 compared to \$16,902,634,403 during the same period of 2024, which is an increase of about \$3,583,930,409 with a rate of 21.2%.

The letters of credit accounted for 62.8% of total bank uses of foreign exchange, personal purposes accounted for 34.8% of total bank uses of foreign exchange, while transfers accounted for only 2.4% of total uses.

The actual banks' uses of foreign exchange for all purposes

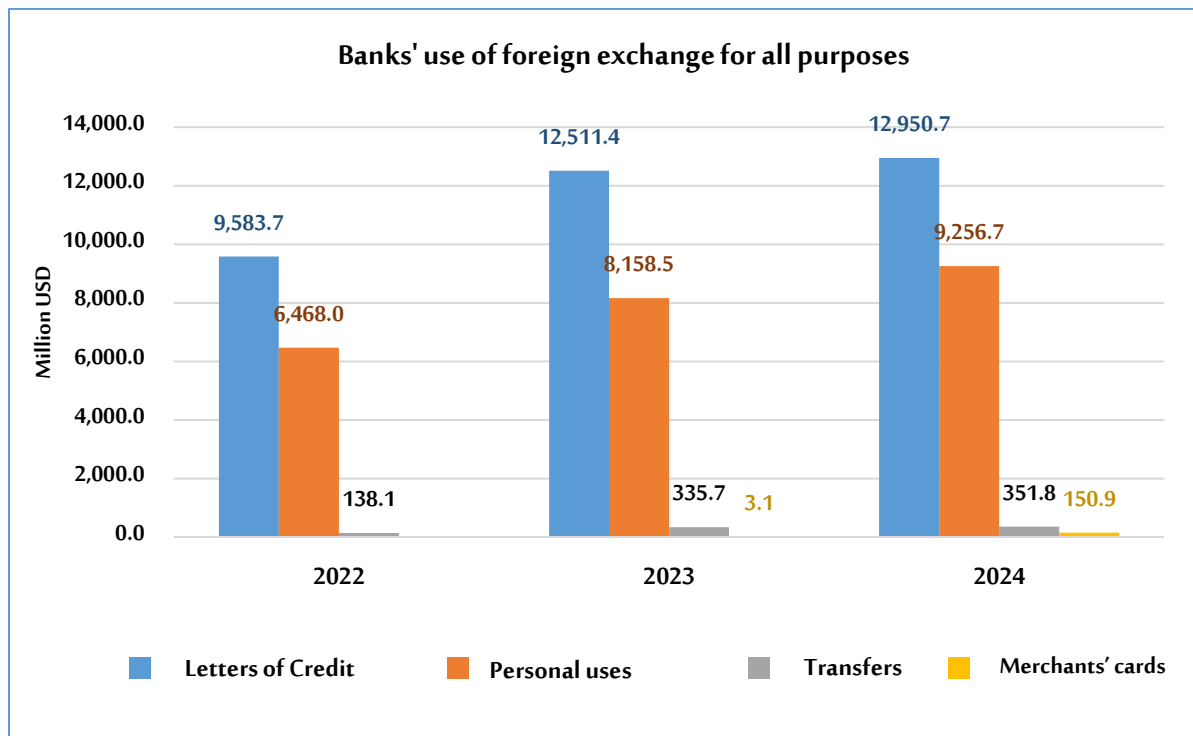
" in USD "

Item	From 1/1 to 31/10 2024	From 1/1 to 31/10 2025	Change in value	Percentage change
Letters of Credit	10,003,826,558	12,872,647,675	2,868,821,117	28.7
Transfers	271,881,331	411,280,046	139,398,715	51.3
Personal uses	6,551,284,000	7,125,344,516	574,060,516	8.8
Merchants' cards	75,642,514	77,292,576	1,650,062	2.2
Total	16,902,634,403	20,486,564,812	3,583,930,409	21.2





The following is a graph showing the actual uses of foreign currency by banks during the last three year (2022 – 2024):





Amounts sold to banks in foreign exchange for all purposes:

In the context of monitoring the performance of banks operating in the local market with regard to the use of foreign currency, the table below shows the distribution of foreign currency sold by commercial banks during the period 1/1 – to 31/10/2025. **According** to the table below, it is clear that [Aman Bank for Trade and Investment](#) was the most bank purchased foreign exchange from 1/1 – to 31/10/2025 with a market share of 16.2%, as the total amounts of foreign exchange purchased was about \$3,314,485,087, followed by [National Commercial Bank](#) with a market share of 11.7%, as the total amounts of foreign exchange purchased was about \$2,389,146,410, then [Wahda Bank](#) was in the third place with a value of \$1,927,470,747, then [Jumhouria Bank](#) was in the fourth place with a value of \$1,927,470,747. Then [Nuran Bank](#) was ranked in fifth place with a value of \$1,188,032,899, then [United Bank for Trade and Commerce](#) was in sixth place with a value of \$1,109,658,136. Then [Nuran Bank](#) was ranked in sixth place with a value of \$1,054,661,265.

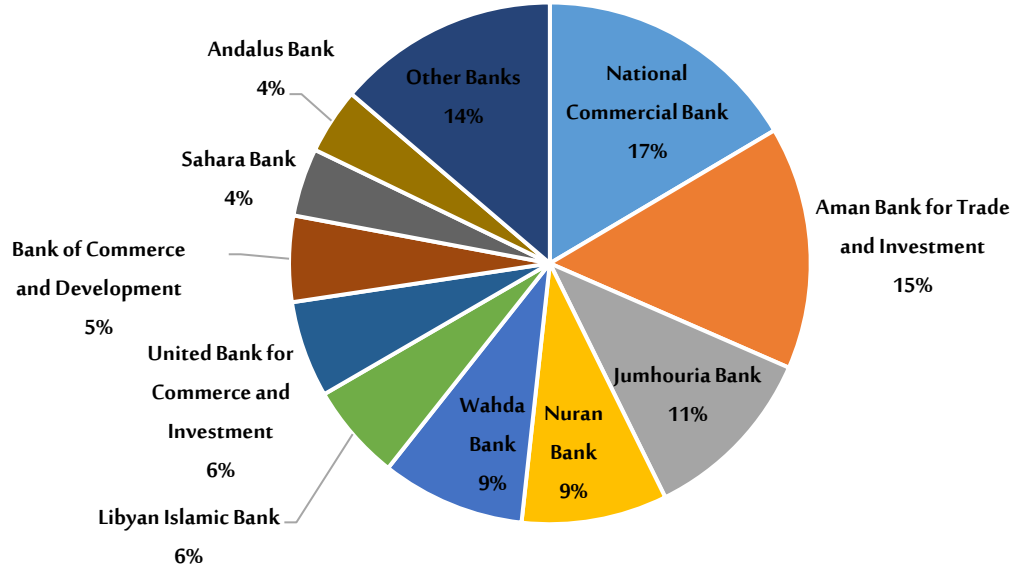
The following banks come in terms of relative importance in order: [North Africa Bank, Trade and Investment Bank, Assaray Bank, Libyan Islamic Bank, Sahara Bank, and Andalus Bank](#), as shown in the table below, which also contains the order in which banks were in the same period of 2024.

Ranking of banks according to the total amounts sold of foreign exchange.

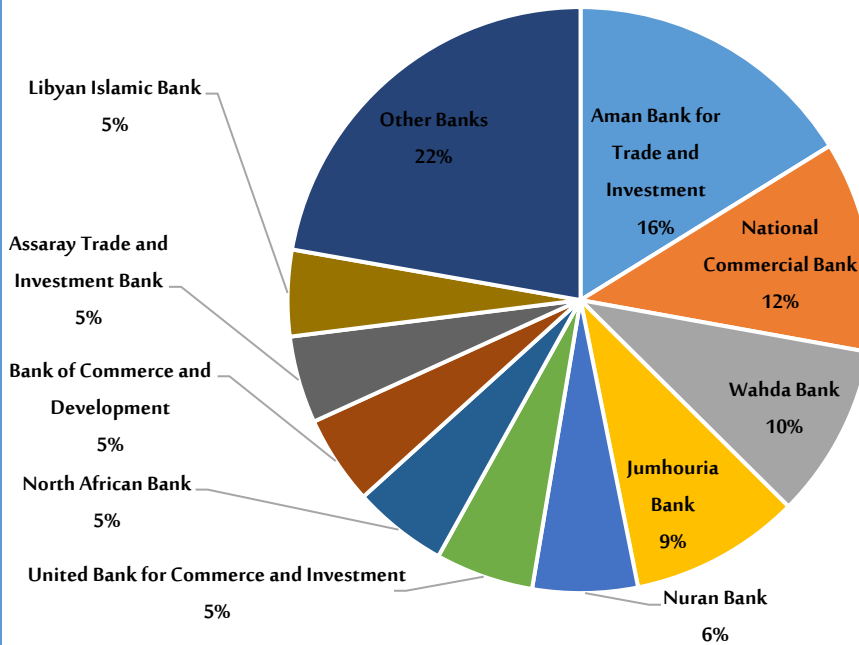
Bank	From 1/1 to 31/10 2024			From 1/1 to 31/10 2025		
	Order	Value in USD	Market Share	Order	Value in USD	Market Share
Aman Bank for Trade and Investment	2	2,545,406,253	15.1%	1	3,314,485,087	16.2%
National Commercial Bank	1	2,787,199,380	16.5%	2	2,389,146,410	11.7%
Wahda Bank	5	1,505,763,212	8.9%	3	1,967,102,183	9.6%
Jumhouria Bank	3	1,885,744,872	11.2%	4	1,927,470,747	9.4%
Nuran Bank	4	1,526,423,718	9.0%	5	1,188,032,899	5.8%
United Bank for Commerce and Investment	7	1,010,740,928	6.0%	6	1,109,658,136	5.4%
North African Bank	11	625,202,917	3.7%	7	1,069,956,692	5.2%
Bank of Commerce and Development	8	901,231,062	5.3%	8	1,005,493,934	4.9%
Assaray Trade and Investment Bank	12	531,255,982	3.1%	9	985,185,370	4.8%
Libyan Islamic Bank	6	1,012,605,887	6.0%	10	975,409,591	4.8%
Sahara Bank	9	712,917,079	4.2%	11	892,100,279	4.36%
Andalus Bank	10	690,210,987	4.1%	12	652,477,288	3.2%
Yaqeen Bank	17	100,040,898	0.6%	13	638,681,887	3.1%
Libyan Foreign Bank	14	162,717,457	1.0%	14	488,314,847	2.4%
First Gulf Libyan Bank	13	494,418,548	2.9%	15	462,595,408	2.3%
Tadhamon Bank	16	134,738,807	0.8%	16	421,135,517	2.1%
Mediterranean Bank	18	98,671,168	0.6%	17	288,790,882	1.4%
Alwaha Bank	15	141,369,717	0.8%	18	225,677,084	1.1%
National Union Bank	21	36,000	0.0%	19	192,936,272	0.9%
Arab Investment Islamic Bank	20	7,704,223	0.0%	20	185,839,583	0.9%
Alwafa Bank	19	28,235,306	0.2%	21	95,580,872	0.5%
Islamic Finance Bank	-	-	-	22	10,493,847	0.1%
Total	-	16,902,634,403	% 100.0	-	20,476,070,965	% 100.0



Relative importance by bank for foreign currency uses
From January to October 2024



Relative importance by bank for foreign currency uses
From January to October 2025





Amounts sold to banks in foreign currency (according to the purpose)

“In Millions of USD”

Order	Bank	Letters of Credit		Miscellaneous Transfers		Personal Purposes		Merchants' cards	
		From 1/1 to 31/10 2024	From 1/1 to 31/10 2025	From 1/1 to 31/10 2024	From 1/1 to 31/10 2025	From 1/1 to 31/10 2024	From 1/1 to 31/10 2025	From 1/1 to 31/10 2024	From 1/1 to 31/10 2025
-1	Aman Bank for Trade and Investment	862,198,226	1,058,669,965	1,866,634	6,295,622	1,643,248,900	2,209,340,500	38,092,493	40,179,000
-2	National Commercial Bank	1,685,776,642	1,403,682,653	2,434,137	968,057	1,077,938,600	981,395,700	21,050,000	3,100,000
-3	Wahda Bank	782,506,193	1,345,676,649	9,785,220	119,545,133	713,471,800	501,880,400	0	0
-4	Jumhouria Bank	1,209,513,321	1,353,344,459	6,454,751	1,224,588	669,776,800	572,901,700	0	0
-5	Nuran Bank	1,233,775,022	858,691,131	21,603,096	4,751,292	261,716,100	310,203,100	9,329,500	14,387,376
-6	United Bank for Commerce and Investment	535,427,328	610,274,336	0	0	475,133,600	495,983,800	180,000	3,400,000
-7	North African Bank	363,622,549	713,274,159	28,250,269	14,744,533	232,512,600	338,868,000	817,500	3,070,000
-8	Bank of Commerce and Development	347,880,898	485,885,641	66,811,664	51,337,993	485,688,500	467,462,300	850,000	808,000
-9	Assaray Trade and Investment Bank	447,427,045	901,610,398	5,969,716	18,582,871	73,361,200	61,406,600	4,498,021	3,585,500
-10	Libyan Islamic Bank	709,283,527	709,761,405	15,602,861	3,489,444	287,719,500	258,724,541	0	3,434,200
-11	Sahara Bank	394,240,567	577,289,085	14,270,312	35,429,094	304,406,200	279,032,100	0	350,000
-12	Andalus Bank	589,958,918	531,111,343	13,901,269	4,040,145	86,350,800	117,325,800	0	0
-13	Yaqeen Bank	761,602	408,808,473	17,497	12,712,038	98,936,800	215,192,875	325,000	1,968,500
-14	Libyan Foreign Bank	106,614,625	366,942,576	55,501,332	121,372,270	601,500	0	0	0
-15	First Gulf Libyan Bank	469,471,726	453,466,021	23,903,722	8,555,487	1,043,100	573,900	0	0
-16	Tadhamon Bank	111,794,807.070	357,458,317	2,060,800	0	20,883,200	63,677,200	0	0
-17	Mediterranean Bank	76,981,660	125,073,416	747,807	5,473,566	20,441,700	155,233,900	500,000	3,010,000
-18	Alwaha Bank	52,759,573	139,678,319	1,977,244	20,565	86,632,900	85,978,200	0	0
-19	National Union Bank	0	191,770,772	0	0	36,000	1,165,500	0	0
-20	Arab Investment Islamic Bank	6,981,222	182,980,938	723,001	2,737,345	0	121,300	0	0
-21	Alwafa Bank	16,851,106	86,703,772	0	0	11,384,200	8,877,100	0	0
-22	Islamic Finance Bank	0	10,493,847	0	0	0	0	0	0
	Total Grand	10,003,826,558	12,872,647,675	271,881,331	411,280,045	6,551,284,000	7,125,344,516	75,642,514	77,292,576

Accepted banks' requests to cover Letters of Credit and transfers, except for personal purposes, from 1/1 – to 31/10/2025:

As part of monitoring the movement of foreign exchange demand through commercial banks, the number of beneficiaries (companies, factories, public and other entities, and foreign individual salaries) whose applications for letters of credit and various transfers (excluding personal purposes) were accepted during the period from 1/1 – to 31/10/2025, reached approximately 2,728 entities, with a total of 14,547 applications accepted.

Letters of credit accounted for the largest share of applications, totaling 12,528, representing 86.1% of the total accepted applications, as shown in the following tables:

Number of accepted applications for foreign exchange purchase - by sectors

Sectors	Number of companies, factories, or entities
Private Sector	2,608
Public Sector	44
Miscellaneous Entities	76
Total	2,728

Number of accepted applications for foreign exchange purchases by type of transfer

Transfer type	Number of requests			Total	Relative Importance %
	Private Sector	Public Sector	Banking Sector		
Letters of Credit	12,301	218	9	12,528	86.12%
Airlines Transfers	1,306	46	32	1,384	9.51%
Commercial Transfers	86	188	8	282	1.94%
Other Transfers	20	77	66	163	1.12%
Insurance Transfers	39	78	0	117	0.80%
Salary Transfers	0	0	59	59	0.41%
Industrial Transfers	6	0	0	6	0.04%
Gold Import Transfer	8	0	0	8	0.05%
Total	13,766	607	174	14,547	100.0%

Major purchase orders for goods or services

During the period (1/1 – 31/10/2025)

"Descending order "

Order.	Good or Service	Value in USD	Relative Importance %
1	Production and Operation Supplies	3,176,662,340	%22.3
2	Miscellaneous Food Commodities	2,905,625,950	%19.1
3	Building Materials and Construction Supplies	1,273,508,274	%10.0
4	Machinery and Equipment	833,285,753	%8.5
5	Transportation, tires, batteries and spare parts	792,499,249	%5.4
6	Electronic Equipment	698,024,012	%4.6
7	Feeds	567,189,500	%4.5
8	Human Medicines	471,158,281	%3.8
9	Agricultural	438,331,368	%2.9
10	Live and frozen meat	346,651,726	%2.3

Banks' requests for letters of credit and transfers

(By most important beneficiary countries)

An analysis of the distribution of foreign exchange purchase requests submitted by the private sector through commercial banks revealed that 90 countries around the world benefited from these requests. The table below shows that 28.0% of total bank transfers covering letters of credit and various transfers during the period (1/1 - until 31/10/2025), were directed to the United Arab Emirates, which topped the list of beneficiary countries. Türkiye came in second with 23.3%, followed by Egypt with 10.6%, and China with 4.6%.

The following table lists the top ten countries benefiting from private sector foreign exchange requests during the period indicated.

Banks' requests for letters of credit and transfers (according to the most important beneficiary countries)

During (1/1 – 31/10/2025)

Order.	Beneficiary Country	Value in USD	Relative Importance %
1	United Arab Emirates	3,818,865,169	28.0%
2	Türkiye	3,177,006,493	23.3%
3	Egypt	1,445,662,337	10.6%
4	China	623,296,511	4.6%
5	Switzerland	596,288,161	4.4%
6	United Kingdom	493,021,693	3.6%
7	Italy	398,214,489	2.9%
8	Tunisia	394,135,972	2.9%
9	Spain	239,854,215	1.8%
10	Thailand	175,735,715	1.3%

Banks' requests for letters of credit and transfers

(According to the most important countries of origin of goods or services)

The table below shows the values of banks' foreign exchange orders by country of origin of goods or services during the period (1/1 - 31/10/2025). The goods and services of Turkish origin ranked first and accounted for 26.6% of the total accepted purchase orders, imports of goods and services of Chinese origin were second attributed to 14.1% of the total. While, goods and services of Egyptian origin ranked third and accounted for 11.6%, and goods and services of Indian origin represented 6.0% and Russian origin accounted 5.0% of the total. The following table lists the top ten countries out of 107 countries worldwide that were the origin of the goods or services covered by foreign currency purchase requests during the specified period.



Banks' requests for letters of credit and transfers

(According to the most important countries of origin of goods or services)

During (1/1 – 31/10/2025)

Order.	Country of origins	Value in USD	Relative Importance %
1	Türkiye	3,630,721,382	26.6%
2	China	1,914,879,896	14.1%
3	Egypt	1,577,983,664	11.6%
4	India	820,064,474	6.0%
5	Russian Federation	686,906,173	5.0%
6	Italy	454,179,755	3.3%
7	Brazil	374,888,254	2.8%
8	Tunisia	335,121,472	2.5%
9	United Arab Emirates	329,028,209	2.4%
10	Ukraine	284,967,419	2.1%



Appendices

Accepted Coverage Requests
According to Country of Origin - Private Sector
During (01/01 - 31/10/2025)

"Descending order"

Order.	Country of origins	Value in USD
1	Waad allibya for Manufacturing Cement and Building Materials	177,045,000
2	Toyota Libya for Trading Cars, Spare Parts, Import and Export	139,696,950
3	Aljoda alalamia alawla for Manufacturing Feed, Flour Mills, and Food Industries	121,411,045
4	Allibya almotaheda for Beverage Packaging	119,299,758
5	Berniq Aviation	112,892,070
6	Alnaseem for Food Industries	112,428,730
7	Wadi Alkof for Mills, Feed, and Rice Mills	106,715,123
8	Africa for Beverage Packaging	101,774,941
9	Alemtiaz Majmout for Importing Various Means of Transport and Accessories	91,396,335
10	Basmaty for Food Industries	89,764,464
11	Aljibal for Feed Manufacturing	87,487,208
12	Alwisam alzahabi for Flour Manufacturing and Rice Mills	80,558,076
13	Alasemant allibya for Manufacturing Building Materials	79,828,566
14	Aldeka alzahabiya for Food Industries	78,041,556
15	Aali Sidra for Manufacturing Building Materials	77,736,410
16	Almoheet for Oil Refining	75,110,000
17	Nabd alatlas for Importing Foodstuffs, Livestock, and Meat	73,808,515
18	Bashaer alzahra for Manufacturing Foodstuffs and Soft Drinks	73,134,603
19	Almaher aldawli for Mills and Feed	68,015,433
20	Alsindan almotalq for Manufacturing Foodstuffs and Soft Drinks	67,405,481
21	Solb Libya almutahida for Manufacturing Iron and Steel	67,234,066
22	Aljade for Importing Foodstuffs	63,660,483
23	Savana alalamia for Feed Manufacturing	63,159,500
24	Alsharq allibi for Mills, Feed, and Rice Mills	60,978,800
25	Qurtoba for Mills and Feed	60,469,321
26	Alzarka aldawliya for Food Industries	56,103,838
27	Alshorouk alalami for Food Industries	53,766,271
28	Ghalia for Importing and Distributing Foodstuffs	53,561,617

29	Almasboubat for Manufacturing Building Materials	52,927,681
30	Drob Libya for Importing Means of Transport and Accessories	52,099,706
31	Fardas for Manufacturing Pasta and Couscous	51,306,212
32	Alshams alsatea for Food Industries	51,210,816
33	Almarwa Majmout for Mills, Feed, and Rice Mills	50,449,125
34	Altasameem alraeda for Manufacturing Building Materials	47,909,161
35	Almotahida alarabia for Manufacturing Cleaning Materials	46,464,100
36	Ghda alnile for Importing Foodstuffs, Vegetables, Fresh Fruits, and Livestock	46,193,031
37	Basmat aljoda for Importing Foodstuffs, Livestock, and Meat	46,186,925
38	Tripoli alkobra for Manufacturing, Filling, and Packaging Tomato and Food Products	45,843,300
39	Aljade for Food Industries	44,876,400
40	Jodi for Food Industries	44,522,288
41	Almotakhas alhadith for Manufacturing Foodstuffs and Soft Drinks	41,838,950
42	Aldrob for Manufacturing Bitumen and Insulation Materials	41,755,150
43	Alraiha for Food Industries	41,718,278
44	Alsad aljadeed for Feed Manufacturing and Derivatives	41,370,437
45	Marmara alandalus for Importing Building and Sanitary Materials	40,664,070
46	Althamarat allibya for Importing Foodstuffs	40,419,548
47	Almedad for Importing Building Materials	39,879,319
48	Aali alandalus for Food Industries	39,302,079
49	Alfa for Importing Medicines, Equipment, Medical Supplies, and Mother & Child Needs	39,021,415
50	Albareqa albaida for Oil Services	37,974,000
51	Alnaeim for Mills, Feed, and Grains	37,328,125
52	Tareeq alqara for Importing Foodstuffs	37,303,683
53	Oya alduwliya Aviation Co. Ltd.	36,720,787
54	Almarai alkhusba for Mills, Feed, and Rice Mills	35,768,500
55	Rayan for Mills and Feed	35,767,446
56	Altawoon Factory for Feed Manufacturing	35,653,500
57	Almohandes for Plastic and Metal Works Industries	35,432,155
58	Alfakhama Majmout for Metal Smelting and Forming	34,609,328
59	Alsawahil alzahabiya for Importing Foodstuffs	34,531,205
60	Atyaf alkhair for Mills and Feed	34,484,703
61	Qartaj for Food Industries	34,151,309

62	Tayseer aldawaeya for Importing Medical Equipment, Medicines, and Supplies for Mother & Child	34,149,978
63	Tamar Hend for Importing Cars and Spare Parts	33,914,631
64	Alhaj Anwar for Importing Foodstuffs, Livestock, and Meat	33,431,996
65	Alslam for Food Industries	33,248,000
66	Alnajah alraeda for Engineering Industries	33,063,355
67	Badia alsahra for Importing Means of Transport and Accessories	33,019,725
68	Alshot aljadeed for Importing Tobacco, Cigarettes, and Accessories	32,879,400
69	Alraedon Majmout for Manufacturing Building Materials	32,692,919
70	Samaa allibya for Importing Foodstuffs, Livestock, and Meat	32,655,780
71	Almawashi alhaya Majmout for Importing Foodstuffs, Livestock, and Meat	32,543,100
72	Almira for Food Industries	32,324,425
73	Dunia Libya for Food Industries	32,180,000
74	Atlas alfanya for Food Industries	32,040,377
75	Alnasia alithadiya for Importing Foodstuffs, Livestock, and Meat	31,935,535
76	Adwaa Africa for Importing Foodstuffs, Livestock, and Meat	31,651,027
77	Jenan alkhair almutamiza for Manufacturing Building Materials and Accessories	31,603,467
78	Alnafitha alsihiya for Importing Medical Equipment and Supplies	30,956,370
79	Alimtiyaz Majmout for Importing Agricultural Machinery and Supplies	30,710,363
80	Asr albenaa aldawli for Importing Building Materials and Accessories	30,393,360
81	Almotawaset for Feed Manufacturing	29,832,500
82	Yaqeen aljadeeda for Manufacturing Building Materials	29,568,626
83	Ajniha allibya Aviation Joint-Stock Co.	29,347,861
84	Dar Qurtoba for Importing Medical Equipment, Medicines, and Mother & Child Supplies Ltd.	28,999,590
85	Tajoura alhaya for Food Industries	28,991,986
86	Hadrian for Importing Foodstuffs Ltd.	28,636,907
87	Alzumurda aldawliya for Food Industries, Mills, and Rice Mills	28,581,876
88	Qasrein Aldawa for Importing Medical Equipment and Medicines	28,547,634
89	Almthaq altayeb for Importing Foodstuffs, Livestock, and Meat	28,447,600
90	Albodoor alawla for Feed Manufacturing and Derivatives	28,310,136
91	Albilsan for Manufacturing Medical Supplies	28,164,850
92	Alandalus for Manufacturing Pesticides	27,951,200
93	Alturab allibi for Importing Foodstuffs and Livestock	27,592,515

94	Albyan Complex for Manufacturing Building Materials, Petrochemicals, and Chemicals	27,576,305
95	Alnoqat aljadeeda for Importing Agricultural Machinery, Equipment, and Spare Parts	26,135,301
96	Alittihad alarabi for Feed Manufacturing and Grain Milling	26,038,257
97	Alwessal allibya for Mills and Feed	25,752,744
98	Alfakhama alzahabiya for Flour Mills and Feed Manufacturing	25,697,607
99	SAS for Manufacturing Building Materials, Paints, Plastics, and Raw Materials	25,574,290
100	Alamana for Importing Medical Equipment, Medicines, and Mother & Child Supplies	25,388,370
101	Almashareq almutamiza for Manufacturing Raw Materials	24,944,400
102	Almisk alabyad for Importing Foodstuffs, Livestock, and Meat	24,941,910
103	Almaamoura for Food Industries, Mills, and Feed	24,940,050
104	Alraseef alfakher for Manufacturing Building Materials	24,667,285
105	Global for Manufacturing Building Materials, Paints, and Putties	24,608,500
106	Adwaa alqarabolli for Flour Mills	24,464,465
107	Almotahida allibya for Manufacturing Soap and Cleaning Materials	24,399,635
108	Alsomood for Importing Household Items Ltd.	24,286,913
109	Super for Manufacturing Building Materials, Paints, Plastics, and Raw Materials	24,069,136
110	Sada alimtiarz for Importing Foodstuffs, Livestock, and Meat	23,874,387
111	Alramal alawla for Feed Manufacturing and Derivatives	23,582,531
112	Omega for Chemical and Packaging Industries	23,274,625
113	Ard alataa for Food Industries	23,124,038
114	Ajawed for Importing Agricultural Machinery and Spare Parts	23,110,735
115	Alkhalij alafriki for Importing Heavy Machinery and Spare Parts	23,107,399
116	Tiba alalamia for Manufacturing Adhesive Materials for Ceramic, Porcelain, Marble, and Granite	23,072,450
117	Almajd alalamia for Manufacturing Detergents, Disinfectants, and Descaling Agents	22,775,500
118	Alaqlemiya aljadeeda for Importing Raw Materials	22,634,064
119	Asas albarmaja for Software Manufacturing	22,578,470
120	Almotahida aljadeeda for Importing Tobacco, Cigarettes, and Accessories	22,521,378
121	Alandalus for Filling and Packaging Vegetable Oils	22,501,536
122	Alnajm alsaed for Importing Heavy Machinery, Equipment, and Spare Parts	22,402,630
123	Alsad for Mills, Feed, and Pasta	22,400,440
124	Nepton for Manufacturing Paints and Putties	22,173,947
125	Altaef for Importing Foodstuffs	21,739,267

126	Alrafiq alamthal for Manufacturing Building Materials	21,601,335
127	Alshorouk allibya for Mills and Feed	21,564,538
128	Zad almutawaset for Importing Household Items, Electrical Appliances, and Other Equipment	20,925,502
129	Alsahil for Importing Livestock and Meat	20,924,563
130	Altanmia alhaditha for Iron Industries	20,620,879
131	Alquds for Manufacturing Plastic Tanks and Pipes	20,606,700
132	Bab almetana for Importing Building Materials	20,569,490
133	Alferdaws alkhadra for Importing Tractors, Agricultural Machinery, Equipment, and Materials	20,557,273
134	Borg alreef for Importing Raw Materials	20,465,700
135	Rama for Mills and Feed	20,455,201
136	Aberat albehar for Importing Tobacco, Cigarettes, and Accessories	20,440,200
137	Sama Libya for Feed Manufacturing	20,120,715
138	Alameen for Manufacturing Cleaning Materials	20,099,050
139	Almadain for Manufacturing PVC Products	20,043,226
140	Albonyan for Metal Smelting and Rolling	19,990,270
141	Alkhalijiya Factory for Manufacturing Water and Oil Supplies	19,980,454
142	Osool alteknologia for Manufacturing Electronic and Electrical Devices	19,947,400
143	Sama almutawaset Aviation	19,884,066
144	Gargar for Agricultural and Livestock Investment	19,784,000
145	Alqala alzahabiya for Food Industries	19,735,966
146	Alomara alraqia for Manufacturing Building Materials	19,697,050
147	Alnawras for Feed, Mills, and Rice Mills	19,682,288
148	Alelemya for Importing Medicines, Medical Preparations, and Mother & Child Supplies	19,610,871
149	Allibya Majmout for Oil and Energy Services	19,581,000
150	Almazareh Majmout for Importing Agricultural Machinery	19,514,301
151	Lamsat alhaya for Importing Medical Equipment, Medicines, and Mother & Child Supplies	19,390,152
152	Aseel for Manufacturing Baby Diapers and Paper Tissues	19,384,303
153	Sanao alduwliya for Importing Foodstuffs	19,259,180
154	Sajima for Manufacturing Building Materials, Paints, Plastics, and Raw Materials	19,252,550
155	Mafazat Shamal Africa for Importing Cars, Spare Parts, Oils, and Accessories	19,250,745
156	Alsaehat albaida for Manufacturing Building Materials	19,222,000

157	Altadafok for Importing Medical Equipment and Mother & Child Supplies	19,171,933
158	Adri for Importing Means of Transport and Accessories	19,136,343
159	Alfolaz for Manufacturing Aluminum of All Types	19,001,840
160	Zahret alghida for Importing Foodstuffs, Vegetables, Fruits, and Livestock	18,796,421
161	Chefchaouen for Importing Raw Materials	18,791,054
162	Areen alawla for Importing Foodstuffs, Livestock, and Meat	18,784,553
163	Rokaz Libya for Manufacturing Building Materials, Production Supplies, and Paints	18,643,024
164	Albaraka alalamia for Importing Foodstuffs, Livestock, and Meat	18,622,019
165	Rajaheh alduwliya for Importing Heavy Machinery, Equipment, and Factory Supplies	18,585,600
166	Royal for Chemical and Raw Material Industries	18,583,350
167	Alkot aljadeed for Importing Heavy Machinery, Equipment, and Factory Supplies	18,542,506
168	Alofoq for Importing Mother & Child Supplies	18,515,508
169	Atheel for Feed and Flour Mills	18,498,825
170	Alsafez alraqi for Importing Household Items, Electrical Appliances, and Accessories	18,446,704
171	Alqonsol almotalq for Manufacturing Cleaning Materials and Complements	18,382,199
172	Alrowad alalamia for Importing Means of Transport and Accessories	18,348,720
173	Aldeka alduwliya for Manufacturing PVC and Derivatives	18,321,956
174	Alibdaa for Manufacturing Detergents, Soap, and Supplies	18,263,550
175	Sana alalamia for Importing Electronic and Electrical Devices, Accessories, and Spare Parts	18,214,714
176	Almajd for Importing Cranes, Machinery, and Heavy Equipment	18,203,868
177	Altawasol alfareed for Importing Electrical Appliances and Household Items	18,172,605
178	Aqar almutamyez for Manufacturing Aluminum	18,103,611
179	Ard alsahel for Importing Heavy Machinery, Equipment, Factory, and Workshop Supplies	18,096,767
180	Teknologia for Manufacturing Building Materials, Paints, Plastics, and Raw Materials	18,074,650
181	Alaghzia almutahida for Importing Foodstuffs	17,940,000
182	Alotroj for Importing Electronic and Electrical Devices	17,807,827
183	Adwaa alnezak for Importing Electronic Devices, Accessories, and Spare Parts	17,788,373
184	Beta Factory for Manufacturing Cleaning Materials	17,779,510
185	Albenaa alteqni for Importing Building and Sanitary Materials and Accessories	17,628,700
186	Alwataniya for Plastic Industries and Packaging Materials	17,595,732

187	Mersin for Importing Household and Electrical Items	17,452,296
188	Ain Ashmaro for Importing Foodstuffs	17,374,485
189	Sanad aleamar for Importing Building and Sanitary Materials	17,348,976
190	Alduwliya for Manufacturing Building Materials, Paints, and Plastics	17,269,700
191	Emar aldeka for Manufacturing Aluminum and PVC	17,217,979
192	Alwahaat almutajaddeda for Importing Foodstuffs	17,168,485
193	Almadina alhadidiya for Importing Building Materials	17,150,390
194	Alsakia almutahida for Importing Raw Materials	17,125,944
195	Alkhairat alalamia for Importing Means of Transport and Accessories	17,115,717
196	Almazraa alduwliya for Importing Foodstuffs	17,033,754
197	Maysan for Food Industries	16,947,681
198	Anam Libya for Importing Feed and Supplements	16,899,750
199	Panorama Libya for Feed Manufacturing	16,827,676
200	Alayadi alnaqiya for Iron Industries	16,788,175
201	Alrowad Majmout for Metal Smelting and Forming	16,670,731
202	Madraj alkhairat for Food Industries	16,661,260
203	Maysan for Plastic and Polymer Industries	16,595,563
204	Delta alkhair for Food Industries	16,554,300
205	Albadia aleareqa for Manufacturing Building Materials	16,517,690
206	Almaysam for Importing Cars and Spare Parts	16,516,340
207	Alamal for Importing Means of Transport and Accessories	16,488,120
208	Alsanober for Manufacturing Aluminum of All Types	16,239,627
209	Almawsem for Food Industries and Rice Mills	15,998,600
210	Altoroq alhaditha for Manufacturing Asphalt and Insulation Materials	15,974,611
211	Albariq alawal for Manufacturing Building Materials, Fire Bricks, Cement, and Derivatives	15,898,000
212	Libka for Food Industries	15,886,000
213	Aali Tripoli for Importing Foodstuffs	15,776,625
214	Elm alaman for Importing Foodstuffs	15,576,282
215	Aletjah alsaheh for Importing Raw Materials	15,560,275
216	Noor alkanary for Egg Hatching and Poultry Breeding and Production	15,556,268
217	Alkader alduwliya for Petrochemical Industries	15,538,740
218	Alnajah Factory for Manufacturing Mesh Sheets	15,534,824
219	Ajwad almuahhrikat for Importing Cars	15,532,187

220	Rawasem Co. Ltd for Importing Cars and Spare Parts	15,531,525
221	Noor sama for Importing Medical Equipment and Supplies	15,425,823
222	Ajawed alalamia for Manufacturing PVC and Its Derivatives	15,385,935
223	Diar alsafwa for Cement Industries	15,337,585
224	Ewan alsharq for Food Industries	15,327,806
225	Ajyad Libya alawla for Importing Building and Sanitary Materials and Accessories	15,253,205
226	Alzahra allibya for Food Industries	15,245,000
227	Alqala for Wood Industries	15,078,491
228	Alrafie Factory for Wood Industries	15,029,519
229	Almotahdon alalamia for Manufacturing Plastic Pipes, Containers, and PVC	15,025,850
230	Afaq alghad for Wood Industries	15,015,113
231	Sluq for Poultry Breeding and Slaughtering	15,001,570
232	Jenan Factory for Plastic and Paper Industries	14,966,864
233	Almotawaset aljadeeda for Importing Raw Materials	14,942,172
234	Albait albaset for Importing Electrical Appliances	14,919,209
235	Gama Factory for Plastic Manufacturing	14,878,500
236	Platinum alawla for Importing Raw Materials	14,876,760
237	Matlaa alfajr for Importing Decoration Materials, Hardware, and Cleaning Products	14,840,796
238	Aldiyar almushriqa for Importing Electrical Devices, Phones, and Spare Parts	14,801,076
239	Lamar Benghazi for Plastic Manufacturing	14,789,946
240	Alalama alduwliya for Manufacturing Raw Materials	14,786,004
241	Bayan for Paper and Plastic Industries	14,730,489
242	Alahed alwafi for Manufacturing Building Materials	14,702,475
243	Almotahida allibya for Manufacturing Raw Materials	14,686,167
244	Albadia aleareqa for Food Industries	14,679,571
245	Almasdar almateen alawal for Manufacturing Kitchens	14,580,150
246	Aalam alfada alteqni for Importing Electronic and Electrical Devices and Accessories	14,551,426
247	Alnoor altyeb for Feed Manufacturing	14,525,245
248	Alameer allibya for Importing Foodstuffs, Livestock, and Meat	14,481,813
249	Dar altakhassos for Importing Electronic and Electrical Devices	14,464,230
250	Alnakhwa allibya for Importing Foodstuffs	14,346,210
251	Panorama almutawaset for Mills and Feed Co. Ltd	14,333,250
252	Venus for Oil Operations and Well Drilling Services	14,313,285

253	Reyada for Chemical and Raw Material Industries	14,300,000
254	Alrowad for Manufacturing Sponge and Mattresses	14,278,800
255	Asarya alzahabiya for Importing Foodstuffs	14,256,496
256	Althoq almutameyez for Food Industries	14,212,951
257	Alimti az aljadeeda for Importing Means of Transport and Accessories	14,207,960
258	Alrabee Factory for Feed Manufacturing	14,104,496
259	Alhosn almateen for Iron Industries	14,011,664
260	Itar alduwliya for Importing Decoration, Hardware, and Cleaning Materials	14,006,381
261	Alayadi albayda for Manufacturing PVC	13,949,783
262	Alqala alhaditha for Manufacturing Building Materials, Plastics, and Raw Materials	13,890,650
263	Almateen for Importing Foodstuffs	13,888,652
264	Aleomran for Importing Cars and Spare Parts	13,793,849
265	Bustan Libya for Importing Foodstuffs, Livestock, and Meat	13,774,068
266	Alorban for Importing Medical Equipment, Medicines, and Mother & Child Supplies	13,773,679
267	Taj Aviation	13,748,969
268	Alnahda alfnia for Manufacturing Chemical Additives and Solvents	13,745,190
269	Efrast for Food Industries	13,711,383
270	Alteqnia alkhadra for Importing Electrical and Nonelectrical Devices and Spare Parts	13,636,442
271	Altafoq alali for Importing Agricultural Supplies and Spare Parts	13,636,004
272	Almasdar alraqi for Food Industries	13,504,000
273	Allibya aljadeeda for Importing Cars and Spare Parts	13,393,254
274	Alqema Factory for Carton Manufacturing	13,384,750
275	Alroya almutajaddeda for General Contracting and Real Estate Investment	13,375,521
276	Delta alkhair for Importing Building and Sanitary Materials and Accessories	13,367,095
277	Alrawabi alzahabiya for Importing Building and Sanitary Materials	13,311,864
278	Almawsem for Aluminum and Derivatives Manufacturing	13,269,889
279	Masdar alnathafa for Manufacturing Cleaning Materials	13,239,750
280	Polyzan for Manufacturing Paints, Putties, and Chemicals	13,232,706
281	Alsahel almutakadem for Importing Foodstuffs	13,163,044
282	Altaqadom alduwliya for Importing Electrical and Nonelectrical Devices and Spare Parts	13,142,700
283	Alahram allibya for PVC Manufacturing	13,085,262
284	Alhulool almutakmela for Importing Medicines and Medical Equipment	13,068,968

285	Alzahra for Importing Foodstuffs	13,043,777
286	Alghazala allibya for Importing Foodstuffs, Livestock, and Meat	13,036,600
287	Altajadod for Manufacturing PVC	13,002,455
288	Alreef alalami for Manufacturing Raw Materials	12,904,344
289	Alwasl almunir for Importing Foodstuffs, Livestock, and Meat	12,738,310
290	Almaroj for Feed and Rice Mills Manufacturing	12,638,901
291	Alraed allibya for Importing Foodstuffs, Livestock, and Meat	12,591,600
292	Mesahat alamal for Aluminum Manufacturing	12,585,874
293	Alrabia alkhadra for Importing Foodstuffs	12,579,145
294	Almangla for Importing Foodstuffs	12,569,784
295	Aljidar allibya for Importing Means of Transport and Accessories Co. Ltd	12,534,912
296	Majmouat altawasol almutameez for Importing Raw Materials	12,526,680
297	Albariq alawal for Manufacturing Sponge and Medical Mattresses	12,470,450
298	Alrehab alawla for Manufacturing Diapers and Paper and Scented Tissues	12,443,150
299	Almustakshaf alduwliya for Oil Services	12,350,000
300	Mouda for Importing Foodstuffs, Livestock, and Meat	12,348,085
301	Ashab alnamaa for Importing Agricultural Seeds and Supplies	12,341,318
302	Alasima aljadeeda for Manufacturing Cleaning Materials	12,331,100
303	Alhadba for Feed Manufacturing	12,291,480
304	Alrafda for Petrochemical Industries	12,239,250
305	Alsada albia for Importing Medicines, Medical, and Pharmaceutical Equipment	12,202,633
306	Aldeka almutanahiya for Manufacturing Aluminum and PVC	12,100,212
307	Qimat altawasol for Importing Means of Transport, Agricultural Supplies, and Building Materials	12,047,867
308	Alfaid addaem for Importing Electrical Devices and Spare Parts	12,005,131
309	Ayadi alataa alduwliya for Importing Raw Materials Co. Ltd	11,972,275
310	Alresha alzahabiya for Importing Foodstuffs Co. Ltd	11,902,872
311	Altaj alareqa for Importing Electronic and Electrical Devices and Accessories	11,869,957
312	Alsahraa alduwliya for Food Industries	11,857,970
313	Alsaraya alraqia for Importing Foodstuffs, Vegetables, and Fresh Fruits	11,808,851
314	Liboplast for Manufacturing Caps, Lids, and Food Packaging Materials	11,777,393
315	Almalika allibya for Food Industries	11,762,350
316	Lahthat alsaada for Importing Foodstuffs	11,758,970
317	Dezain alhaditha for Importing Foodstuffs, Livestock, and Meat	11,739,153

318	Beida Libya for Importing Agricultural Machinery, Equipment, and Spare Parts	11,722,783
319	Alkhoyoul alzahabiya for Importing Building and Sanitary Materials and Accessories	11,718,963
320	Alkhibrat alduwaeya for Importing Medicines and Medical Equipment	11,678,574
321	Asasat almohandes for General Contracting	11,651,950
322	Safari for Importing Foodstuffs (Joint Stock Company)	11,630,015
323	Albastana for Feed and Grain Manufacturing	11,617,745
324	Alwated almateen for Plastic Industries	11,582,500
325	Alberneq alawal for Importing Medical Equipment and Mother & Child Supplies	11,526,606
326	Alnamaa aljadeed for Food Industries	11,514,060
327	Karam alkhair for Manufacturing Beverages and Juices	11,509,000
328	Alnajaah for Importing Building and Sanitary Materials and Accessories	11,502,358
329	Allamsa alakhira Factory for Furniture Manufacturing from Wood	11,493,879
330	Najmat alsahel for Importing Agricultural Machinery and Spare Parts	11,492,778
331	Altawasol almutameyez for Importing Medical Equipment and Supplies	11,481,831
332	Alsil Plast for Plastic Industries	11,476,576
333	Alkhebra for Maritime Agencies (subsidiary of Natco Holding)	11,461,403
334	Aldeka almutameyza for Importing Agricultural Machinery, Equipment, and Spare Parts	11,457,920
335	Alraed for Importing Clothes and Sports Shoes Co. Ltd	11,427,680
336	Almobtaker alhadith for Manufacturing PVC	11,316,114
337	Alqema alduwliya for Manufacturing Aluminum of All Types	11,288,895
338	Albadil aljadeed for Importing Means of Transport and Accessories	11,268,000
339	Altaleeaa aljadeeda for Feed Manufacturing Co. Ltd	11,214,500
340	Asasat alemara for Manufacturing Building Materials	11,213,330
341	Alremah for Importing Foodstuffs (Joint Stock Company)	11,154,023
342	Maqro for Importing Electrical, Nonelectrical, and Electronic Devices and Spare Parts	11,093,806
343	Zohour almadina for Manufacturing Carton and Plastics	11,082,768
344	Mafateeh alkhair for Importing Electrical and Electronic Devices and Spare Parts	11,079,000
345	Bab almadina for Manufacturing Kitchens and Accessories of All Kinds	11,078,332
346	Matajer for Importing Medical Equipment and Supplies	11,076,086
347	Alarabi almomayaz for Importing Electrical and Non-Electrical Devices and Materials and Their Spare Parts and Electronic Devices	11,070,887
348	Alitqan Mobile for Importing Electronics, Electrical Materials, and Spare Parts	11,051,800

349	Alsafi for Importing Electrical and Non-Electrical Devices and Materials, Spare Parts, and Electronic Devices	11,006,438
350	Wareed alhaya for Importing Electronic and Electrical Devices and Accessories	11,002,019
351	Alshakel almonaseb for Importing Raw Materials	10,988,000
352	Taj alwaqar for Importing Electrical and Non-Electrical Materials	10,946,139
353	Aqlam alsalam for Importing Electronic Devices, Electrical and Non-Electrical Materials, and Mobile Phones	10,921,056
354	Loulouat altamayoz for Importing Medical Equipment and Supplies	10,885,013
355	Haram alshifa for Importing Medical Equipment and Mother and Child Supplies	10,882,854
356	Loulouat alard for Importing Agricultural Machinery and Spare Parts	10,865,845
357	Alsahm almotakadem alawal for Importing Foodstuffs	10,849,560
358	Khaleej alsidra for Importing Means of Transportation and Accessories	10,848,011
359	Majmoat almawra for Mills, Feed, and Rice Processing	10,796,982
360	Alrawabi aldauliya for Manufacturing Pesticides	10,790,625
361	Alribat alwatheq for Importing Foodstuffs, Livestock, and Meat	10,781,370
362	Alqaydoum for Importing Electrical and Household Materials	10,761,575
363	Mizan alfan for Iron Industries	10,712,495
364	Armco Factory for Manufacturing Paint	10,625,200
365	Hadayek alnasim for Food Industries	10,615,751
366	Nawarat Libya for Importing Foodstuffs	10,580,544
367	Lamsa for General Contracting and Real Estate Investment affiliated with Akakous Holding	10,579,600
368	Almaqud alsaree for Importing Oils, Tires, and Batteries	10,563,309
369	Marai Dofan for Importing Foodstuffs, Livestock, and Meat	10,556,336
370	Larin alkhair for Importing Agricultural Supplies	10,465,038
371	Idran for Importing Foodstuffs, Livestock, and Meat	10,455,152
372	Kavali for Importing Foodstuffs	10,451,408
373	Aljoda for Manufacturing Feed and Poultry Breeding	10,366,580
374	Alshat aljadeed for Importing Raw Materials	10,344,219
375	Alrahba alhaditha for Importing Electrical and Non-Electrical Devices and Spare Parts	10,298,006
376	Alzajel for Manufacturing Kitchens and Furniture of All Kinds	10,250,588
377	Alrabee for Manufacturing Sponge, Furniture, and Mattresses	10,248,686
378	Tawasel alalam for Importing Electronic Devices, Accessories, and Spare Parts	10,167,519
379	Aljanoub allibi for Importing Fruits, Vegetables, Foodstuffs, Livestock, and Meat	10,158,229

380	Altahadi alawal for Manufacturing Paper and Cardboard	10,127,164
381	Alsafwa for Importing Electrical and Non-Electrical Devices and Spare Parts and Electronic Devices	10,124,890
382	Irsaa alaemaar for Manufacturing Electrical Materials	9,997,526
383	Adraj albina for Manufacturing Building Materials	9,995,400
384	Almazare allibi for Manufacturing Feed	9,973,495
385	Alaemaar altibi for Importing Medical Equipment and Mother and Child Supplies	9,910,000
386	Wasel allibiya for Transport	9,906,940
387	Altalea for Manufacturing Feed Ltd	9,905,000
388	Alkhabeer almotakadem for Manufacturing Kitchens and Furniture	9,895,226
389	Almotaweron alalamia for Manufacturing Cardboard and Packaging Materials	9,857,550
390	Zlal alkhalij for Importing Computers	9,784,487
391	Allibiya alsareaa for Civil Aviation, Ground Handling, and Air Cargo	9,762,526
392	Almobarmej alhadith for Importing Electronic and Electrical Devices and Accessories	9,633,666
393	Alard almorwiya for Importing Foodstuffs	9,620,260
394	Sada alaswaq for Importing Electrical and Non-Electrical Devices and Spare Parts	9,553,421
395	Almaeda alraqiya for Importing Foodstuffs	9,539,150
396	Alard albahira for Importing Agricultural Machinery, Equipment, and Spare Parts	9,471,079
397	Moharakat Ydr for Importing Means of Transportation and Accessories	9,467,548
398	Alkhair aldaem for Information Technology	9,461,354
399	Ajnihat alsamaa for Aviation affiliated with Ajwa Holding	9,461,244
400	Altahadi alkhaled aljadeed for Food Industries	9,449,050
401	Libyan Maltese Majmout for Medical Care JSC	9,442,400
402	Shamal almutawasit for Importing Foodstuffs	9,435,881
403	Alwaha aldauliya for Grain Milling and Feed Manufacturing	9,427,935
404	Nebras alkhair for Manufacturing Feed and Grain Milling	9,407,000
405	Almarkabat almotahida for Importing Means of Transportation	9,398,023
406	Aldaw alabyad for Importing Electronics, Electrical Materials, and Spare Parts	9,367,290
407	Hqoul alwatan for Importing Agricultural Machinery and Spare Parts	9,286,638
408	Majma albeebas for Plastic Industries and Packaging Materials	9,246,839
409	Almais for Importing Medicines, Medical Preparations, and Mother and Child Supplies	9,150,782
410	Dersaf Libya for Manufacturing Ceramic, Porcelain, and Sanitary Ware	9,126,450
411	Tawasel almotakamal for Importing Building Materials	9,103,328

412	Anwar almadina for Importing Electrical and Non-Electrical Devices and Spare Parts	9,100,485
413	Beeti alfehdi for Manufacturing Kitchens, Furniture, and Decorations	9,071,789
414	Majmoat altheqa aldaema for Importing Foodstuffs, Livestock, and Meat	9,068,607
415	Roua taqadam for Importing Foodstuffs, Livestock, and Meat	9,066,764
416	Zahret alsidr for Manufacturing Foodstuffs	9,034,250
417	Rawafed alghitha for Importing Foodstuffs	9,027,029
418	Elaf aldauliya for Importing Clothes and Shoes affiliated with Elaf alawla Holding	9,000,000
419	Alsatea alawal for Importing Electrical and Electronic Materials	8,975,100
420	Tijan for Importing Raw Materials	8,944,788
421	Alnobalaa alawal for Importing Foodstuffs, Livestock, and Meat	8,944,500
422	Samnou for Manufacturing, Packing, and Preparing Foodstuffs, Nuts, and Coffee	8,915,721
423	Almontag alburaq for Manufacturing Cleaning and Cosmetic Materials	8,899,600
424	Bawabet alqods for Manufacturing Feed, Flour, and Grain Milling	8,861,050
425	Zahret alqamar alali for Importing Foodstuffs, Fruits, Vegetables, and Meat	8,846,000
426	Alazdihar almomayaz for Importing Foodstuffs	8,845,695
427	Alrafee for Manufacturing Doors and Windows from Aluminum and PVC	8,844,217
428	Amateen aldauliya for Food Industries and Grain Milling	8,843,550
429	Altarq for Iron Industries	8,825,805
430	Tamam albina for Manufacturing Building Materials	8,825,800
431	Alghitha alsahi for Importing Foodstuffs	8,790,033
432	Bin Taher Factory for Manufacturing Home and Office Furniture	8,787,581
433	Alwahaj for Importing Foodstuffs, Livestock, and Meat	8,696,543
434	Ata alajwad for Importing Foodstuffs, Fruits, Vegetables, Livestock, and Meat	8,662,840
435	Elaf alyasmeen for Importing Mother and Child Supplies	8,637,396
436	Aljazeera alawla for Importing Tires and Batteries	8,621,662
437	Alkhadamat aldahabiya for Communications and Technology	8,619,322
438	Shamal alsahraa for Importing Building Materials	8,577,758
439	Sharq alawenat for Importing Raw Materials	8,561,000
440	Alsobol almosouma for Importing Agricultural Machinery and Spare Parts	8,559,230
441	Altelal allibiya for Importing Foodstuffs	8,559,059
442	Fresh Libya for Importing Electrical Devices and Materials	8,531,219
443	Allibiya aljadeeda for Manufacturing Metals	8,439,729
444	Alawla alhaditha for Importing Electronic Devices and Accessories	8,411,350

445	Alteqnia almotakadema alhaditha for Importing Medical Equipment, Medicines, Medical Preparations, and Mother and Child Supplies	8,362,880
446	Hatoun for Importing Foodstuffs	8,323,784
447	Alburj alawal for Importing Means of Transportation, Spare Parts, Tires, and Batteries	8,311,670
448	Lybiana for Importing Foodstuffs, Livestock, and Meat	8,294,000
449	Aljohd alfayeq for Importing Medical Equipment and Mother and Child Supplies	8,277,000
450	Alfalah almomayaz for Food Industries	8,255,340
451	Alyam for Importing Foodstuffs	8,247,769
452	Alqurtas for Manufacturing Paper and Cardboard	8,223,792
453	Sonar Libya aljadeeda for Importing Foodstuffs	8,217,500
454	Riad Libya for Importing Foodstuffs	8,202,287
455	Jazan alhaditha for Importing Electrical and Non-Electrical Devices and Spare Parts and Electronic Devices	8,201,891
456	Alreemas altibia alawla for Importing Medical Equipment	8,176,481
457	Alraggas alzeraai for Importing Agricultural Machinery, Equipment, and Spare Parts	8,084,604
458	Alnajah for Manufacturing Insulated Panels and Prefabricated Houses	8,078,536
459	Ajyal for Food Industries	8,040,000
460	Alsaadi for Agricultural and Animal Production	8,030,299
461	Alsafir alalami for Importing Tobacco, Cigarettes, and Accessories	8,028,000
462	Aqlam for Paper Industries	8,012,430
463	Itar alaman for Importing Means of Transportation and Accessories	7,888,276
464	Alraes Factory for Manufacturing Wooden Furniture	7,879,446
465	Altheqa aldaema for Importing Foodstuffs	7,869,494
466	Alhakeem for Importing Medicines and Medical Supplies	7,866,272
467	Sama almarai for Mills, Feed Manufacturing, and Rice Processing	7,862,270
468	Alkhaleej alzaher for Food Industries	7,811,513
469	Alholoul allibiya for Importing Raw Materials	7,801,512
470	Alsharq alawsat for Manufacturing Heavy Machinery	7,769,600
471	Arzak alkhair for Manufacturing Foodstuffs	7,765,885
472	Alfadel for Importing Tires	7,757,741
473	Rytal for Plastic Industries	7,730,356
474	Almasar alabyad for Importing Foodstuffs	7,708,260
475	Almobhra for Manufacturing Metal and Electronic Chips	7,700,000

476	Hadeel almasa for Importing Cleaning Materials	7,675,402
477	Alistithmaria for Engineering Industries and Metal Forming	7,657,979
478	Alfa Engines for Importing Cars and Spare Parts (subsidiary of Alfa Holding)	7,652,767
479	Almasa for Importing Foodstuffs	7,601,433
480	Alamal Medical Majmout for Importing Medicines and Medical Equipment	7,578,122
481	Agadir Aldahabiya for Importing Electrical Materials, Electronic Devices, and Phones	7,558,800
482	Jawaher Nafisa for Manufacturing Foodstuffs	7,528,800
483	Qemat Aljibal for Electrical and Electronic Industries	7,497,609
484	Altomooh Alarabi for Importing Foodstuffs	7,488,898
485	Alabrarr for Importing Mobile Phones and Accessories	7,480,325
486	Hattin Alalamia for Manufacturing Cleaning Materials and Supplements	7,470,780
487	Alghweitat for Importing Tires and Batteries	7,466,574
488	Sehatak Beldonia for Importing Medical Equipment and Supplies	7,466,190
489	Alafdalia Aldaema for Importing Foodstuffs, Livestock, and Meat	7,415,183
490	Alanaqa International Majmout for Manufacturing Clothes, Fabrics, and Textiles	7,400,000
491	Alkhaleej Alzaher Majmout for Importing Foodstuffs	7,390,600
492	Alshahen Alawal for Mills and Feed Industry	7,362,000
493	Africa Aljadeeda for Importing Foodstuffs	7,351,776
494	Emax Electro for Importing Electrical and Electronic Devices	7,334,369
495	Manarat Alsahil for Importing Foodstuffs	7,287,282
496	Alakhshab Almalkiya for Importing Building Materials, Sanitary Ware, and Accessories	7,285,156
497	That Alburooj for Manufacturing Aluminum	7,283,587
498	SK International for Manufacturing Marble, Granite, and Building Materials	7,280,969
499	Albariq Allame for Importing Electronic and Electrical Devices, Spare Parts, and Mobile Phones	7,185,400
500	Makamen Aloula for Manufacturing Furniture	7,176,635
501	Alaklel Alalamiya for Importing Electrical and Electronic Devices and Accessories	7,147,654
502	Alwafeda for Importing Transportation Means and Accessories	7,091,665
503	Almajal Alzakhir for Importing Electrical and Non-Electrical Materials, Spare Parts, and Electronics	7,034,637
504	Sifax for Importing Medicines, Medical Equipment, and Mother and Child Supplies	6,995,487
505	Alshofan for Importing Agricultural Equipment, Supplies, and Spare Parts	6,993,948

506	Alnajm Aldhahabi Alawal for Importing Electronic Devices, Spare Parts, and Mobile Phones	6,993,913
507	Anabib Misrata for Manufacturing Plastic Pipes and Accessories	6,993,642
508	Aldeqah for Manufacturing Aluminum	6,986,756
509	Alzaroug for Maritime Agencies	6,971,665
510	Manba Alwadi for Food Industries	6,968,400
511	Alramal Albayda for Importing Transportation Means and Accessories	6,966,775
512	Safari for Manufacturing Building Materials, Paints, Plastics, and Raw Materials	6,964,700
513	Altarabot Almateen for Iron Industries	6,963,482
514	Qala Oya for Importing Electrical, Non-Electrical, and Electronic Devices and Accessories	6,934,688
515	Alwaad Almotamiez for Importing Electronic and Home Appliances	6,929,336
516	Jawharat Alebdaa for Manufacturing PVC Products	6,889,072
517	Altaam Aljadeed for Food Industries	6,868,199
518	Alaman Altakhasosi for Importing Electrical, Non-Electrical, and Electronic Devices	6,865,396
519	Alzahra for Food Industries	6,863,760
520	Tanfas Albenaa for Importing Building Materials, Sanitary Ware, and Accessories	6,851,091
521	Alfath for Mills and Feed Industry	6,819,500
522	Alhisan Aldhahabi for Manufacturing Cleaning Materials	6,801,746
523	Albenaa Althabet for Manufacturing Kitchens and Furniture	6,800,335
524	Jado Alkhair for Importing Foodstuffs, Livestock, and Meat	6,781,000
525	Alratil & Partners for Manufacturing Building Materials and Plastic Pipes	6,777,932
526	Alomran for Manufacturing Iron in All Types and Forms	6,760,174
527	General for Manufacturing Building Materials, Paints, Plastics, and Raw Materials	6,750,325
528	Maraina Alkhadra for Food Industries, Grain Milling, and Rice Processing	6,724,169
529	Alhawatif Almutaharrika for Importing Electronic Devices and Accessories	6,714,419
530	Alwaseela for Food Industries	6,671,954
531	Almuqdad for Importing Foodstuffs	6,659,487
532	Aldawlia for Importing Electrical and Household Materials	6,612,133
533	Albaraka Alsafia for Importing Medicines, Medical Supplies, and Mother and Child Products	6,596,145
534	Bedour Alkhair Aloula for Importing Agricultural Materials, Equipment, and Machinery	6,594,586
535	Alghazara for Importing Foodstuffs, Livestock, and Meat	6,522,037
536	Libya for Aviation, Technical Services, and Tourism	6,498,633

537	Almayas for Food Industries	6,473,373
538	Aldhiaa Aldawlia Aloula for Importing Electrical, Non-Electrical, and Electronic Devices and Spare Parts	6,463,240
539	Alghout for Importing Clothes, Textiles, and Leather Products	6,462,394
540	Aljuzur Alzahera for Importing Electrical, Non-Electrical, and Electronic Devices and Spare Parts	6,458,281
541	Tareeq Alnoor for Importing Building Materials, Sanitary Ware, and Accessories	6,456,500
542	Albariq Aldawli for Manufacturing Electrical and Electronic Devices	6,432,500
543	Dawajen Libya for Poultry Farming, Slaughtering, Packaging, and Marketing	6,392,693
544	Alrowais for Importing Electrical, Non-Electrical, and Electronic Devices and Spare Parts	6,385,180
545	Mwasem Alkhair for Feed Manufacturing (subsidiary of Alnoor Holding Majmout)	6,372,500
546	Mazaree Alkhairat for Feed Manufacturing and Grain Milling	6,357,500
547	Altafawoq Alsaheh for Importing Foodstuffs, Fruits, Vegetables, Livestock, and Meat	6,350,871
548	Alkhayar Alafdal for Importing Electronic and Electrical Devices	6,344,535
549	Alasalat Aldhahabiya for Mills and Rice Processing	6,300,775
550	Almarsaa Factory for Manufacturing Metal Furniture	6,292,235
551	Seeran for Importing Medicines and Medical Equipment	6,263,053
552	Sanae Libya for Manufacturing Aluminum and PVC	6,255,833
553	Qaraji for Importing Transportation Means and Accessories	6,254,802
554	Alruban Alalamiya for Maritime Agencies	6,245,873
555	Alnajm Alsaate Alfidhi for Importing Agricultural Equipment, Supplies, and Spare Parts	6,238,751
556	Alnajm Aldhahabi for Importing Foodstuffs, Livestock, and Meat	6,235,642
557	Masarat alajneha for Communications and Information Technology	6,212,838
558	Almuheet alraeda for Importing Hotel, Restaurant, and Café Equipment and Electrical and Non-Electrical Devices and Materials	6,202,084
559	Libya hurra for Importing Generators, Machines, Electrical Equipment, and Spare Parts	6,196,848
560	Safaa aljowda for Flour Manufacturing	6,191,250
561	Suhool alaseema for Manufacturing Building Materials	6,175,976
562	Aber almaster for Importing Electrical and Non-Electrical Devices and Spare Parts	6,171,741
563	Albarq almodde for Importing Mother and Child Supplies	6,153,201
564	Noqosh Libya for Importing Building and Sanitary Materials	6,143,053

565	Tamkeen alalamia for Manufacturing Bitumen, Qatramin, and Insulators	6,130,000
566	Aldhura for Importing Agricultural Materials, Supplies, and Spare Parts	6,124,056
567	Garnata aldauliya for Importing Foodstuffs, Livestock, and Meats	6,078,371
568	Alain for Food Industries and Bottling Water and Juices	6,046,118
569	Aboshaneb for Importing Foodstuffs	6,029,495
570	Alyarmouk alhadeth Factory for Aluminum Manufacturing	6,020,702
571	Albawadi alkhadra for Manufacturing Feed and Grain Milling	6,011,449
572	Tareeq alnaeem for Importing Agricultural Machinery and Equipment	6,001,067
573	Meftah for Importing Clothes, Textiles, and Leather Products	5,999,378
574	Alsharara for Importing Electronic Devices and Data Center Equipment	5,997,700
575	Barneq for Technology Services and Information Technology	5,992,937
576	Aral altejariya for Importing Foodstuffs, Livestock, and Meats	5,983,950
577	Asalat almadina for Importing Foodstuffs	5,978,975
578	Jawharat Ourika for Importing Foodstuffs, Livestock, and Meats	5,968,778
579	Alpha for Importing Electrical Materials, Equipment, and Supplies	5,960,396
580	Alwan for Paper and Carton Industries	5,938,869
581	Alsafar for Importing Agricultural Machinery, Supplies, and Spare Parts	5,927,215
582	Fares almutamayeza for Importing Equipment, Medicines, Medical Preparations, and Mother and Child Supplies	5,916,225
583	Alfada aldahabi for Importing Foodstuffs	5,911,607
584	Afaq alhadina for General Contracting and Real Estate Investment	5,901,500
585	Qimmat alaraqah for Importing Clothes	5,893,937
586	Alwataniya for Importing Heavy Machinery, Equipment, and Supplies and Factory and Workshop Equipment	5,880,666
587	Alofuq aldauliya for Importing Decoration Materials, Hardware, and Cleaning Materials	5,877,249
588	Wadi alzayd for Importing Foodstuffs	5,875,074
589	Almansour for Manufacturing Asphalt and Petroleum Derivatives	5,862,000
590	Almotakamel aljadeed for Importing Foodstuffs	5,855,480
591	Afaq alitqan for Importing Building and Sanitary Materials	5,850,222
592	Asdiqa Libya for Manufacturing Cleaning Materials	5,844,200
593	Alsahil alhadith for Importing Livestock and Meats	5,835,560
594	Dar alyusr for Food Industries	5,831,798
595	Zaid alkamel for Importing Medicines, Medical Preparations, and Mother and Child Supplies	5,808,293

596	Alistifada for Information Technology, Surveillance Systems Installation, and Software Supply	5,795,550
597	Khairat aljood for Importing Agricultural Machinery, Supplies, and Spare Parts	5,782,846
598	Tawasul Libya for Importing Electronics	5,759,280
599	Almostawred aljadeed for Importing Foodstuffs, Livestock, and Meats	5,756,331
600	Aladraaj alalamia for Importing Raw Materials	5,753,000
601	Tasaheel alalamia for Manufacturing Carton and Packaging Boxes	5,749,550
602	Alabraaj alhaditha for Importing Electrical and Non-Electrical Devices, Spare Parts, and Electronic Equipment	5,740,116
603	Alheblow alalamia for Shipping Agencies	5,735,433
604	Alafiya for Importing Medicines and Medical Equipment (Joint-Stock)	5,731,744
605	Kohof aljibal for Manufacturing Building Materials	5,725,800
606	Zulfa aldauliya aljadeeda for Importing Electrical, Non-Electrical, and Electronic Devices	5,720,702
607	Onwan alwaha for Food Industries	5,702,655
608	Altuyour almutamayeza for Importing Electronic Devices and Accessories	5,700,499
609	Almotakadmon allibyoun for Importing Electronic and Electrical Devices, Accessories, and Spare Parts	5,654,875
610	Alzaytouna alasila for Importing Foodstuffs	5,640,182
611	Dana Factory for Manufacturing Metal Furniture	5,611,263
612	Almosamem almutamayeze for Manufacturing Building and Sanitary Materials	5,607,750
613	Fardas for Importing Foodstuffs, Livestock, and Meats	5,587,712
614	Aljadeed for Iron Industries	5,552,727
615	Afdal alashkal for Manufacturing Electronic and Electrical Devices	5,552,500
616	Souq alkhamis for Manufacturing Feed	5,551,500
617	Rawaa alsinaiya for Manufacturing Soap and Cleaning Materials	5,547,520
618	Alnokhba almodeaa for Manufacturing Wooden and Metal Furniture and Accessories	5,547,436
619	Alzein aldauliya for Importing Foodstuffs	5,540,217
620	Alrabee aljadeed for Importing Foodstuffs	5,526,313
621	Aksir alafiya for Importing Medical Equipment and Mother and Child Supplies	5,524,984
622	Alzahra albayda for Electrical Industries of All Kinds	5,467,290
623	Adwaa almarazeeq for Manufacturing Feed and Grain Milling	5,437,500
624	Bidayat almaamar for Importing Building and Sanitary Materials	5,427,385
625	Alawtar alsinaiya for Manufacturing Electronic and Electrical Devices	5,417,286

626	Alkian aljadeed for Importing Medicines, Medical Equipment, Medical Preparations, and Mother and Child Supplies	5,397,190
627	Tanafus alzeraai for Importing Agricultural Machinery, Supplies, and Spare Parts	5,395,285
628	Alkhaleej for Producing and Preparing Coffee, Spices, Nuts, and Legumes	5,380,385
629	Alhendasa for Importing Raw Materials	5,363,500
630	Alkhayam for PVC Manufacturing	5,352,109
631	Alghida aljadeed for Importing Agricultural Machinery and Equipment	5,342,763
632	Alwahda for Shipping Agencies	5,334,047
633	Arkan aljadeeda for Poultry Breeding and Hatching	5,269,478
634	Talents alalamia for Importing Various Means of Transport and Accessories	5,267,664
635	Nabd alfud for Importing Medical Equipment	5,262,145
636	Aldar alarabia for Importing Foodstuffs, Livestock, and Meats	5,223,978
637	Alabanos for Furniture Manufacturing	5,220,187
638	Shorouk Libya for Importing Foodstuffs	5,219,528
639	Alrowad for Importing Clothes, Textiles, and Leather Products	5,214,235
640	Alresala for Importing Electronic Devices	5,210,000
641	Altaameer for Importing Building, Sanitary Materials, and Accessories	5,204,288
642	Sahefat alkhaleej for Manufacturing Building Materials	5,200,500
643	Droub Libya aldauliya for Plastic Industries	5,198,300
644	Alshamela altibia for Importing and Selling Medicines and Medical Equipment	5,182,681
645	Alwaha for Paint Manufacturing	5,180,161
646	Rahmat Libya for Manufacturing Agricultural Machinery, Equipment, and Supplies and Assembling Electric Generators	5,161,625
647	Akno for Importing Foodstuffs	5,134,352
648	Altawasul aljadeed for Manufacturing Aluminum, PVC, and Wooden Doors, Windows, and Decorations	5,124,403
649	Alalmas for Communications and Technology	5,112,905
650	Altawasul alawal for Paper Industries	5,111,116
651	Alhayat alshafia for Importing Medical Equipment and Mother and Child Supplies	5,109,000
652	Shaghaf for Food Industries	5,107,700
653	Naseem aldauliya for Importing Foodstuffs	5,093,742
654	Altabaq altrakedi for Importing Foodstuffs	5,084,500
655	Tabahi for Communications and Information Technology	5,073,115
656	Alimtiaz alhadith for Importing Building, Sanitary Materials, and Accessories	5,062,206
657	Aldeqah alalia for Importing Foodstuffs, Livestock, and Meats	5,055,328

658	Allibyah almutahida for Wood Product Manufacturing	5,040,429
659	Ahdes almoharakat for Importing Various Means of Transport and Spare Parts	5,040,000
660	Sama altaqadom for Manufacturing Aluminum, PVC, Wooden, and Gypsum Board Doors, Windows, and Decorations	5,035,839
661	Albadil altibi for Importing Medicines and Medical Equipment	5,008,964
662	Majmouat Libya lelaemaar for Manufacturing Building Materials	4,998,736
663	Mawasem alkhairat for Food Industries	4,985,630
664	Tuyour aljana for Importing Books and Stationery	4,980,156
665	Alburj alali for Electronic and Electrical Industries	4,977,850
666	Aljowda alraqiya alola for Manufacturing Feed and Derivatives	4,975,000
667	Almondar alawal for Manufacturing Feed and Derivatives	4,975,000
668	Alrokn alelectruni for Manufacturing Electronic and Electrical Devices	4,974,484
669	Alsawla for Food, Water Technology, and Plastic Bottling Industries	4,973,774
670	Alshaheen altayeb for Importing Cars and Spare Parts	4,971,205
671	Masarat alelm for Communications and Information Technology	4,961,717
672	Aber alqarat for Importing Raw Materials	4,955,420
673	Alamat altamayoz for Manufacturing Kitchens and Furniture	4,953,825
674	Alnokhba alasria for Importing Electrical and Electronic Materials	4,951,325
675	Maany alkhair for Importing Foodstuffs	4,949,040
676	Alwathiqoun aldauliya alola for Importing Electrical and Non-Electrical Devices and Spare Parts	4,933,129
677	Almada alaqari for Importing Building, Sanitary Materials, and Accessories	4,911,036
678	Majmouat altawasul aljadeed for Manufacturing Cleaning Materials	4,904,700
679	Alabraj for Manufacturing Building Materials, Cement, and Mining	4,904,000
680	Albadya aljadeeda for Manufacturing Raw Materials	4,903,800
681	Almoharakat alyabania for Importing Vehicles and Accessories	4,871,794
682	Alboad alakher for Importing Building, Sanitary Materials, and Accessories	4,869,800
683	Alwesal for Manufacturing Asphalt and Petroleum Insulators	4,868,756
684	Shamal Africa for Soap and Cleaning Material Manufacturing	4,830,439
685	Noq Libya for Importing Livestock and Meats	4,828,500
686	Sanabel alaseema for Food Industries	4,826,094
687	Aalam alfadaa alelectroniya for Importing Electronic Devices, Accessories, and Spare Parts	4,811,393
688	Alsanbula for Food Manufacturing	4,788,448
689	Sajad Tripoli for Carpet Manufacturing	4,783,626

690	Aliltisak for Manufacturing Insulated Panels	4,772,000
691	Qimam alsahel for Importing Electrical and Non-Electrical Materials and Spare Parts	4,771,877
692	Altehalof for Importing Livestock and Meats	4,767,750
693	Altahadi alawal for Electronics Manufacturing	4,747,357
694	Alsad alhaditha for Milling and Feed Production	4,734,500
695	Alkof for Importing Foodstuffs	4,732,992
696	Aljowda alraeda for Importing Foodstuffs	4,726,303
697	Almazraa aljadeeda for Importing Livestock, Meats, and Foodstuffs	4,723,078
698	Altarabot for Manufacturing Doors, Windows, and Geometric Shapes	4,717,134
699	Sama for Wooden Industries	4,713,590
700	Almarran for Furniture Manufacturing	4,711,426
701	Aalam alghida for Importing Foodstuffs, Livestock, and Meats	4,708,482
702	Alreyada albahriya for Shipping Agencies	4,699,692
703	Alnoor Factory for Iron Industries	4,694,952
704	Almasar aldaem for Metal Industries	4,693,762
705	Qimmat altaqadom for Manufacturing Building Materials	4,691,050
706	Taj aldauliya for Importing Electronics and Computers	4,656,662
707	Nasaem Libya for Importing Decoration Materials, Hardware, and Cleaning Materials	4,644,882
708	Adwaa alshamal for Importing Electrical Materials	4,634,465
709	Najmat algharb for Importing Building, Sanitary Materials, and Accessories	4,631,850
710	Aalam aljadeed for Electronics Manufacturing	4,628,450
711	Salalah for Furniture, Doors, and Windows Manufacturing	4,618,726
712	Alhayat almutamayeza for Importing Electrical, Non-Electrical, and Electronic Devices and Spare Parts	4,614,802
713	Almabrouka for Importing Foodstuffs	4,580,643
714	Wafira alghida for Importing Foodstuffs	4,574,900
715	Alfaeq almutamayeze for Heavy Industries	4,572,500
716	Ruya alibda for Importing Electronic and Electrical Devices, Spare Parts, and Mobile Phones	4,562,449
717	Alsarh almomard for Importing Building and Sanitary Materials and Accessories	4,560,523
718	Almowad alsehya for Cotton Manufacturing	4,552,409
719	Amwaj almuheet for Food Manufacturing	4,533,578
720	Alhadaf for Communications	4,521,000

721	Elite alalamia for Importing Medical Equipment	4,514,255
722	Almaali alwataniya for Manufacturing Furniture, Doors, and Windows	4,504,535
723	Ajyalna for Importing Medical Equipment	4,502,085
724	Almoroog for Kitchen Manufacturing	4,499,637
725	Alilm almunir for Importing Stationery and Books	4,495,000
726	Niqaa almeaden for Importing Raw Materials	4,480,000
727	Alquba alkhadra for Textile and Furnishing Manufacturing	4,477,500
728	Libya alwataniya alola for Wooden Industries and Furniture Manufacturing	4,476,977
729	Almarkabat almutakadema for Importing Vehicles and Accessories	4,468,626
730	Alruya alalamia for Paints and Putty	4,450,669
731	Riad for Food Industries	4,446,092
732	Alwaha aldauliya for Plastic Manufacturing and Derivatives	4,441,500
733	Arouad for Importing Oils and Car Lubricants	4,422,548
734	Alsakhra alsamaa for Importing Building and Sanitary Materials	4,419,650
735	Almiraj for Manufacturing Electronic and Electrical Devices	4,399,735
736	Alsahl alakhder for Milling and Feed Industries	4,394,993
737	Alsalam alharami for Iron Industries	4,390,750
738	Alburj aldauliya for Marble and Granite Cutting and Building Materials Manufacturing	4,388,949
739	Alwatheqa alasliya for Importing Vehicles and Accessories	4,371,731
740	Libyana for Importing Medicines and Medical Equipment	4,368,722
741	Alsada alaalami for Importing Spare Parts for Cars and Heavy Machinery	4,368,124
742	Taj alaalami almutamayeze for Importing Electrical, Non-Electrical, and Spare Parts	4,348,684
743	Almarsaa aljadeed for Egg Hatching and Poultry Production	4,338,697
744	Belhaj alaalamiya for Manufacturing Doors, Windows, and Decoration Supplies	4,319,516
745	Alnokhba lelistithmar alsinai with Limited Liability	4,317,300
746	Alnizak albaher for Importing Electrical, Non-Electrical, and Electronic Devices and Spare Parts	4,309,237
747	Rokn aldia for Importing Electronic and Electrical Devices	4,306,084
748	Alwated alakbar for Paint Manufacturing	4,305,969
749	Anwar Misrata for Importing Electrical, Non-Electrical Devices, and Spare Parts	4,297,514
750	Albustan alkabeer for Importing Foodstuffs	4,287,200
751	Almajdoob Factory for Marble Cutting and Shaping	4,276,444
752	Alqayser for Importing Building and Sanitary Materials and Accessories	4,258,650
753	Alkemya for Manufacturing Building Materials, Paints, Plastics, and Raw Materials	4,251,600

754	Alqala for Manufacturing Aluminum and PVC Doors and Windows	4,241,174
755	Alhaes for Importing Clothes, Textiles, and Leather Products	4,236,373
756	Alzein aldauliya aljadeeda for Importing Medical Supplies and Equipment	4,216,311
757	Mazraat alamal for Importing Agricultural Machinery, Supplies, and Spare Parts	4,196,075
758	Najm altaalouq alraqi for Importing Agricultural Machinery and Supplies	4,185,086
759	Alkhat almodee aljadeed for Importing Electronic, Electrical, and Home Appliances and Spare Parts	4,182,088
760	Alsadra aljadeeda for Importing Electrical, Non-Electrical, and Electronic Devices and Spare Parts	4,181,930
761	Alfonon for Importing Books and Stationery	4,181,390
762	Konoza alshahel for Importing Foodstuffs, Livestock, and Meats	4,174,909
763	Nepal for Importing Vehicles and Accessories	4,173,250
764	Kol alnas for Importing Foodstuffs and Livestock	4,166,392
765	Alremal for Importing Mother and Child Supplies	4,160,262
766	Aseel for Importing Cleaning Materials	4,148,503
767	Alzeraai aldauli for Importing Agricultural Machinery and Supplies	4,129,591
768	Aaaley alsharq for Importing Foodstuffs, Livestock, and Meats	4,125,000
769	Almarmer alsafi for Importing Building and Sanitary Materials and Accessories	4,101,300
770	Alaarif for Importing Electrical, Non-Electrical, and Electronic Devices and Spare Parts	4,092,551
771	Ahlahm for Manufacturing Sponge and Mattresses (Subsidiary of Natco Holding)	4,090,342
772	Alatheer for Furniture Manufacturing	4,088,261
773	Alsanad alawal for Furniture Manufacturing	4,084,603
774	Abnaa Belhaj Factory for Manufacturing Aluminum and PVC Doors and Windows	4,076,991
775	Beit alenara alareq for Importing Electrical Materials, Electronic Devices, Spare Parts, and Accessories	4,074,270
776	Altaqadom aldauliya for Manufacturing Cleaning Materials	4,065,646
777	Zakharef for Furniture Manufacturing	4,065,620
778	Fan altaknologia for Importing Electrical, Electronic Devices, Spare Parts, and Accessories	4,062,100
779	Atmar almutahida for Importing Foodstuffs	4,058,185
780	Almajal alwasea for Manufacturing Electronic and Electrical Devices	4,052,504
781	Aldanoub for Importing Foodstuffs	4,047,159
782	Watan almajd for Importing Foodstuffs	4,042,924
783	Manazel for Importing Electrical, Non-Electrical Devices, and Spare Parts	4,031,809

784	Alfajr aljadeed for Grain Milling, Flour, and Rice Manufacturing	4,023,750
785	Aljubail for Importing Raw Materials	4,014,949
786	Aldauliya for Importing Medicines and Medical Equipment	4,001,027
787	Almanazel albaraqa for Importing Decoration Materials, Hardware, and Cleaning Materials	4,000,778
788	Shamal Afriqya for Paper and Carton Manufacturing	4,000,000
789	Alzaher alibi for Importing Jewelry, Precious Stones, and Precious Metals	3,993,941
790	Alsehra aldhababiya for Food Industries	3,992,000
791	Asstool almutawasit for Importing Foodstuffs	3,991,000
792	Alyaqeen alduwliya for Importing Jewelry	3,988,545
793	Afnan for Importing Jewelry and Precious Metals	3,988,100
794	Al-Sadaqa Al-Dawliya for Importing Various Means of Transportation and Spare Parts	3,980,900
795	Alam altaqnia for Technical Solutions and Information Systems affiliated with Al-Libya International	3,964,796
796	Almasar alibi for Importing Foodstuffs, Livestock, and Meat	3,957,884
797	Alsari alawal for Importing Heavy Equipment	3,924,165
798	Alsohoul alnaqiya for Importing Agricultural Machinery, Equipment, and Spare Parts	3,889,591
799	Sukra alalamia for Importing Foodstuffs, Livestock, and Meat	3,876,875
800	Aloloom for Importing Electronics	3,862,250
801	Noor alqamar for Electronic and Electrical Industries	3,844,350
802	Alreda aldaem for Importing Cars and Spare Parts	3,819,880
803	Alaz for Paints and Pastes Manufacturing	3,814,500
804	Almadmona for Importing Building Materials and Sanitary Ware	3,799,431
805	Alnaseem for Importing Household and Electrical Materials	3,790,703
806	Alam alitqan alawal for Information Technology	3,780,150
807	Alghita for Plastic Pipe Manufacturing	3,777,200
808	Alkhotwa alola for Manufacturing Insulating Panels and Materials	3,751,000
809	Bariq alasr alduwliya for Importing Building and Sanitary Materials and Accessories	3,746,409
810	Althoub alraqi for Importing Clothes, Textiles, and Leather Products	3,729,327
811	Almuheet for Importing Electrical and Non-Electrical Equipment and Spare Parts	3,726,595
812	Majmouat alartqa almutahida for Importing Transportation Means and Accessories	3,720,116

813	Aljamia alistihlakia for Importing Foodstuffs, Livestock, and Meat	3,716,394
814	Mateen for Importing Cleaning Materials	3,715,905
815	Dar alkatkout for Egg Hatching, Chick Production, and Training	3,708,288
816	Raneen alawal for Telecommunications and Technology	3,700,885
817	Ater alward for Chemical and Cleaning Product Industries	3,676,007
818	Arkan Libya for Furniture Manufacturing	3,671,446
819	Kasr alhamraya for Importing Foodstuffs, Livestock, and Meat	3,662,620
820	Alburj alfidhi for Importing Electronics and Household Materials	3,654,900
821	Zawya naft for Importing Oils and Car Accessories	3,639,585
822	Wefaq alhaya for Importing Medical Equipment	3,637,500
823	Alhebara for Importing Mother and Child Supplies, Medical Equipment, and Preparations	3,635,350
824	Alrayyan alraqi for Importing Foodstuffs and Consumer Goods	3,612,078
825	Darb albina for Importing Raw Materials	3,611,852
826	Jisr aljadeed for Manufacturing Raw Materials, Operational Supplies, Sanitary and Construction Materials	3,607,642
827	Almadina Misrata for Paints, Pastes, and Construction Chemicals affiliated with Almadina Misrata Holding	3,606,637
828	Reef for Importing Foodstuffs	3,605,641
829	Buhayrat alsaraya for Importing Electrical and Non-Electrical Equipment and Spare Parts	3,599,529
830	Drob alkhair for Importing Medical Equipment	3,597,554
831	Esam and Partners for Coffee Manufacturing	3,591,030
832	Alraqm alawal for Importing Electrical and Electronic Devices	3,587,703
833	Almusaneda for Manufacturing Electronic and Electrical Devices and Software	3,562,400
834	Altafoq for Mills and Feed Production	3,557,470
835	Panorama Libya for Importing Foodstuffs	3,556,745
836	Alnakha alduwliya alhaditha for Importing Tobacco, Cigarettes, and Accessories	3,542,220
837	Altawonia for Iron Industries	3,540,922
838	Kasr aljebran for Importing Foodstuffs, Livestock, and Meat	3,533,660
839	Algira for Importing Foodstuffs, Livestock, and Meat	3,530,450
840	Alam alqiyada for Importing Transportation Means	3,528,215
841	Shamal alqara for Importing Building and Sanitary Materials	3,526,951
842	Alam altaqnia for Paper and Plastic Industries	3,526,010
843	Roufan for Manufacturing Sponge, Chemicals, and Raw Materials	3,512,500

844	Mshariq alkhair for Furniture Manufacturing	3,506,218
845	Rahbat albaraka for Importing Foodstuffs	3,503,508
846	Alamazoun alibi for Importing Mobile Phones and Accessories	3,498,978
847	Bladi for Feed Production	3,487,250
848	Belhaj alduwliya and Partners for Importing Electrical and Non-Electrical Equipment and Spare Parts	3,474,000
849	Qudrat altasne for Manufacturing Building Materials	3,461,818
850	Sabeel for Manufacturing Cleaning Products	3,445,668
851	Alraed alibi for Food Industries	3,443,988
852	Althuraya for Importing Building and Sanitary Materials and Accessories	3,436,695
853	Aleonwan for Importing Household, Electrical, and Electronic Equipment affiliated with Maiz	3,424,985
854	Delta almutahida for Manufacturing Packaging Materials	3,402,495
855	Alfaroug albia for Importing Medicines, Medical Equipment, Preparations, and Mother and Child Supplies	3,401,362
856	Alhazel almutamez for Sponge and Mattress Manufacturing	3,400,349
857	Obour for Electronic Payment Solutions	3,390,807
858	Alnesr aldhahabi almutajaded for Importing Electrical and Household Materials	3,383,577
859	Alnada for Water, Juice, and Soft Drink Industries	3,379,939
860	Aljawhara alsnaeya for Aluminum and PVC Manufacturing	3,378,507
861	Alwadi alawal for Food Industries	3,367,800
862	Alsaraya alalamia for Wood Industries	3,359,237
863	Altaqnia alduwliya for Importing Medicines and Medical Supplies	3,358,756
864	Alehtemam for Importing Medical Equipment, Medicines, Preparations, and Mother and Child Supplies	3,358,166
865	Alalamia for Floor Tile and Marble Cutting Manufacturing	3,357,900
866	Alghida for Importing Foodstuffs	3,346,210
867	Alqweeri for Iron Industries	3,343,674
868	Almanhal for Importing Medicines, Preparations, and Mother and Child Supplies	3,331,187
869	Alam alibda for Medical Equipment Supplies	3,328,739
870	Kayan for Manufacturing Water and Oil Factory Supplies	3,320,616
871	Altareq for Importing Agricultural Supplies	3,320,552
872	Alsolaba alibiya for Iron Industries	3,313,817
873	Akhshab alalam for Wood Industries	3,311,309
874	Aljsour alfediya for Importing Building and Sanitary Materials	3,308,300

875	Bayan alkhair almotawasel for Importing Building and Sanitary Materials and Accessories	3,306,573
876	Shatie alnakhil for Iron Industries	3,292,223
877	Nahj alasema for Furniture Manufacturing	3,268,718
878	Alsaafa alola for Manufacturing Insulation and Chemical Additives	3,266,100
879	Wadi Bee alkabeer for Importing Seeds and Agricultural Supplies	3,240,000
880	Zahra Kefalai for Importing Building and Sanitary Materials and Accessories	3,219,230
881	Alqala almutaliqa for Manufacturing Building Materials, Paints, Plastics, and Raw Materials	3,217,200
882	Alibia alasriya for Importing Electrical, Non-Electrical, and Electronic Equipment and Accessories	3,211,963
883	Alsultan for Plastic Industries	3,211,887
884	Albariq alawal for Manufacturing Electronic and Electrical Devices	3,195,715
885	Alqus alalamia for Importing Transportation Means, Oils, and Lubricants	3,178,093
886	Algheiran aljadeeda for Importing Furniture	3,168,721
887	Allaheq for Importing Electrical and Non-Electrical Equipment and Spare Parts	3,165,783
888	Alnujoum aldhahabiya for Importing Cars and Spare Parts	3,159,950
889	Aaaly Tebesti for Food Industries	3,157,000
890	Alamiral for Importing Cleaning, Decoration, and Hardware Materials	3,150,490
891	Kanan for Electromechanical and Electrical Industries	3,139,000
892	Manarat aliskandaria for Importing Foodstuffs	3,137,500
893	Altawzea alshamel for Information Technology	3,137,148
894	Wadi Jweibya for Feed, Grain Milling, and Flour Production	3,125,000
895	Janoub almutawasit for Food Development	3,106,875
896	Noor altaqadom for Importing Foodstuffs	3,099,278
897	Alalam alzaher for Importing Agricultural Equipment and Spare Parts	3,091,049
898	Alsadd alali for Manufacturing Electronic Devices	3,067,334
899	Alhadayek alhaditha for Importing Agricultural Equipment	3,065,936
900	Alweqaya for Importing Medical Equipment, Medicines, Preparations, Laboratory Equipment, and Supplies	3,061,666
901	Drob albayda for Importing Agricultural Equipment and Spare Parts	3,060,000
902	Alesteklal for Importing Foodstuffs	3,057,802
903	Maraina alkhadra for Feed Production	3,047,446
904	Alufuq altadreeji for Plastic Industries	3,041,854
905	Jadeed alomma for Importing Cars, Spare Parts, and Supplies	3,028,620

906	Alfakhira for Importing Foodstuffs and Fruits	3,028,110
907	Alanthima almutakadema for Importing Electronic Devices, Accessories, and Spare Parts	3,027,570
908	Sandra for Importing Foodstuffs, Livestock, and Meat	3,027,003
909	Hadeed albina almutawara for Importing Building and Sanitary Materials	3,024,775
910	Alestemrar for Importing Foodstuffs	3,017,250
911	Qatees for Importing Electrical, Non-Electrical, and Electronic Equipment and Spare Parts	3,010,379
912	Almaw'ed aldaqeeq for Telecommunications and Information Technology	3,005,000
913	Shaheen almostaqbel for Importing Foodstuffs, Livestock, and Meat	3,002,748
914	Yara alduwliya for Importing Foodstuffs, Livestock, and Meat	2,999,430
915	Alhana alduwliya for Importing Foodstuffs and Fresh Fruits	2,998,800
916	Majmouat alraedon for Oil Services	2,998,578
917	Drob alshater for General Contracting and Real Estate Investment	2,998,475
918	Shams alasel for Importing Electrical, Non-Electrical, and Electronic Equipment and Spare Parts	2,993,854
919	Abu Madi alduwliya for General Contracting and Real Estate Investment	2,988,486
920	Alsariya for Importing Raw Materials	2,985,712
921	Srar almutamyez for Importing Raw Materials and Factory Equipment	2,985,288
922	Alakarem alalamia for Importing Electrical and Electronic Equipment and Accessories	2,985,223
923	Almaraa almasaeya for Food Industries	2,981,900
924	Silbers Libya for Importing Medicines, Medical Equipment, Preparations, and Mother and Child Supplies	2,978,936
925	Drssaf for Marble and Granite Manufacturing	2,976,750
926	Albayan alawal for Importing Electrical and Electronic Devices	2,972,100
927	Majmouat alkhobra for Importing Building and Sanitary Materials and Accessories	2,970,306
928	Altamayoz for Aluminum and PVC Manufacturing	2,968,150
929	Alaqaria alhaditha for Importing Building and Sanitary Materials and Accessories	2,957,326
930	Aghziat alshahd for Food Industries	2,957,049
931	Sama alkhair for Importing Raw Materials	2,956,644
932	Ekleel for Importing Medicines and Medical Equipment	2,951,258
933	Wateen for Corrugated Sheet Manufacturing	2,950,268
934	Majmouat alwafi for Importing Agricultural Equipment and Spare Parts	2,950,196
935	Alkhalij alaem for Importing Foodstuffs, Livestock, and Meat	2,947,600

936	Hamat alkhair for Importing Raw Materials	2,944,242
937	Asnaf altabia for Importing Medical Equipment	2,942,838
938	Alkhabeer almaalej for Importing Building and Sanitary Materials and Accessories	2,939,738
939	Almostaqbel aldaem for Importing Electronic Devices, Accessories, and Spare Parts	2,927,594
940	Tawasul alghad for Importing Foodstuffs	2,922,556
941	Alasas alraqi aljadeed for Importing Building and Sanitary Materials and Accessories	2,920,528
942	Hquol alola for Importing Agricultural Equipment and Spare Parts	2,917,319
943	Jenan alkhair for Importing Foodstuffs	2,914,866
944	Almazaya alaqaria for General Contracting and Real Estate Investment	2,912,918
945	Tabouk for Manufacturing Electrical and Electronic Equipment	2,910,743
946	Wahat altaqnia aliktronia for Importing Electronic Devices, Accessories, and Spare Parts	2,900,563
947	Elektron for Importing Electrical and Non-Electrical Equipment and Spare Parts	2,900,436
948	Alnajm alraqi for Importing Electronics	2,900,117
949	Almajmoua almutahida for Assembling and Manufacturing Electronic and Electrical Devices	2,899,990
950	Alhabbah alfidhiya alalamia for Importing Agricultural Equipment and Seeds	2,897,663
951	Sultan alkhair for Importing Foodstuffs	2,896,800
952	Altaalug albahir alawal for Importing Electronic, Household, and Electrical Materials and Accessories	2,894,756
953	Alkayan for Paper, Packaging, and Printing Industries	2,885,014
954	Jsour alnadhra for Importing Foodstuffs, Livestock, and Meat	2,869,853
955	Alaalama aliktronia aljadeeda for Importing Electronic Devices, Accessories, and Spare Parts	2,869,836
956	Alsorouh alibiya alhaditha for Importing Electrical, Non-Electrical, and Electronic Equipment and Spare Parts	2,869,429
957	Rahma for Importing Transportation Means and Accessories	2,860,107
958	Alrefaq aljudod for Importing Livestock and Meat	2,851,156
959	Ard alkhairat for Coffee Manufacturing	2,847,600
960	Alwadi for Importing Building and Sanitary Materials	2,846,304
961	Almotaalia for Telecommunications and Technology	2,843,824
962	Marhba for Importing Foodstuffs	2,842,585
963	Alatibaa alawael for Importing Medical Equipment	2,838,228
964	Sahel alhenshir for Importing Electrical and Electronic Equipment and Spare Parts	2,836,057

965	Alzahra for Importing Medical Equipment, Medicines, Preparations, and Mother and Child Supplies	2,816,897
966	Najmat alkhair for Paper Industries	2,807,117
967	Wahat alkhair for Importing Electronic Devices	2,806,550
968	Afaq almajra for Importing Livestock and Meat	2,797,520
969	Libya almutamyezah for Metal Forming and Manufacturing	2,794,296
970	Saba for Importing Foodstuffs	2,778,395
971	Lina aldawea for Importing Medicines and Medical Equipment	2,761,227
972	Tubruq for Refining and Bottling Vegetable Oils	2,758,570
973	Alnajma for Soap Manufacturing	2,755,425
974	Aljawhara for Importing Cleaning Materials (Limited Liability)	2,754,831
975	Alibia alsareaa for Aviation Services	2,748,394
976	Almutahida alibiya aljadeeda for Importing Electronic Devices and Mobile Phones	2,744,260
977	Tareeq alhareer for Importing Foodstuffs	2,740,900
978	Dar alkhubra for Importing Cars and Spare Parts	2,735,730
979	Abodabus for Plastic Containers and Household Manufacturing	2,726,256
980	Aslanta for Importing Foodstuffs, Livestock, and Meat	2,725,706
981	Silbers Libya for Importing Perfumes, Cosmetics, Hardware, and Cleaning Materials	2,723,274
982	Almitaq alhadith for PVC Manufacturing	2,715,196
983	Alitlala almutamyeza for Assembling and Manufacturing Electronics and Software	2,713,462
984	Anzimat almostaqbal alilktronia for Importing Electronic Devices and Accessories	2,703,918
985	Bayan Libya alalamia for Importing Electronic, Electrical, and Non-Electrical Equipment and Accessories	2,701,382
986	Wasel for Importing Electronic, Electrical, and Non-Electrical Equipment and Devices	2,700,491
987	Riyad almodon for Importing Raw Materials	2,700,367
988	Safi Libya aljadeeda for Importing Electrical, Non-Electrical, and Electronic Equipment	2,670,612
989	Altafaol for Building Material Manufacturing	2,670,227
990	Shuaa alola for Manufacturing Building and Sanitary Materials	2,665,300
991	Alitihad alfalahi for Importing Electrical Materials and Spare Parts	2,659,327
992	Alikram for Importing Agricultural Equipment and Machinery	2,656,362
993	Alsand for Wood Industries	2,650,285

994	Adwa almadina aldhababiya for Importing Electronic, Electrical, and Mobile Devices and Spare Parts	2,640,972
995	Aboubakr Salem Maloug for Paper Manufacturing	2,638,093
996	Mafaza for Importing Transportation Means and Accessories	2,638,000
997	Alkhalij for Shoe and Leather Products Manufacturing	2,637,707
998	Alnooreen alduwliya for Importing Raw Materials	2,637,536
999	Deqat alekhtiar for Importing Electrical, Non-Electrical, and Spare Parts	2,635,236
1000	Alseham alzrqaa for Importing Electrical, Non-Electrical, and Electronic Equipment and Spare Parts	2,619,154
1001	Alraeda for Manufacturing Building Materials	2,617,000
1002	Kfouf alraha for Importing Medical Equipment and Supplies	2,607,311
1003	Fiumi for Feed and Grain Milling	2,601,672
1004	Alatayeb for Importing Foodstuffs, Livestock, and Meat	2,600,093
1005	Alqotoof alalia for Importing Foodstuffs	2,597,021
1006	Kona for Importing Foodstuffs	2,576,460
1007	Afaq for Importing Transportation Means, Supplies, and Workshop Equipment	2,575,325
1008	Mafaza for Petrochemical Industries	2,566,236
1009	Safaa altareeq for Importing Foodstuffs, Livestock, and Meat	2,565,655
1010	Alghazal for Importing Clothes, Textiles, and Leather Products	2,562,314
1011	Taj alghida alawal for Importing Foodstuffs, Livestock, and Meat	2,552,000
1012	Althwabet almutahida for Information Technology and Communication Systems	2,550,930
1013	Almostaqbal alwadiah for Importing Mother and Child Supplies	2,549,871
1014	Shams aljazeera for Importing Electronic, Electrical, and Non-Electrical Equipment, Accessories, and Spare Parts	2,547,350
1015	Zadco Pharma for Importing Medicines and Medical Equipment	2,544,600
1016	Almoases alraqi for Iron Industries	2,538,012
1017	Libya aljadeeda for Importing Cars and Spare Parts	2,527,550
1018	Taj alghida alawal for Flour Mills and Feed Production	2,518,022
1019	Almaamoura aljadeeda for Mills, Feed, and Rice Milling	2,514,850
1020	Alqeta althabet for Aluminum Industries	2,514,375
1021	Anoud aljabal for Importing Foodstuffs	2,501,692
1022	Alwathaq alawal for PVC Manufacturing	2,499,998
1023	Altanmia alhandasiya for Trailer Manufacturing	2,495,622
1024	Alein alsahira for Importing Foodstuffs	2,495,567
1025	Alghazali for Building Material Manufacturing	2,493,546

1026	Alghida alsami alawal for Food Industries	2,492,343
1027	Alsawaed for Wood Industries	2,480,000
1028	Alnawar for Importing Medical Equipment and Supplies	2,478,993
1029	Alibda alqari for Importing Building and Sanitary Materials	2,475,937
1030	Al-ibda Al-Qari for Importing Building Materials and Sanitary Supplies	2,469,150
1031	Baqat Al-Rabea for Importing Foodstuffs	2,465,000
1032	Lamis Al-Wiqayah for Importing Mother and Child Supplies	2,456,587
1033	Al-Alam Al-Mudi for Importing Electrical and Non-Electrical Devices and Spare Parts	2,433,546
1034	Al-Mubarakah for Food Industries (Limited Liability)	2,431,840
1035	Pharmalis Libya for Importing Medicines, Medical Preparations, and Mother and Child Supplies	2,422,864
1036	Al-Yanbou' Al-Alami for Importing Foodstuffs	2,420,406
1037	Junaid for Manufacturing Home and Office Furniture	2,412,026
1038	Al-Ruwad Al-Dawli Factory for Clothing Manufacturing	2,410,560
1039	Al-Waha for Insurance	2,409,978
1040	Al-Nukhbah for Importing Foodstuffs	2,404,052
1041	Al-Rawda for PVC and Aluminum Manufacturing	2,402,361
1042	Al-Mutawwirin Majmout for Aluminum and PVC Manufacturing	2,400,993
1043	Ilaf Al-Dawlia Al-Muttahida for Importing Clothing, Shoes, Textiles, and Leather Products	2,400,000
1044	Al-Hirah for Electronic and Electrical Device Manufacturing	2,385,070
1045	Al-Qasr Al-Malaki for Importing Medical Equipment, Medicines, and Mother and Child Supplies	2,373,510
1046	Al-Buraq Engineering for General Contracting and Real Estate Investment	2,363,800
1047	Rawafid Al-Mustaqbal for Importing Foodstuffs	2,353,530
1048	Profimi Al-Bahr Al-Mutawassit for Feed Manufacturing (Joint Stock)	2,344,786
1049	Al-Rihab for Importing Cars and Spare Parts	2,342,500
1050	Ishadah for Electronic and Electrical Device Manufacturing	2,341,534
1051	Al-Amir Al-Mumayaz for Importing Various Means of Transportation and Accessories	2,339,582
1052	Rukn Al-Ibda for Food Industries	2,331,794
1053	Al-Raseel for Furniture Manufacturing	2,329,681
1054	Talia for Importing Foodstuffs	2,327,333
1055	Al-Muharrikat Al-Libya for Importing Cars and Spare Parts	2,318,178

1056	Title for Importing Factory and Workshop Equipment and Supplies	2,316,431
1057	Al-Kafa'ah Al-Aliyah for Aluminum and PVC Manufacturing	2,299,826
1058	Al-Mutawwirah for Importing Electrical Devices and Spare Parts	2,295,966
1059	Al-Ishraq Al-Jadid for Furniture Manufacturing	2,288,706
1060	Al-Istibraq Al-Mudi for Importing Electronic and Electrical Devices and Spare Parts	2,286,072
1061	Al-Muttahida Al-Libya for Importing Electronic and Electrical Devices, Non-Electrical Devices, Spare Parts, and Accessories	2,281,283
1062	Rukn Al-Mutawassit for Electronic and Electrical Device Manufacturing	2,270,379
1063	Al-Rownaq Factory for Wood Industries	2,268,523
1064	Al-Rafi' for Electronic and Electrical Device Manufacturing	2,260,025
1065	Opal for Food Industries	2,250,000
1066	Afaq Al-Ghad for Printing and Publishing	2,241,499
1067	Al-Zaka' Al-Sinai Al-Awal for IT Services, Electronic Systems, and Information Technology	2,226,000
1068	Al-Murabbi for Feed Production and Milling	2,225,161
1069	Al-Thawabit Al-Raqiyah for Importing Health Supplies	2,200,492
1070	Al-Qal'ah for Importing Agricultural Materials and Supplies	2,200,339
1071	Al-Imran Al-Muzdahir for Cleaning Materials Manufacturing	2,193,180
1072	Al-Sunbulah Al-Fariqah for Importing Foodstuffs	2,192,997
1073	Majmout Al-Murshid for Importing Means of Transportation and Accessories LLC	2,177,823
1074	Al-Ummah Al-Muttahida for Printing, Publishing, Paper Industries, and Packaging	2,170,159
1075	Al-Tanarah for Fish Catching and Canning	2,166,055
1076	Al-Nahda Al-Libya for Cardboard and Paper Products Manufacturing	2,161,268
1077	Majmout Al-Shahid for Importing Foodstuffs	2,157,000
1078	Faris for Networks and IT	2,149,563
1079	Al-Lamsah Al-Jadidah for Furniture Manufacturing	2,144,750
1080	Najmat Al-Majrah for Importing Livestock and Meat	2,136,754
1081	Al-Biskil for Importing Electrical and Household Devices	2,136,219
1082	Al-Qudrah Al-Mi'mariyah Al-Fa'iqah for Importing Building Materials, Sanitary Supplies, and Accessories	2,130,284
1083	Al-Sahl for Communications and Technology (Joint Stock)	2,113,274
1084	Injaz Al-Wataniya for Building Materials Manufacturing	2,110,930
1085	Karzaz for Importing Building Materials, Sanitary Supplies, and Accessories	2,099,572
1086	Biyut Al-Izz Majmout for Importing Building Materials, Sanitary Supplies, and Electrical Materials	2,095,475

1087	Al-Batnan for Importing Veterinary Medicines	2,088,605
1088	Al-Rikha for Flour Manufacturing and Its Derivatives	2,080,000
1089	Al-Haram for Paint, Plastic, and Metal Containers Manufacturing	2,073,900
1090	Al-Sawa'ed Al-Alamiya for Importing Foodstuffs, Livestock, and Meat	2,062,789
1091	Jibal Libya for Importing Heavy Machinery, Spare Parts, and Factory Equipment	2,056,112
1092	Shams Al-Majd for Importing Building Materials	2,050,650
1093	Al-Sadah Al-Mumayazoon for Food and Confectionery Industries	2,041,095
1094	Itar Al-Afdal for Importing Means of Transportation and Accessories	2,040,926
1095	Al-Tawasul Factory for Wood Industries	2,040,791
1096	Al-Burhan Al-Alamiya for Importing Foodstuffs, Livestock, and Meat	2,029,790
1097	Majmout Al-Marj for Importing Foodstuffs, Livestock, and Meat	2,024,714
1098	Al-Sahil Al-Mutatawwir Al-Awal for Importing Electrical and Non-Electrical Devices and Spare Parts	2,020,666
1099	Al-Ghazq for Importing Foodstuffs	2,014,377
1100	Al-Muttahida for Aluminum and PVC Manufacturing and Decoration	2,003,890
1101	Al-Badeel for Importing Electronic Devices and Accessories	2,002,759
1102	Al-Kawkab Al-Dhahabi for Importing Electronic Devices, Accessories, and Spare Parts	2,000,283
1103	Wadyan Al-Rabea for Mills and Feed Manufacturing	1,999,250
1104	Rubu' Al-Bawadi for Feed Manufacturing	1,999,250
1105	Al-Andalus for Feed Manufacturing	1,999,250
1106	Jibal Al-Noor for Importing Medical Equipment	1,998,000
1107	Al-Amani Al-Bayda for Importing Foodstuffs	1,993,613
1108	Al-Jawhara Al-Zarqa for Importing Raw Materials	1,990,000
1109	Khatawat Al-Ibda for Importing Medical Equipment and Mother & Child Supplies	1,989,000
1110	Kayan Al-Tawasul for Importing Mobile Phones and Accessories	1,987,548
1111	Qararah for Importing Jewelry, Precious Stones, and Precious Metals	1,984,995
1112	Al-Lu'lu'ah Al-Dawliya for Importing Jewelry, Precious Metals, and Precious Stones	1,983,700
1113	Al-Mawarid Al-Muttahida for Importing Foodstuffs	1,983,031
1114	Wakeel Zliten for Importing Foodstuffs, Fruits, and Meat	1,972,500
1115	Ouras Al-Jadida for Furniture Manufacturing	1,968,217
1116	Al-Waqi'ya for Building Materials and Sanitary Supplies	1,968,000
1117	Wadi Arm Al-Dawliya for Importing Cars and Spare Parts	1,965,084
1118	Fakhama Al-Andalus for Importing Foodstuffs	1,961,900

1119	Dalil Al-Amakin for Importing Electrical and Non-Electrical Devices and Electronic Devices	1,956,720
1120	Al-Atlas Al-Alamiya for Importing Medicines, Medical Preparations, and Mother & Child Supplies	1,954,667
1121	Batoul Al-Jabal for Brick and Building Materials Manufacturing	1,950,400
1122	Al-Mazar' Al-Watani for Importing Agricultural Machinery, Supplies, and Spare Parts LLC	1,946,340
1123	Al-Shafaq for Information Technology	1,945,441
1124	Sultan Al-Baraka for Importing Foodstuffs	1,944,631
1125	Maas for Plastic Industries	1,931,518
1126	Al-Su'ud Al-Mithali for Importing Means of Transportation and Accessories	1,929,991
1127	Condor Libya for Importing Electrical and Non-Electrical Devices, Spare Parts, and Electronic Devices	1,925,104
1128	Al-Maysam Al-Dawliya for Importing Clothing, Textiles, and Leather Products	1,923,128
1129	Rand for Food Industries	1,921,030
1130	Janan Al-Mustaqbal for Importing Electrical and Electronic Devices	1,917,238
1131	Al-Ufuq Al-Dhahabi for Importing Electrical Devices, Electronics, and Household Items	1,915,707
1132	Shaimaa for Food Industries	1,914,192
1133	Afaq Al-Tatweer for Aluminum and PVC Manufacturing	1,911,494
1134	Al-Awafi for Importing Foodstuffs	1,907,716
1135	Al-Nujoom Al-Jadida for Importing Foodstuffs, Livestock, and Meat	1,906,188
1136	Al-Wataniya Al-Muttahida for Importing Foodstuffs	1,898,715
1137	Al-Mahsoul Al-Akhdar for Rice Mills, Food Industries, and Flour Derivatives	1,894,000
1138	Aghziyat Al-Shahd for Importing Foodstuffs	1,893,336
1139	Al-Safiya Al-Dhahabiya for Mills and Feed	1,890,000
1140	Shumos Al-Ghiza' for Importing Foodstuffs, Livestock, and Meat	1,889,397
1141	Majmout Al-Awael Al-Jadida for Furniture Manufacturing and Accessories	1,885,908
1142	Al-Balhaj Factory for Plastic and Aluminum Mats Manufacturing and Accessories	1,884,358
1143	Larin for Importing Agricultural Machinery, Supplies, and Spare Parts	1,880,364
1144	Al-Alama Al-Wataniya for Food Industries	1,880,037
1145	Medica for Importing Medicines, Medical Preparations, and Mother & Child Supplies	1,876,655
1146	Al-Sadaqa Al-Haditha for Telecommunications, IT, and Programming Services	1,875,000
1147	Al-Usur for Importing Clothing, Textiles, and Leather Products	1,874,040

1148	Bin Wilid Complex for Wool Industries	1,872,328
1149	Matus for Food Industries	1,872,283
1150	Al-Masar Al-Jadid for Importing Various Means of Transportation, Cars, and Spare Parts	1,872,175
1151	Afaq Al-Hayat for Importing Electronic Devices, Accessories, and Spare Parts	1,870,912
1152	Al-Bunyan Al-Libya for Iron Industries	1,868,000
1153	Itr Al-Haramin for Importing Foodstuffs and Fresh Fruits	1,866,440
1154	Al-A'midah Al-Mudi'ah for Importing Building Materials, Sanitary Supplies	1,854,900
1155	Al-Bina' Al-Mithali for Importing Electrical and Non-Electrical Devices and Spare Parts	1,845,400
1156	Al-Rawi for Dairy and Derivatives Manufacturing	1,839,296
1157	Awtad Al-Bina for Importing Building Materials, Sanitary Supplies, and Accessories	1,839,000
1158	Al-Arabiya for Communications and Technology	1,832,453
1159	Al-Arabiya for Importing Books and Stationery	1,822,298
1160	Majmout Al-Ghiza' Al-Wataniya for Importing Foodstuffs	1,815,800
1161	Apolonia Pharma for Importing Medicines and Mother & Child Supplies	1,811,068
1162	Al-Muttahida Al-Jadida for Importing Cars and Spare Parts	1,808,594
1163	Rama Libya for Plastic Industries	1,802,680
1164	Al-Qut for Food Industries	1,794,512
1165	Bayti Al-Matin for Aluminum Manufacturing	1,793,721
1166	Al-Sanwan for Food Industries, Derivatives, and Supplies	1,780,592
1167	Al-Taquddum for Metal and Plastic Industries	1,771,258
1168	Al-Rasikha for Importing Building Materials, Sanitary Supplies, and Accessories	1,756,368
1169	Tamar Al-Mawsim for Agricultural Equipment Manufacturing	1,750,500
1170	Al-Sayyadla for Importing Medicines and Medical Supplies	1,749,482
1171	Manahel Al-Mi'mar for Importing Building Materials and Sanitary Supplies	1,731,991
1172	Verona for Importing Foodstuffs, Livestock, and Meat	1,717,456
1173	Libya Al-Wataniya for Building Materials and Furniture Manufacturing	1,711,990
1174	Sah for Technology for Importing Books, Stationery, and Office Equipment	1,711,813
1175	Tazweed Libya for Importing Foodstuffs	1,709,490
1176	Al-Asaleeb Al-Faniya for Excavation Works and General Contracting	1,701,242
1177	Al-Imad for Importing Medicines, Medical Equipment, Preparations, and Mother & Child Supplies	1,693,043
1178	Al-Afdal for Feed Manufacturing	1,691,700
1179	Al-Jusoor for Importing Agricultural Machinery, Supplies, and Equipment	1,688,521

1180	Al-Qal'ah Al-Kubra for Importing Agricultural Supplies and Spare Parts	1,683,423
1181	Al-Bunyan Al-Fiddi for Importing Foodstuffs	1,680,324
1182	Al-Rasan for Importing Medicines and Medical Equipment	1,680,275
1183	Al-Ruba'i Factory for Confectionery Manufacturing and Packaging of Legumes	1,671,578
1184	Sophia Al-Mutaqaddimah for Importing Electrical and Non-Electrical Devices, Spare Parts, and Electronic Devices	1,671,375
1185	Al-Rabi' for Diapers Manufacturing, Health Care, and Cleaning Supplies	1,670,926
1186	Al-Hijaz Al-Dawliya for Importing Foodstuffs, Livestock, and Meat	1,659,332
1187	Al-Jirah Al-Alamiya for Importing Foodstuffs, Livestock, and Meat	1,655,000
1188	Al-Raha' for Importing Foodstuffs, Livestock, and Meat	1,652,040
1189	Al-Sharqah for Importing Perfumes and Cosmetic Products	1,650,000
1190	Rukaz for Importing Building Materials, Sanitary Supplies, and Accessories	1,648,373
1191	Zahra Al-Yasmin for Importing Agricultural Machinery	1,646,477
1192	Fine for Sponge and Sofas Manufacturing	1,641,739
1193	Baytik Al-Jadid for Importing Electrical and Non-Electrical Devices and Spare Parts	1,641,470
1194	Abwab Al-Fath for Importing Stationery and Office Supplies	1,627,380
1195	Dunya Al-Sihha for Importing Medicines, Sera, and Veterinary Vaccines	1,626,300
1196	Al-Habbah Al-Dhahabiya Al-Alamiya for Importing Agricultural Machinery, Fertilizers, and Farm Equipment	1,619,955
1197	Jabal Al-Kouf for Importing Cars and Spare Parts (Affiliated with Akakus Company)	1,613,778
1198	Kheir Al-Barari for Feed Manufacturing	1,612,776
1199	Al-Rabi' Factory for Cleaning Materials Manufacturing	1,611,523
1200	Al-Sahra' Al-Kabira for Cleaning Materials Manufacturing	1,610,000
1201	Wadi Al-Hayat for Importing Raw Materials	1,600,429
1202	Bayt Al-Safwa for Aluminum and PVC Manufacturing	1,598,739
1203	Clean International for Importing Decorative Items, Hardware, and Cleaning Materials	1,593,606
1204	Al-Jawda for Manufacturing and Assembling Electrical, Household, and Electronic Devices	1,593,113
1205	Qarzeh for Importing Foodstuffs and Fresh Fruits	1,590,219
1206	Al-Zaytouna Al-Khadra for Importing Agricultural Machinery and Spare Parts	1,584,718
1207	Al-Ridwan for Importing Medicines, Medical Supplies, and Equipment	1,572,411
1208	Al-Yaqout Al-Safi for Importing Heavy Machinery, Equipment, Spare Parts, and Factory Tools	1,570,703
1209	Nujoom Al-Shiyakah for Importing Clothing, Textiles, and Footwear	1,569,462

1210	Gamma Libya for Importing and Distributing Electrical Equipment and Spare Parts	1,561,610
1211	Al-Samat for Importing Medicines, Medical Equipment, and Mother & Child Supplies	1,549,099
1212	Al-Zaytouna for Plastic Industries	1,545,173
1213	Anwar Al-Mustaqbal Al-Alamiya for Importing Electrical and Non-Electrical Devices and Spare Parts	1,544,390
1214	Ital for Importing Electrical and Non-Electrical Devices, Spare Parts, and Electronic Devices	1,544,231
1215	Banan for Importing Perfumes, Cosmetics, Hardware, and Cleaning Supplies	1,539,440
1216	Bariq Al-Asriya Al-Awal for Manufacturing Cleaning Materials and Accessories	1,538,250
1217	Al-Mawja for Electronic Industries	1,537,515
1218	Barniq for Importing Industrial Machinery and Equipment	1,531,200
1219	Muruj Libya for Importing Agricultural Machinery, Supplies, and Spare Parts	1,530,000
1220	Victoria for Importing Foodstuffs, Livestock, and Meat	1,526,737
1221	Al-Rahmani for Clinker Grinding and Cement Manufacturing	1,524,000
1222	Al-Ijtihad for Importing Electrical and Non-Electrical Devices and Spare Parts	1,515,671
1223	Insam International for Importing Electrical and Non-Electrical Devices	1,506,412
1224	Al-Shahin International for Importing Foodstuffs	1,502,300
1225	Al-Basha'er for Importing Electrical Devices	1,501,175
1226	Al-Ma'moura for Agricultural and Livestock Investment	1,501,039
1227	Al-Badeel Al-Sina'i for PVC Manufacturing	1,500,194
1228	Shumou' Al-Insha'at and Metal Industries	1,499,786
1229	Basha'er Al-Mustaqbal Al-Awal for Importing Building Materials, Sanitary Supplies, and Accessories	1,496,530
1230	Qasr Al-Sadeer for Importing Ceramics and Building Materials	1,494,670
1231	Al-Hussein for Electrical Manufacturing and Services	1,485,192
1232	Al-Mutawassit Al-Zahir for Importing Foodstuffs	1,484,097
1233	Sama Misrata for Importing Foodstuffs, Livestock, and Meat	1,482,000
1234	Sultana for Importing Foodstuffs, Livestock, and Meat	1,481,184
1235	Al-Burj Al-Alamiya for Importing Means of Transportation and Accessories	1,480,000
1236	Itr Al-Sharq for Importing Cleaning Materials	1,467,571
1237	Misrata Factory for Plastic Pipes Manufacturing	1,462,439
1238	Al-Nawafidh Al-Asriya for PVC and Aluminum Manufacturing	1,456,742
1239	Al-Takamul Factory for Corrugated Sheet Manufacturing	1,456,450
1240	Al-Ibda' Al-Hurr for Importing Clothing, Textiles, and Leather Products	1,454,644

1241	Al-Ithar Al-Da'im for Importing Foodstuffs, Livestock, and Meat	1,448,687
1242	Al-Toumi for Importing Building Materials, Sanitary Supplies	1,448,550
1243	Al-Talal for Importing Agricultural Machinery, Supplies, and Spare Parts	1,447,302
1244	North Africa International for Importing Generators and Spare Parts	1,444,156
1245	Bab Al-Libya for Importing Medical Equipment, Preparations, and Mother & Child Supplies	1,444,138
1246	Ard Al-Hayat for Agricultural Development and Livestock Production	1,440,000
1247	Al-Jawda Al-Mutakamilah for Importing Agricultural Machinery, Supplies, and Spare Parts	1,440,000
1248	Al-Noor Al-Abyad for Importing Machinery and Agricultural Supplies	1,440,000
1249	Amial for Importing Electrical and Non-Electrical Devices and Spare Parts	1,438,224
1250	Al-Ikhwa Al-Muttahidun for Importing Household Materials, Devices, and Electrical Supplies	1,433,021
1251	Dar Al-Joud for Carton, Bags, and Paper Envelope Manufacturing	1,427,090
1252	Karzaz Factory for Plastic Industries	1,427,000
1253	Al-Tawafuq Al-Da'im for Importing Foodstuffs	1,418,636
1254	Al-Nahda Al-Wataniya for Importing Means of Transportation and Accessories	1,416,899
1255	Enor Al-Awal for Kitchen and Furniture Manufacturing	1,416,251
1256	Al-Tamad for Poultry Farming and Hatchery	1,414,094
1257	Al-Bayt Al-Mumayaz for Importing Building Materials, Sanitary Supplies, and Accessories	1,413,897
1258	Majmout Al-Hada'iq Al-Khadra for Importing Foodstuffs	1,410,000
1259	Alam Al-Itqan for Iron Manufacturing	1,409,927
1260	Al-Rayah for Agricultural Production	1,404,447
1261	Al-Muthallathat for Food Industries (Joint Stock)	1,403,572
1262	Al-Keis for Plastic Industries	1,402,799
1263	Al-Khalil for Importing Means of Transportation and Accessories	1,380,000
1264	Joud Libya for Importing Agricultural Machinery, Supplies, and Spare Parts	1,373,571
1265	Al-Ma'aden Al-Libi for Iron Industries and Hangars	1,372,585
1266	Ruwasi Al-Sahra for Importing Oils, Lubricants, Means of Transportation, and Accessories	1,368,653
1267	Al-Alamiya for Prefabricated Buildings	1,367,750
1268	Al-Watad for Mills and Feed	1,362,960
1269	Al-Saqia for Importing Foodstuffs, Livestock, and Meat	1,361,138
1270	Ward Al-Gharb for Importing Cosmetics, Hardware, and Cleaning Supplies	1,358,610

1271	Bab Al-Imara for General Contracting and Real Estate Investment	1,356,232
1272	Al-Abraj Al-Dhahabiya for Paints and Putty	1,355,782
1273	Al-Rahiq Al-Azraq for Food Industries	1,353,060
1274	Gharb Al-Mutawassit for Importing Cleaning Supplies	1,342,948
1275	Al-Shurooq Al-Dhahabi for Importing Foodstuffs, Livestock, and Meat	1,340,640
1276	Al-Burj Al-Ghitha'i Al-Jadid for Importing Foodstuffs, Livestock, and Meat	1,340,000
1277	Al-Ta'awun Al-Awwali for Importing Building Materials, Sanitary Supplies, and Accessories	1,338,243
1278	Mega Sport for Importing Clothing and Footwear	1,334,932
1279	Al-Ada' Al-Aali for Importing Building Materials and Sanitary Supplies	1,334,536
1280	Al-Ghitha' Al-Afdal for Importing Foodstuffs (Limited Liability)	1,331,519
1281	Marahil Al-Bina' for Importing Building Materials and Sanitary Supplies	1,328,071
1282	Buyoot Al-Izz for Manufacturing Building Materials	1,322,320
1283	Ma'idat Al-Rahman for Importing Foodstuffs	1,314,000
1284	Technology Industries for Metal and Iron Construction Works	1,310,892
1285	Wadi Al-Hayat for Importing Means of Transportation and Accessories	1,310,800
1286	Aryaf Biladi for Importing Foodstuffs	1,309,078
1287	Al-Masdar Al-Alami for Importing Foodstuffs, Meat, and Livestock	1,304,113
1288	Rawan Al-Amal for Importing Foodstuffs, Livestock, and Meat	1,303,150
1289	Al-Rasm for Importing Books and Stationery	1,303,080
1290	Al-Majmu'a Al-Janubiya for Information Technology	1,288,257
1291	Al-Qata'at Al-Haditha for Aluminum Manufacturing	1,286,878
1292	Al-Nabd Al-Jadid for Telecommunications and IT	1,286,000
1293	Ghadames Aviation (Affiliated with Panorama Holding)	1,285,631
1294	Al-Qutn Al-Abyad for Importing Clothing, Fabrics, and Leather Products	1,285,304
1295	Jabal Al-Sahel for Information Technology	1,275,142
1296	Al-Muthallath for Importing Electrical Devices and Tools	1,270,436
1297	Al-Aws Libya for Importing Foodstuffs	1,267,483
1298	Al-Aqiq for Communications and Technology	1,263,600
1299	Buhayrat Al-Saraya for Importing Heavy Machinery, Equipment, Spare Parts, and Factory Tools	1,263,013
1300	Haddathat Al-Asr for Importing Agricultural Machinery, Supplies, and Spare Parts	1,256,816
1301	Al-Mazare' Al-Awwal for Importing Livestock and Meat	1,255,142
1302	Al-Sada for Importing Medical and Pharmaceutical Equipment and Supplies	1,254,313
1303	Al-Mazin for Importing Foodstuffs, Livestock, and Meat	1,250,113

1304	Al-Basateen Al-Khadra Majmout for Importing Foodstuffs, Fresh Fruits, Livestock, and Meat	1,250,000
1305	Al-Asima Al-Alamiya for Importing Cars and Spare Parts	1,248,563
1306	Nida' Al-Mustaqbal for Importing Means of Transportation, Spare Parts, and Accessories	1,248,470
1307	Bahr Al-Ruqy for Information Technology	1,240,639
1308	Al-Zain Al-Dawliya for Importing Tobacco, Cigarettes, and Supplies	1,237,995
1309	Medico for Importing Medicines, Medical Equipment, and Mother & Child Supplies	1,237,929
1310	Al-Masfoufa Al-Raqmiya for Telecommunications, IT, and Value-Added Services	1,236,700
1311	Jeel Al-Amal for Importing Livestock and Meat	1,232,280
1312	Biladi Factory for Paint Manufacturing	1,224,331
1313	Al-Ta'awun Al-Sate' for Importing Building Materials, Sanitary Supplies, and Accessories	1,224,119
1314	Andrah for Cleaning Materials Manufacturing	1,224,031
1315	Al-Tawafuq Al-Dawli for Importing Electrical and Electronic Devices and Accessories	1,224,029
1316	Al-Inmaa Al-Tadhamuniya for Importing Building Materials	1,217,691
1317	Al-Mutafawiq Al-Bari' for Importing Electrical Devices	1,217,250
1318	Al-Na'am Al-Alamiya for Food Industries	1,215,000
1319	Al-Rabi' Al-Sa'id for Importing Building Materials, Sanitary Supplies, and Accessories	1,212,866
1320	Al-Ufuq Al-Haditha for Importing Building Materials, Sanitary Supplies, and Accessories	1,212,599
1321	Al-Tahadi Al-Awwal for Furniture Manufacturing	1,207,116
1322	Al-Wakeel Al-Alamiya Al-Awwal for Importing Medicines, Mother & Child Supplies, and Medical Equipment	1,207,059
1323	Hadid Libya Al-Wataniya for Iron Industries	1,203,042
1324	Najmat Biladi for Manufacturing Aluminum, PVC, and Accessories	1,202,645
1325	Al-Raqa'iq Al-Aliya for Importing Electrical, Non-Electrical Devices, and Electronics	1,200,750
1326	Adwaa Al-Mutawassit for Importing Electrical and Electronic Devices	1,200,642
1327	Al-Zad Al-Shafi for Importing Medicines, Mother & Child Supplies, and Medical Equipment	1,200,364
1328	Wadi Zain for Importing Medicines, Medical Preparations, and Mother & Child Supplies	1,199,352

1329	Al-Barza for Importing Foodstuffs	1,199,191
1330	Al-Mutajaddid for Importing Home and Office Furniture	1,198,023
1331	Al-Akleel for Importing Cosmetics, Hardware, and Cleaning Supplies	1,197,384
1332	Al-Itar Al-Amin for Importing Tires, Rims, and Car Accessories	1,192,765
1333	Al-Makhzoun Al-Tayyib for Importing Mother & Child Supplies	1,191,975
1334	Al-Riyada for Iron Industries	1,189,775
1335	Bir Lyas for Importing Agricultural Machinery, Supplies, and Spare Parts	1,183,112
1336	Al-Alamiya Al-Mutamayiza for Importing Means of Transportation and Accessories	1,182,932
1337	Gharian International for Importing Electrical and Electronic Devices	1,182,412
1338	Wadi Al-Namaa for Importing Agricultural Machinery, Supplies, and Spare Parts	1,179,804
1339	Al-Alamiya for Beverages	1,177,716
1340	Al-Masa International for Importing Medical Equipment, Medicines, and Mother & Child Supplies	1,177,468
1341	Al-Muthmirah for Importing Foodstuffs	1,168,754
1342	Al-Taqaddum Al-Watani for Importing Building Materials, Sanitary Supplies, and Accessories	1,160,924
1343	Azka for Importing Means of Transportation and Accessories	1,158,531
1344	Al-Alamiya for Confectionery and Food Industries	1,158,261
1345	Sumoud Al-Abraj for Importing Building Materials, Sanitary Supplies, and Accessories	1,157,767
1346	Ru'ya Al-Mustaqbal for Importing Foodstuffs	1,154,925
1347	Al-Bayader Al-Khadra for Importing Various Means of Transportation and Accessories	1,154,495
1348	Al-Haql Al-Akhdar for Importing Agricultural Machinery, Supplies, and Spare Parts	1,154,084
1349	Al-Wataniya Al-Awwal for Flour and Feed Manufacturing	1,152,750
1350	Alam Al-Batriq for Importing Electronics, Accessories, and Spare Parts	1,152,524
1351	Al-Ittihad Al-Ra'id for Importing Furniture	1,149,515
1352	Al-Dalil Al-Tibi for Importing Medicines and Medical Preparations	1,138,325
1353	Libya Al-Majd for Importing Cleaning Materials and Hardware	1,137,414
1354	Al-Rahba for Importing Foodstuffs	1,137,380
1355	Al-Kouf Al-Bahir for Importing Heavy Machinery, Equipment, and Spare Parts	1,136,931
1356	Al-Bidaa Al-Haditha for Importing Veterinary Medicines and Sera	1,136,640
1357	Electron Al-Alamiya for Importing Digital Systems and IT	1,128,969
1358	Al-Kouf for Importing Electrical Devices, Spare Parts, and Electronics	1,127,300

1359	Areej Al-Ghitha' for Importing and Distributing Foodstuffs, Livestock, and Meat	1,125,208
1360	Al-Mizan Al-Dhahabi Al-Jadid for Importing Building Materials, Sanitary Supplies, and Accessories	1,124,625
1361	Al-Anarat Al-Mutawassit for Importing Electrical and Non-Electrical Devices	1,122,710
1362	Al-Ruwad Factory for Aluminum and PVC Manufacturing	1,116,476
1363	Al-Tamayuz Al-Arabi for Importing Building Materials, Sanitary Supplies, and Accessories	1,114,918
1364	Rima for Importing Foodstuffs	1,114,610
1365	Al-Malika Al-Dhahabiya for Mother & Child Supplies	1,112,926
1366	Rabah for Plastic Industries	1,108,470
1367	Khozfiya for Importing Building Materials and Sanitary Supplies	1,106,836
1368	Qawa'id Al-Majd for General Contracting and Real Estate Investment	1,104,964
1369	Jabal Al-Sharq for Poultry Farming, Egg, and Meat Production	1,103,961
1370	Al-Sarb Al-Tibi for Importing Medicines and Medical Equipment	1,102,719
1371	Al-Basma Al-Tibiya Al-Dawliya for Importing Medicines and Medical Equipment	1,101,425
1372	Jabal Al-Noor for Importing Clothing, Textiles, and Leather Products	1,092,397
1373	Al-Jawda Al-Aliya for Agricultural and Livestock Investment	1,089,310
1374	Al-Rukn Al-Sharqi for Information Technology	1,083,948
1375	Al-Mazaq Al-Kori for Importing Foodstuffs, Livestock, and Meat	1,078,680
1376	Al-Ghallal for Food Industries	1,073,000
1377	Al-Zaha for Importing Foodstuffs	1,072,395
1378	Matla' Al-Fajr Majmout for Importing Foodstuffs, Fruits, Vegetables, Livestock, and Meat	1,071,852
1379	Al-Ghazala for Importing Building Materials, Sanitary Supplies, and Accessories	1,069,288
1380	Mayar Al-Awwal Al-Alamiya for Importing Foodstuffs, Livestock, and Meat (LLC)	1,066,569
1381	Dar Al-Salam for Importing Foodstuffs	1,064,698
1382	Al-Hadatha Al-Mutaqaddima for Importing Mobile Phones, Accessories, and Electronics	1,063,000
1383	Marai Al-Jabal for Feed Manufacturing	1,060,000
1384	Lamsat Al-Marh for Importing Books and Stationery	1,049,340
1385	Al-Rifaqa for Importing Building Materials and Sanitary Supplies	1,046,918
1386	Al-Diyar Al-Arabiya for Importing Building Materials, Sanitary Supplies, and Accessories	1,045,732
1387	Loran for Importing Foodstuffs, Meat, and Livestock	1,039,985
1388	Al-Risala for Importing Foodstuffs	1,035,505

1389	Babel Al-Haditha for Importing Clothing, Textiles, Footwear, and Leather Products	1,031,893
1390	Dar Al-Tijara for Importing Foodstuffs, Livestock, and Meat	1,030,523
1391	Al-Namaa Al-Filahi for Importing Agricultural Materials, Supplies, and Spare Parts	1,030,178
1392	Al-Nakheel Al-Awwal for Importing Raw Materials	1,029,228
1393	Misilia for Importing Foodstuffs	1,027,365
1394	Al-Mustaqbal Al-Mudi Al-Dawli for Importing Mother & Child Supplies	1,023,319
1395	Al-Tanmia Factory for Wire Mesh Sheets Manufacturing	1,021,090
1396	Hadaf Al-Salama for Information Technology	1,020,026
1397	Al-Mizan Al-Matloub for Information Technology	1,019,672
1398	Al-Sur'a Al-Daqiqa for Information Technology	1,018,702
1399	Al-Siraj Al-Munir for Information Technology	1,016,961
1400	Al-Hasad Al-Da'im for Importing Agricultural Machinery, Supplies, and Spare Parts	1,014,307
1401	Al-Khaleej for Importing Clothing, Textiles, and Leather Products	1,013,828
1402	Al-Masdar Al-Amin for Importing Means of Transportation and Accessories	1,008,926
1403	Sipes Libya for Paint Manufacturing (Joint Venture)	1,005,075
1404	Al-Mazra'a Al-Dhahabiya for Agricultural Investment and Production	1,004,302
1405	Qarnab for Importing Cars, Spare Parts, Oils, and Lubricants	1,001,857
1406	Minan for Importing Means of Transportation and Accessories	1,000,936
1407	Al-Saraha for Importing Means of Transportation and Accessories	1,000,400
1408	Al-Thiqa Al-Dawliya for Electro-Mechanical Works	1,000,000
1409	Al-Ittihad Al-Arabi for Importing Medicines, Medical Equipment, and Mother & Child Supplies	999,981
1410	Steel International for Iron Industries	998,717
1411	Manarat Shahat Factory for Aluminum	998,116
1412	Al-Borouj Al-Muttahida Al-Awwal for Feed, Flour, and Grain Milling	997,500
1413	Al-Yasmin Al-Dawliya for Food Industries	996,855
1414	Sofana for Importing Foodstuffs, Livestock, and Meat	995,181
1415	Kenzi for Importing Medical Equipment, Medicines, and Mother & Child Supplies	994,221
1416	Al-Afaq Al-Awwal for Importing Electrical, Non-Electrical Devices, Spare Parts, and Electronics	993,000
1417	Al-Mazra'a Al-Libiya Al-Awwal for Importing Foodstuffs, Livestock, and Meat	992,250
1418	Havana for Installation and Maintenance of Systems of All Types	992,025
1419	Al-Bina' Al-Fakhir Al-Awwal for Manufacturing Building Materials	989,800
1420	Quwat Al-Foulad for Hangars, Prefabricated Houses, and Metal Forming	987,550
1421	Al-Ijma' for Importing Household and Electrical Devices	986,472

1422	Al-Fahd Al-Saree' for Importing Raw Materials	980,546
1423	Al-Itar for Importing Means of Transportation and Accessories	978,992
1424	Rimal Libya for Communications and Information Technology	976,080
1425	Al-Riyada Al-Dawiya for Importing Medical Equipment and Medicines	975,764
1426	Al-Zad Al-Alamiya for Food Industries	975,465
1427	Al-Dafniya Al-Haditha for Iron Industries	974,700
1428	Al-Khodouri Factory for Agricultural Vehicles and Water Tanks	974,400
1429	Al-Amira Factory for Food Industries	974,053
1430	Al-Najma Al-Awwal for Importing Restaurant, Hotel, and Café Equipment	972,005
1431	Rabwa Al-Gharb for Importing Foodstuffs	971,896
1432	Al-Muntaha Al-Dawliya for Importing Electrical, Non-Electrical Devices, Spare Parts, and Electronics	970,632
1433	Qala'at Al-Mukhtar for Importing Computers and Accessories	969,200
1434	Al-Diyar Al-Alamiya for Importing Building Materials, Sanitary Supplies, and Accessories	968,550
1435	Ajwa'a for Agricultural and Livestock Investment	964,154
1436	Al-Anees for Importing Cosmetics	963,353
1437	Al-Qalam for Installation, Maintenance, and Development of Systems	963,000
1438	Al-Fursan Al-Awwal for Importing Clothing, Textiles, and Leather Products	961,790
1439	Al-Tijara Al-Wataniya for Catering and Services	961,573
1440	Al-Tatweer Al-Mutamayiz for Importing Electrical, Electronic Devices, and Accessories	961,532
1441	Beta Al-Dawiya Al-Awwal for Importing Medicines, Medical Preparations, and Equipment	957,009
1442	Al-Badeel Al-Mumtaz for Importing Electrical, Electronic, and Non-Electrical Devices	956,280
1443	Yamama Al-Sharq for Importing Foodstuffs	955,876
1444	Al-Noor Al-Haditha for Importing Foodstuffs	953,740
1445	Al-Qal'a Al-Haditha for Importing Foodstuffs	953,170
1446	Al-Fada'iyat for Importing Electronics	950,000
1447	Al-Libiya Al-Awwal for Soap and Cleaning Materials Manufacturing	949,798
1448	Al-Zahir for Office and Home Furniture Manufacturing	949,299
1449	Marjan Al-Bahr for Importing Frozen Fish, Livestock, and Meat	948,088
1450	Al-Muha for Importing Veterinary Vaccines and Medicines	944,748
1451	Al-Lamsa for Importing Furniture and Accessories	940,848

1452	Baker for E-Commerce and Delivery	940,702
1453	Al-Dar Al-Jadida for Importing Building Materials, Sanitary Supplies, and Accessories	940,350
1454	Sanabel Al-Zahra for Importing Farm Equipment and Agricultural Supplies	937,992
1455	Al-Tair Al-Abyad for Food Industries	930,628
1456	Al-Jadida for Food Industries	930,540
1457	Jawharat Al-Ajban for Importing Foodstuffs	930,020
1458	Al-Waleed for Importing Electrical and Electronic Devices	927,625
1459	Fatoon Libya for Importing Clothing	924,702
1460	Droub Al-Mustaqbal for Manufacturing Sanitary and Building Materials	918,180
1461	Wafra Al-Madina for Food Industries	917,535
1462	Hadrian for Importing Cars and Spare Parts	916,471
1463	Al-Atlas Al-Dawli for Importing Building Materials, Sanitary Supplies, and Accessories	910,308
1464	Al-Tanmia for Importing Oil Equipment and Devices	907,781
1465	Qubtan Libya for Importing Foodstuffs, Livestock, and Meat	907,467
1466	Arkan Al-Dawliya for Importing Medical Equipment, Medicines, and Mother & Child Supplies	906,951
1467	Al-Shifa' for Importing Medicines	906,745
1468	Al-Dhiya' Al-Raqi for Iron Industries	905,219
1469	Al-A'mar Al-Bahir for Importing Electrical Devices, Spare Parts, and Electronics	904,335
1470	Ahl Al-Tibb for Importing Medical Equipment, Supplies, and Mother & Child Items	904,155
1471	Hadharat Babel for Importing Cleaning Materials	901,450
1472	Al-Tarabot Al-Da'im for Importing Means of Transportation and Accessories	900,500
1473	Muhit Al-Madina for Importing Electronics	900,000
1474	Ashraqat Al-Amal for Agricultural and Livestock Investment and Poultry Farming	900,000
1475	Wadi B for Feed and Agricultural Supplies Manufacturing	900,000
1476	Abeen for Importing Heavy Machinery, Equipment, Spare Parts, and Factory Tools	898,836
1477	Rawaih Al-Jabal for Importing Cleaning, Cosmetics, and Hardware	895,825
1478	Masafi Al-Khair for Importing Foodstuffs	895,375
1479	Al-Muthmir Al-Awwal for Importing Agricultural Equipment, Supplies, and Machinery	891,682
1480	Alam Al-Muharikat Al-Ra'id for Importing Means of Transportation and Accessories (LLC)	890,380
1481	Al-Majmu'a Al-Ra'ida for Manufacturing Cups and Café Supplies	889,580

1482	Al-Jawda Al-Mutakaddima Al-Haditha for Food Industries	889,350
1483	Tijara Al-Mustaqbal for Importing Foodstuffs	886,116
1484	Aramex Libya for Express Mail Services	880,359
1485	Mawasem Al-Khair Al-Kubra for Importing Agricultural Machinery, Supplies, and Spare Parts	877,845
1486	Al-Salama for Importing Fabrics and Textiles	876,914
1487	Al-Asil for Food Industries	875,209
1488	Al-Mawadda Al-Wusta for Importing Foodstuffs, Livestock, and Meat	869,470
1489	Libya Al-Ataa for Importing Foodstuffs	868,570
1490	Kimji for Importing Means of Transportation	866,450
1491	Al-Alama Al-Awwal for Importing Medical Equipment, Medicines, and Mother & Child Supplies	862,702
1492	Adrar Libya for Importing Cleaning Materials, Cosmetics, and Hardware	862,576
1493	Itihad Electronics for Importing Electrical and Electronic Devices	860,166
1494	Al-Fikra Al-Haditha for Importing Foodstuffs	857,754
1495	Al-Iqlim for Importing Foodstuffs and Meat	856,851
1496	Al-Bayt Al-Jadid for Electronic and Electrical Industries	856,592
1497	Awrak Al-Khair for Importing Foodstuffs, Livestock, and Meat	849,695
1498	Al-Auras Trading for Importing Foodstuffs, Livestock, and Meat	845,301
1499	Al-Bunduqiya for Importing Foodstuffs	835,063
1500	Al-Qal'a for Soap and Cleaning Materials (Joint Stock)	828,083
1501	Al-Sulb Factory for Corrugated Sheet Manufacturing	827,539
1502	Al-Diqqa Al-Amin for Importing Means of Transportation and Accessories	825,627
1503	Ras Al-Majin Factory for Manufacturing All Types of Car Radiators	823,756
1504	Al-Shu'la Al-Mutamayiza for Importing Electrical, Non-Electrical Devices, and Spare Parts	821,887
1505	Zliten for Iron Industries	820,085
1506	mbaasa for Importing All Types of Building Materials	820,000
1507	Amjad II Factory for Manufacturing Cleaning Materials	815,966
1508	Dar Alsaqia for Importing Foodstuffs, Livestock, and Meat	814,116
1509	Titan for Importing Clothing, Shoes, Leather Products, Textiles, and Carpets	811,320
1510	Alqimma Almutahida for Importing Agricultural Machinery, Supplies, and Spare Parts	808,473
1511	Sultan for Food Industries, Water, and Beverage Bottling	806,298
1512	Midan Alnakhla for Importing Foodstuffs	805,144

1513	Rabee Aldarb for Importing Vehicles and Accessories	805,102
1514	Rouh Libya for Importing Medicines, Medical Equipment, and Mother & Child Supplies	803,625
1515	Altafoq International for Importing Grains, Seeds, and Animal Feed	802,500
1516	Almutafawwiqa for Importing Electronics	797,783
1517	Touba for Importing Vehicles and Accessories	796,210
1518	Majmet Alqadi for Importing Furniture	793,299
1519	Yafa Commercial for Importing Medical Equipment, Medicines, and Mother & Child Supplies	791,128
1520	Alfursan for Plastic Industries	790,516
1521	Muharrik Tripoli for Importing Cars and Spare Parts	790,107
1522	Altanmia International for Importing Vehicles and Accessories	782,600
1523	Jisr Alkhaleej for Importing Livestock and Meat	780,702
1524	Dads for Mills, Feed, and Rice Processing	780,578
1525	Aljuthoor for Importing Building and Sanitary Materials and Accessories	780,574
1526	Almajmoua Allibiya for Importing Air Conditioning and Heating Systems	777,686
1527	Liptz for Importing Foodstuffs	777,196
1528	Yashfin International for Importing Medicines and Veterinary Vaccines	776,587
1529	Alrayhana Industrial for Food Industries	775,779
1530	Alwedad for Importing Foodstuffs, Livestock, and Meat	774,900
1531	Alsarh Alfadhi for Importing Machinery, Heavy Equipment, Supplies, and Spare Parts	774,519
1532	Alashiqaa for Plastic Industries	774,296
1533	Touba International for Importing Furniture and Accessories	774,110
1534	Alshams Altebbiya for Importing Medical Equipment, Medicines, and Mother & Child Supplies	772,684
1535	Wahat Rabyana International for Importing Foodstuffs	771,074
1536	Alnujum Alalamiya for Importing Foodstuffs, Livestock, and Meat	770,430
1537	Yasmin Libya Alhaditha for Importing Foodstuffs	770,023
1538	Alhima for Importing Medicines and Medical Equipment	769,985
1539	Droub Alrakhah for Importing Foodstuffs	768,500
1540	Alhamdi for Importing Foodstuffs	765,914
1541	Alreem for Importing Medicines and Medical Equipment	760,039
1542	Uloom Alahya for Medical and Laboratory Services (Joint Stock)	756,465
1543	Krochi for Manufacturing Aluminum and PVC	753,854

1544	Naseem Albahar Misrata for Food Industries	753,118
1545	Alasas Almateen for Importing Building and Sanitary Materials and Accessories	750,027
1546	Alsadara for Manufacturing, Packaging, and Processing Foodstuffs, Legumes, Nuts, and Coffee	745,390
1547	Almiemar Altam for Importing Electrical Devices and Materials	745,246
1548	Alrabi Alawali for Importing Medicines and Medical Equipment	742,045
1549	Alsaraya Factory for Manufacturing Aluminum Doors and Windows	741,859
1550	Alistishari for Importing Computers and Accessories	740,386
1551	Dar Albaraka for Importing Furniture and Accessories	739,490
1552	Alqarib for Financial and Electronic Services	733,450
1553	Alwaha Aljadeeda for Importing Foodstuffs	732,806
1554	Alithar Aljadeed for Importing Foodstuffs, Livestock, and Meat	729,716
1555	Tadawul for Electronic Technology (Joint Stock)	729,682
1556	Qimmat Aljawdah for Manufacturing Doors, Windows, Aluminum, PVC, and Accessories	729,597
1557	Sakhrat Ghat for Importing Building and Sanitary Materials and Accessories	727,448
1558	Wahaat Libya for Importing Foodstuffs	726,756
1559	Aburuwaila Factory for Manufacturing Household and Plastic Products	726,445
1560	Alasala Alraae for Importing Furniture	725,400
1561	Tajhizat Aloboor for Importing Car Spare Parts	723,169
1562	Alduwaliya for Importing Agricultural Supplies	720,000
1563	Amal Altabea for Importing Agricultural Machinery, Supplies, and Spare Parts	718,331
1564	Albunyuan Alali for Manufacturing Steel, Aluminum, PVC Doors and Windows	713,432
1565	Manar Alghad for Importing Foodstuffs	713,134
1566	Almihniya for Importing Workshop and Manufacturing Equipment	712,200
1567	Sadeem International for Importing Foodstuffs, Livestock, and Meat	711,162
1568	Fakhama Aljibal for Manufacturing Building Materials	708,775
1569	Alatwar for Importing Electrical Systems	707,247
1570	Jawharat Aljabal for Importing Medical Equipment and Mother & Child Supplies	703,710
1571	Balahaj Factory for Manufacturing Car Radiators	701,543
1572	Arkan Albina Alalia for General Contracting and Real Estate Investment	701,190
1573	Bianki for Importing Clothing	700,000
1574	Qatrat Alnada Alawali for Importing Pumps and Building Materials	698,434
1575	Dar Alkhubra for Importing Electrical and Non-Electrical Devices, Spare Parts, and Electronics	697,887

1576	Ammar Group for Manufacturing Building Materials	695,520
1577	Alnakheel Factory for Food Industries	692,584
1578	Alhaditha for Importing Foodstuffs	691,864
1579	Alitar Alhadith for Importing Cars and Spare Parts	691,043
1580	Malameh Alnoor for Food Industries	688,097
1581	Alandalus for Manufacturing Ice Cream	684,798
1582	Badr Misrata for Importing Foodstuffs, Livestock, and Meat	680,400
1583	Altanmia for Manufacturing Plastic Pipes	679,668
1584	Homey for Importing Electrical and Non-Electrical Devices and Spare Parts	679,519
1585	Aljidar Aljadeed for Importing Heavy Machinery, Equipment, Supplies, and Spare Parts	676,800
1586	Asda Libya for Importing Electrical and Non-Electrical Devices and Spare Parts	675,357
1587	Alamtiyah for Importing Leather Products and Clothing	674,560
1588	Alazeema for Importing Foodstuffs	672,045
1589	Allamsa Almalakiya for Importing Agricultural Machinery, Supplies, and Spare Parts	671,707
1590	Alfars Aldawli for Importing Foodstuffs, Livestock, and Meat	670,599
1591	Eesal Almutakadem for Importing Vehicles and Accessories	670,089
1592	Alfahd Alastori for Importing Foodstuffs, Livestock, and Meat	669,244
1593	Qartaj International for Importing Foodstuffs and Fresh Fruits	665,855
1594	Altaj Alghidha Aldhahabi for Importing Foodstuffs, Livestock, and Meat	661,237
1595	Majmet Alnari International for Importing Heavy Machinery, Equipment, Supplies, and Spare Parts	660,217
1596	Almusheeraqi for Importing Medicines, Medical Equipment, and Mother & Child Supplies	657,012
1597	Alosra Almethalya for Manufacturing Foodstuffs	656,111
1598	Alalam Almushriq for Scrap Collection, Sorting, and Pressing	643,246
1599	Alaydi Aldhahabiya for Iron Industries	642,600
1600	Karakas for Importing Foodstuffs	642,136
1601	Alhilal Alhasan for Importing Electrical and Non-Electrical Devices and Spare Parts	641,080
1602	Biladi Aljadeeda for Food Industries	640,478
1603	Hadaiq Janat for Importing Agricultural Machinery, Supplies, and Spare Parts	639,022
1604	Rawafid Almadina for Importing Electrical Devices and Spare Parts	638,650
1605	Wadi Jumhor for Importing Games and Sports Equipment	635,948
1606	Alshorouq Alalamiya for Printing, Advertising, and Publishing	635,898

1607	Albaraka International for Importing Building and Sanitary Materials	635,402
1608	Altayran Alalamiya for Air Transport	635,335
1609	Almansour for Manufacturing Baby Diapers	634,242
1610	Almethali Alhadith for Importing Electrical and Non-Electrical Devices and Spare Parts	631,549
1611	Alaydi for Manufacturing Building Materials	627,646
1612	Alhaql Alzraei for Importing Agricultural Pesticides	627,590
1613	Alshorouq Allibiya for Poultry Breeding	622,032
1614	Mafaza Africa for Importing Vehicles and Accessories	620,840
1615	Tibesti for Importing Electrical and Non-Electrical Devices, Spare Parts, and Electronics	618,757
1616	Qartaj Alalamiya for Importing Foodstuffs	617,335
1617	Matla Alfajr for Importing Medicines, Medical Supplies, and Mother & Child Equipment	617,331
1618	Droub Alforat for Food Industries	616,997
1619	Majmet Alyaqout for Importing Electrical and Non-Electrical Devices, Spare Parts, and Electronics	616,290
1620	Bab Africa Aljadeeda for Food Industries	614,503
1621	Altqan for Manufacturing Aluminum and PVC	614,398
1622	Almuqdam for Iron Industries	611,950
1623	Albahira for Importing Cleaning Materials	611,381
1624	Bir Ahkim for Importing Furniture and Home Furnishings	606,166
1625	Riyadh Almadina for Importing Foodstuffs	605,250
1626	Ben Faraj for Importing Tires and Limited Tables	604,191
1627	Matin for Importing Mother & Child Supplies	602,469
1628	Albayt Alfakher for Importing Electrical and Household Devices	600,000
1629	Alnahda Factory for Manufacturing Clothing	599,100
1630	Almansoura Libya for Food Industries	598,734
1631	Alzamruda International for Importing Books and Stationery	598,500
1632	Haiti Alalamiya for Importing Medicines, Equipment, and Medical Supplies	598,396
1633	Alsaqi for Bottling and Packaging Water, Oils, Beverages, and All Foodstuffs	597,322
1634	Daam Alshabaka for Importing Electrical Devices	597,203
1635	Qasr Alttawfiq for Importing Building and Sanitary Materials and Accessories	595,000
1636	Almustaqbal Factory for Manufacturing Gypsum and Decorations	594,840
1637	Alittijah Alawwal for Importing Agricultural Supplies	593,433

1638	Alasmaa for Importing Cleaning Materials	592,688
1639	Alqudra for Importing Medicines and Veterinary Vaccines	592,502
1640	Abha Alghidha for Importing Foodstuffs, Fresh Fruits, Livestock, and Meat	590,891
1641	Rimas Libya for Oil Services	590,506
1642	Alsaraya Alhamra for Importing and Marble Pieces	589,637
1643	Alnourain for Importing Foodstuffs	589,094
1644	Karam Aldiyafa Libya for Food Industries and Sweets	586,874
1645	Alimad Almodi for Information Technology and Communication Systems	586,053
1646	Altaahadun for Importing Books and Stationery	586,030
1647	Alqandoz Factory for Manufacturing Aluminum Mats	583,461
1648	Almahasil Alghidha for Importing Foodstuffs	583,233
1649	Altafoq Alarabi for Importing Foodstuffs, Livestock, and Meat	582,500
1650	Alandalus Home for Importing Furniture	580,680
1651	Najm Albahar for Marine Transport (Limited Liability)	580,000
1652	Almanar for Food Industries	578,657
1653	Alsuroor for Manufacturing PVC and Aluminum	577,398
1654	Alsarayi Factory for Manufacturing Aluminum Doors and Windows	576,933
1655	Alsafnat Alaslia for Importing Vehicles and Accessories	576,125
1656	Jawad Alnaeem for Importing Foodstuffs	574,328
1657	Alyaqout for Agricultural and Animal Production	573,482
1658	Bayt Alizdiyar for Manufacturing Furniture and Kitchens	573,341
1659	Altanmia Alhaditha for Manufacturing PVC Panels, Profiles, and Pipes	573,125
1660	Intaj Altabea for Importing Foodstuffs, Livestock, and Meat	570,799
1661	Aljusoor for Importing Workshop and Factory Equipment	569,404
1662	Almajmoua Alalamiya for Importing Medical Equipment	568,632
1663	Altafoq Alzahir for Importing Vehicles and Accessories	566,974
1664	Alqayrawan Aljadeed for Importing Furniture	565,655
1665	Aljaleed Alabyad for Refrigeration, Air Conditioning, and Elevators Services	564,752
1666	Alarja for Importing Office and Home Furniture	562,415
1667	Abyat Almutawassit for Importing Building and Sanitary Materials and Accessories	561,447
1668	Soluq for Manufacturing Feed of All Types and Mills	560,150
1669	Aljwakra Allamia for Importing Cosmetics, Scrap, and Cleaning Materials	559,827
1670	Ater Alsanawbar for Importing Cleaning Materials and Cosmetics	559,765
1671	Aljazira Alkobra for Manufacturing Aluminum and Plastic Windows	557,478

1672	Althahabiya for Glass Manufacturing	555,450
1673	Majmet Alfahd for Importing Foodstuffs, Meat, and Livestock	555,362
1674	Alkhaleej Factory for Manufacturing Shoes	552,299
1675	Rimas Altebbiya for Importing Medical Equipment, Medicines, Medical Supplies, and Mother & Child Needs	552,000
1676	Alam Zain for Food Industries	551,020
1677	Bouzlot for Importing Furniture and Home Furnishings	549,635
1678	Alriyan Alawali International for Importing Building Materials	549,200
1679	Bayt Almadina for Importing Electrical and Non-Electrical Devices and Spare Parts	548,003
1680	Almazan for Importing Sulfur, Supplies, and Lighters	546,400
1681	Taj Al'iffa for Importing Foodstuffs and Groceries	546,000
1682	Noor Alittisalat for Importing Electronic and Electrical Devices and Accessories	545,050
1683	Majmet Almoda for Importing Cosmetics, Scrap, and Cleaning Materials	544,086
1684	Altariq Almomahad for General Contracting and Real Estate Investment	539,600
1685	Majmet Alsohary for Oil Services	538,000
1686	Majmet Almanar Aljadeed for Importing Vehicles and Accessories	537,729
1687	Almustaqbal Almodi for Electric Power	536,560
1688	Waad Al'aemaar for Importing Building Materials	536,500
1689	Allybya Almutakamelah for Oil Services	536,500
1690	Alzan Almutakhasisa for Wood Industries	535,234
1691	Almatoun for Importing Electrical, Electronic, Household, and Home Appliances and Accessories	534,215
1692	Madineti Aldhahabiya for Manufacturing Aluminum and PVC	533,475
1693	Alhimmam Al'alia for Iron Industries LLC	529,550
1694	Alfath Aldhahabiya for Electrical Industries	529,016
1695	Almajd for Importing Electrical and Non-Electrical Devices and Spare Parts	528,307
1696	Atayaf for Media, Printing, and Publishing	527,171
1697	Alrashid Almudi for Importing Clothing, Textiles, and Leather Products	525,240
1698	Alimtiaaz Alakhir for Importing Foodstuffs	522,076
1699	Nebras Albinaa Alhadith for Importing Building and Sanitary Materials and Accessories	521,473
1700	Alnujum Allybya for Importing Foodstuffs	520,456
1701	Mutawassit Alqara for Importing Building and Sanitary Materials	518,400
1702	Alseh Allamia for Importing Building and Sanitary Materials	517,941

1703	Dana International for Importing Medical Drugs, Medical Equipment, and Mother & Child Supplies	515,071
1704	Sanouf Alnakhat for Food and Beverage Industries (Joint Stock)	513,780
1705	Almaham for Importing Foodstuffs	512,409
1706	Atour Alwadi for Importing Foodstuffs, Livestock, and Meat	511,014
1707	Alalamiya Alhaditha for Importing Medicines and Medical Equipment	510,091
1708	Aqar for Importing Foodstuffs	509,792
1709	Aldelta for Manufacturing Cleaning Materials	508,759
1710	Ayar for Electromechanical Works	508,454
1711	Arzaq Almutawassit for Importing Foodstuffs, Livestock, and Meat	508,136
1712	Majmet Aldafniya for Importing Heavy Machinery, Equipment, Supplies, and Spare Parts	507,870
1713	Khat Alahlam for Importing Foodstuffs	506,225
1714	Tayb Alanfas for Perfume Manufacturing	504,550
1715	Alartqa Almotajaddid for Importing Building and Sanitary Materials and Accessories	503,984
1716	Rabyana Almutahida for Importing Personal Care and Cleaning Supplies	502,280
1717	Obour Altaqadam for Importing Mobile Phones, Accessories, and Electronics	500,000
1718	Alzanbqa Allybya for Importing Watches and Eyewear	500,000
1719	Alakid Alakid for Medical Services	500,000
1720	Hilal Alqamar for Importing Electronic, Electrical, and Non-Electrical Devices and Spare Parts	499,420
1721	Alqarya Almutahida for Manufacturing and Packaging Foodstuffs	499,321
1722	Alistibraq Aldhahabi for Importing Raw Materials	499,151
1723	Manarat Altaqadam Alawali for Manufacturing Animal Feed and Fertilizer	498,990
1724	Najmat Alfursan for Importing Foodstuffs	498,750
1725	Bareeq Aldawaa for Importing Medicines and Medical Equipment	497,683
1726	Libya Baytna for Importing Building and Sanitary Materials and Accessories	497,236
1727	Alheikal Alhadith International for Importing Modern Car Body Spare Parts	496,768
1728	Sabrian Alwadi for Importing Clothing and Shoes	496,032
1729	Balahaj Alalamiya for Manufacturing Radiators	495,649
1730	Tamtom for Importing Electrical and Household Devices	494,600
1731	Alrifaq Aljadid for Importing Vehicles and Accessories	494,000
1732	Almaw'id Aljadeed for Manufacturing Cleaning Materials	493,580
1733	Alsandan for Importing Furniture	492,568

1734	Altaqaddom Almustadam for Manufacturing Mattresses and Foam	491,000
1735	Safwat Alan'am for Importing Foodstuffs, Livestock, and Meat	490,769
1736	Sama Libya Aljadeeda for Importing Foodstuffs and Fresh Fruits	490,140
1737	Eethran International for Importing Foodstuffs	490,002
1738	Amwaj Altaif for Importing Electronic and Electrical Devices	489,570
1739	Majmet Alawwal for Manufacturing Home Furniture	489,288
1740	Alsadara Aljadeeda for Importing Foodstuffs and Fresh Fruits	489,288
1741	Alhulool Aldaqeqa for Information Technology	488,215
1742	Aldabbous Factory for Paper Industries	488,149
1743	Sidal Factory for Manufacturing Food Packaging Supplies	487,815
1744	Alakil for Importing Foodstuffs	486,098
1745	Aman Alghad for Importing Foodstuffs, Livestock, and Meat	484,717
1746	Delta International for Importing Clothing, Textiles, and Leather Products	483,851
1747	Al'osami Factory for Manufacturing Paint	483,618
1748	Teka for Manufacturing Building Materials	483,091
1749	Alyasmin Aliqleemiya for Importing Foodstuffs	481,920
1750	Amkanat International for Manufacturing Asphalt and Insulation Materials	478,210
1751	Altaj Allybi for Importing Foodstuffs	477,485
1752	Almuttahida for Plastic Industries	476,415
1753	Adrar Akakus for Importing Heavy Machinery and Equipment (LLC)	474,987
1754	Alwadi Alda'im for Manufacturing Aluminum, PVC, and Accessories	473,181
1755	Almalak Aljadeed for Importing Foodstuffs, Fresh Fruits, Vegetables, Livestock, and Meat	471,300
1756	Nala for Importing Foodstuffs	470,642
1757	Itar Aldarb for Importing Vehicles and Accessories	470,577
1758	Almutawakkil for Manufacturing Aluminum and PVC Doors and Windows	469,103
1759	Alafaq for Importing Office Tools and Equipment	467,700
1760	Sana Albarq for Importing Electric Generators and Spare Parts	467,000
1761	Alarabia for Importing Building and Sanitary Materials and Accessories	466,885
1762	Thimar Tripoli for Importing Foodstuffs	466,250
1763	Alajniha Almutaliqa for Importing Electrical Devices	465,718
1764	Aba for Food Industries	465,304
1765	Albariq for Importing Building Materials	465,072
1766	A'anab for Importing Foodstuffs	463,548

1767	Alkanar for Importing Vehicles and Accessories	462,373
1768	Afnan Aljadeeda for Importing Foodstuffs, Livestock, and Meat	461,392
1769	Alaman for Dairy Products and Derivatives	459,673
1770	Jisr Africa for Importing Agricultural Equipment and Supplies	456,308
1771	Janat Aljadeeda for Importing Foodstuffs, Livestock, and Meat	456,288
1772	Beirut for Importing Vehicles and Spare Parts	455,096
1773	Ras Altouba for General Contracting and Real Estate Investment	455,000
1774	Majmet Almutawaset International for General Contracting and Real Estate Investment	454,800
1775	Majmet Alhaes for Importing Books and Stationery	452,064
1776	Eethar Almadina for Manufacturing Cleaning Materials and Accessories	451,396
1777	Almaw'id Aljadeed for Importing Foodstuffs	451,247
1778	Marasi Libya for Importing and Distributing Foodstuffs	450,000
1779	Atour Alwadi for Importing Medical Equipment, Medicines, and Mother & Child Supplies	449,782
1780	Aldaqa Alsihiya for Importing Orthopedic Equipment and Medical Supplies	447,727
1781	Allybya Alhurra for Medical Services	447,081
1782	Nuzum Libya for Telecom, IT, Programming, and Consultancy Services (LLC)	446,680
1783	Albaydan for Importing Vehicles and Tires	444,734
1784	Alamal Alzaher for Food Packaging	443,300
1785	Almutakhasis Factory for Manufacturing Aluminum Doors and Windows	443,004
1786	Alfursan International for Importing Factory and Workshop Equipment and Supplies	442,231
1787	Majmet Matla Alfajr for Importing Electrical and Non-Electrical Devices, Spare Parts, and Electronics	440,683
1788	Eilan for Importing Heavy Machinery, Equipment, Supplies, and Spare Parts	440,300
1789	Albalda Altayba for Importing Foodstuffs, Livestock, and Meat	440,000
1790	Alajwad Aldawaa for Importing Medicines, Medical Equipment, Supplies, and Laboratory Devices	436,528
1791	Shate' Alnakhil for Importing Household Items	435,888
1792	Aldiwan for Importing Medicines and Medical Supplies	435,141
1793	Alwaha Pharma for Importing Medicines and Mother & Child Supplies	435,050
1794	Alkaram for Importing Cleaning Materials	434,244
1795	Nooram Alalamiya for Importing Cleaning Materials	433,330
1796	Asas Alalamiya for Importing Cosmetics, Scrap, and Cleaning Materials	431,133

1797	Tatweer Libya for Importing Building and Sanitary Materials and Accessories	428,766
1798	Shababeek Al'asima for Importing Foodstuffs	428,169
1799	Bayt Alsalam Alhadith for Importing Electrical, Electronic, and Household Devices	428,156
1800	Alarab Altebbiya for Importing Medicines and Medical Equipment	427,386
1801	Lamat Alakhwa for Importing Foodstuffs	427,142
1802	Alkhat Aldhababi for Manufacturing Plastic Pipes and Accessories	426,400
1803	Knoz Libya for Importing Cleaning Materials	425,979
1804	SR for Maintenance and Environmental Solutions	425,234
1805	Kalbes Libya for Importing Books and Stationery	424,704
1806	Alrawi for Importing Agricultural Machinery, Tools, and Spare Parts	424,105
1807	Alisra Alhaditha for Importing Foodstuffs, Livestock, and Meat	422,596
1808	Altali'a Albahira for Importing Building and Sanitary Materials and Accessories	420,312
1809	Alyamama for Information Technology and Telecommunications	419,994
1810	Baraem Alalam for Importing Cosmetics, Scrap, and Cleaning Materials	419,870
1811	Strin for Importing Electrical and Non-Electrical Devices, Spare Parts, and Electronics	419,067
1812	Alnasiya Albayda for Importing Medicines, Veterinary Supplies, and Pesticides	419,026
1813	Almiran for Importing Furniture	417,910
1814	Yashfin for Importing Medical Equipment, Medicines, Medical Supplies, and Mother & Child Needs	417,081
1815	Sana for Manufacturing Wooden and Metal Furniture of All Types	414,631
1816	Jibal Kordofan for Importing Foodstuffs, Livestock, and Meat	414,100
1817	Alshuraka for Importing Electrical and Non-Electrical Devices, Spare Parts, and Electronics	413,160
1818	Aljwakra Allybya Allamia for Importing Building and Sanitary Materials and Accessories	411,523
1819	Waheeba & Partners for Importing Foodstuffs, Livestock, and Meat	411,132
1820	Rawa'e Albayt for Importing Clothing, Textiles, and Leather Products	409,708
1821	Alkhalil International for Iron Industries	409,385
1822	Jood Alghidha International for Importing Foodstuffs, Livestock, and Meat	408,753
1823	Allybya Al'asriya for Importing Medicines, Medical Equipment, Supplies, and Mother & Child Needs	408,688
1824	Dar Alkhamas for Manufacturing and Printing Packaging Materials and Paper Products	407,658
1825	Ashada for Importing Clothing, Textiles, and Shoes (LLC)	407,629

1826	Alrukn Aljadeed for Importing Building and Sanitary Materials	406,740
1827	Almutahida for Manufacturing Paper Cups	406,688
1828	Aldiyafa Allybya for Manufacturing Foodstuffs and Beverages	406,425
1829	Alwajha Alalamiya for Importing Electronics	400,296
1830	Allybya Almutahida for Importing Medical Equipment	400,237
1831	Almashriq Alalamiya for Confectionery and Juice Industries	399,887
1832	Philadelphia Almutahida for Importing Foodstuffs, Livestock, and Fruits	397,743
1833	Binaa Alghad for Importing Building and Sanitary Materials and Accessories	397,542
1834	Shamal Africa Alalamiya for Importing Electrical and Non-Electrical Devices and Spare Parts	396,638
1835	Alfa for Importing Stationery and Office Supplies	394,992
1836	Aljood Alalamiya Alhaditha for Importing Foodstuffs, Livestock, and Meat	394,820
1837	Alarjun for Importing Foodstuffs, Livestock, and Meat	394,063
1838	Alniyazk Aldhahabiya for Importing Foodstuffs, Livestock, Meat, and Fresh Fruits	394,063
1839	Rukab Alfalk for Importing Foodstuffs, Livestock, and Meat	392,712
1840	Alshamela Alawla for Importing Medical Equipment, Medicines, and Mother & Child Supplies	392,218
1841	Naseem International for Importing Foodstuffs	391,230
1842	Sarh Misrata for Importing Vehicles and Accessories	388,800
1843	Alkahrman Almunir for Importing Electrical and Non-Electrical Devices and Spare Parts	387,655
1844	Alentimaa Alhadari for Importing Building and Sanitary Materials and Accessories	387,640
1845	Jibal Tibesti for Marble Manufacturing	387,115
1846	Sehtak Aldawaa for Importing Medical Equipment, Medicines, Medical Supplies, and Mother & Child Needs	386,796
1847	Almajmoua Alfania Alhaditha for Programming and Maintenance of Control Rooms and Machinery (LLC)	386,680
1848	Alsanea Alra'e for Importing Workshop and Factory Equipment	386,280
1849	Dhahab Owzer for Importing Foodstuffs, Livestock, and Meat	385,910
1850	Khubara Altekniya for Importing Communication and Computer Devices	385,615
1851	Aljeel Alqadem for Importing Medicines and Medical Equipment	385,439
1852	Bir Hazwa for Importing Foodstuffs, Livestock, and Meat	385,000
1853	Altisami for Importing Medicines, Equipment, Medical Supplies, and Mother & Child Needs	383,956
1854	Almothallath for Electrical Industries	383,921

1855	Albaraq International for Importing Vehicles, Oils, and Accessories	382,555
1856	Althaqeel International for Importing Vehicles and Accessories	380,251
1857	Alayaf Alalamiya for Importing Electrical and Non-Electrical Devices	380,013
1858	Alfawaris for Importing Cars and Spare Parts	379,040
1859	Alsunwan Aljadeed for Importing Foodstuffs, Livestock, and Meat	378,835
1860	Na'eem Biladi for Importing Foodstuffs	378,677
1861	Alalamiya Factory for Marble	376,219
1862	Tirabet Alalamia for Wood Industries	375,603
1863	Marmer Libya for Importing Foodstuffs	374,100
1864	Alhulool Altebbiya for Importing and Installing Medical Equipment and Laboratories	373,576
1865	Albahira for Importing Foodstuffs	372,846
1866	Altabea Alsaafiya for Food Industries	372,500
1867	Alkhmasiyat Factory for Manufacturing Plastic Bags	372,240
1868	Kelda for Importing Medicines, Medical Equipment, and Mother & Child Supplies	371,166
1869	Almajmae Alistithmari for Manufacturing Building Materials	371,122
1870	Balahaj International Factory for Manufacturing Car Radiators	370,225
1871	Abr Almuheetat for General Contracting and Real Estate Investment	370,185
1872	Alhadaf for Paper Industries	368,925
1873	Alazm for Importing Equipment, Medicines, Medical Preparations, and Mother Supplies	368,314
1874	Alnoor Aljadida for Importing Foodstuffs, Livestock, and Meat	368,205
1875	Aljawdah Allibiya for Food Industries	368,040
1876	Alalama Alriyadiya for Importing Sports Supplies	366,414
1877	Alittihad Alarabi Factory for Manufacturing Aluminum Doors and Windows	365,400
1878	Ayan for Importing Clothing and Sports Shoes	365,318
1879	Safeenat Alghitha for Importing Foodstuffs	364,800
1880	Aldiffah Alareqa for Importing Clothing, Textiles, and Leather Products	363,936
1881	Aseel Alkhair for Importing Foodstuffs	362,250
1882	Sallat Alghitha Almutamayyiz for Importing Food, Fruits, Livestock, and Meat	361,800
1883	Mersit for Importing Foodstuffs	361,746
1884	Alzee Alwatani for Importing Foodstuffs, Livestock, and Meat	361,067
1885	Jabal Nafusa for Importing Medical and Industrial Gases	360,490
1886	Alsabah Alkhadra for Importing Agricultural Supplies and Machinery	360,000
1887	Alomq for Oil Services	359,065

1888	Candy for Importing Food, Livestock, and Meat	357,370
1889	Aljohara Altijariya Aljadida for Importing Foodstuffs	357,307
1890	Tair Alsalam for Importing Agricultural Machinery and Veterinary Serums	356,252
1891	Alimti az Aldaem for Manufacturing Foam	355,924
1892	Alnamaa Factory for Engineering Industries	355,240
1893	Alsalaala for Importing Agricultural Machinery and Spare Parts	355,030
1894	Akakus Aljanoub for Importing Electronic Devices	355,025
1895	Alhulool Althakiya for Smart Buildings and Technical Works	354,800
1896	Aljaraba for Importing Cleaning Supplies and Beauty Materials	352,921
1897	Alhadi for Manufacturing Plastic Bags (LLC)	352,104
1898	Lamsa for Food Industries	352,000
1899	Babel Alkhair for Importing Food, Fruits, and Meat	351,000
1900	Alidhaa Allibiya for Importing Electrical and Household Materials	350,986
1901	Bin Suleiman for Importing Carpets and Furnishings	349,062
1902	Ittihad Alazyaa for Importing Clothing, Leather Products, and Accessories	348,725
1903	Bayn Alnahrain for Importing Foodstuffs	348,056
1904	Alsaqiya for Importing Agricultural Machinery and Spare Parts	347,126
1905	Abuhajar for Manufacturing Sweets and Pastries	346,200
1906	Alhilal Alsinaei for Iron Industries	345,974
1907	Makmedas for Manufacturing Building Materials	345,800
1908	Alsahn Alfadi Aldhahabiya for Importing Food, Livestock, and Meat	345,621
1909	Shorouq Misrata for Manufacturing Metal Structures and Mobile Houses	345,223
1910	Albayt Almaamour for Importing Electrical and Non-Electrical Devices and Spare Parts	345,000
1911	Bab Alhoriya for Importing Workshop Equipment	342,088
1912	Royal for Importing Perfumes, Decoration Materials, and Cleaning Supplies	341,724
1913	Alghitha Allibi for Importing Food, Livestock, and Meat	341,040
1914	Sumatra for Importing Cleaning Supplies, Cosmetics, and Perfumes	340,397
1915	Alyaqout Alazraq for Importing Building Materials and Sanitary Products	339,457
1916	Altryaq Aldawaa for Importing Medical Equipment, Medicines, and Mother & Child Supplies	339,197
1917	Watan Almajd for Importing Mother & Child Supplies and Medical Products	339,040
1918	Alnoor for Importing Foodstuffs	338,250
1919	Almarai Alawla for Importing Food, Livestock, and Meat	337,747

1920	Alhadaf Group for Manufacturing and Packaging Building Materials (Part of Altdaman Group)	337,500
1921	Siraj Alamtal for Importing Vehicles and Spare Parts	336,910
1922	Altabadil Alhurr for Importing Foodstuff LLC	335,928
1923	Disan International for Importing Food, Livestock, and Meat	335,760
1924	Alsahm Almadee' for Electrical and Electronic Industries and Accessories	335,540
1925	Miar Benghazi for Importing Foodstuffs	334,955
1926	Altaawun Aldaem Factory for Manufacturing Car Radiators	334,708
1927	Almajd Factory for Manufacturing Plastic Bags	334,560
1928	Alwaleed for Importing Food, Livestock, and Meat	333,070
1929	Jabal Nafusa for Importing Raw Materials	331,933
1930	Dar Albunyan for Importing Decoration Materials and Building Supplies	331,431
1931	Altadawul for Financial and Electronic Brokerage	331,251
1932	Aryaf Almutawassit for Importing Auto Spare Parts	330,888
1933	Rakan Alkhair for Importing Food, Livestock, and Meat	330,862
1934	Qataf Almasiya for Iron Industries	329,866
1935	Aljadida for Importing Foodstuffs	329,014
1936	Almutawakel for Manufacturing Plastic Materials	328,900
1937	Almutamayizun Almutahida for Importing Vehicles, Spare Parts, and Accessories	327,420
1938	Tariq Alharir Aljadid for Importing Clothing, Textiles, and Leather Products	327,352
1939	Alataa for Manufacturing Cardboard and Plastic	324,356
1940	Adwaa Bab Almadina for Importing Electrical and Non-Electrical Devices and Spare Parts	321,843
1941	Jawaher for Importing Building Materials, Ceramics, and Sanitary Supplies	321,082
1942	Alraed for Importing Vehicles and Accessories (Part of Badr Holding Group)	321,081
1943	Itran for Importing Cars and Spare Parts	320,614
1944	Alsawab Almunir for Importing Electrical and Non-Electrical Devices and Spare Parts	320,597
1945	Aljazira International for Importing Clothing, Textiles, and Leather Products	320,400
1946	Alburj Alazraq for Importing Vehicles and Accessories	319,048
1947	Aldawlia Alhaditha for Importing Various Vehicles	317,357
1948	Alsahari Aljadida for Iron Industries	316,943
1949	Almasira Alkubra for Importing Foodstuffs	316,660
1950	Maden for Importing Electrical and Household Devices	315,247
1951	Alwasia for Importing Food, Meat, Poultry, and Frozen Products	314,491

1952	Zad Alaseel for Importing Food, Dairy, and Meat Products	314,068
1953	Alawasel for Contracting and Real Estate Investment	313,853
1954	Tameer Albenaa for Importing Building and Sanitary Materials	313,848
1955	Nada Tripoli for Importing Food, Livestock, and Meat	313,257
1956	Ayadi Alruwad for Packaging Cleaning Products	311,000
1957	Alshati for Information Systems	310,741
1958	Altanmia for Importing Building Materials and Sanitary Products	310,644
1959	Shajarat Aldikor for Importing Building and Sanitary Materials	310,548
1960	Alisnad for Importing Vehicles and Accessories	309,330
1961	Tatweer for Importing Agricultural Machinery and Spare Parts	309,246
1962	Ittihad for Plastic Industries	308,752
1963	Anwar Misrata for Importing Food, Meat, and Livestock	308,100
1964	Sama Alandalus for Importing Perfumes and Decoration Materials	307,742
1965	Alghazala Factory for Paints and Putty	305,103
1966	Dunia Alsehha for Importing Medicines, Medical Preparations, and Mother & Child Supplies	304,990
1967	Alsharq Aljadeed for Importing Electrical and Non-Electrical Devices	304,217
1968	Altatweer for Importing Workshop and Factory Equipment	303,936
1969	Alshahed Almumayaz for Importing Foodstuffs	302,000
1970	Alsofrani Group for Manufacturing Doors and Home Furniture	301,705
1971	Alittijahat for Mills and Animal Feed	301,298
1972	Barqa for Importing Agricultural Supplies	300,671
1973	Africa Group for Importing Cars, Spare Parts, and Accessories	300,092
1974	Alkashr for Importing Clothing, Shoes, and Bags	300,000
1975	Almahri Alsarie for Transportation	300,000
1976	Naseem Alrayan for Importing Electrical and Electronic Devices	299,934
1977	Alsafwa Aljadida for Importing Electronics and Accessories	299,710
1978	Qimah Alhadaf for Telecommunications and IT	299,700
1979	Aslanta for Importing Electronic Devices	299,695
1980	Albaraq Alawwal for Importing Generators, Electrical Devices, and Spare Parts	299,489
1981	Almesan Alalamia for Importing Electrical and Electronic Devices	299,400
1982	Sama Alriyadah for Importing Food and Fresh Fruits	299,376
1983	Alnada for Manufacturing Dairy and Derivatives	298,801
1984	Albaad Altasea for IT and Communications	298,246

1985	Anwar Albatanan for Importing Building Materials	297,500
1986	Alsanbala Almutahida Alawla for Importing Foodstuffs	297,500
1987	Alduha Benghazi Factory for Manufacturing Aluminum	297,104
1988	Granada Aljadida for Manufacturing Aluminum and PVC	296,710
1989	Albasateen for Manufacturing Tomato Paste and Food Products	296,550
1990	Almadi for Importing Household and Electrical Materials	295,825
1991	Bolheya for Importing Stationery	294,988
1992	Aluboor Alteqni for Importing Electrical, Non-Electrical, and Electronic Devices and Accessories	294,950
1993	Alnajma Alareqa for Importing Raw Materials	294,580
1994	Jibal Alsafwa for Importing Building and Sanitary Materials	294,003
1995	Alghosn Allin for Importing Agricultural Machinery and Spare Parts	293,938
1996	Alriyan Alfakher for Importing Foodstuffs	293,930
1997	Alwaha for Importing Medicines, Medical Equipment, and Preparations	293,518
1998	Dana Alibda for Importing Mother & Child Supplies	293,250
1999	Alqawaed for Engineering Industries	293,118
2000	Alalam Alqurtasiya for Importing Books and Stationery	293,020
2001	Mashariq Libya Alawla for Importing Electrical and Non-Electrical Devices	292,441
2002	Alhayat Altibbi for Importing Medicines, Medical Supplies, and Mother & Child Equipment	292,400
2003	Adwaa Alkhaleej for Importing Agricultural Supplies and Veterinary Medicines	291,402
2004	Alfunoon Alhaditha for Importing Electrical and Electronic Devices	290,004
2005	Tibesti International for Importing Electrical Materials and Spare Parts	289,866
2006	Noor Libya Alhurra for Importing Books and Stationery	289,800
2007	Noor Libya Alhurra for Importing Books and Stationery	289,800
2008	Ghaut San Vaz for Food Industries	289,475
2009	Shamal Libya for Importing Oil Equipment	288,806
2010	Aljadwa Alalamia for Importing Clothing, Textiles, and Leather Products	288,329
2011	Abeer Alwatan for Manufacturing Building Materials	288,250
2012	Alintilaqah Aljadida Factory for Metal Industries	287,800
2013	Aljadeed Libya Alalamia for Importing Foodstuffs	287,688
2014	Almajd for Manufacturing and Canning Food Products	287,650
2015	Zad Alalamia for Importing Food, Livestock, and Meat	286,691
2016	Rokza for Importing Electrical and Non-Electrical Devices	286,525
2017	Almoatamad Althani for Importing Electrical and Household Devices	285,299

2018	Alshaheen for Importing Veterinary Medicines	285,006
2019	Alnajah Alduwaliya for Importing Electronic Devices, Phones, Spare Parts, and Accessories	285,000
2020	Aldaleel Pharma for Importing Medicines and Medical Equipment	284,506
2021	Sanwan for Electrical and Electromechanical Works	284,250
2022	Algroup Libya Alhaditha for Importing Electrical, Non-Electrical Devices, and Spare Parts	284,030
2023	Alkhaleej Alhadith for Manufacturing Aluminum and PVC	282,920
2024	Altafqia Libya for Importing Various Vehicles and Accessories	279,470
2025	Danub for Importing Medicines, Medical Preparations, and Mother & Child Supplies	278,500
2026	Aris Pharma for Importing Medicines and Medical Equipment	278,112
2027	Royal United for Importing Electrical, Non-Electrical Devices, and Spare Parts	277,977
2028	Aljahd Almathmer for Manufacturing PVC	277,806
2029	Adwaa Akakus for Importing Food	277,465
2030	Alkawakib Alhaditha for Importing Food, Livestock, and Meat	276,000
2031	Jam Factory for Manufacturing All Types of Food Containers	275,798
2032	Cactus for Electronic Financial Services	275,000
2033	Alhuqul Alkhadra for Importing Agricultural Machinery and Supplies	274,875
2034	Alosool Allibiya for Importing Agricultural Machinery, Fertilizers, and Pesticides	274,733
2035	Almorouj Alsamia for Importing Medicines, Medical Preparations, and Mother & Child Supplies	274,674
2036	Alhodj Alali for Importing Medical Preparations and Mother & Child Supplies	274,001
2037	Akakus Libya for Electromechanical Services	273,145
2038	Ain Blas for Plastic Industries	272,690
2039	Talin for Manufacturing PVC, Aluminum, Stainless Steel, and Glass (LLC)	272,255
2040	Ishadah International for Importing Toys and Sports & Entertainment Equipment	271,223
2041	Bodoor Albaraka for Importing Food, Livestock, and Meat	270,733
2042	Alzahaa for Importing Food	270,682
2043	Ghazala Alkhair for Importing Food	270,157
2044	Burgo for Importing Livestock and Meat of All Types	270,000
2045	Alfath for Importing Agricultural Supplies	269,540
2046	Naeem Bladi for Importing Food	269,314
2047	Alfanya Technical for Importing Medical Equipment	268,250
2048	Alsarh Altibbi for Importing Medical Equipment and Supplies	267,068

2049	Alburdi for Manufacturing Tissue and Sanitary Paper	265,993
2050	Marth Group for Food Industries	264,480
2051	Alrawasi Alkhadra for Importing Agricultural Supplies	264,311
2052	Misk Alghaba for Importing Food, Livestock	263,078
2053	Arghan for Importing Medicines, Medical Preparations, and Mother & Child Supplies	262,844
2054	Alinara Albayda for Importing Electrical Devices and Spare Parts	262,412
2055	Noor Alsharq for Importing Food, Livestock, and Meat	261,713
2056	Altofeeq Group for Investment and Tourism Services	259,804
2057	Giga Communications and Technology LLC	259,089
2058	Bayader Alneema for Food Industries	255,450
2059	Qasr Almanara for Importing Furniture	255,240
2060	Alnahda Factory for Manufacturing Prefab Houses	255,000
2061	Aljeel Alqadem for Importing Electrical and Non-Electrical Devices, Spare Parts, and Electronics	254,880
2062	Alqamar for Importing Seeds, Agricultural Supplies, and Spare Parts	254,083
2063	Allabeeb International for Importing Food, Livestock, and Meat	252,320
2064	Ghidaa Alawafi for Importing Food, Livestock, and Meat	252,276
2065	Alyaqeen Almumayaz for Importing Food, Livestock, and Meat	251,999
2066	Sidra Almontaha for Importing Food, Livestock, and Meat	251,712
2067	Alafriqiya Printing Press	251,453
2068	Alnokhba Almodi'a for Importing Building Materials and Sanitary Products	251,304
2069	Latafa for Importing Food, Livestock, and Meat	251,200
2070	Bin Khawla for Importing Electronic Devices and Spare Parts	250,712
2071	Alaryaf Allibiya for Importing Cars, Spare Parts, and Accessories	250,550
2072	Mazaya Almanazil for Importing Electrical and Non-Electrical Devices	250,175
2073	Ozone Aljadid for Communications and Technology	249,943
2074	Alnamaraq Almithaliya for Importing Furniture	247,550
2075	Alabrar Alhadith for Importing Vehicles and Accessories	247,219
2076	Alsadaqa Alraqia for Importing Building and Sanitary Materials	246,684
2077	Wahat Alasima for Importing Food	245,570
2078	Albayt Alfawah for Importing Cleaning Supplies	244,340
2079	Nakheel Zliten for Manufacturing Asphalt and Insulating Materials	244,160
2080	Alqamar Noor for Importing Food and Vegetables	244,000
2081	Mawazin Alkhair Aljadida for Manufacturing and Packaging Food	242,713

2082	Alsadah for Oil Services	242,275
2083	Almadina Alhaditha for Manufacturing Aluminum, Suspended Ceilings, and Decorations	242,230
2084	Alafaq for Communications and IT	242,069
2085	Kenzak Libya for Importing Building and Sanitary Materials	241,619
2086	Alalam Almutajaddid Alalami for Importing Food, Livestock, and Meat	241,240
2087	Alriyada Alkubra for Importing Modern Vehicles	241,157
2088	Azdu for Importing Medical Equipment, Medicines, and Mother & Child Supplies	240,724
2089	Tasnim Alghitha for Importing Food LLC	240,538
2090	Amaar for Aluminum and Complementary Works	240,000
2091	Namaraq Alkhair for Importing Decoration Materials, Cleaning, and Miscellaneous Supplies	239,058
2092	Abwab Almostaqbal for Importing Building Materials	239,000
2093	Thasis for Manufacturing Marble and Granite	238,671
2094	Almazare' Alhaditha for Importing Agricultural Machinery and Spare Parts	238,546
2095	Alkobelt for Iron Industries and Metal Forming	236,937
2096	Rawae Alibtikar for Importing Food	236,918
2097	Aleataa for Importing Electrical and Non-Electrical Devices, Spare Parts, and Electronics	236,500
2098	Alru'ya Alraqmiya for Importing Food, Livestock, and Meat	236,250
2099	Almas Aljadid for Importing Food, Meat, and Livestock	235,749
2100	Alinmaa Alhadith for Manufacturing Glass, Aluminum, and PVC	235,675
2101	Alosool Aldaema for Importing Carpets, Rugs, and Furnishings	234,842
2102	Ain Dawara for Importing Food	234,744
2103	Alamal Allibiya for Importing Raw Materials	234,078
2104	Aljazira for Importing Food, Livestock, and Meat	234,040
2105	Alhawafir Aldhahabiya for Importing Agricultural Machinery and Spare Parts	233,893
2106	Almumtaz for Importing Paints and Equipment	233,213
2107	Almajdoub Factory for Manufacturing Car Exhaust Parts	233,140
2108	Adwaa Alcrystal for Importing Electrical, Non-Electrical Devices, and Spare Parts	232,845
2109	Alhadaf Alsami for Importing Household and Electrical Materials	232,646
2110	Alzad Alsharqi for Importing Agricultural Machinery and Spare Parts	232,531
2111	Taj Alshifa Alalami for Importing Medicines, Medical Equipment, and Mother & Child Supplies	232,300
2112	Sanabel Alandalus for Importing Food	231,640

2113	Alalam Alhaditha for Importing Building Materials and Sanitary Products	231,639
2114	Alrashid for Plastic Industries	230,695
2115	Aden for Metal Industries	229,920
2116	Alamer for Importing Food	228,435
2117	Sallat Alghidaa for Importing Food	226,964
2118	Almathaliya Alhaditha for Importing Medicines and Medical Equipment	226,784
2119	Alabram for Importing Food	226,241
2120	Alfa for Chemical Industries	225,750
2121	Alwateed United for General Contracting and Real Estate Investment	225,706
2122	Zilal Tripoli for Importing Foodstuffs LLC	225,180
2123	Alrahba Alhaditha for Manufacturing Electrical, Household, Electronic Devices and Decorative Materials	225,000
2124	North Africa for Importing Medicines and Medical Equipment LLC	224,883
2125	Aladwaa for Importing Building Materials, Sanitary Materials, and Accessories	223,740
2126	Alamal for Importing Medicines and Medical Equipment	222,426
2127	Alqala Alhasina for Importing Building Materials, Sanitary Materials, and Accessories	221,371
2128	Ans for Importing Means of Transport and Accessories	221,180
2129	Alqabas International for Importing Electrical Devices, Materials, Wires, and Switches	220,994
2130	Sydal Medical for Importing Medicines and Equipment	220,170
2131	Alnoor for Grinding Grains and Rice	219,965
2132	Alimkaniyat for Importing Electrical and Non-Electrical Devices, Spare Parts, and Electronic Devices	218,900
2133	Alsafwa Almazhila for Importing Cleaning Materials	218,192
2134	Yenour for Manufacturing Sweets and Confectioneries	217,445
2135	Delta United First for Importing Medicines, Medical Products, and Mother & Child Supplies	216,475
2136	Safy Almutajadida for Importing Mother & Child Supplies	216,450
2137	Atlas for Importing Agricultural Machinery, Equipment, Feed, and Additives	216,080
2138	Alraed Alhadith for Importing Means of Transport and Accessories	215,776
2139	Almina for Importing Medical Equipment	214,600
2140	Alaseel Factory for Manufacturing Aluminum and PVC Doors and Windows	213,812
2141	Alshaqiq for Importing Agricultural Machinery, Equipment, and Spare Parts	212,928
2142	Alafaq for Importing Building Materials, Sanitary Materials, and Accessories	212,700

2143	Awafi Alkhair for Importing Medical Equipment, Medicines, Medical Products, and Mother & Child Supplies	212,440
2144	Qasr Alfán for Importing Furniture	212,000
2145	Alalamia Alkubra Alhaditha for Importing Medicines and Medical Equipment	211,531
2146	Alinaya Almustaqbalia for Importing Medical Supplies and Equipment	210,135
2147	Alnahda Almutamayyiza for Importing Medicines, Medical Products, and Mother & Child Supplies	210,004
2148	Aghsan for Importing Building Materials, Sanitary Materials, and Accessories	210,000
2149	Alsahel for Manufacturing Paper	209,940
2150	Prestige for Importing Building Materials, Sanitary Materials	208,679
2151	Alquwa Alzraqa for Importing Welding Supplies and Workshop Equipment	207,449
2152	Alhafiza Aldhahabiya for Importing Foodstuffs	207,085
2153	Alwatan for Importing Decorative Materials, Hardware, and Cleaning Supplies	206,700
2154	Emaar Albunyan for Manufacturing Aluminum	206,698
2155	Alhilal Alhadith for Importing Building Materials	206,250
2156	Altaawon Aldaem International for Importing Clothing, Textiles, and Leather Products	206,000
2157	Nasaem Beauty for Importing Cosmetics and Body Care Products	205,840
2158	Athmar for Importing Agricultural Machinery, Equipment, and Spare Parts	205,284
2159	Dararat for Importing Foodstuffs, Livestock, and Meat	205,000
2160	Alfosoul Alzahya for Importing Foodstuffs LLC	204,746
2161	Alshuraka for Importing Workshop Equipment, Machinery, and Industrial Supplies	204,405
2162	Lathroon for Manufacturing Cosmetics and Household Chemicals	204,100
2163	Alamal Almutaliq for Manufacturing PVC and Aluminum Doors and Windows	204,029
2164	Allyaqá Alraeda for Importing Foodstuffs, Livestock, and Meat	203,730
2165	Sahara Libya for Importing Cars and Spare Parts	201,982
2166	Alshorouq Alraeda for Importing Foodstuffs, Livestock, and Meat	201,204
2167	Majmoo'a Madhila for Importing Decorative Materials, Perfumes, and Hardware	200,864
2168	Almajd Alarig for Importing Electrical and Household Appliances	200,740
2169	Altamor Alwataniya for Importing Foodstuffs, Livestock, and Meat	200,542
2170	Sama Algharb for Importing Building Materials	200,500
2171	Alfanous Alwataniya for Importing Household and Electrical Appliances	200,155
2172	Taj Libya for Importing Medicines and Medical Equipment	199,438
2173	Alnafaht for Importing Foodstuffs	198,310
2174	Alnajm Almunfarid for Importing Furniture and Accessories	198,200

2175	Libico for Importing Foodstuffs, Livestock, and Meat	197,675
2176	Alshahab Allami' for Importing Medical Equipment, Medical Products, and Mother & Child Supplies	197,631
2177	Altasaheel for Importing Toys and Stationery	197,300
2178	Bayt Aldawa for Importing Medicines and Medical Equipment	196,264
2179	Aldardafi Factory for Manufacturing Corrugated Sheets	196,000
2180	Altaawon Alraqi for Importing Building Materials, Sanitary Materials, and Accessories	195,949
2181	Aldelta International for Importing Household and Electrical Appliances	195,043
2182	Fresh for Importing Foodstuffs, Livestock, and Meat	195,000
2183	Jabal Akakus for Manufacturing Furniture	192,604
2184	Bab Alsalam for Importing Medicines, Equipment, Medical Products, and Mother & Child Supplies	192,159
2185	Alsafwa Alraeda for Plastic Industries	191,936
2186	Techno Labda Factory for Aluminum, PVC, and Suspended Ceilings	191,355
2187	Asia Almustaqbal for Importing Building Materials, Sanitary Materials	191,092
2188	Alhulool Aldaema for Importing Agricultural Supplies and Equipment	187,652
2189	Alhanaa Alhaditha for Importing Furniture	186,000
2190	Arkan Almadina for Importing Furniture	185,580
2191	Alkanz Medical for Importing Medicines and Medical Equipment	183,852
2192	Alwafir for Manufacturing Foodstuffs	183,600
2193	Alburaq International for Producing Concrete Mixes	182,250
2194	Ghada Talia for Importing Foodstuffs, Livestock, and Meat	181,606
2195	Dar Aljood for Importing Generators, Spare Parts, Electrical Materials, and Electronic Devices	180,777
2196	Dar Alkhalil for Medical Services	180,389
2197	Albadil Alakhar International for Importing Building Materials, Sanitary Materials, and Accessories	180,234
2198	Alhanaa Aldaem for Importing Foodstuffs, Livestock, and Meat	180,000
2199	Alfiha Alalamia for Importing Medicines, Medical Equipment, Medical Products, and Mother & Child Supplies	180,000
2200	Almutahida for Importing Toys and Sports Equipment	179,686
2201	Altadamon Alarabi for Food Industries	179,480
2202	Almokhtar for Manufacturing Sweets and Foodstuffs	179,447

2203	Alamwaj Alhaditha for Importing Building Materials, Sanitary Materials, and Accessories	177,045
2204	Almajd Aldhababi for Importing Means of Transport and Accessories	176,743
2205	Emaar for Iron Industries and Corrugated Sheets	176,350
2206	Alghosn Alfiḍi for Importing Foodstuffs	175,850
2207	Alkhalij for Manufacturing Insulated Panels	175,800
2208	Alalwan Alsab'a for Furniture Manufacturing	175,000
2209	Abr Alalam for Iron, Wood, and Furniture Industries	174,899
2210	Alqala Aldhababiya for Importing Cars and Spare Parts	174,887
2211	Alsalama Almahnia for Importing Safety Equipment, Road and Environmental Supplies	174,610
2212	Alamran Alsaati' for Importing Building Materials, Sanitary Materials, and Raw Materials	173,600
2213	Droub Alalam for Importing Means of Transport and Spare Parts	173,533
2214	Almirad for Importing Heavy Machinery, Equipment, Accessories, Spare Parts, and Workshop Tools	173,492
2215	Royal for Manufacturing Furniture, Kitchens, and Carpentry & Décor Works	173,028
2216	Alraaya for Importing Laboratories and Labs	172,994
2217	Bawabat Aljabal for Importing Foodstuffs, Livestock, and Meat	172,883
2218	Alra'ee Alawwal for Importing Clothing and Textiles	172,665
2219	Alwifaq for Importing Means of Transport and Accessories	172,436
2220	Alimtiyaz Almarkazia for Manufacturing Animal Feed	171,935
2221	Almanakh Alsharqi for Importing Foodstuffs	171,465
2222	Serene Medical for Importing Medical Equipment and Mother & Child Supplies	170,335
2223	Almadina Aljadida Alawla for Importing Electrical Devices, Spare Parts, and Accessories	170,277
2224	Alhilal for Food Industries	170,000
2225	Alrasheed for Importing Shoes and Leather Products	168,699
2226	Jazeera Alalab for Importing Sports and Recreational Equipment	167,750
2227	Alharis International for Importing Carpets and Upholstery	167,590
2228	Tapekt for Importing Household and Electrical Appliances	167,388
2229	Alyusr Alafdal for Importing Foodstuffs, Livestock, and Meat	166,600
2230	Aljarf for Importing Foodstuffs	166,276
2231	Altatawor Alzra'i for Importing Agricultural Supplies	165,650
2232	Aldar Alalamia for Managing Entertainment Services	162,521

2233	Alhasad for Poultry, Agricultural, and Animal Production	162,348
2234	Memar Libya International for General Contracting and Real Estate Investment	161,831
2235	Aldiyar Alraqi for Importing Doors, Windows, and Carpentry Accessories	161,405
2236	Zahra Alfirdaws for Importing Foodstuffs	161,100
2237	Alawwal for Information Technology	160,304
2238	Alshaheen Alabyad for Importing Building Materials	160,242
2239	Aljood for Importing Medical Equipment	160,000
2240	Aldhafra for Importing Foodstuffs, Livestock, and Meat	159,662
2241	Alrahla Alawla for Importing Foodstuffs, Fresh Fruits, and Meat	159,539
2242	Almarja' Alsehi for Importing Medicines, Medical Products, and Mother & Child Supplies	159,530
2243	Alteqni Libya for Oil and Engineering Services	159,500
2244	Alkafi for Importing Medicines, Medical Equipment, and Mother & Child Supplies	159,348
2245	Bayt Alnoor Industrial for Importing Industrial and Electrical Devices	159,344
2246	Aldroub Tab for Importing Medical Equipment, Products, and Mother & Child Supplies	158,250
2247	Lajhar for Importing Foodstuffs	157,006
2248	Alqamar Factory for Manufacturing Cleaning Materials	156,572
2249	Albaher Alhader for Importing Foodstuffs	156,000
2250	Alalam Aljadid for Importing Foodstuffs, Livestock, and Meat	155,478
2251	Aslak for Importing Electrical, Non-Electrical, and Household Devices, and Spare Parts	155,351
2252	Majmoo'at Alqimma for Importing Building Materials	155,181
2253	Almezan Aldhahabi for Importing Building Materials, Sanitary Materials, and Accessories	155,000
2254	Afaq Group for Mills, Animal Feed, and Rice Mills	152,650
2255	Almadhaq Alakhir for Importing Foodstuffs, Fruits, and Vegetables	152,567
2256	N'am Alghad for Importing Clothing, Textiles, and Leather Products	152,153
2257	Yadr for Shipping Agencies	151,900
2258	Almushhar for Importing Building Materials, Sanitary Materials, and Accessories	151,803
2259	Almuheet Altaqni for Importing Computers and Accessories	151,751
2260	Almasa Aldhahabiya for Importing Medicines, Medical Equipment, Medical Products, and Mother & Child Supplies	151,613
2261	Alttijara Alwataniya for Importing Cars and Spare Parts	151,550
2262	Alshorouq Alalamia Alawla for Importing Foodstuffs, Livestock, and Meat	151,265

2263	Dar Almansoujat for Importing Fabrics, Textiles, Curtains, and Carpets	151,000
2264	Ishraq Libya for Importing Electrical and Non-Electrical Devices, Spare Parts, and Electronic Devices	150,730
2265	Alalam Aldhahabi for Travel and Tourism	150,000
2266	Albenaa Alrasikh for Importing Building Materials, Sanitary Materials, and Accessories	149,851
2267	Athmar for Importing Agricultural Pesticides	149,781
2268	Toto Sport for Importing Sports Equipment	149,735
2269	Oya for Manufacturing Electrical Materials	149,520
2270	Qanawat Altech for Information Technology and Communications	148,460
2271	Almansoura for Importing Furniture	147,874
2272	Alshomous Factory for Manufacturing Aluminum and PVC Doors and Windows	146,984
2273	Alimti az International for Plastic and Paper Industries	146,860
2274	Alrukn Alrafi' for Importing Electrical Devices and Materials	146,843
2275	Almo'tamidoon Alawwal for Importing Cleaning Materials	145,960
2276	Qimma Mazaya for Plastic Industries	145,000
2277	Alhizam Alzra'i for Importing Agricultural Machinery, Equipment, and Spare Parts	144,500
2278	Almarjan for Manufacturing Packaging Materials	144,499
2279	Alrisala for Importing Medicines and Medical Equipment	143,867
2280	Osool for Manufacturing Detergents and Cleaning Materials	143,694
2281	Aksir Alseha for Importing Medicines and Medical Equipment	143,460
2282	Zain Aljawaher for Importing Foodstuffs	143,345
2283	Alabriq Aldhahabi for Importing Household Items	143,274
2284	Alzad Altayeb Almutamayiz for Food Industries	142,884
2285	Alwesal Almutahida for Importing Building Materials, Sanitary Materials, and Accessories	142,709
2286	Mawareth for Importing Foodstuffs	142,584
2287	Suhool Alqardabiya for Importing Foodstuffs	142,529
2288	Auto Libya for Importing Means of Transport and Accessories	142,196
2289	Alkaram for Importing Foodstuffs	141,990
2290	Almanara Alalamia for Importing Means of Transport and Accessories	141,287
2291	Badr Alnoor for Importing Foodstuffs	141,227
2292	Jabal Alhadid for Importing Workshop and Factory Equipment	141,088
2293	Alshafaq Alahmar for Importing Means of Transport and Accessories	140,563

2294	Alalama Almasiya for Importing Decorative Materials, Hardware, and Cleaning Materials	140,220
2295	Benghazi Energy Solutions	140,071
2296	Alta'a Alraqi for Importing Clothing, Textiles, and Leather Products	140,000
2297	Alamal for Manufacturing Plastics and Derivatives	140,000
2298	Awrak Alkharif for Importing Foodstuffs, Livestock, and Meat	139,994
2299	Frasen for Importing Foodstuffs	139,557
2300	Alfawaris Aljadida for Importing Foodstuffs	139,242
2301	Albahja for Importing Household Materials	138,897
2302	Marai Aljibal for Importing Foodstuffs	138,600
2303	Alfayd for Importing Building Materials, Sanitary Materials, and Accessories	138,499
2304	Alhadaf Alraeda for Importing Means of Transport and Accessories	138,380
2305	Alsuheila for Importing Foodstuffs	138,350
2306	Alam Alkimia for Importing Raw Materials	137,280
2307	Dar Alarqam for Printing, Publishing, and Distribution	137,208
2308	Rifaq Alaskandariya for Importing Foodstuffs	136,500
2309	Alzein Alhadith for Importing Building Materials, Sanitary Materials, and Accessories	135,040
2310	Albab Alawsat for Importing Foodstuffs	135,000
2311	Rama International for Importing Building Materials, Sanitary Materials, and Accessories	134,076
2312	Alafdal Aldhahabi Alhadith for Importing Building Materials, Sanitary Materials	133,932
2313	Bayt Alta'am for Importing Foodstuffs	133,005
2314	Zad Alwataniya for Food Industries	132,600
2315	Almasdar Alhadith for Importing Stationery and Office Supplies	132,370
2316	Amasi for Importing Foodstuffs	132,000
2317	Ajyad for Importing Building Materials	131,739
2318	Rubia for Importing Medical Equipment and Supplies	131,721
2319	Tayba Alhaditha for Importing Building Materials and Sanitary Materials	130,906
2320	Almokhtar for Insurance	130,232
2321	Alttatweer Alwataniya for Contracting and Real Estate Investment	130,000
2322	Alrawasi Alhaditha for Manufacturing Building Materials	129,372
2323	Alamthal for Importing Medicines, Medical Equipment, Medical Products, and Mother & Child Supplies	128,777

2324	Jet for Importing Building Materials and Sanitary Materials (affiliated with Jet Holding)	128,760
2325	Dar Alsaboun for Manufacturing Cleaning Materials	127,663
2326	Alyaqout for Plastic Industries (affiliated with Madina Misrata Holding)	127,215
2327	Alnasajoon Allibyoon for Manufacturing Carpets and Mats	126,830
2328	Almoqtadr Alalami for Importing Foodstuffs, Livestock, and Meat	126,796
2329	Miftah Alaman for Importing Safes, Keys, and Locks	126,543
2330	Alqotouf Alkhadra for Importing Agricultural Machinery and Supplies	125,042
2331	Almustaqbal Alzahir for Importing Medical Equipment, Medical Products, and Mother & Child Supplies	125,000
2332	Azya Bin Ashour for Importing Clothing, Textiles, and Leather Products	125,000
2333	Alsamaha for Manufacturing Leather and Plastic Bags	124,166
2334	Almatjar Alliby for Importing Hardware	123,723
2335	First for Importing Electrical and Non-Electrical Devices, Spare Parts, and Electronic Devices	122,011
2336	Almothallath for Manufacturing PVC and Aluminum	122,010
2337	Diyar Alkhair Alamra for Importing Foodstuffs	121,440
2338	Alebtisama Alsafya for Importing Medical Equipment	121,370
2339	Afnan Alshajar Alakhder for Importing Foodstuffs	120,980
2340	Almawsim Alafdal for Importing Agricultural Machinery, Equipment, and Spare Parts	120,800
2341	Athaal International for Importing Medicines, Medical Equipment, and Mother & Child Supplies	120,712
2342	Alran for Importing Clothing, Textiles, and Leather Products	120,480
2343	Almawasim for Importing Mother & Child Supplies	120,317
2344	Majmoo'at Alaman International for Importing Medicines and Medical Equipment	120,157
2345	Alhayat Alafdal for Importing Cleaning Materials	120,000
2346	Alosala Aldaema for Manufacturing Marble and Granite	120,000
2347	Alamwaj Alzuraq Alawla for Importing Foodstuffs	120,000
2348	Anwar Albilad Alkhira for Importing Clothing, Textiles, and Leather Products	119,999
2349	Aldar Allibya for Importing Household and Electrical Devices	119,936
2350	Almokhtar Alhadith for Importing Building Materials, Sanitary Materials, and Accessories	119,655
2351	Alsayf Almuhand for Importing Foodstuffs, Livestock, and Meat	119,365

2352	Afif for Importing Means of Transport, Spare Parts, Oils, Lubricants, Tires, and Equipment	118,262
2353	Altaawon Albenaa for Importing Building Materials, Sanitary Materials, and Accessories	118,015
2354	Bayt Alrahma for Importing Building Materials	118,000
2355	Advanced Electrical Systems for Communications, IT, and Security & Safety Systems	117,198
2356	Alwasalat for Importing Generators, Electrical, and Electronic Devices	117,154
2357	Azhar Alrabee' for Manufacturing Paper Tissues	117,040
2358	Alwan Almutawaset for Importing Building Materials, Sanitary Materials, and Accessories	116,342
2359	Beirut Alhaditha for Importing Cleaning Materials	115,616
2360	Aldayk for Importing Means of Transport and Accessories	115,349
2361	Alwafaa Alsafi for Importing Cars, Machinery, and Spare Parts	115,191
2362	Alraqeem Alalami for Importing Clothing	115,040
2363	Alikhtiyar Aljameel for Importing Decorative Materials, Hardware	114,967
2364	Aljanah Allam'a for Importing Cleaning Materials, Decorative Materials, and Hardware	114,050
2365	Alinmae Alzra'i for Importing Agricultural Machinery, Equipment, and Spare Parts	114,036
2366	Zreipco Factory for Manufacturing Restaurant Equipment	114,017
2367	Alzaj for Glass and Aluminum Works	113,664
2368	Almuheet Aljadid for Importing Foodstuffs	113,314
2369	Alitar for Importing Building Materials, Sanitary Materials, and Accessories	112,778
2370	Jawharat Qarji for Importing Foodstuffs, Livestock, and Meat	112,700
2371	Alhadaf Alttibi Group for Importing Medicines and Medical Equipment	112,655
2372	Libyan Expertise Company for Importing Oil Equipment	112,462
2373	Ensiyab Company for Importing Heavy Pumps of All Types, Accessories, and Spare Parts	112,351
2374	Labda Company for Manufacturing Cleaning Materials	111,800
2375	Al-Rami Al-Sagheer Company for Importing Toys and Entertainment Equipment	111,640
2376	Al-Qarya Company for Importing Foodstuffs	111,548
2377	Sarwah Company for Importing Foodstuffs, Livestock, and Meat	111,090
2378	Trista Company for Food Industries	110,997
2379	Al-Ahramat Company for Marble Manufacturing (Joint Stock)	110,983
2380	International Group Company for Importing Medicines and Medical Equipment	110,697
2381	Al-Madina Misrata Factory for Paints and Putty Manufacturing	110,450

2382	Al-Aykona Al-Jadida Company for Manufacturing Hangars and Mobile Homes	110,100
2383	Qimmat Al-Jabal Company for Importing Perfumes, Cosmetics, and Beauty Products	109,859
2384	Mais Al-Reem Al-Kubra Company for Importing Clothing, Textiles, and Leather Products	109,762
2385	Salem Factory for Manufacturing Plastic Tools	109,650
2386	Khayrat Al-Ard Company for Importing Foodstuffs, Livestock, and Meat	108,864
2387	Topaz Company for Importing Building Materials, Sanitary Materials, and Accessories	108,800
2388	Al-Misk Company for Manufacturing All Cleaning Materials, Oils, and Derivatives	108,400
2389	Al-Harouj Al-Libya Company for Importing Transportation Means and Accessories	108,378
2390	Rice Al-Khams Company for Manufacturing, Packing, and Packaging Fish (Affiliated with Libyan Group)	106,680
2391	Jumeira Company for Importing Foodstuffs, Livestock, and Meat	106,400
2392	Jawhara Al-Sahel Al-Libya Company for Importing Foodstuffs, Livestock, and Meat	106,139
2393	Bin Zahia & Partners Company for Importing Clothing, Textiles, and Leather Products	105,900
2394	Al-Islah Al-Rashid Company for Importing Building Materials, Sanitary Materials, and Accessories	105,495
2395	Al-Najm Al-Mithali Company for Importing Clothing, Textiles, and Leather Products	105,350
2396	Al-Nukhba Company for Importing Sports, Entertainment, and Games Equipment	105,130
2397	Al-Muttahid Logistic Services Company	104,266
2398	Al-Baraka Insurance Company (Joint Stock)	103,308
2399	Zahra Al-Bayt Company for Importing Furniture	102,772
2400	Al-Mumtaz Al-Asil Company for Importing Building Materials, Sanitary Materials, and Accessories	102,700
2401	Al-Qawarir Al-Lami'a Company for Importing Household Items, Electrical and Non-Electrical Appliances, and Spare Parts	102,030
2402	Jibal Al-Himalaya Factory for Marble Manufacturing	102,000
2403	Al-Safa Al-Mutakamil Company for Importing Medicines, Vaccines, and Veterinary Supplies	101,373
2404	Al-Meeza Al-Alamiya Company for Importing Building Materials	101,005
2405	Al-Yamen Company for Importing Electrical Devices and Spare Parts	100,740
2406	Al-Raqi Al-Awwal Company for Importing Furniture	100,500

2407	Rabee' Al-Mustaqbal Company for Importing Building Materials, Sanitary Materials, and Accessories	100,300
2408	Al-Ikhaa Al-Libi Al-Awwal Company for Importing Foodstuffs, Livestock, and Meat	100,100
2409	Nova Company for Cutting and Installing Marble	100,000
2410	Dasr Al-Khair Company for Importing Building Materials and Sanitary Materials	99,932
2411	Arm International Al-Haditha Company for Importing Gypsum, Decoration, Building Materials, Sanitary Materials, and Accessories	99,168
2412	Al-Aqla Company for Aluminum Manufacturing	97,858
2413	Tarsin Al-Awwal Company for Importing Furniture	97,732
2414	Al-Jawhara Al-Haditha Company for Importing Machines	96,820
2415	Al-Oud Al-Tayyib Company for Importing Beauty Products, Hardware, and Cleaning Materials	94,636
2416	Al-Qimma Group for Renewable Energy and Electrical Works	94,320
2417	Al-Rafiq Al-Da'im Company for Importing Cars and Spare Parts	94,145
2418	Barqan Al-Haditha Company for Importing Transportation Means and Accessories	93,743
2419	Darghouth Company for Importing Medicines and Medical Equipment	93,673
2420	Alama Al-Sharq Company for Importing Foodstuffs, Livestock, and Meat	92,387
2421	Noa Al-Nakhla Company for Importing Foodstuffs, Livestock, Meat, and Dairy Products	92,190
2422	Mamoun International Company for Importing Foodstuffs, Livestock, and Meat	92,124
2423	Al-Mukhtar Al-Jadid Company for Importing Cars and Spare Parts	92,100
2424	Al-Ikhwa Al-Muta'aliqun Al-Awwal Company for Importing Foodstuffs	91,915
2425	Ansam Al-Andalus Company for Importing Medicines, Medical Preparations, and Mother & Child Supplies	91,875
2426	Nahj Al-Khair Company for Importing Foodstuffs, Livestock, and Meat	91,264
2427	Lin Al-Alamiya Company for Importing Foodstuffs	90,671
2428	Alam Al-Kamaliyat Company for Importing Cars and Spare Parts	90,660
2429	Mizran Company for Importing Electrical and Non-Electrical Devices and Spare Parts	90,466
2430	Nawar Company for Food Industries	90,300
2431	Al-Buraq Al-Jadid Company for Importing Foodstuffs and Fresh Fruits	89,900
2432	Al-Wasl Al-Dawliya Company for Building Materials, Sanitary Materials, and Accessories (Limited)	89,856
2433	Al-Sanabel Al-Khadra Company for Importing Foodstuffs	89,617
2434	Al-Wathiqoon Group for Importing Foodstuffs	89,280

2435	Al-Mashriq Company for Manufacturing Building Materials	88,920
2436	Al-Mumtaz Al-Awwal Company for Importing Medicines, Medical Equipment, and Supplies	88,399
2437	Al-Dahia Company for Mills and Animal Feed	88,310
2438	Tobactes Libya Factory for Manufacturing Plastic Pipes	87,615
2439	Al-Imad Al-Aali Company for General Contracting	87,557
2440	Zahra Al-Aasima Company for Importing Foodstuffs	87,500
2441	Al-Umma Company for Importing Aluminum	86,749
2442	Al-Fouladh Al-Muttahid Factory for Manufacturing Corrugated Steel	86,273
2443	Al-Isnad Al-Filahi Company for Importing Agricultural Pesticides	86,125
2444	Al-Tayyib Company for Manufacturing Animal Feed	86,050
2445	Al-Rashidoon Company for Importing Beauty Products, Hardware, and Cleaning Materials	85,785
2446	Mateen Factory for Manufacturing Chairs and Educational, Office, and Household Furnishings	85,360
2447	Al-Mutajadd Al-Zahir Company for Importing Building Materials and Sanitary Materials	84,651
2448	Al-Asil Al-Mumtaz Company for Importing Electrical Devices and Materials	84,469
2449	Wamda Company for Importing Transportation Means and Accessories	84,420
2450	Al-Hayat Al-Mubtakira Al-Mumayaza Company for Importing Electrical and Home Appliances	83,087
2451	Ramadan Fathi Ali Al-Arqat Factory for Manufacturing Automatic Textiles	82,000
2452	Al-Manakh Al-Jadid Company for Importing Electrical and Non-Electrical Devices and Spare Parts	81,800
2453	Al-Wajha Al-Alamiya Company for Importing Building Materials	81,600
2454	Al-Kawader Company for Importing Building Materials, Sanitary Materials, and Accessories (Affiliated with Al-Bustan Holding)	81,342
2455	Al-Tijan Company for Importing Dental Equipment	80,099
2456	Sukoor Africa Company for Importing Medical Equipment, Medicines, Medical Preparations, and Mother & Child Supplies	80,050
2457	Marahil Al-Tahliya Company for Importing Water Desalination Pumps and Spare Parts	80,000
2458	Nawasi Al-Rida Company for Importing Foodstuffs	80,000
2459	Al-Qalaa Factory for Manufacturing Plastics	80,000
2460	Strain Company for Plastic Industries	80,000

2461	Duroob Al-Mutawassit Company for Importing Building Materials, Sanitary Materials, and Accessories	79,976
2462	Mat'hin Al-Makan Company for Food Industries, Packing, and Packaging	79,950
2463	Aswad Tobactes Company for Importing Foodstuffs	79,801
2464	Afaq Al-Ghoroub Company for Importing Home Appliances, Electronics, and Accessories	79,665
2465	Al-Yasmin Al-Jadida Company for Importing Cleaning Materials	79,478
2466	Al-Wasla Company for Importing Building Materials and Insulating Materials of All Types	79,444
2467	Al-Aqariya Al-Libiya Al-Haditha Company for Importing Home Appliances	78,524
2468	Al-Siyah Al-Mumayaz Company for Importing Foodstuffs, Livestock	78,348
2469	Victoria Al-Haditha Company for Importing Swimming Pools, Saunas, and Fountains	77,925
2470	Shorouq Libya Factory for Manufacturing Plastics	77,811
2471	Alam Al-Ibda'a Company for Importing Raw Materials, Paints, and Plastic Containers	77,600
2472	Al-Shaml Al-Mi'mariya Company for Importing Building Materials, Sanitary Materials, and Accessories	77,252
2473	Al-Mustanad Al-Rasikh Factory for Food Industries	77,051
2474	Al-Imtiaz Company for Importing Cleaning Materials	76,754
2475	Nawarat Al-Sharq Company for Importing Foodstuffs	76,500
2476	Shams Factory for Metal Works and Mobile Homes	76,336
2477	Bahr Al-Samah Company for Importing Building Materials and Sanitary Materials	74,540
2478	Beta Polymer Company for Chemical Industries	74,316
2479	Al-Naba' Al-Safi Factory for Bottling Drinking Water	74,037
2480	Al-Taqnayat Al-Haditha Al-Awwal Company for Importing Agricultural Machinery, Tools, and Accessories	73,542
2481	Al-Alam Al-Muttahid for Technical Systems	73,330
2482	Wad Company for Importing Diapers and Paper Towel Supplies	73,072
2483	Lamsa Malak Company for Importing Foodstuffs	73,000
2484	Wadi Libya Company for Importing Foodstuffs and Fresh Fruits	72,543
2485	Marahil Al-Tanmia Al-Zira'iyah Company for Importing Agricultural Machinery and Equipment	72,479
2486	Al-Matbakh Al-Alami Company for Importing Foodstuffs	72,468
2487	Al-Reef Al-Akhdar Company for Importing Foodstuffs, Livestock, and Meat	72,441

2488	Leptus Company for Importing Household and Electrical Materials	72,342
2489	Zahra Al-Lotus Company for Importing Building Materials, Sanitary Materials, and Accessories	71,990
2490	Al-Wiqaya Al-Mumayaza Company for Importing Medical Equipment, Medical Preparations, and Mother & Child Supplies	71,880
2491	Al-Naba' Al-Rawi Company for Importing Water Desalination Systems and Plants	71,655
2492	Al-Masdar Al-Jadid Company for Importing Rollers and Industrial Equipment	70,461
2493	Al-Bawadi Al-Jadida Company for Importing Agricultural Machinery and Supplies	69,681
2494	Al-Tasahil Company for Importing Medical Equipment, Medicines, Medical Preparations, and Mother & Child Supplies	69,638
2495	Al-Saraha Al-Dawliya Company for Importing Transportation Means and Accessories (Limited)	69,460
2496	Miyah Al-Najaa Company for Mineral Water	69,089
2497	Itlala Company for Engineering Industries	69,070
2498	Alam Al-Bunyan Al-Hadith Company for Importing Building Materials and Sanitary Materials	68,938
2499	Al-Mawaqid Company for Installing and Maintaining Central Heating	68,616
2500	Al-Mukhtar Al-Mithali Company for Importing Transportation Means and Accessories	68,216
2501	Rimal Tripoli Company for Importing Transportation Means and Accessories	67,684
2502	Al-An'am Company for Importing Medicines, Equipment, and Veterinary Preparations	66,537
2503	Al-Khibraat Al-Mumtaza Company for Importing Foodstuffs	66,213
2504	Aras Company for Importing Building Materials, Sanitary Materials, and Accessories	65,972
2505	Al-Mutakamil Al-Awwal Company for Manufacturing Building Materials and Insulating Materials	65,835
2506	Al-Alamiya Al-Mutawwara Company for Importing Foodstuffs	65,641
2507	Al-Burj Al-Munir Company for Importing Building Materials	65,200
2508	A'mak Al-Bihar Company for Importing Fish and Fish Products	65,000
2509	Al-Itqan Al-Libi Company for Importing Clothing, Textiles, and Leather Products	64,630
2510	Al-Shuaa Al-Libi Company for Importing Foodstuffs	64,500
2511	A'mar Al-Fan Company for Importing Building Materials	64,444
2512	Mersin Company for Importing and Packing Foodstuffs	64,000
2513	Saraya Romaisa Company for Importing Cars and Spare Parts	63,691

2514	Nujoom Al-Fajr Company for Importing Electrical Devices and Materials	63,017
2515	Al-Hilal Factory for Manufacturing Plastics	62,730
2516	Marmer Libya Al-Awwal Company for Importing Building Materials, Sanitary Materials, and Accessories	60,868
2517	Al-Bidaya Al-Libiya Company for Plastic Industries	60,460
2518	Al-Salam Company for Printing, Advertising, and Promotion	60,250
2519	Najah Kimia Company for Manufacturing Cleaning Materials	60,130
2520	Alam Al-Alamiya Al-Mutakaddima Company for Importing Transportation Means and Accessories	59,540
2521	Al-Alyaf Libya Company for Manufacturing Fiberglass	59,312
2522	Al-Kristal Company for Manufacturing and Assembling Electrical and Electronic Materials	59,200
2523	A'mar Al-Aqariya Company for Importing Building Materials	59,188
2524	Al-Saraha Company for Importing Computers and Electronics	58,850
2525	Al-Tabi'a Company for Food Industries	58,404
2526	Al-Majarra Al-Jadida Company for Importing Electronics, Spare Parts, Accessories, Mobile Devices, and Supplies	57,240
2527	Ruwad Al-Taqliya Al-Haditha Company for Measurement, Calibration, and Development Services	55,750
2528	Al-Asala Al-Tijariya Company for Importing Electronics, Accessories, Spare Parts, and Electrical Materials	55,417
2529	Al-Qusoor Al-Zira'iya Company for Importing Agricultural Supplies and Spare Parts	55,220
2530	Al-Jawhara Al-Bayda Company for Food Industries	55,020
2531	Bab Al-Aqaba Company for Importing Building Materials, Sanitary Materials, and Accessories	54,900
2532	Al-Rahba Al-Jadida Company for Importing Foodstuffs	53,217
2533	Al-Bustan Al-Ghitha'i Company for Importing Foodstuffs (LLC)	53,172
2534	Al-Reehan Company for Importing Medical Equipment, Medicines, Medical Preparations, and Mother & Child Supplies	53,100
2535	Al-Hanash Company for Importing Cars and Spare Parts	52,950
2536	Al-Nahda Company for Importing Building Materials, Sanitary Materials, and Accessories	52,719
2537	Al-Qasr Al-Saeed Company for Importing Furniture	52,284
2538	Al-Nadhir Company for Importing Foodstuffs, Livestock, and Meat	52,165

2539	Al-Ruya Al-Sati'a Company for Importing Medical Supplies	51,756
2540	Al-Rashid Al-Munir Company for Importing Foodstuffs, Fresh Fruits, Livestock, and Meat	51,447
2541	Kanz Al-Ard Company for Importing Transportation Means and Accessories (Limited Liability)	51,240
2542	Asateer Al-Alam Company for Importing Foodstuffs, Livestock, Meat, Vegetables, and Fruits	50,654
2543	Al-Qawafil Al-Libiya Al-Muttahida Company for Importing Building Materials, Sanitary Materials, and Accessories	50,652
2544	Al-Shadrawan Al-Mudi' Company for Importing Foodstuffs, Livestock, and Meat	50,554
2545	Mazaya Al-Bayt Company for Importing Household Items, Electrical and Non-Electrical Devices	50,016
2546	Jood Company for Importing Building Materials, Sanitary, and Electrical Materials	50,000
2547	Tayyibat Libya Al-Dawliya Company for Importing Foodstuffs, Livestock, and Meat	50,000
2548	Al-Raqi Company for Manufacturing Sanitary Marble Materials	49,864
2549	Basriyat Tripoli Company for Importing Optical Products and Accessories	49,747
2550	Al-Mumtaz Company for Importing Medical Supplies and Equipment	48,680
2551	Afaq Al-Lami'a Company for Importing Foodstuffs, Livestock, and Meat	48,150
2552	Al-Seil Al-Khair Company for Importing Tea and Foodstuffs	47,880
2553	Al-Mizan Factory for Manufacturing Floor Tiles	47,624
2554	Al-Mutamayyiza Al-Haditha Group for Importing Foodstuffs, Livestock, and Meat	47,500
2555	Ansam Al-Tayyib Company for Importing Perfumes and Cleaning Materials	46,144
2556	Fakhama Al-Tasmeem Company for Manufacturing Furniture and Kitchens	46,000
2557	Al-Ma'ida Al-Tayyiba Company for Importing Foodstuffs, Livestock, and Meat	45,754
2558	Al-Safqa Al-Adila Company for Importing Tires, Rims, and Accessories	45,362
2559	Nauman Company for Importing Sports and Recreational Equipment and Games	45,345
2560	Al-Sindan Company for Importing Workshop Equipment	44,419
2561	Ruwad Al-Salam Company for Importing Household, Electrical, and Electronic Materials	44,408
2562	Zahra Sayad Company for Food Industries	43,988
2563	Al-Taj Al-Masi Company for Manufacturing Building Materials	43,605
2564	Marathon Benghazi Company for Importing Clothing and Medical Shoes	42,756
2565	Al-Qimma Al-Alamiya Company for Electrical Services	42,600
2566	Al-Nahr Company for Importing Agricultural Equipment and Supplies	41,729
2567	Rama Factory for Engineering Industries	40,823

2568	Al-Tarabot Al-Wathiq Company for Manufacturing Building Materials	40,774
2569	Al-Dahnat Al-Muttahida Company for Importing Building Materials, Sanitary Materials, and Accessories	40,481
2570	Abnaa Bin Ghazi Factory for Manufacturing Curtains, Salons, and Mattresses	40,396
2571	Ram Al-Awwal Company for Importing Beauty Products, Hardware, and Cleaning Materials	40,204
2572	Rubina Factory for Manufacturing Marble and Granite	39,845
2573	Tripolis Company for Insurance Brokerage and Reinsurance Services	39,749
2574	Al-Sharara Company for Importing Building and Sanitary Materials	39,658
2575	Al-'Unfuwan Company for Importing Foodstuffs, Livestock, and Meat	39,408
2576	Al-Masar Al-Fiddi Company for Importing Household, Electrical, and Electronic Materials and Accessories	38,250
2577	Sima Al-Mumayaz Company for Importing Foodstuffs, Livestock, and Meat	38,036
2578	Al-Bustan Al-Akhdar Company for Importing Foodstuffs	36,018
2579	Jabal Lebanon Company for Importing Cleaning Materials	35,456
2580	Al-Mutajar Al-Libi Company for Importing Furniture	35,324
2581	Jibal Al-Atlas Factory for Plastic Industries	35,000
2582	Darb Al-Imtiaz Company for Importing Transportation Means and Accessories	33,921
2583	Gamma Medical Company for Importing Medical Equipment, Medical Preparations, and Mother & Child Supplies	32,792
2584	Noor Al-Salam Company for Importing Electrical, Non-Electrical Devices, and Spare Parts	32,190
2585	Abu Fares & Partners Company for Iron Industries	31,960
2586	Sarman Al-Haditha Company for Manufacturing Building Materials and Ceramics	31,616
2587	Al-Shihabi Company for Importing Foodstuffs, Livestock, and Meat	31,500
2588	Barniq Al-Haditha Company for Importing Garden Equipment and Agricultural Machinery	31,122
2589	Al-Umran Company for Manufacturing Building Materials	31,050
2590	Al-Qudra Al-Alamiya Company for Technical Equipment	31,000
2591	Pharm Company for Importing Agricultural Machinery, Equipment, and Spare Parts	30,807
2592	Lina Al-Dawliya Company for Importing Factory and Workshop Equipment and Supplies	30,515
2593	Al-Bariq Al-Dhahabi Company for Importing Cleaning and Beauty Materials	29,008

2594	Al-Reef Al-Libi Company for Importing Agricultural Machinery, Equipment, and Spare Parts	27,572
2595	Al-Rubyan Company for Salted Industries	27,254
2596	Al-Tilal Company for Paper Manufacturing and Printing Supplies	25,630
2597	Zad Al-Bayt Company for Importing Foodstuffs	24,324
2598	Al-Tifl Al-Jadid Company for Importing Medicines, Medical Preparations, and Mother & Child Supplies	22,013
2599	Al-Thiqa Best Quality Company for Importing Mother & Child Supplies	21,850
2600	Libyana Insurance Company	19,662
2601	Al-Usutra Al-Asliya Company for Importing Beauty Products, Hardware, and Cleaning Materials	19,500
2602	Al-Jawhara Al-Naqiya Company for Importing Cleaning Materials	18,032
2603	Al-Shajaratain Company for Importing Cleaning Materials	17,547
2604	Al-Ibda'a Al-Dawliya Al-Haditha Company for Importing Office and Home Furniture	16,500
2605	Al-Mutawakkil Company for Manufacturing Animal Feed and Grain Milling	12,750
2606	Masaa'i Al-A'mar Company for Importing Building Materials	11,820
2607	Ard Al-Salfium Company for Importing Mother & Child Supplies	10,553
2608	Al-Ittihadia Insurance Company (Joint Stock)	7,365

Accepted Coverage Requests
According to Goods or Services - Private Sector
During (01/01 - 31/10/2025)

"Descending order"

Order.	Goods or Services	Value in USD
1	Production and Operation Supplies	3,176,662,340
2	Miscellaneous Food Commodities	2,905,625,950
3	Building Materials and Construction Supplies	1,273,508,274
4	Machinery and Equipment	833,285,753
5	Transportation, tires, batteries and spare parts	792,499,249
6	Electronic Equipment	698,024,012
7	Feeds	567,189,500
8	Human Medicines	471,158,281
9	Agricultural	438,331,368
10	Live and frozen meat	346,651,726
11	Household and Household Electrical	285,359,662
12	Essential Commodity Production Requirements	276,719,478
13	Cleaning Materials	207,030,001
14	Milk, diapers and baby food	143,934,281
15	Airlines Transfers	114,830,448
16	Burniq Air requests	112,892,070
17	Milk	98,335,497
18	ICT Services	97,029,422
19	Tobacco of all kinds	88,649,193
20	Agricultural	86,962,990
21	Clothing and Shoes	80,645,443
22	Cleaning Materials	74,483,422
23	Furniture	68,047,337

24	Miscellaneous	61,497,960
25	Cheeses	49,501,208
26	Various navigational services	43,287,342
27	Stationery	40,028,896
28	Hygienic materials	39,803,864
29	Iron and steel factory operating requirements	32,720,236
30	Medical	28,950,886
31	Fruits and Vegetables	17,813,405
32	Importing a Gold Commodity	15,939,281
33	Butter	11,288,969
34	Carpets and Textiles	8,402,250
35	Fish and Marines	8,202,238
36	Veterinary Medicines	7,408,335
37	Ghee	6,411,919
38	Salary transfers	4,718,566
39	Special requests for Libyan Wings Company	3,690,357
40	Libyan Express Transport Company	3,594,488
41	Insurance Companies Transfers	2,680,694
42	Other Goods	1,679,902
43	MedSky Airways Company requests	664,251
44	Oya Airways Company	647,618
45	Ghadames Airways Company	523,169
46	General Electricity Company Supplies	510,923
47	Costs of tourism services	150,000
48	Production and Operating Services	45,540
49	Training Courses Transfers	41,135
50	Insurance Companies Requests	29,600
51	Flight Tickets	23,874

Accepted Coverage Requests
According to Country of Origin - Private Sector
During (01/01 - 31/10/2025)

"Descending order"

Order.	Country of origins	Value in USD
1	Türkiye	3,630,721,382
2	China	1,914,879,896
3	Egypt	1,577,983,664
4	India	820,064,474
5	Russian Federation	686,906,173
6	Italy	454,179,755
7	Brazil	374,888,254
8	Tunisia	335,121,472
9	United Arab Emirates	329,028,209
10	Ukraine	284,967,419
11	Thailand	272,716,073
12	Germany	266,173,714
13	United States	228,301,757
14	France	198,166,484
15	Romania	185,233,457
16	Netherlands	153,812,393
17	Saudi Arabia	151,950,929
18	Spain	147,300,974
19	Argentina	145,385,922
20	Ireland	129,227,230
21	Indonesia	93,060,464

22	South Korea	92,505,440
23	Europe	82,065,105
24	Belgium	81,009,696
25	New Zealand	63,106,338
26	Poland	61,473,510
27	United Kingdom	59,878,589
28	Japan	58,103,106
29	Sri Lanka	50,467,214
30	Guatemala	48,935,740
31	Bulgaria	48,621,611
32	Jordan	43,076,706
33	Ecuador	42,575,748
34	Sweden	39,960,704
35	Switzerland	37,440,373
36	Greece	34,895,717
37	Viet Nam	33,989,794
38	Algeria	33,109,149
39	Serbia	30,876,590
40	Austria	28,543,782
41	Oman	23,676,280
42	Canada	22,513,373
43	Morocco	22,369,858
44	Portugal	19,720,733
45	Denmark	18,976,468
46	Malta	16,897,168
47	Slovenia	16,867,738
48	Iraq	15,831,464

49	Lithuania	12,782,554
50	Hungary	10,373,674
51	Syria	9,314,038
52	Slovakia	8,094,949
53	Finland	7,079,725
54	Malaysia	5,379,375
55	Colombia	5,256,516
56	Cyprus	4,985,223
57	Bahrain	4,827,997
58	Pakistan	4,347,710
59	Gabon	3,925,903
60	Asia	3,849,457
61	Mexico	2,882,760
62	Australia	2,790,683
63	Uruguay	2,560,200
64	Qatar	2,438,000
65	Lebanon	2,391,839
66	Cambodia	2,300,323
67	Hong Kong S.A.R.	1,949,889
68	Costa Rica	1,875,320
69	South Africa	1,858,518
70	Taiwan	1,580,959
71	Bangladesh	1,574,443
72	Singapore	1,567,090
73	Equatorial Guinea	1,283,845
74	Former Yugoslav Republic of Macedonia	1,177,468
75	Czech Republic	1,165,676

76	Europe	1,115,039
77	Norway	976,080
78	Bosnia and Herzegovina	975,304
79	Marshall Islands	895,900
80	Ethiopia	663,098
81	Kazakhstan	648,150
82	Albania	543,975
83	Korea, North	497,860
84	Nigeria	462,409
85	Sant Marino	416,260
86	Monaco	407,931
87	Chile	407,400
88	Uganda	367,500
89	Namibia	344,819
90	Kenya	296,405
91	Croatia	208,945
92	Luxembourg	186,716
93	Mauritius	184,089
94	Yemen	167,300
95	Kuwait	152,240
96	Tanzania	148,858
97	Sudan	148,707
98	Turkmenistan	139,490
99	Philippines	117,198
100	Peru	106,680
101	Uzbekistan	89,280
102	Belarus	65,570

103	Central African Republic	56,555
104	American Samoa	54,939
105	Sierra Leone	41,289
106	Moldova	40,933
107	Estonia	13,461

Accepted Coverage Requests
According to Country of Origin - Private Sector
During (01/01 - 31/10/2025)

"Descending order"

Order.	Country of origins	Value in USD
1	United Arab Emirates	3,818,865,169
2	Türkiye	3,177,006,493
3	Egypt	1,445,662,337
4	China	623,296,511
5	Switzerland	596,288,161
6	United Kingdom	493,021,693
7	Italy	398,214,489
8	Tunisia	394,135,972
9	Spain	239,854,215
10	Thailand	175,735,715
11	Austria	167,549,598
12	Japan	164,262,210
13	Netherlands	140,909,338
14	Singapore	138,693,870
15	Jordan	107,248,439
16	Slovakia	105,584,386
17	Germany	105,165,953
18	France	104,918,694
19	South Korea	99,467,141
20	Canada	74,091,275
21	Saudi Arabia	70,585,903

22	Hong Kong S.A.R.	66,583,774
23	Belgium	56,965,127
24	Indonesia	56,913,738
25	Oman	55,775,906
26	India	55,084,232
27	New Zealand	49,313,998
28	Bahrain	44,921,855
29	Ukraine	44,320,107
30	Sri Lanka	43,537,416
31	United States	42,057,911
32	Malta	41,973,930
33	Sweden	37,125,469
34	Cyprus	36,131,106
35	Brazil	35,509,057
36	Algeria	31,686,578
37	Morocco	28,458,529
38	Ireland	23,761,367
39	Denmark	22,695,906
40	Greece	18,573,831
41	Slovenia	17,754,229
42	Poland	17,493,980
43	Mauritius	17,309,309
44	Luxembourg	16,946,017
45	Hungary	16,600,687
46	Portugal	11,396,860
47	Ecuador	10,957,434
48	Australia	10,575,960

49	Viet Nam	9,137,876
50	Romania	8,594,252
51	Lithuania	8,578,900
52	Russian Federation	5,822,500
53	Bulgaria	5,692,267
54	Pakistan	4,347,710
55	Finland	3,860,584
56	Lebanon	2,750,787
57	Malaysia	2,672,342
58	Qatar	2,438,000
59	Marshall Islands	2,426,460
60	Korea, North	2,423,380
61	Botswana	1,651,500
62	Argentina	1,454,424
63	Serbia	1,394,721
64	Georgia	1,207,125
65	Croatia	1,206,445
66	Former Yugoslav Republic of Macedonia	1,177,468
67	South Africa	1,163,858
68	Europe	1,115,039
69	Liechtenstein	1,070,493
70	Bosnia and Herzegovina	975,304
71	Andorra	970,084
72	Taiwan	764,919
73	Europe	732,274
74	Kenya	534,177
75	Monaco	508,516

76	Nigeria	462,409
77	Czech Republic	353,651
78	Sant Marino	310,355
79	Albania	274,300
80	Iraq	210,004
81	Kuwait	152,240
82	Turkmenistan	125,250
83	Gabon	110,063
84	Estonia	105,571
85	Saint Helena	100,000
86	Uzbekistan	89,280
87	Sierra Leone	65,928
88	American Samoa	54,939
89	Moldova	40,933
90	Kazakhstan	4,400