

# Central Bank of Libya

## Commercial Banks' Uses of Foreign Exchange

During (1/1 - to 30/04/2026)





## Foreign Exchange Expenditures' Movement Analysis

### From 1/1 – to 30 /04/2026

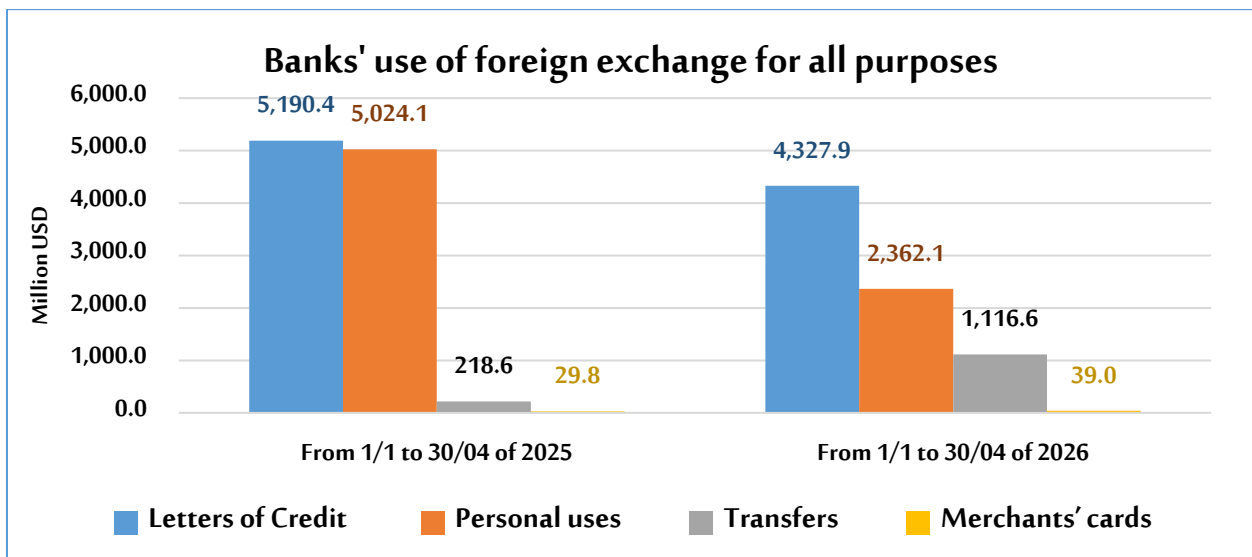
The total uses of foreign exchange by banks from 1/1 – to 30/4/2026 recorded to about \$7,845,656,218 compared to \$10,462,892,241 during the same period of 2025, which is an increase of about \$ 2,617,236,023 with a rate of 25.0%.

The letters of credit accounted for 55.2% of total bank uses of foreign exchange, personal purposes accounted for 30.1% of total bank uses of foreign exchange, then transfers accounted for 14.2%, while merchant cards constituted a limited percentage of 0.5% of the total.

### The actual banks' uses of foreign exchange for all purposes

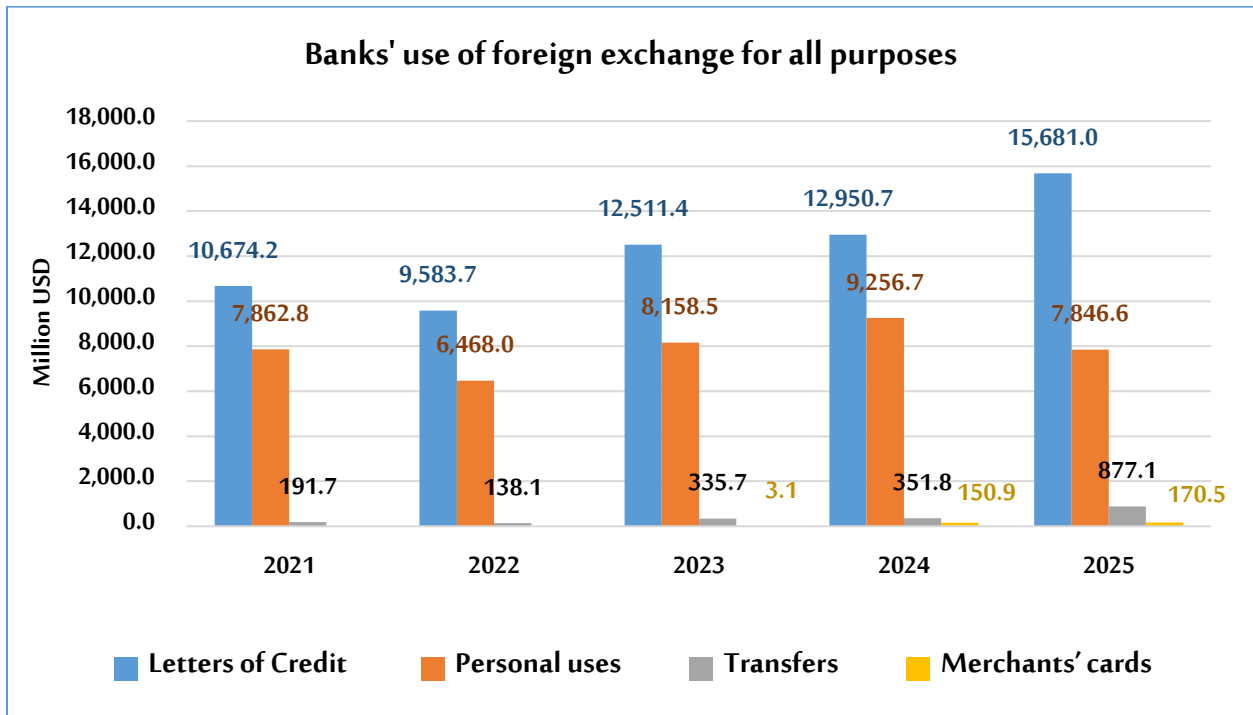
" in USD "

Item	From 1/1 to 30/04 of 2025	From 1/1 to 30/04 of 2026	Change in value	Percentage change
Letters of Credit	5,190,430,195	4,327,904,928	-862,525,267	-16.6
Transfers	218,580,460	1,116,635,076	898,054,616	410.9
Personal uses	5,024,128,010	2,362,117,214	-2,662,010,796	-53.0
Merchants' cards	29,753,576	38,999,000	9,245,424	31.1
<b>Total</b>	<b>10,462,892,241</b>	<b>7,845,656,218</b>	<b>-2,617,236,023</b>	<b>-25.0</b>





The following is a graph showing the actual uses of foreign currency by banks during the last three year (2021 – 2025):





### Amounts sold to banks in foreign exchange for all purposes:

In the context of monitoring the performance of banks operating in the local market with regard to the use of foreign currency, the table below shows the distribution of foreign currency sold by commercial banks during the period 1/1 – to 30/04/2026. According to the table below, it is clear that **Jumhouria Bank** was the most bank purchased foreign exchange from 1/1 – to 30/04/2026 with a market share of 17.6%, as the total amounts of foreign exchange purchased was about \$1,379,114,283, followed by **Aman Bank for Trade and Investment** with a market share of 10.3%, as the total amounts of foreign exchange purchased was about \$804,770,995, then **Wahda Bank** was in the third place with a value of \$595,136,201.

Then **North Africa Bank** was ranked in fourth place with a value of \$593,803,322, then **Nuran Bank** was in fifth place with a value of \$588,046,364. Then **Andalus Bank** recorded a remarkable improvement, advancing from twelfth to sixth place and achieving sales of approximately \$565,673,363.

The following banks come in terms of relative importance in order: **Libyan Islamic Bank**, **United Arab Bank**, **National Commercial Bank**, **Yaqeen Bank**, **Bank of Commerce and Trade**, **First Gulf Libyan Bank**, and **Sahara Bank**, as shown in the table below, which also contains the order in which banks were in the same period of 2025.



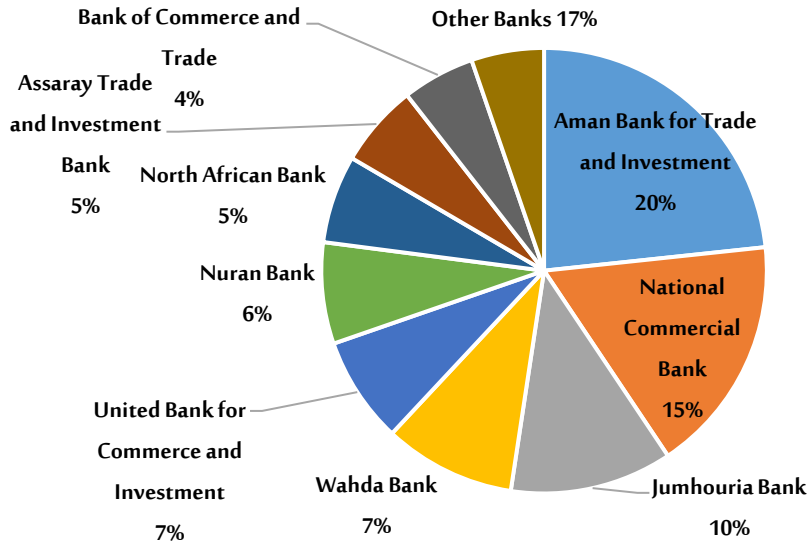
### Ranking of banks according to the total amounts sold of foreign exchange.

Bank	From 1/1 to 30/04 of 2025			From 1/1 to 30/04 of 2026		
	Order	Value in USD	Market Share	Order	Value in USD	Market Share
Jumhouria Bank	3	1,053,304,821	%10.07	1	1,379,114,283	%17.58
Aman Bank for Trade and Investment	1	2,094,267,786	%20.02	2	804,770,995	%10.26
Wahda Bank	4	781,462,301	%7.47	3	595,136,201	%7.59
North African Bank	7	536,726,927	%5.13	4	593,803,322	%7.57
Nuran Bank	6	656,959,048	%6.28	5	588,046,364	%7.50
Andalus Bank	12	292,052,763	%2.79	6	565,673,363	%7.21
Libyan Islamic Bank	9	462,073,809	%4.42	7	447,044,773	%5.70
National Union Bank	20	30,438,801	%0.29	8	425,522,761	%5.42
National Commercial	2	1,523,058,223	%14.56	9	411,433,930	%5.24
Yaqeen Bank	13	277,612,544	%2.65	10	373,397,670	%4.76
Bank of Commerce and Trade	10	438,680,730	%4.19	11	319,785,072	%4.08
First Gulf Libyan Bank	15	212,959,402	%2.04	12	213,176,757	%2.72
Sahara Bank	11	334,088,564	%3.19	13	194,722,445	%2.48
United Bank for Commerce and Investment	5	684,419,174	%6.54	14	187,036,532	%2.38
Alwaha Bank	18	91,854,368	%0.88	15	180,531,624	%2.30
Assaray Trade and Investment Bank	8	480,636,644	%4.59	16	148,952,615	%1.90
Libyan Foreign Bank	14	275,143,710	%2.63	17	122,684,897	%1.56
Mediterranean Bank	17	92,662,324	%0.89	18	118,710,792	%1.51
Tadhamon Bank	16	94,031,775	%0.90	19	76,493,846	%0.97
Arab Investment Islamic Bank	19	38,768,497	%0.37	20	50,614,006	%0.65
Alwafa Bank	21	11,690,030	%0.11	21	36,164,808	%0.46
Islamic Finance Bank	-	-	-	22	9,489,954	%0.12
Danam Islamic Bank	-	-	-	23	2,162,481	%0.03
Al Seraj Islamic Bank	-	-	-	24	1,186,727	%0.02
<b>Total</b>	-	<b>10,462,892,241</b>	<b>%100.0</b>	-	<b>7,845,656,218</b>	<b>%100.0</b>



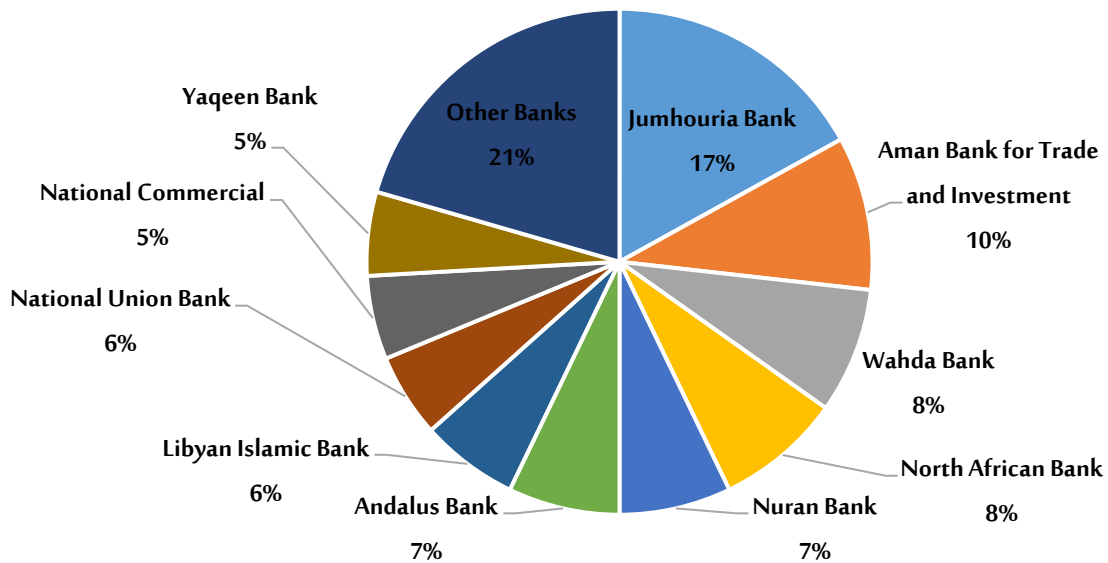
### Relative importance by bank for foreign exchange uses

from 1/1 to 30/4/2025



### Relative importance by bank for foreign exchange uses

from 1/1 to 30/4/2026





**Amounts sold to banks in foreign currency (according to the purpose)**

“In Millions of USD”

Order	Bank	Letters of Credit		Miscellaneous Transfers		Personal Purposes		Merchants' cards	
		From 1/1 to 30/04 of 2025	From 1/1 to 30/04 of 2026	From 1/1 to 30/04 of 2025	From 1/1 to 30/04 of 2026	From 1/1 to 30/04 of 2025	From 1/1 to 30/04 of 2026	From 1/1 to 30/04 of 2025	From 1/1 to 30/04 of 2026
-1	Libyan Islamic Bank	278,105,396	357,019,780	1,035,403	11,336,509	182,433,010	72,184,484	500,000	6,504,000
-2	Tadhamon Bank	51,305,475	56,224,546	0	0	42,726,300	20,219,300	0	50,000
-3	National Commercial	844,733,092	131,552,930	143,931	68,400,000	675,281,200	211,381,000	2,900,000	100,000
-4	Libyan Foreign Bank	238,405,107	82,089,486	36,738,603	40,595,411	0	0	0	0
-5	United Bank for Commerce	274,326,274	143,875,532	0	0	408,892,900	41,511,000	1,200,000	1,650,000
-6	National Union Bank	29,357,301	29,705,084	0	394,528,678	1,081,500	1,289,000	0	0
-7	Aman Bank for Trade and Investment	547,809,179	124,760,089	1,029,407	19,992,306	1,530,424,200	642,968,600	15,005,000	17,050,000
-8	Bank of Commerce and Trade	72,788,631	77,698,400	22,218,799	27,268,172	343,453,300	214,518,500	220,000	300,000
-9	Jumhouria Bank	608,792,801	1,239,759,223	1,067,820	108,000	443,444,200	138,397,060	0	850,000
-10	First Gulf Libyan Bank	203,945,015	191,116,266	8,555,487	22,044,591	458,900	15,900	0	0
-11	Assaray Trade and Investment Bank	426,716,760	120,793,249	4,381,384	1,592,126	48,893,500	25,119,740	645,000	1,447,500
-12	Sahara Bank	138,664,871	84,933,279	11,237,393	17,782,129	184,186,300	91,807,037	0	200,000
-13	Mediterranean Bank	31,660,824	23,746,992	755,000	0	59,396,500	93,813,800	850,000	1,150,000
-14	Nuran Bank	409,900,822	452,835,325	1,093,150	10,631,238	240,020,000	118,619,300	5,945,076	5,960,500
-15	Alwaha Bank	23,157,368	157,374,056	0	2,466,375	68,697,000	20,691,193	0	0
-16	Wahda Bank	317,165,138	10,351,821	113,819,863	473,482,380	350,477,300	111,102,000	0	200,000
-17	Alwafa Bank	4,223,230	35,683,808	0	0	7,466,800	481,000	0	0
-18	North African Bank	316,527,793	156,650,017	9,313,934	2,067,305	208,905,200	433,091,000	1,980,000	1,995,000
-19	Yaqeen Bank	134,084,721	276,521,192	1,660,723	18,946,578	141,358,600	76,387,900	508,500	1,542,000
-20	Andalus Bank	201,521,463	517,213,204	4,000,000	1,020,759	86,531,300	47,439,400	0	0
-21	Arab Investment Islamic Bank	37,238,933	47,514,501	1,529,564	2,031,505	0	1,068,000	0	0
-22	Islamic Finance Bank	-	8,808,254	-	681,700	-	0	-	0
-23	Danam Islamic Bank	-	1,580,353	-	570,128	-	12,000	-	0
-24	Al Seraj Islamic Bank	-	97,542	-	1,089,185	-	0	-	0
	<b>Total Grand</b>	<b>5,190,430,195</b>	<b>4,327,904,928</b>	<b>218,580,460</b>	<b>1,116,635,076</b>	<b>5,024,128,010</b>	<b>2,362,117,214</b>	<b>29,753,576</b>	<b>38,999,000</b>



## Accepted banks' requests to cover Letters of Credit and transfers, except for personal purposes, from 1/1 – to 30/4/2026:

As part of monitoring the demand for foreign currency through commercial banks, the number of beneficiaries (**companies, factories, public and other entities, and foreign individuals**) whose applications for covering letters of credit and various transfers (excluding personal purposes) were accepted during the period 1/1 – to 30/04/2026, reached approximately 1,350 entities, totaling 3,808 accepted applications.

Letters of credit accounted for the largest share of applications, totaling 3,080, representing 80.9% of the total accepted applications, as shown in the following tables:

### Number of accepted applications for foreign exchange purchase - by sectors

Sectors	Number of companies, factories, or entities
Private Sector	1,307
Public Sector	18
Miscellaneous Entities	25
<b>Total</b>	<b>1,350</b>

### Number of accepted applications for foreign exchange purchases by type of transfer

Transfer type	Number of requests			Total	Relative Importance %
	Private Sector	Public Sector	Banking Sector		
Letters of Credit	3,049	30	1	<b>3,080</b>	<b>80.9%</b>
Airlines Transfers	481	19	11	<b>511</b>	<b>13.4%</b>
Commercial Transfers	14	14	6	<b>34</b>	<b>0.9%</b>
Other Transfers	0	78	61	<b>139</b>	<b>3.7%</b>
Insurance Transfers	15	10	0	<b>25</b>	<b>0.7%</b>
Salary Transfers	0	0	13	<b>13</b>	<b>0.3%</b>
Industrial Transfers	0	1	0	<b>1</b>	<b>0.0%</b>
Gold Import Transfer	5	0	0	<b>5</b>	<b>0.1%</b>
<b>Total</b>	<b>3,564</b>	<b>152</b>	<b>92</b>	<b>3,808</b>	<b>100.0%</b>



## Appendices

### Accepted Coverage Requests for the Private Sector During the Period (1/1 – to 30/4/2026):

- Purchase requests by category of goods or services.
- Purchase requests by country of origin of goods or services
- Purchase requests by beneficiary countries.
- Lists of all beneficiary entities, companies, and factories.

**Accepted Coverage Requests  
According to Goods or Services  
During (01/01 - 30/04/2026)**

**"Descending order"**

<b>Order.</b>	<b>Goods or Services</b>	<b>Value in USD</b>
1	Miscellaneous food products, dairy products, and their derivatives	880,408,836
2	Raw materials, production and operational supplies, and production of basic products	772,507,965
3	Building materials and construction supplies	298,176,824
4	Feeds	289,269,721
5	Human medicines, medical equipment, and veterinary Medicines	235,364,077
6	Machinery and equipment	213,849,882
7	Transportation, tires, batteries and spare parts	170,612,173
8	Agricultural materials, equipment, and fertilizers	152,290,101
9	Airline and travel agency transfers	149,060,356
10	Electronic, household, and electrical appliances	138,744,915
11	Live and frozen meat, fish, and seafood	90,322,146
12	Cleaning supplies	54,838,674
13	Milk, diapers, and baby food	35,201,399
15	Clothing and footwear	29,484,893
14	Telecommunications, information technology, and maritime services	15,434,968
16	Furniture	13,495,709
17	Fruits and vegetables	10,870,064
18	Gold import transfers	9,984,500
19	Tobacco of all types and related products	8,784,328
20	Stationery supplies	5,835,578
21	Insurance company transfers	2,174,711

**Accepted Coverage Requests  
According to Country of Origin  
During (01/01 - 30/04/2026)**

**"Descending order"**

<b>Order.</b>	<b>Country of origins</b>	<b>Value in USD</b>
1	Türkiye	641,844,218
2	China	498,862,722
3	Egypt	353,667,416
4	Russian Federation	234,402,968
5	Germany	176,582,153
6	Italy	159,040,714
7	India	148,970,770
8	France	144,387,000
9	United Arab Emirates	143,138,879
10	Ukraine	138,650,049
11	Tunisia	97,695,594
12	Brazil	91,840,080
13	Spain	65,345,899
14	Argentina	64,824,621
15	Thailand	63,202,970
16	Romania	62,448,069
17	Saudi Arabia	57,936,956
18	Aruba	53,357,040
19	Ireland	52,869,234
20	Netherlands	30,228,167
21	United States	29,323,745

22	United Kingdom	21,405,616
23	Belgium	20,688,806
24	Indonesia	18,659,386
25	Ecuador	16,110,875
26	South Korea	16,054,506
27	New Zealand	15,247,419
28	Poland	13,264,398
29	Switzerland	12,899,538
30	Morocco	12,297,893
31	Austria	10,241,903
32	Sri Lanka	9,504,519
33	Malaysia	9,461,822
34	Algeria	8,912,962
35	Jordan	7,594,694
36	Greece	7,197,005
37	Japan	6,806,006
38	Vietnam	6,699,550
39	Sweden	6,456,529
40	Bulgaria	6,187,518
41	Malta	3,998,963
42	Portugal	3,814,592
43	Lithuania	3,588,472
44	Slovenia	3,485,238
45	Moldova	2,585,058
46	Canada	2,270,905
47	Denmark	2,138,219
48	Hong Kong S.A.R.	1,627,988

49	Finland	1,581,795
50	Oman	1,524,860
51	Costa Rica	1,434,720
52	Qatar	1,399,600
53	Bahrain	1,315,679
54	Hungary	1,185,950
55	South Africa	1,096,988
56	Chile	1,035,684
57	Colombia	967,725
58	Mexico	926,524
59	Iraq	903,388
60	Cambodia	600,246
61	Lebanon	598,465
62	Former Yugoslav Republic of Macedonia	568,179
63	Mauritius	495,000
64	Czech Republic	483,518
65	Norway	384,304
66	Pakistan	332,556
67	Croatia	311,744
68	Bangladesh	300,000
69	Uganda	287,760
70	Sant Marino	223,938
71	Maldives	212,525
72	Singapore	210,747
73	Serbia	174,706
74	Australia	169,000
75	Turkmenistan	89,738

76	Gabon	63,440
77	Kenya	8,000
78	Ivory Coast	2,101
79	Senegal	2,101
80	Sierra Leone	1,198

**Accepted Coverage Requests  
According to Country of Beneficiary  
During (01/01 - 30/04/2026)**

**"Descending order"**

<b>Order.</b>	<b>Country of origins</b>	<b>Value in USD</b>
1	United Arab Emirates	853,463,206
2	Türkiye	506,668,596
3	Egypt	359,934,558
4	Switzerland	335,642,937
5	Italy	187,880,015
6	China	187,645,274
7	Spain	105,136,496
8	Tunisia	98,771,024
9	Britain (United Kingdom)	98,154,020
10	Hong Kong S.A.R.	72,006,413
11	Austria	63,525,458
12	Netherlands	57,271,929
13	Thailand	53,286,791
14	Lebanon	51,251,460
15	Canada	50,983,252
16	Germany	41,007,535
17	Saudi Arabia	34,696,474
18	Bahrain	33,268,329
19	Singapore	31,677,279
20	Cyprus	29,762,265
21	France	27,095,260

22	India	26,976,259
23	Belgium	22,723,760
24	Jordan	20,345,394
25	Japan	19,815,604
26	South Korea	19,005,164
27	Brazil	18,239,903
28	Indonesia	16,726,482
29	United States	13,119,665
30	Ireland	10,835,765
31	Malta	9,506,335
32	Morocco	8,752,244
33	Algeria	8,712,962
34	Uruguay	8,570,238
35	Mauritius	8,053,685
36	Sri Lanka	7,911,173
37	Hungary	6,796,433
38	Ukraine	6,743,970
39	Sweden	6,615,834
40	Greece	4,900,645
41	Poland	4,693,135
42	Bahamas	4,361,201
43	Slovenia	4,197,193
44	Denmark	3,819,260
45	Australia	3,456,460
46	New Zealand	3,353,434
47	Oman	3,151,000
48	Luxembourg	3,051,986

49	Lithuania	2,900,676
50	Portugal	2,867,054
51	Romania	2,728,377
52	Vietnam	1,892,198
53	Finland	1,581,795
54	Monaco	1,575,624
55	Qatar	1,399,600
56	South Africa	1,203,253
57	Bulgaria	1,046,390
58	Slovakia	975,279
59	Colombia	967,725
60	Argentina	929,280
61	Malaysia	568,433
62	Former Yugoslav Republic of Macedonia	568,179
63	Pakistan	406,125
64	Croatia	311,744
65	Bangladesh	300,000
66	Sant Marino	223,938
67	Maldives	212,525
68	Serbia	174,706
69	Mexico	118,431
70	Taiwan	93,600
71	Turkmenistan	89,738
72	Kenya	8,000
73	Senegal	2,101
74	Ivory Coast	2,101
75	Sierra Leone	1,198

**Accepted Coverage Requests**  
**List of all Companies and Factories**  
**During (01/01 - 30/04/2026)**

**"Descending order"**

<b>Order.</b>	<b>Country of origins</b>	<b>Value in USD</b>
1	Al-Hazzaz Tourism Services and Investment Company	68,400,000
2	Sama Al-Haqool Mills and Fodder Company	51,261,242
3	First Spark Building Materials, Refractory Bricks, and Cement Company	48,050,500
4	Al-Yaqeen Libyan Food Industries, Mills, and Rice Husking Company	43,785,639
5	Ishbilia Flour and Fodder Industry Company	43,152,586
6	An-Namaa Libyan General Contracting and Real Estate Investment Company	41,896,938
7	Al-Imtiaz Group for Importing Various Transportation Means and Accessories Company	39,310,832
8	Atyaf Al-Khair Mills and Fodder Company	39,173,183
9	Al-Bunyan Metal Smelting and Rolling Company	38,741,688
10	Libyan Group for Mills and Fodder Company	37,842,639
11	Engineering Industries and Metal Forming Investment Company	36,994,167
12	Al-Manjal for Fodder and Supplements Import Company	36,816,110
13	Africa Beverage Bottling Company	34,109,358
14	Al-Raseef Al-Fakher Building Materials Industry Company	34,092,069
15	Sidi Al-Sayeh Food Industries, Mills, and Fodder Complex Company	34,009,605
16	Al-Naseem Food Industries Company	33,983,734
17	Al-Abraj Building Materials, Cement, and Mining Industry Company	32,172,019
18	Oya International Aviation Company LLC	28,747,390
19	Jado Al-Khair for Importing Foodstuffs, Livestock, and Meat Company	25,441,536
20	Al-Jeed Foodstuffs Import Company	24,811,487
21	Almassbobat for Materials Industry Company	24,481,463
22	Sahabat Al-Rabee Building Materials Industry Company	23,591,296
23	Al-Nabaa Benghazi Building Materials Industry Company	23,578,531
24	Savanna International Fodder Industry Company	22,800,060
25	Greater Tripoli Tomato and Food Industry and Packaging Company	21,729,914
26	Arab Union Fodder Industry and Grain Milling Company	21,584,541
27	First Monocular Fodder and Derivatives Industry Company	19,659,660
28	Sama Al-Mutawassit Aviation Company	19,261,964
29	Al-Maamoura Food Industries, Mills, and Fodder Company	19,199,912

30	Al-Maher International Mills and Fodder Company	19,055,413
31	Al-Marwa Group for Mills, Fodder, and Rice Husking Company	18,500,000
32	Golden Space Foodstuffs Import Company	18,109,921
33	Ghat Group for Oil Services and Well Drilling and Maintenance Company	18,021,918
34	Al-Haj Anwar for Importing Foodstuffs, Livestock, and Meat Company	17,812,662
35	Salsabil Al-Aghdiya Food Industries and Rice Husking Company	17,774,862
36	Duroob Libya for Importing Transportation Means and Accessories Company	17,465,814
37	Libyan United Beverage Bottling Company	16,650,206
38	Al-Rayhan Food Industry Company	15,250,127
39	Berniq Airways	15,032,134
40	Zuhour Tripoli for Importing Foodstuffs, Livestock, and Meat Company	14,760,897
41	Al-Mutawassit Fodder Industry Company	14,500,000
42	Al-Sahla for Importing Heavy Machinery and Equipment and Spare Parts Company	14,491,681
43	Al-Mabrouka Food Industries Company	14,473,448
44	Golden Medal Flour and Rice Husking Industry Company	14,465,771
45	Food Growth Industry Company	14,307,900
46	Joudy Food Industries Company	14,276,893
47	Libyan Express for Civil Aviation, Handling, and Air Cargo Company	13,908,816
48	Bab Al-Hasad Mills and Fodder Company	13,850,846
49	Dorsaf Marble and Granite Industry Company	13,832,929
50	Golden Star for Diapers and Scented Paper Napkins Industry Company	13,393,094
51	Sada Al-Imtiaz for Importing Foodstuffs, Livestock, and Meat Company	13,189,988
52	Naqa Al-Maadin for Importing Raw Materials Company	13,188,506
53	Al-Jeed Food Industries Company	12,860,796
54	Nabd Al-Fouad Medical Equipment Import Company	12,630,854
55	Al-Naj' Al-Kabeer for Importing Foodstuffs, Livestock, and Meat Company	12,377,947
56	Qasrin Al-Dawaa for Importing Medical Equipment, Medicines, and Preparations Company	11,878,959
57	Carthage Food Industries Company	11,787,019
58	Sustainable Brilliance for Importing Foodstuffs, Livestock, and Meat Company	11,677,232
59	Wadi Al-Kouf Mills, Fodder, and Rice Husking Company	11,676,800
60	Reem Al-Badia for Importing All Kinds of Foodstuffs Company	11,609,035
61	Greater Sidra Mills, Fodder, and Rice Husking Company	11,604,187
62	Al-Sahel Livestock and Meat Import Company	11,524,055
63	First Health Progress Medical Equipment Import Company	11,521,382
64	Bunyan Al-Mutalaq Medical Equipment and Accessories Import Company	11,493,787
65	Step of Creativity for Importing Medical Equipment and Mother & Child Care Company	11,472,227

66	Best Choice for Importing Medical Equipment and Preparations Company	11,431,039
67	Al-Bunyan Iron and Steel Industry Company	11,423,645
68	Golden Source for Importing Medical Equipment and Laboratory Supplies Company	11,236,947
69	Health Window Medical Equipment and Supplies Import Company	11,212,320
70	Al-Nawar Medical Equipment and Supplies Import Company	11,150,961
71	First Medical Empowerment for Importing Medical Equipment and Medicines Company	11,045,073
72	New Dam Fodder and Derivatives Industry Company	11,000,243
73	Toyota Libya Car Trade, Spare Parts, Import and Export Company	10,988,800
74	Libka Food Industries Company	10,678,533
75	Al-Atruj for Importing Electronics, Electrical Materials, and Transport Devices Company	10,582,062
76	Safwat Al-Kham for Importing Raw Materials Company	10,511,110
77	African Lights for Importing Foodstuffs, Livestock, and Meat Company	10,461,228
78	Bashaer Al-Zahra Food and Soft Drinks Industry Company	9,923,113
79	Shining Anvil Food and Soft Drinks Industry Company	9,903,137
80	Dunya Libya Food Industries Company	9,897,972
81	First International Quality for Fodder Industry, Flour Mills, and Food Industries Company	9,811,102
82	New Yaqeen Building Materials Industry Company	9,784,666
83	Libya National Building Materials and Furniture Industry Company	9,768,239
84	Lamsat Al-Hayat Medicines and Medical Equipment Import Company	9,761,157
85	Al-Muhandis Plastic Industries and Metal Works Company	9,695,868
86	Lights of Garabulli Flour Mills Company	9,681,721
87	New Marsa for Egg Hatching and Poultry Farming Company	9,639,504
88	Rawafid Al-Ghidha Foodstuffs Import Company	9,604,640
89	Libyan Soil for Importing Foodstuffs and Livestock Company	9,597,124
90	Biladi Fodder Industry Company	9,517,725
91	Bustan Libya for Importing Foodstuffs, Livestock, and Meat Company	9,374,158
92	Al-Naeem Mills, Fodder, and Grains Company	9,175,000
93	Quality Mark for Importing Foodstuffs, Livestock, and Meat Company	8,917,783
94	Al-Ribat Al-WatheeQ for Importing Foodstuffs, Livestock, and Meat Company	8,862,038
95	First Food Crown for Importing Foodstuffs, Livestock, and Meat Company	8,844,064
96	Al-Nukhba Tobacco and Derivatives Industry Company	8,784,328
97	Al-At'ima Food Industries and Supplies Company	8,733,868
98	Golden Coasts Foodstuffs Import Company	8,710,879
99	Tamarind for Importing Cars and Spare Parts Company	8,694,983
100	Al-Andalus Fodder Industry and Facilities Company	8,666,050
101	Al-Shorouq Al-Libiya for Mills and Fodder Company	8,614,268

102	Badr Misrata for Importing Foodstuffs, Livestock, and Meat Company	8,545,500
103	Tobruk for Oil Refining and Vegetable Oils Packaging Company	8,530,579
104	Al-Ghitaa for Paper and Carton Industry Company	8,479,303
105	Al-Bait Al-Muttahed for Importing Medical Equipment and Supplies Company	8,457,884
106	Adri for Importing Transportation Means and Accessories Company	8,257,101
107	Al-Amana for Importing Medical Equipment, Medicines, and Mother & Child Supplies Company	8,024,082
108	Ajwad Al-Ziraa for Importing Agricultural Machinery, Equipment, and Spare Parts Company	7,923,089
109	Al-Zahra for Importing Foodstuffs Company	7,835,736
110	Ajaweed for Importing Agricultural Machinery, Equipment, and Spare Parts Company	7,822,015
111	Al-Taawon Factory for Fodder Industry.	7,730,000
112	Marsa Al-Andalus for Importing Foodstuffs, Livestock, and Meat Company	7,651,515
113	Al-Sadd for Mills, Fodder, and Macaroni Company	7,612,630
114	Al-Zahra Al-Libiya for Food Industries Company	7,255,000
115	Al-Raya Al-Alamiya for Carton Industry and Packaging Company	7,247,945
116	Nibras Al-Khair for Fodder Industry and Grain Milling Company	7,115,000
117	Al-Jouda for Fodder Industry and Poultry Farming Company	7,049,100
118	Al-Maraai Al-Khasiba for Mills, Fodder, and Rice Milling Company	6,840,594
119	Al-Najah Al-Raeda for Engineering Industries Company	6,805,310
120	Mawadda for Importing Foodstuffs, Livestock, and Meat Company	6,801,000
121	Salwa Food Industries, Water Technology, and Plastic Products Company	6,763,605
122	Al-Tanmiya Al-Haditha for Metal Industries Company	6,732,805
123	Al-Jibal for Fodder Industry Company	6,730,000
124	Al-Maida Al-Raqiya for Importing Foodstuffs Company	6,554,540
125	Al-Alamiya for Importing Medicines, Medical Equipment, and Mother & Child Supplies Company	6,547,148
126	Al-Sabaj Factory for Corrugated Iron Industry.	6,485,420
127	Al-Hilal Al-Libi Al-Awwal for Raw Materials Industry Company	6,450,677
128	Al-Majd for Importing Forklifts, Heavy Equipment, and Trucks Company	6,373,278
129	Al-Waha Al-Dawliya for Grain Milling and Fodder Industry Company	6,348,230
130	Ghalia for Importing and Distributing Foodstuffs Company	6,267,819
131	Muharrakat Badr for Importing Transportation Means and Accessories Company	6,265,614
132	Al-Taif for Importing Foodstuffs Company	6,253,376
133	Al-Sahl Al-Mutaqadim for Importing Foodstuffs Company	6,197,916
134	Rajiha Al-Dawliya for Importing Heavy Equipment, Supplies, and Factory Equipment Company	6,113,500
135	Al-Arabi Al-Mumayaz for Importing Electronic Devices, Electrical Materials, and Spare Parts Company	6,076,524
136	Al-Fakhira Al-Jadira for Importing Foodstuffs, Livestock, and Meat Company	5,957,856

137	Rahaf Al-Dahabiya for Importing Foodstuffs, Livestock, and Meat Company	5,911,452
138	Jawaher Africa for Importing Foodstuffs, Livestock, and Meat Company	5,898,377
139	Tahaddi Al-Tariq for Importing Trucks, Cars, and Spare Parts Company	5,839,714
140	Asaad for Importing Trucks, Cars, and Heavy Transport Means Company	5,839,188
141	Maraai Doufan for Importing Foodstuffs, Livestock, and Meat Company	5,835,430
142	Al-Sira Al-Hamra for Importing Cleaning Materials Company	5,802,679
143	Al-Zaytouna Al-Mubaraka for Mills, Fodder, and Rice Milling Company	5,800,000
144	Ghosoun Al-Yasmeen for Importing Medical Equipment, Medicines, and Mother & Child Supplies Company	5,738,068
145	Al-Falah Al-Alamiya for Importing Foodstuffs Company	5,735,800
146	Al-Shatt Al-Jadeed for Importing Raw Materials Company	5,727,810
147	Al-Majmoua Al-Tibbiya for Importing Laboratory Equipment and Dental Supplies Company	5,722,182
148	Sama Libya for Fodder Industry Company	5,681,610
149	Al-Bardi for Plastic Industries and Recycling Company	5,665,843
150	Al-Nabaq for Importing Medicines, Medical Equipment, and Mother & Child Supplies Company	5,538,758
151	Janoub Al-Libi for Importing Fruits, Vegetables, Foodstuffs, and Livestock Company	5,518,800
152	Qurtuba for Mills and Fodder Company	5,491,696
153	Al-Maadin Al-Asli for Importing Raw Materials Company	5,458,158
154	Al-Somoud for Importing Household Items Company	5,438,160
155	Al-Masdar Al-Awsaa for Importing Foodstuffs Company	5,393,311
156	Ain Shmarou for Importing Foodstuffs Company	5,386,500
157	Al-Libiya Al-Kubra for Flour Industry Company	5,347,108
158	Safaa Al-Maadin for Importing Raw Materials Company	5,312,164
159	Taysir Al-Dawaiya for Importing Medical Equipment, Medicines, and Preparations Company	5,310,530
160	Al-Baraka Al-Alamiya for Importing Foodstuffs, Livestock, and Meat Company	5,291,515
161	Al-Thaqil for Metal Furniture Industry Company	5,287,738
162	Tasheel Al-Alamiya for Importing Raw Materials and Derivatives Company	5,278,465
163	Al-Baraka Al-Jadeeda for Importing Agricultural Machinery, Supplies, and Spare Parts Company	5,273,232
164	Naseem Al-Asima for Importing Raw Materials and Derivatives Company	5,250,298
165	Naqaa Al-Raheeq for Food Industries Company	5,205,909
166	Al-Kout Al-Jadeed for Importing Heavy Machinery, Spare Parts, and Equipment Company	5,174,720
167	Al-Wahat Al-Mutajaddida for Importing Foodstuffs Company	5,160,023
168	Al-Ajniha Al-Libiya (Libyan Wings) for Joint Stock Aviation Company	5,118,671
169	Al-Beibas Complex for Plastic Industries, Packaging Materials, and Wrapping Company	5,114,971
170	Matlaa Al-Fajr for Importing Decoration Materials, Scrap, and Cleaning Materials Company	5,111,656
171	Ghadha Al-Malika Al-Mumayaz for Food Industries Company	5,090,740
172	Carthage for Importing Packaging Materials Company	5,070,000

173	Awafi Taiba for Food Industries, Sweets, and Rice Milling Company	5,059,741
174	Al-Masar Al-Ghidhai Al-Awwal for Food Industries Company	5,037,000
175	Ithar for Importing Building Materials Company	5,034,984
176	Burouj Al-Salam for Fodder Industry and Milling Company	4,985,000
177	Libya for Aviation, Technical Services, and Tourism Company	4,976,501
178	Nova for Furniture Industry and Office/Home Furniture Installation Company	4,963,108
179	Al-Mahsoul Al-Akhdar for Rice Milling, Food Industries, and Flour Milling Company	4,937,500
180	Rama for Mills and Fodder Company	4,930,000
181	Al-Hisn Al-Matin for Iron Industries Company	4,929,332
182	Al-Risha Al-Dahabiya for Importing Foodstuffs Company	4,926,999
183	Al-Bawadi Al-Khadra for Fodder Industry and Grain Milling Company	4,921,000
184	Hassad Al-Dar for Mills and Fodder Company	4,861,324
185	Al-Alama Al-Dawliya for Raw Materials Industry Company	4,859,819
186	Afar Al-Mutamayiz for Aluminum Industry Company	4,842,459
187	Al-Rafee Wood Industries Factory.	4,822,128
188	Al-Khibrat Al-Dawaiya for Importing Medicines and Medical Equipment Company	4,814,462
189	Ossoul Al-Dawliya for Insulating Panels Industry Company	4,800,036
190	Sama Al-Maraai for Mills, Fodder Industry, and Rice Milling Company	4,760,000
191	Al-Fakhama Al-Dahabiya for Flour Mills and Fodder Industry Company	4,752,427
192	Al-Tilal Al-Libiya for Importing Foodstuffs Company	4,738,867
193	Al-Qardhabiya for Mills and Fodder Company	4,725,490
194	Shaimaa for Food Industries Company	4,710,006
195	Al-Kiyan for Specialized Coating and Powder Industry Company	4,705,382
196	Aqlam Al-Salam for Importing Electronic Devices, Electrical Materials, and Mobile Phones Company	4,692,781
197	Al-Rawabi Al-Dahabiya for Importing Building Materials and Sanitary Ware Company	4,681,753
198	Al-Taghleef for Insulation and Epoxy Industry Company	4,657,655
199	Al-Azhar Al-Alamiya Group for Importing Foodstuffs, Livestock, and Meat Company	4,644,415
200	Al-Najm Al-Dahabi for Importing Foodstuffs, Livestock, and Meat Company	4,603,903
201	Aseel Company for Manufacturing Baby Diapers and Paper Tissues	4,596,386
202	Sunaw International Company for Foodstuffs Import	4,578,891
203	Al-Najm Al-Saed Company for Importing Heavy Machinery, Equipment, and Spare Parts	4,569,140
204	Al-Asala Al-Dhahabiya Company for Flour Mills and Rice Husking	4,550,000
205	Wefaq Al-Hayat Company for Medical Equipment Import	4,549,350
206	Al-Omran Company for Importing Transport Means and Accessories	4,505,082
207	Taiba International Company for Manufacturing Ceramic Adhesives, Porcelain, Marble, and Granite	4,401,553
208	Noor Sama Company for Medical Equipment and Supplies Import	4,374,175

209	Advanced Vehicles Company for Importing Transport Means and Accessories	4,319,083
210	Al-Mubaraka Company for Food Industries	4,310,734
211	Al-Sunbul Company for Food Industries, Flour Mills, and Fodder	4,296,774
212	Al-Afaq Company for Importing Mother and Child Supplies	4,262,363
213	Al-Waha International Company for Plastic Manufacturing and Derivatives	4,253,116
214	Taj Al-Alamiya Al-Mumayaz Company for Importing Electrical Devices, Materials, and Spare Parts	4,226,786
215	Dar Al-Takhassus Company for Importing Electronic and Electrical Devices	4,201,250
216	Al-Qala'a Company for Wood Industries	4,175,173
217	Al-Mateen Company for Foodstuffs Import	4,164,800
218	Tareeq Al-Qara Company for Foodstuffs Import	4,132,032
219	Arzaq Al-Khair Company for Food Industries	4,094,622
220	Kayan Al-Mutamayiz Company for Aluminum Manufacturing	4,074,524
221	Al-Qala'a Company for Importing Electrical Devices and Materials	4,046,048
222	Zuhal Al-Jadida Company for Importing Transport Means and Accessories	4,042,000
223	Kayan Al-Tawasul Company for Importing Mobile Phones and Accessories	4,009,120
224	Al-Safa Al-Oula Company for Manufacturing Insulation and Chemical Additives	3,955,510
225	Afaq Al-Ghad Company for Wood Industries	3,906,137
226	Jadeed Al-Umma Company for Importing Cars, Spare Parts, and Supplies	3,893,940
227	Nabdh Al-Atlas Company for Marine Agencies	3,890,698
228	Al-Rubban Al-Alamiya Company for Marine Agencies	3,874,693
229	Hadrian Company for Foodstuffs Import (Ltd)	3,873,751
230	Panorama Libya Company for Fodder Industry	3,868,001
231	Tasaheel Al-Alamiya Company for Manufacturing Cartons and Packaging Containers	3,843,613
232	Al-Safwa Company for Importing Electrical Devices, Materials, and Electronic Devices	3,736,440
233	Al-Khaleej Company for Coffee Production, Spices, Nuts, Legumes, and Wedding Supplies	3,704,882
234	Souq Al-Khamis Company for Fodder Industry	3,704,560
235	Al-Ha'is Company for Importing Clothes, Textiles, and Leather Goods	3,672,288
236	Najmat Al-Sahel Company for Importing Agricultural Machinery, Supplies, and Spare Parts	3,670,405
237	Al-Muttahidoon Al-Alamiya Company for Manufacturing Pipes and Plastic Containers (UPVC)	3,648,602
238	Sukara Al-Alamiya Company for Importing Foodstuffs, Livestock, and Meat	3,617,493
239	Hada'iq Al-Naseem Company for Food Industries	3,606,969
240	Al-Khaleej Al-Afriqi Company for Importing Heavy Machinery, Equipment, and Spare Parts	3,601,690
241	Al-Tawasul Al-Jadida Group Company for Manufacturing Cleaning Materials	3,585,530
242	Taj Al-Waqar Company for Importing Electrical Materials and Devices	3,568,115
243	Al-Hulul Al-Mutakamila Company for Importing Medicines and Medical Equipment	3,559,245
244	Dana Factory for Metal Furniture Manufacturing	3,543,307

245	Edran Company for Importing Foodstuffs, Livestock, and Meat	3,514,943
246	Bayan Company for Paper and Plastic Industries	3,500,681
247	Al-Badiya Al-Jadida Company for Raw Materials Manufacturing	3,490,912
248	Libyan Group Company for Oil and Energy Services	3,464,942
249	Ikleel Company for Importing Medicines and Medical Equipment	3,461,422
250	Al-Khaleejia Factory for Manufacturing Water and Oil Bottling Supplies	3,456,990
251	Onyx Company for Manufacturing Building Materials and Paints	3,450,676
252	Al-Nakhwa Al-Libya Company for Foodstuffs Import	3,432,243
253	Alin Company for Manufacturing Diapers and Paper Tissues	3,402,546
254	Al-Zain International Company for Foodstuffs Import	3,377,322
255	Al-Zumurrudah Al-Dawliya Company for Food Industries, Mills, and Rice Husking	3,370,068
256	Bidayat Al-Mi'mar Company for Importing Building Materials and Sanitary Ware	3,358,124
257	Al-Fah Company for Importing Medicines, Medical Equipment, and Mother & Child Supplies	3,329,136
258	Al-Burj Al-Awal Company for Importing Transport Means, Spare Parts, and Tires	3,315,887
259	Tawasul Al-Alam Company for Importing Electronic Devices and Accessories	3,294,040
260	Al-Shamila Company for Importing Medicines and Medical Equipment	3,291,939
261	Al-Itisag Company for Manufacturing Insulation Panels	3,269,956
262	Libyan United Company for Wood Products Manufacturing	3,241,377
263	Al-Jabal Company for Raw Materials Import	3,218,868
264	Anwar Al-Madina Company for Importing Electrical Devices and Materials	3,180,857
265	Future Choice Company for Telecommunications and Information Technology	3,175,740
266	Al-Sa'adi Company for Agricultural and Animal Production	3,167,807
267	Al-Sawa'id Company for Wood Industries	3,162,209
268	Al-Atibba Al-Awa'il Company for Medical Equipment Import	3,145,854
269	Raw'at Al-Jusoor Company for Paint and Graphite Manufacturing	3,142,866
270	Al-Alous Company for Flour Mills, Fodder, Food Industries, and Rice Husking	3,117,718
271	Al-Wadi Al-Khaseeb Company for Grinding Grains and Fodder	3,110,000
272	Elaf International Company for Household Equipment Import	3,102,274
273	Alam Al-Ibda' Company for Medical Equipment Supplies	3,099,100
274	Safari Company for Foodstuffs Import	3,087,949
275	Al-Bayt Al-Baseet Company for Importing Electrical Devices	3,085,107
276	Nawarat Libya Company for Foodstuffs Import	3,054,325
277	Al-Amal Company for Importing Transport Means and Accessories	3,038,011
278	Al-Libya Al-Jadida Company for Importing Cars and Spare Parts	2,999,600
279	Al-Libya Al-Jadida Company for Metal Manufacturing	2,996,820
280	Wasel Company for Importing Electronic Devices, Electrical Materials, and Equipment	2,995,316

281	Al-Shariqa Al-Dhahabiya Al-Oula Company for Importing Raw Materials and Derivatives	2,992,460
282	Al-Thawb Al-Raqi Company for Importing Clothes, Textiles, and Leather Goods	2,991,626
283	Qasr Al-Jabal Company for Electrical Industries	2,983,599
284	Sama Al-Barq Al-Jadida Company for Raw Materials Import	2,980,000
285	Adwa' Al-Maraziq Company for Fodder Industry and Grain Grinding	2,970,000
286	Al-Thiqa Al-Da'ima Group Company for Importing Foodstuffs, Livestock, and Meat	2,968,663
287	Jawdat Al-Sahel Al-Wa'ida Company for Importing Foodstuffs, Livestock, and Meat	2,956,380
288	Al-Tali'a Al-Jadida Company for Fodder Industry (Ltd)	2,949,521
289	Al-Subul Al-Masuma Company for Importing Agricultural Machinery and Spare Parts	2,948,269
290	Al-Asas Al-Raqi Al-Jadida Company for Importing Building Materials, Sanitary Ware, and Accessories	2,935,696
291	Al-Miqwad Al-Saree Company for Importing Oils, Tires, and Batteries	2,932,586
292	Buhayrat Al-Saraya Company for Importing Agricultural Equipment, Supplies, and Spare Parts	2,920,757
293	Al-Khibra Group Company for Importing Building Materials, Sanitary Ware, and Accessories	2,920,137
294	Qimat Al-Iraqa Company for Clothes Import	2,920,100
295	Jinan Al-Mustaqbal Company for Importing Electrical and Electronic Materials	2,911,419
296	Al-Nasiya Al-Ittihadiya Company for Importing Foodstuffs, Livestock, and Meat	2,908,769
297	Al-Mazra'a Al-Jadida Company for Importing Livestock, Meat, and Foodstuffs	2,902,532
298	Tasaheel Al-Rabeh Company for Importing Clothes, Textiles, and Leather Goods	2,901,880
299	Al-Khairat Al-Libya Company for Fodder Industry	2,900,000
300	Mamasat Al-Anaqa Company for Importing Clothes and Textiles	2,898,968
301	Rehana Al-Jadeeda Company for Importing Cleaning Materials.	2,898,504
302	Al-Tamayuz Al-Tawasul Company for Importing Medical Equipment.	2,891,918
303	Dar Qurtuba Company for Importing Medical Equipment, Medicines, and Mother & Child Supplies.	2,887,230
304	Shamal Al-Mutawasit Company for Importing Foodstuffs.	2,883,484
305	Al-Munir Al-Alam Company for Importing Stationery and Books.	2,873,828
306	Al-Mustaqbal Al-Daim Electronic Company for Importing Electronic Devices, Accessories, and Spare Parts.	2,861,528
307	Al-Binaa Al-Tiqani Company for Importing Building Materials, Sanitary Ware, and Accessories.	2,837,553
308	Ayadi Al-Tatweer Company for Plastic Industries.	2,834,503
309	Al-Ghazala Al-Libiya Company for Importing Foodstuffs.	2,830,412
310	Shaqaiq Al-Nu'man Company for Importing Foodstuffs.	2,829,377
311	Lamasat Al-Asas Company for Importing Electrical Appliances & Materials, Spare Parts, and Electronic Devices.	2,823,105
312	Asalat Al-Madina Company for Importing Foodstuffs.	2,820,279
313	Afaq Al-Majra Company for Importing Meat and Livestock.	2,817,438
314	Al-Taawun Al-Awli Company for Importing Building Materials, Sanitary Ware, and Accessories.	2,808,543
315	Al-Musk Al-Abyad Company for Importing Foodstuffs, Livestock, and Meat.	2,794,788

316	Zaid Al-Kamil Company for Importing Medicines, Medical Preparations, and Mother & Child Supplies.	2,792,559
317	Al-Mazaq Al-Saree' Company for Food Industries.	2,792,511
318	Rahma Company for Importing Means of Transport and Accessories.	2,792,196
319	Taj Al-Qarya Company for Importing Raw Materials.	2,790,093
320	Libu Plast Company for the Industry of Caps, Covers, and Food Packaging Materials.	2,785,505
321	Misrata Pipes Company for Plastic Pipes Industry and Accessories.	2,779,647
322	Al-Awafi Company for Importing Foodstuffs.	2,779,453
323	Itqan Al-Alam Company for Importing Stationery and Books.	2,778,113
324	Al-Ufuq Al-Nabidha Company for Importing Medicines, Mother & Child Supplies, and Medical Equipment.	2,775,784
325	Al-Thaqib Al-Aswad Company for Importing Agricultural Machinery, Supplies, and Spare Parts.	2,768,670
326	Aslanta Company for Importing Foodstuffs, Livestock, and Meat.	2,754,603
327	Al-Amazon Al-Libi Company for Importing Mobile Phones and Accessories.	2,750,020
328	Al-Balat Al-Salb Company for Building Materials Industry.	2,743,152
329	Al-Injaz Al-Mutafawiq Company for Cement Industry.	2,736,411
330	Al-Yaqout Company for Agricultural and Animal Production.	2,732,417
331	Al-Sillum Al-Harami Company for Iron Industries.	2,729,522
332	Al-Jusoor Company for Importing Agricultural Machinery, Supplies, and Equipment.	2,728,077
333	Al-Mutakamila Al-Alamiya Company for Importing Building Materials, Sanitary Ware, and Accessories.	2,724,303
334	Lahzat Al-Saada Company for Importing Foodstuffs.	2,709,938
335	Al-Shafaq Al-Aali Company for Importing Electronic and Electrical Devices.	2,706,394
336	Naqa'a Al-Bishra Company for Importing Ornamental Items, Junk, and Cleaning Materials.	2,699,527
337	Al-Riyada Al-Dawa'iya Company for Importing Medical Equipment and Medicines.	2,699,435
338	Shumous Al-Ghidha Company for Importing Foodstuffs, Livestock, and Meat.	2,692,145
339	Al-Asas Al-Mateen Company for Importing Medical Equipment.	2,670,000
340	Wasail Al-Barmajayat Company for Importing Electronic and Electrical Devices, Spare Parts, and Computers.	2,668,932
341	Mazra'at Al-Amal Company for Importing Agricultural Machinery, Supplies, and Spare Parts.	2,665,461
342	Qimmat Al-Mazaq Company for Food Industries.	2,663,533
343	Al-Dhahiya Company for Flour Mills and Fodder.	2,653,851
344	Al-Tawasul Al-Mutakamil Company for Importing Building Materials.	2,649,844
345	Akmam Company for Importing Medical Equipment and Mother & Child Supplies.	2,640,224
346	Al-Binaa Al-Jadeed Company for Importing Building Materials.	2,639,563
347	Al-Masdar Al-Raqi Company for Food Industries.	2,631,500
348	Al-Ma'dan Al-Asfar Company for Importing Raw Materials.	2,618,464
349	Jawdat Al-Ma'dan Company for Importing Raw Materials.	2,614,307
350	Al-Najah Factory for Metal Mesh Industry.	2,596,450

351	Jadeed Al-Ma'dan Company for Importing Raw Materials.	2,588,776
352	Shu'aa Al-Nujoom Company for Importing Building Materials and Sanitary Ware.	2,588,575
353	Mara'ee Biladina Company for Importing Livestock and Meat.	2,585,058
354	Al-Tiknouloujiya Al-Lami a Company for Importing Electronic and Electrical Devices, Spare Parts, and Computers.	2,555,312
355	Al-Buraq Company for Air Transport (Joint Stock).	2,550,233
356	Al-Rabie Factory for Sweets Industry and Legumes Packaging.	2,547,904
357	Jawdat Al-Kham Company for Importing Raw Materials.	2,547,213
358	Al-Afdaliya Al-Daima Company for Importing Foodstuffs, Livestock, and Meat.	2,534,550
359	Fann Al-Mutahin Company for Fodder Industry, Rice Mills, and Flour Mills.	2,527,402
360	Al-Nourin Al-Dawliya Company for Importing Raw Materials.	2,500,182
361	Usus Al-Tiknouloujiya Company for Importing Electronic and Electrical Devices, Spare Parts, and Computers.	2,489,541
362	Asr Al-Binaa Al-Dawli Company for Importing Building Materials and Accessories.	2,483,335
363	Al-Watad Al-Akbar Company for Paint Industry.	2,466,531
364	Usool Al-Barmaja Company for Importing Electronic and Electrical Devices, Spare Parts, and Electronic Devices.	2,459,551
365	Al-Nour Factory for Iron Industries.	2,428,122
366	Al-Lawha Al-Salba Company for Importing Agricultural Machinery, Supplies, and Spare Parts.	2,421,910
367	Majmou'at Al-Irtiq'a Al-Muttahida Company for Importing Transport Means and Accessories.	2,418,734
368	Qimmat Al-Taqaddum Company for Building Materials Industry.	2,399,156
369	Ilm Al-Aman Company for Importing Foodstuffs.	2,387,861
370	Al-Marsa Factory for Metal Furniture Industry.	2,385,239
371	Ajyad Libya Al-Ula Company for Importing Building Materials, Sanitary Ware, and Accessories.	2,383,219
372	Jibal Al-Khair Company for Importing Medical Equipment.	2,380,500
373	Khayrat Al-Joud Company for Importing Agricultural Machinery, Supplies, and Spare Parts.	2,369,441
374	Al-Rabie Company for Sponge, Furniture, and Mattress Industry.	2,367,817
375	Akseer Al-Afiya Company for Importing Medical Equipment and Mother & Child Supplies.	2,364,672
376	Al-Ahd Al-Wafi Company for Building Materials Industry.	2,340,980
377	Al-Burj Al-Dawli Company for Marble and Granite Cutting and Building Materials Industry.	2,334,850
378	Qimmat Al-Bahira Company for Fodder Industry, Rice Mills, and Flour Mills.	2,332,895
379	Al-Barari Al-Khair Company for Fodder Industry.	2,284,876
380	Bayti Al-Mateen Company for Aluminum Industry.	2,281,505
381	Al-Muntaqala Company for Importing Foodstuffs.	2,270,916
382	Al-Jusoor Al-Fiddiya Company for Importing Building Materials and Sanitary Ware.	2,256,632
383	S.K. International Company for Marble and Granite Industry and Building Materials.	2,244,991
384	Alyam Company for Importing Foodstuffs.	2,236,075
385	Al-Muheet Al-Raida Company for Importing Electronic and Electrical Devices, Spare Parts, and Computers.	2,232,191

386	Eilaf Al-Yasmeen Company for Importing Mother & Child Supplies.	2,217,470
387	Al-Qimma Al-Muttahida Company for Importing Agricultural Machinery, Supplies, and Spare Parts.	2,209,928
388	Jeel Al-Amal Company for Importing Livestock and Meat.	2,199,750
389	Tawasul Al-Ghad Company for Importing Foodstuffs.	2,191,063
390	Al-Khibrat Al-Alamiya Company for Importing Transport Means and Accessories.	2,187,476
391	Abr Al-Qarat Company for Importing Raw Materials.	2,182,767
392	Al-Muttahida Al-Libiya Al-Jadeeda Company for Importing Electronic Devices and Mobile Phones.	2,170,121
393	Al-Rafee Factory for Doors and Windows Industry (Aluminum, Wood, and Gypsum Board).	2,169,609
394	Al-Rabie Factory for Fodder Industry.	2,160,000
395	Gharb Al-Mutawasit Company for Importing Cleaning Materials.	2,158,398
396	Al-Awa'il Al-Ghidhaiya Al-Jadeeda Company for Importing Foodstuffs.	2,155,606
397	Al-Salaba Al-Libiya Company for Iron Industries.	2,152,250
398	Al-Waha Insurance Company.	2,151,238
399	Al-Rahba Al-Haditha Company for Importing Electrical and Electronic Devices, Spare Parts, and Computers.	2,147,810
400	Al-Bazil Al-Tamayuz Company for Sponge and Mattress Industry (Limited Liability).	2,141,890
401	Darsaf Libya Company for the Manufacture of Ceramics and Sanitary Ware	2,135,837
402	Al-Malakiya Al-Oula Company for Importing Raw Materials	2,132,346
403	Hatton Company for Importing Foodstuffs	2,130,582
404	Al-Zain International Al-Jadeeda Company for Importing Medical Supplies and Equipment	2,120,825
405	Arin Al-Oula Company for Importing Foodstuffs, Livestock, and Meat	2,120,000
406	Libyan Modern Company for Importing Electrical and Non-Electrical Appliances and Spare Parts	2,118,125
407	Maraeina Al-Khadra Company for Food Industries and Cereal Grinding	2,107,225
408	Ghida Al-Nil Company for Importing Foodstuffs, Fresh Vegetables and Fruits, and Livestock	2,102,296
409	Al-Khair Al-Rafie Company for the Manufacture of Kitchens and Furniture	2,100,338
410	Al-Shafiya Life Company for Importing Medical Equipment, Supplies, Mother and Child Supplies	2,095,728
411	Al-Rimah Company for Importing Foodstuffs	2,088,957
412	Al-Nukhba Al-Asriya Company for Importing Electrical and Electronic Materials	2,088,599
413	Al-Diqa Al-Mutamayiza Company for Importing Agricultural Machinery, Equipment, and Spare Parts	2,068,229
414	Sukkarat Company for Food Industries	2,048,200
415	Rawan Al-Amal Company for Importing Foodstuffs, Livestock, and Meat	2,045,380
416	Al-Raid Al-Libi Company for Cereal Grinding	2,045,000
417	Al-Atayeb Company for Importing Foodstuffs, Livestock, and Meat	2,037,250
418	United National Company for Importing Foodstuffs	2,028,968
419	Faris Al-Mutamayiza Company for Importing Medical Equipment, Medicines, and Medical Supplies	2,023,475

420	Minaret Al-Sahel Company for Importing Foodstuffs	1,999,296
421	International Pearl Company for Importing Jewelry, Precious Metals, and Gemstones	1,998,800
422	Al-Manara Al-Oula Company for Importing Jewelry and Precious Metals	1,998,000
423	Afnan Company for Importing Jewelry and Precious Metals	1,997,500
424	Al-Zaher Al-Libi Company for Importing Jewelry, Precious Metals, and Gemstones	1,997,200
425	Al-Yaqeen International Company for Importing Jewelry	1,993,000
426	Al-Jeera Al-Alamiya Company for Importing Foodstuffs, Livestock, and Meat	1,982,213
427	Bareeq Al-Asr Al-Dawliya Company for Importing Building Materials, Sanitary Ware, and Accessories	1,980,710
428	Modern Development Company for the Manufacture of Raw Materials	1,975,132
429	Al-Majdoub Factory for the Manufacture and Cutting of Marble	1,969,441
430	Arwad Company for Importing Oils and Car Greases	1,965,462
431	Al-Radwan Company for Importing Electrical and Household Materials	1,958,000
432	Libyan Waves Company for Maritime Agencies	1,953,346
433	Red Sea Company for the Manufacture of Raw Materials	1,952,627
434	Ajwad Al-Muharrakat Company for Importing Cars	1,947,112
435	Modern Engineering Arts Company for General Contracting and Real Estate Investment	1,946,889
436	Al-Jeera Company for Importing Foodstuffs, Livestock, and Meat	1,944,000
437	Kwader Company for Importing Heavy Machinery, Equipment, and Spare Parts (Subsidiary of Kwader Holding Group)	1,935,000
438	Sheila Company for Importing Foodstuffs, Livestock, and Meat	1,932,636
439	Al-Kamani Eagles Company for Importing Foodstuffs, Livestock, and Meat	1,929,000
440	Al-Afiya Company for Importing Medicines and Medical Equipment	1,923,818
441	Al-Ain Company for Food Industries and Water and Juice Bottling	1,920,372
442	Al-Atar Al-Afdal Company for Importing Means of Transport and Accessories	1,917,911
443	Osool Al-Matahen Company for the Manufacture of Fodder and Rice and Grain Mills	1,909,255
444	Al-Tajadod Company for the Manufacture of "Al-Bibi" in Mi	1,904,881
445	Elaf International Company for Importing Clothes and Shoes (Subsidiary of Elaf Al-Oula Holding Company)	1,900,098
446	Al-Amani Al-Bayda Company for Importing Foodstuffs	1,890,150
447	Maraei Al-Jabal Company for the Manufacture of Fodder	1,890,000
448	Al-Fath Company for Mills and Fodder	1,890,000
449	Al-Ghazara Company for Importing Foodstuffs, Livestock, and Meat	1,872,618
450	North Continent Company for Importing Building Materials and Sanitary Ware	1,872,035
451	Silver Gulf Sun Company for Importing Household Appliances, Electrical and Non-Electrical Materials, and Spare Parts	1,871,020
452	Abu Shanab Company for Importing Foodstuffs	1,862,885

453	Sabiq Al-Aseel Company for Importing Foodstuffs	1,850,221
454	Aman Al-Ghad Company for Importing Foodstuffs, Livestock, and Meat	1,824,875
455	Al-Buraq Engineering Company for General Contracting and Real Estate Investment	1,820,000
456	Al-Zahra Company for Food Industries	1,809,617
457	Modern Sahel Company for Importing Livestock and Meat	1,809,500
458	Al-Tawasul Al-Jadeed Company for the Manufacture of Doors, Windows, and Decorations	1,807,496
459	Carthage International Company for Importing Foodstuffs and Fresh Fruits	1,800,919
460	Aqwat Al-Fusool Company for Importing Agricultural Machinery, Equipment, Fertilizers, and Seeds	1,800,140
461	Al-Jidar Al-Libi Company for Importing Means of Transport and Accessories (L.L.C)	1,797,317
462	Bayan Al-Khair Al-Mutawasel Company for Importing Building Materials, Sanitary Ware, and Accessories	1,788,880
463	Al-Tameer Company for Importing Building Materials, Sanitary and Electrical Materials, and Raw Materials	1,784,238
464	Al-Baraka Al-Safiya Company for Importing Medicines, Medical Equipment, and Mother and Child Supplies	1,771,062
465	Qoot Al-Youm Company for Food Industries	1,754,325
466	Al-Jawda Al-Raeda Company for Importing Foodstuffs	1,750,980
467	Reef Company for Importing Foodstuffs	1,747,007
468	Advanced Modern Technology Company for Importing Medical Equipment, Medicines, Medical Supplies, and Mother Supplies	1,735,093
469	Al-Raeda Company for the Manufacture of Building Materials	1,732,888
470	Al-Ruwad Al-Alamiya Company for Importing Means of Transport and Accessories (L.L.C)	1,716,100
471	Qasr Al-Hamra Company for Importing Foodstuffs, Livestock, and Meat	1,713,200
472	Arar Company for Importing Foodstuffs, Livestock, and Meat	1,712,174
473	Al-Sami Al-Awal Food Company for Food Industries	1,710,000
474	Al-Danube Company for Importing Foodstuffs	1,709,930
475	Al-Amir Al-Libi Company for Importing Foodstuffs, Livestock, and Meat	1,709,632
476	Blue Lake Company for the Manufacture of Cleaning Materials and Accessories	1,707,600
477	Homey Company for Importing Electrical and Non-Electrical Appliances and Spare Parts	1,699,548
478	Al-Khat Al-Mudi Al-Jadeed Company for Importing Electronic and Electrical Appliances, Home Appliances, and Spare Parts	1,694,351
479	Al-Nibras Company for Importing Foodstuffs, Livestock, and Meat	1,692,586
480	Al-Sabil Plast Company for Plastic Industries	1,669,621
481	International Desert Company for Food Industries	1,662,900
482	Mateen Company for Importing Cleaning Materials	1,652,722
483	Qasr Al-Jeeran Company for Importing Foodstuffs, Livestock, and Meat	1,650,000

484	Model Company for Importing Educational Equipment and Supplies	1,646,339
485	Misrata Factory for the Manufacture of Plastic Pipes	1,628,848
486	Apollonia Pharma Company for Importing Medicines, Mother and Child Supplies	1,595,353
487	Al-Badiya Al-Ariqa Company for the Manufacture of Building Materials	1,591,012
488	Al-Khibra for Maritime Agencies (Subsidiary of Natco Holding Company)	1,585,024
489	Masafi Company for Food Industries, Water, and Beverages	1,583,678
490	Al-Amal Medical Group Company for Importing Medicines and Medical Equipment	1,567,144
491	Sahel Al-Fadil Abu Omar Company for Importing Agricultural Machinery, Equipment, and Spare Parts	1,566,599
492	Atar Al-Darb Company for Importing Means of Transport and Accessories	1,557,720
493	White Cotton Company for Importing Clothes, Fabrics, and Leather Products	1,549,828
494	Al-Nukhba Al-Mudiya Company for the Manufacture of Wooden and Metal Furniture and Accessories	1,540,156
495	Kona Company for Importing Foodstuffs	1,531,076
496	International Company for Beverages	1,524,004
497	Al-Saqiya Company for Importing Foodstuffs, Livestock, and Meat	1,508,286
498	Golden Horizon Company for Importing Electrical and Electronic Appliances and Home Appliances	1,505,013
499	Al-Arif Company for Importing Electrical and Non-Electrical Appliances and Electronic Spare Parts	1,501,157
500	Al-Kouf Company for Importing Foodstuffs	1,500,242
501	Naseem Al-Dawliya Company for Foodstuff Import	1,499,800
502	Al-Afdal Company for Fodder Industry	1,498,500
503	Al-Ihtimam Company for Importing Medical Equipment, Medications, and Mother and Child Supplies	1,488,950
504	Al-Aws Al-Libya Company for Foodstuff Import	1,486,364
505	Al-Manazil Al-Baraqa Company for Importing Decoration Materials, Scrap, and Cleaning Materials	1,477,603
506	Al-Amir Al-Momayaz Company for Importing Various Means of Transport and Accessories	1,474,087
507	Akno Company for Foodstuff Import	1,471,169
508	Delta Al-Muttahida Company for Packaging and Wrapping Industry	1,468,800
509	Fresh Libya Company for Importing Electrical Appliances and Materials	1,468,176
510	Al-Qala'a Company for the Manufacture of Aluminum and PVC Doors and Windows	1,452,554
511	Al-Mutakamel Al-Jadeed Company for Foodstuff Import	1,450,173
512	Al-Diqqa Al-Aliya Company for Importing Foodstuff, Livestock, and Meat	1,448,419
513	Al-Ghaidaa Company for Foodstuff Import	1,446,010
514	Al-Taqniya Al-Dawliya Company for Importing Medications and Medical Supplies	1,440,919
515	Al-Widian Al-Muthmira Company for Foodstuff Import	1,439,812
516	Al-Sawa'id Al-Samraa Company for Importing Construction Materials, Sanitary Ware, and Accessories	1,435,269
517	Diyar Al-Fath Company for the Manufacture of Sponges, Furniture, and Mattresses	1,429,240

518	Al-Handasiya Al-Oula Company for Importing Medical Equipment and Supplies	1,423,375
519	Khaleej Al-Sidra Company for Importing Means of Transport and Accessories	1,422,353
520	Aryaf Biladi Company for Foodstuff Import	1,418,096
521	Al-Lahaq Company for Importing Electrical and Non-Electrical Appliances and Materials and Spare Parts	1,403,735
522	Abha Al-Ghadai'ya Company for Importing Foodstuff, Fresh Fruits, and Meat	1,402,530
523	Taj Aviation Company	1,401,471
524	Al-Sharara Company for Importing Electronic Devices and Equipping Data Centers	1,400,000
525	Al-Rabee Al-Jadeed Company for Foodstuff Import	1,394,906
526	Qarza Company for Importing Foodstuff and Fresh Fruits	1,394,168
527	Al-Muttahida Al-Libya Company for Importing Electronic and Electrical Appliances and Materials and Spare Parts	1,393,480
528	Sidra Al-Dawliya Company for Raw Materials Industry	1,390,455
529	Al-Libya Al-Saree'a for Aviation Services	1,384,780
530	Al-Rabiya Al-Khadra Company for Foodstuff Import	1,376,344
531	Al-Ma'ali Al-Wataniya Company for Furniture, Doors, and Windows Industry	1,348,887
532	Al-Waha Company for Paint Industry	1,345,710
533	Al-Widad Company for Importing Foodstuff, Livestock, and Meat	1,342,967
534	Al-Taqaddum Al-Dawliya Company for Cleaning Materials Industry	1,330,058
535	Tazweed Libya Company for Foodstuff Import (Limited Liability)	1,326,910
536	Al-Ma'moura Al-Jadeeda Company for Mills, Fodder, and Rice Hullers	1,325,000
537	Al-Buraq Al-Awal Company for Importing Means of Transport and Spare Parts and Oils	1,307,404
538	Itr Al-Ward Company for Chemical Industries and Cleaning Materials	1,291,400
539	Al-Zarra Company for Importing Agricultural Materials and Supplies and Spare Parts	1,286,470
540	Buyout Al-Izz Group for Importing Construction Materials, Sanitary Ware, and Electrical Materials	1,279,779
541	Maykana Company for Importing Agricultural Machinery and Supplies	1,279,762
542	Al-Shada Company for Importing Medications and Medical Equipment	1,267,008
543	Al-Busukul Company for Importing Electrical and Household Materials	1,265,202
544	Anwar Al-Mustaqbal Al-Alamiya Company for Importing Electrical and Non-Electrical Appliances and Materials	1,261,031
545	Buhayrat Al-Saraya Company for Importing Electrical and Non-Electrical Appliances and Materials and Spare Parts	1,246,630
546	Al-Thuraya Company for Importing Construction Materials, Sanitary Ware, and Accessories	1,239,387
547	Al-Afiya Al-Libya Company for Medical Industries	1,236,000
548	Al-Quwai'a Company for Importing Construction Materials and Sanitary Ware	1,230,500
549	Al-Madmouna Company for Importing Construction Materials, Sanitary Ware, and Accessories	1,229,406
550	Al-Muheet Company for Importing Electrical and Non-Electrical Appliances and Materials and Spare Parts	1,226,885

551	Al-Mawasafat Al-Afdal Company for Furniture Import	1,223,414
552	Al-Badeel Al-Tibbi Company for Importing Medications, Medical Preparations, and Mother and Child Supplies	1,220,180
553	Al-Mawad Al-Sihiya Company for Health Cotton Industry	1,217,711
554	Al-Shurooq Al-Libya Company for Poultry Breeding and Hatching	1,215,000
555	Al-Bayt Al-Momayaz Company for Importing Construction Materials, Sanitary Ware, and Accessories	1,200,623
556	Al-Badeel Al-Mumtaz Company for Importing Electronic and Electrical Appliances and Non-Electrical Materials	1,200,580
557	Al-Alamiya Company for Elevator Import	1,190,954
558	Tripoli Carpet Company for Carpet and Moquette Industry	1,190,357
559	Al-Khaleej Company for Footwear and Leather Products Industry	1,188,387
560	Al-Mutawakkil Company for Fodder Industry and Grain Milling	1,182,500
561	Al-Qita'at Al-Hadeetha Company for Aluminum Industry	1,181,211
562	Tibesti Al-Hadeetha Company for Importing Cars and Spare Parts	1,177,993
563	Baqat Al-Rabee Company for Foodstuff Import	1,177,069
564	Al-Tareeq Al-Amin Company for Importing Raw Materials and Derivatives	1,173,032
565	Al-Tabaq Al-Taqleedi Company for Foodstuff Import	1,171,575
566	Al-Jazeera Al-Oula Company for Importing Tires and Batteries	1,163,983
567	Aghdiat Al-Shahd Company for Foodstuff Import	1,162,983
568	Bashayer Al-Mustaqbal Al-Oula Company for Importing Construction Materials, Sanitary Ware, and Accessories	1,160,520
569	Al-Ibdaa Al-Hurr Company for Importing Clothes, Textiles, and Leather Products	1,158,244
570	Sama Al-Taqaddum Company for the Manufacture of Doors, Windows, and Decorations in Aluminum, PVC, Wood, and Gypsum Board	1,157,370
571	Libiana Company for Importing Foodstuff, Livestock, and Meat	1,154,558
572	Al-Naseej Al-Dawli Company for Carpet and Moquette Industry	1,150,236
573	Al-Shakl Al-Munasib Company for Raw Materials Import	1,150,014
574	Al-Najma Company for Soap and Cleaning Materials Industry	1,147,147
575	Sahil Al-Henshir Company for Importing Electrical and Non-Electrical Appliances and Materials and Spare Parts	1,142,950
576	Al-Badeel Al-Jadeed Company for Importing Means of Transport and Accessories	1,142,000
577	Al-Tumouh Al-Arabi Company for Foodstuff Import	1,137,910
578	Suhul Al-Asima Company for Construction Materials Industry	1,131,501
579	Al-Tamayuz Factory for Aluminum and PVC Industry	1,131,460
580	Al-Tarabut Company for the Manufacture of Doors, Windows, and Engineering Shapes	1,131,176
581	Al-Holool Al-Mutakamela Company for Mechanical and Electrical Industries (Subsidiary of Zemit Holding Company)	1,128,780

582	Ghadaa Talia Company for Importing Foodstuff, Livestock, and Meat	1,122,002
583	Mafaza for Engines Company for Importing Means of Transport and Accessories	1,119,709
584	Al-Afaq Al-Dawliya Company for Importing Decoration Materials, Scrap, and Cleaning Materials	1,112,433
585	Bayt Al-Madina Company for Importing Electrical and Non-Electrical Appliances and Materials and Spare Parts	1,110,885
586	Jousour Al-Nahda Company for Importing Foodstuff, Livestock, and Meat	1,110,759
587	Utour Al-Wadi Company for Importing Foodstuff, Livestock, and Meat	1,108,598
588	Al-Dawliya Company for Importing Electrical and Household Materials	1,100,036
589	Zein Al-Ghad Company for Importing Foodstuff, Livestock, and Meat	1,097,125
590	Ardh Al-Khayrat Company for Coffee Industry	1,094,304
591	Al-Fakhira Company for Importing Foodstuff and Fruits	1,093,247
592	Ain Al-Arab Company for Raw Materials Import	1,090,731
593	Kull Al-Nas Company for Importing Foodstuff, Livestock, and Meat	1,084,200
594	Al-Saraya Al-Raqiya Company for Importing Foodstuff, Vegetables, and Fresh Fruits and Meat	1,076,246
595	Al-Rakeeza Al-Oula Company for Importing Medical Equipment and Supplies and Mother and Child Supplies	1,053,953
596	Al-Jawhara Al-Libya Al-Lami'a Company for Importing Construction Materials, Sanitary Ware, and Accessories	1,053,320
597	Al-Habba Al-Fiddiya Al-Alamiya Company for Importing Agricultural Machinery and Supplies and Seeds	1,035,860
598	Al-Ittijahat Company for Mills and Fodder	1,032,500
599	Akshab Al-Alam Company for Wood Industries	1,027,361
600	Al-Manhal Company for Importing Medications, Medical Preparations, and Mother and Child Supplies	1,026,999
601	Al-Shati Al-Mami Company for General Contracting and Real Estate Investment	1,018,186
602	Al-Khairat Al-Haditha Group Company for Foodstuff Import	1,013,510
603	Alam Al-Fadaa Al-Taqni Company for Importing Electronic and Electrical Appliances	1,013,085
604	Kayan Company for the Manufacture of Water and Oil Plant Supplies	1,010,313
605	Elaf Al-Dawliya Al-Mutahida Company for Importing Clothes, Shoes, Textiles, and Leather Goods	1,000,000
606	Jinan Factory for Plastic and Paper Industries	993,784
607	Al-Madar Al-Mutakamel Company for Raw Materials Import	991,400
608	Aramex Libya Company for Express Mail Services	990,000
609	Al-Afaq Al-Oula Company for Importing Electrical and Non-Electrical Appliances, Spare Parts, and Electronic Devices	985,200
610	Al-Suood Al-Mithali Company for Importing Means of Transport and Accessories	983,532
611	Al-Barq Al-Madi Company for Importing Mother and Child Supplies	982,106
612	Al-Shahin Al-Awal Company for Mills and Fodder Manufacturing L.L.C	980,000
613	Alam Al-Taqniya Company for Paper and Plastic Cup Manufacturing	977,670

614	Al-Suhub Company for IT, Communications, and Electrical Network Services	975,279
615	Abu Bakr Salem Malouq Factory for Paper Manufacturing	973,500
616	Al-Fayd Company for Importing Building Materials, Sanitary Ware, and Accessories	971,580
617	Sanabel Al-Asima Company for Foodstuff Import	970,138
618	Al-Tawasul Al-Momayaz Group Company for Raw Materials Import	968,975
619	Tawasul Libya Company for Electronics Import	967,950
620	Al-Fadil Company for Tires Import	962,980
621	Everest Company for Food Industries	947,000
622	Al-Tilal Company for Importing Agricultural Machinery, Equipment, and Spare Parts	946,800
623	Al-Amiral Company for Importing Cleaning Materials, Decorations, and Antiques	938,718
624	Al-Masar Al-Daim Company for Metal Industries	931,100
625	Sultan Al-Khair Company for Foodstuff Import	930,260
626	Thimar Tripoli Company for Foodstuff Import	925,600
627	Al-Qasr Al-Malaki Company for Importing Medical Equipment, Medicines, and Mother & Child Supplies	912,625
628	Al-Mutakamel Factory for Griddle (Saj) Manufacturing	907,500
629	Al-Radwan Company for Importing Medicines, Medical Supplies, and Equipment	906,921
630	Al-Hiebilo International Company for Maritime Agencies	905,255
631	Basatin Al-Jabal Company for Raw Materials Import	902,280
632	Al-Nour Al-Abyad Company for Importing Agricultural Supplies and Electricity	900,000
633	Al-Qalaa Company for Importing Agricultural Materials and Supplies	900,000
634	Fareeq Al-Moudha Company for Clothes and Shoes Import	899,876
635	Hadeel Al-Masaa Company for Cleaning Materials Import	898,758
636	Al-Khuyool Al-Dhahabiya Company for Importing Building Materials, Sanitary Ware, and Accessories	889,795
637	Bayader Al-Ni'ma Company for Food Industries	885,358
638	Mafaza Company for Petrochemical Industries	882,253
639	Smart Solutions Company for Smart Building Preparation and Technical Works	881,002
640	Nour Al-Taquadum Company for Foodstuff Import	878,939
641	Wahat Rayhana International Company for Foodstuff Import	876,620
642	Sah Al-Taqniya Company for Importing Books, Stationery, and Office Equipment	875,495
643	Al-Miqdad Company for Foodstuff Import	875,000
644	Al-Tamween Al-Watani Company for Food Industries	874,271
645	Rahbat Al-Baraka Company for Foodstuff Import	873,888
646	Suhoul Al-Rabee Company for Flour, Rice, and Food Industries Production	870,000
647	Al-Wadi Company for Building Materials Import	869,700
648	Al-Tali'a Company for Importing Building Materials and Sanitary Ware	858,840

649	Al-Istimrar Company for Foodstuff Import (Subsidiary of Continuous Cooperation Holding Company)	855,900
650	Tuyour Al-Jannah Company for Importing Books and Stationery	850,151
651	Al-Hussein Company for Electrical Industries and Services	849,974
652	Al-Hadaf Medical Group Company for Importing Medicines and Medical Equipment	849,969
653	Al-Hakim Company for Importing Medicines and Medical Supplies	846,468
654	Al-Shahin Al-Tayeb Company for Importing Cars and Spare Parts	845,530
655	Dar Al-Khidra Company for Importing Electrical Appliances, Non-Electrical Appliances, Spare Parts, and Electronics	838,835
656	Al-Mudhil Company for Cleaning Materials Manufacturing	836,752
657	Al-Dalil Al-Tibbi Company for Importing Medicines and Medical Preparations	835,900
658	Sayyad Al-Sagheer Company for Importing and Distributing Foodstuff, Livestock, and Meat	834,313
659	Jumeirah Company for Importing Foodstuff, Livestock, and Meat	832,050
660	Al-Ma'dan Al-Libi Company for Modern Industries and Hangars	826,310
661	Al-Alama Al-Wataniya Company for Importing Foodstuff, Livestock, and Meat	825,749
662	Al-Lamsa Al-Mutajaddida Company for Foodstuff Import	825,600
663	Adhwa Al-Naizak Company for Importing Electronics, Electrical and Non-Electrical Appliances, and Accessories	817,957
664	Al-Shahid Group Company for Foodstuff Import	815,000
665	Saba Company for Foodstuff Import	807,264
666	Al-Mutahida Company for Paper Cup Manufacturing	801,052
667	Al-Shuruq Al-Nasih Company for Foodstuff Import	800,375
668	Al-Rashid Al-Madi Company for Importing Clothes, Textiles, and Leather Goods	800,000
669	Al-Alamiya Company for Sweets and Foodstuff Manufacturing	798,271
670	Khair Al-Barari Company for Fodder Manufacturing	795,000
671	Al-Fadaa Al-Wasa' Company for Raw Materials Import of All Kinds	785,400
672	Al-Ratil Company & Partners for Manufacturing Building Materials and Plastic Pipes	785,280
673	Alam Al-Kimiya Company for Raw Materials Import	781,538
674	Al-Omran Company for Iron Manufacturing of All Kinds	778,550
675	Al-Fajr International Company for Importing Medicines, Medical Preparations, and Mother & Child Supplies	775,039
676	Al-Zahra Al-Baida Company for PVC Manufacturing	774,082
677	Alfa Company for Importing Electrical Materials, Equipment, and Supplies	765,302
678	North Africa International Company for Importing Electrical Generators and Spare Parts	762,931
679	Al-Lamsa Al-Malakiya Company for Importing Agricultural Machinery, Equipment, and Spare Parts	760,139
680	Libya Al-Wataniya Al-Oula Company for Wood Industries and Furniture Manufacturing of All Kinds	760,012
681	Al-Ittihad Al-Fillahi Company for Importing Electrical Materials and Spare Parts	759,616
682	Al-Kais Company for Plastic Industries	754,275
683	Al-Nour Company for Importing Means of Transport and Accessories	753,500

684	Al-Ijtihad Company for Importing Electrical and Non-Electrical Appliances and Spare Parts	751,804
685	Al-Nukhba Company for Foodstuff Import	750,952
686	Al-Farouq Medical Company for Importing Medicines, Medical Equipment, Medical Preparations, and Mother & Child Supplies	747,513
687	Unwan Al-Waha Company for Food Industries	740,600
688	Al-Murshid Group Company for Importing Means of Transport and Accessories L.L.C	729,614
689	Al-Wa'd Al-Momayaz Company for Importing Electronics and Household Appliances	724,975
690	Al-Wakil Al-Alamiya Al-Oula Company for Importing Medicines, Mother & Child Supplies, and Medical Equipment	718,522
691	Muthallath Company for Importing Electrical Materials and Equipment	716,041
692	Mafaza North Africa Company for Importing Cars, Spare Parts, Oils, and Accessories	713,392
693	Al-Imlaq Al-Dawliya Company for Importing Building Materials, Sanitary Ware, and Accessories	709,150
694	Al-Khabeer Al-Moalij Company for Importing Building Materials, Sanitary Ware, and Accessories	708,019
695	Al-Iklil Company for Importing Decorations, Antiques, and Cleaning Materials	704,251
696	Al-Nour Company for Foodstuff Import	702,388
697	Talia Company for Foodstuff Import	700,000
698	Buyout Al-Izz Company for Building Materials Manufacturing	699,785
699	Oud Al-Madina Company for Travel and Tourism	698,000
700	Nujoom Al-Shiyaka Company for Importing Clothes, Textiles, and Shoes	696,924
701	Al-Imtiyaz Al-Hadith Company for Importing Building Materials, Sanitary Ware, and their Accessories	694,256
702	Dar Al-Khibra Company for Importing Cars and Spare Parts	692,109
703	Al-Rahma Factory for Manufacturing Doors and Windows from Aluminum	688,543
704	Kunuz Al-Sahel Company for Importing Foodstuffs, Livestock, and Meat	681,781
705	Al-Zaytuna Al-Asila Company for Importing Foodstuffs	681,625
706	Steel International Company for Iron Industries	677,075
707	Fakhama Al-Jibal Company for Manufacturing Building Materials and their Requirements	671,252
708	North Africa Company for Importing Medicines and Medical Equipment	665,343
709	Al-Khat Al-Dhahabi Company for Manufacturing Plastic Pipes and their Accessories	663,750
710	Al-Ikhtilaf Company for Manufacturing Furniture and Salons	662,916
711	Al-Yanbou Al-Alami Company for Importing Foodstuffs	660,000
712	Aryaf Al-Mutawassit Company for Importing Transportation Means and their Accessories	658,784
713	Al-Ghadhaa Al-Sihi Company for Importing Foodstuffs	657,029
714	Graji Company for Importing Transportation Means and their Accessories	653,385
715	Iran International Company for Importing Foodstuffs	642,670
716	Abira Al-Sahara Company for Telecommunications and Information Technology	626,742

717	Al-Mahara Company for Asphalt Manufacturing and its Derivatives	625,000
718	Rand Company for Food Industries	621,116
719	Al-Ta'awuniya Company for Iron Industries	614,090
720	Majer Medical Company for Importing Equipment and Medical Supplies	612,707
721	Tripoli Al-Ghad Company for Importing Clothes, Textiles, and Leather Products	612,328
722	Al-Khaleej Factory for Manufacturing Insulating Panels	612,204
723	Dar Al-Salam Company for Importing Foodstuffs	609,195
724	Rouh Libya Company for Importing Medicines, Equipment, and Mother & Child Supplies	607,434
725	Dima Company for Importing Clothes and Textiles	606,000
726	Al-Khalil Al-Kubra Company for Grinding Grains, Coffee, Legumes, and Nuts	604,428
727	Atr Al-Haramain Company for Importing Foodstuffs and Fresh Fruits	601,110
728	Movi Company for Importing Medical Supplies and Mother & Child Supplies	600,293
729	Adrar Libya Company for Importing Cleaning Materials, Decorations, and Hardware	600,293
730	Al-Raed Company for Importing Clothes and Sports Shoes	600,246
731	Nidhal Al-Wadi Company for Importing Foodstuffs	599,907
732	Al-Masfufa Al-Raqmiya Company for Telecommunications, Information Technology, and Added Services	593,900
733	Al-Ain Al-Sahira Company for Importing Foodstuffs	591,381
734	Al-Hawatef Al-Mutaharkia Company for Importing Electronic Devices and their Accessories and Spare Parts	590,550
735	Al-Tafa'ul Factory for Building Materials Manufacturing	590,000
736	Naeem Biladi Company for Importing Foodstuffs	588,673
737	Al-Ghayran Al-Jadida Company for Furniture Import	585,900
738	Al-Nasr Al-Dawli Company for Importing Electronic and Electrical Devices and their Accessories and Spare Parts	582,190
739	Jawharat Al-Ajban Company for Importing Foodstuffs	581,544
740	Adhwaa Akakus Company for Importing Foodstuffs	580,921
741	Al-Khaleej Al-Zahir Company for Food Industries	580,385
742	Nujoum Al-Hajj Company for Importing Electrical and Electronic Devices and their Spare Parts	579,290
743	Al-Risala Company for Importing Foodstuffs	578,768
744	Al-Alyaf Al-Alamiya Company for Importing Electrical and Non-Electrical Devices	578,622
745	Al-Dali Company for Food Industries L.L.C	576,948
746	Nuqush Libya Company for Importing Building Materials and Sanitary Ware	576,000
747	Ward Al-Gharb Company for Importing Decorations, Hardware, and Cleaning Materials	574,906
748	Dhawahi Al-Madina Al-Jadida Company for Importing Foodstuffs, Livestock, and Meat	572,760
749	Al-Masa Al-Dawliya Company for Importing Medical Equipment, Medicines, and Mother & Child Supplies	568,179
750	Al-Muttahida Company for Aluminum, UPVC, and Decor Manufacturing	561,349

751	Al-Wataniya Company for Importing Heavy Machinery, Equipment, Spare Parts, and Factory/Workshop Supplies	558,800
752	Al-Ghazala Company for Importing Building Materials, Sanitary Ware, and their Accessories	553,235
753	Nasmat Libya Company for Importing Air Conditioning and Heating Systems	551,941
754	Al-Sadaqa Al-Dawliya Company for Importing Transportation Means and Spare Parts	549,375
755	Al-Mutawassit Al-Zahir Company for Importing Foodstuffs	539,840
756	Carthage Al-Mutalika Company for Importing Foodstuffs, Fresh Fruits, Livestock, and Meat	539,785
757	Al-Fusul Al-Zahiya Company for Importing Foodstuffs	539,720
758	Al-Bu'd Al-Tasi' Company for Information Technology and Communications	539,241
759	Ajwaa Al-Istithmarat Company for Agricultural and Animal Investments	539,042
760	Marhaba Company for Importing Foodstuffs	538,406
761	Rabwat Al-Gharb Company for Importing Foodstuffs	537,845
762	Dar Al-Saqiya Company for Importing Foodstuffs, Livestock, and Meat	536,640
763	Al-Zawiya Oil Company for Importing Oils and Car Accessories	534,306
764	Al-Tanmiya Company for Importing Electronic Devices and Oil Equipment	529,869
765	Al-Nahda Factory for Manufacturing Ready-made Houses	529,786
766	Qimat Al-Madaq Al-Mutamayiz Company for Importing Foodstuffs, Meat, and Vegetables	525,525
767	Al-Adaa Al-Ali Company for Importing Building Materials and Sanitary Ware	522,451
768	Al-Muharakat Al-Libiya Company for Importing Cars and Spare Parts	519,000
769	Al-Sawlajan Al-Libi Company for Importing Clothes, Textiles, and Leather Products	516,800
770	Al-Shifa Company for Importing Medicines and Medical Equipment	516,583
771	Rawasi Al-Sahara Company for Importing Oils, Meat, Transportation Means, and their Accessories	515,415
772	Al-Diyafa Al-Libiya Company for Food Industries and Beverages	513,950
773	Al-Saray Factory for Manufacturing Doors and Windows from Aluminum	509,369
774	Abu Jarada & Partners Company for Furniture and Carpet Import	508,554
775	Al-Waleed Company for Importing Electronic and Electrical Devices	507,786
776	Al-Muntaha Al-Dawli Company for Importing Electrical and Non-Electrical Devices and Spare Parts	507,685
777	Al-Sawahil Al-Alamiya Company for Importing Transportation Means and their Accessories	505,945
778	Rounaq Al-Libi Company for Manufacturing Doors and Windows from Aluminum and UPVC and Decoration	504,301
779	Al-Mays Company for Importing Medicines, Medical Equipment, and Mother & Child Supplies	504,100
780	Al-Nakheel Factory for Food Industries	502,318
781	Al-Ittihad Al-Ra'id Company for Furniture Import	499,117
782	Shaghaf Company for Food Industries	498,960
783	Al-Qudwa Pharma Company for Importing Mother & Child Supplies, Medical Equipment, Medicines, and Medical Preparations	493,600

784	Condor Libya Company for Importing Electrical and Non-Electrical Devices and their Spare Parts and Electronic Devices	493,400
785	Ma'idat Al-Rahman Company for Importing Foodstuffs	492,800
786	Al-Markaz Al-Jadid Company for Importing Cars and Spare Parts	491,200
787	Al-Limsa Company for Importing Furniture and its Accessories	488,647
788	Al-Thamarat Al-Libiya Company for Importing Foodstuffs, Fruits, and Meat	485,190
789	Al-Bayadir Al-Khadhraa Company for Importing Various Transportation Means and their Accessories	485,102
790	Arkan Factory for Manufacturing Plastic Bags	484,500
791	Shams Al-Asil Company for Importing Electrical and Non-Electrical Devices, Spare Parts, and Electronic Devices	483,630
792	Al-Inara Al-Asriya Company for Importing Electrical and Non-Electrical Devices, Spare Parts, and Electronic Devices	483,320
793	Diwan Al-Awwal Company for Importing Books and Stationery	482,253
794	Al-Masa Company for Importing Foodstuffs	480,793
795	Safaa Al-Tariq Company for Importing Foodstuffs, Livestock, and Meat	480,049
796	Marahil Al-Binaa Company for Importing Building Materials and Sanitary Ware	477,941
797	Sama Libya Al-Jadida Company for Importing Foodstuffs and Fresh Fruits	477,312
798	Mafaza Africa Company for Importing Transportation Means and their Accessories	477,068
799	Yamamat Al-Sharq Company for Importing Foodstuffs	474,954
800	Al-Jabal Al-Akhdar Al-Dawli Company for Importing Clothes, Textiles, and Leather Products	473,205
801	Al-Naqaa Company for Importing Perfumes, Beauty Products, and Cosmetics.	472,977
802	Najmat Biladi Company for Aluminum Industry, PVC, and Accessories.	470,748
803	Akakus Hills Company for Importing Heavy Machinery and Equipment (LLC).	467,744
804	Al-Rowad Company for Importing Clothes, Textiles, and Leather Goods.	466,066
805	Bayt Al-Izdihar Company for Furniture and Kitchen Manufacturing.	466,000
806	Baraem Al-Alam Company for Importing Beauty Products, Notions, and Cleaning Materials.	465,650
807	Al-Adraj Al-Alamiya Company for Importing Raw Materials.	464,623
808	Al-Mayar Al-Haditha Company for Manufacturing Paper Napkins, Cups, and Operating Supplies.	464,000
809	Kimchi Company for Importing Transportation Means.	463,371
810	Tibesti Company for Importing Electrical Equipment and Materials, Spare Parts, and Electronic Devices.	462,105
811	Al-Rahmani Company for Clinker Grinding and Cement Manufacturing.	462,000
812	Al-Masira Al-Kubra Company for Importing Foodstuffs.	460,746
813	Al-Fada'iyat Company for Importing Electronic Devices.	460,000
814	Mayar Benghazi Company for Importing Foodstuffs.	459,005
815	Al-Rayan Al-Dawliya Company for Importing Building Materials.	458,000

816	Al-Sarh Al-Faddi Company for Importing Heavy Machinery and Equipment and their Spare Parts.	451,810
817	Sana Al-Barq Company for Importing Electrical Generators, Equipment, and Materials.	450,210
818	Al-Rayhana Company for Importing Agricultural Machinery and Equipment.	450,000
819	Ansam Al-Dawliya Company for Importing Electrical Equipment and Materials.	449,768
820	Alwan Al-Crystal Company for Importing Furniture.	447,720
821	Al-Haytham Al-Da'im Company for Importing Transportation Means and Accessories.	447,018
822	Benghazi Company for Energy Solutions.	443,478
823	Shamal Africa Company for Soap and Cleaning Materials Manufacturing.	442,392
824	Al-Amwaj Al-Hadi'a Company for Importing Foodstuffs, Livestock, and Meat.	441,644
825	Qutaish Company for Importing Electrical Equipment and Materials, Spare Parts, and Electronic Devices.	441,597
826	Bin Jaber Company for Importing Auto Spare Parts.	439,068
827	Adwaa Bab Al-Madina Company for Importing Electrical Equipment and Materials and Spare Parts.	436,242
828	SpiteZ Company for Importing Foodstuffs.	435,587
829	Al-Bunyan Al-Ali Company for Manufacturing Steel and Aluminum Doors and Windows and PVC.	432,727
830	Al-Tannara Company for Fishing and Fish Canning.	432,420
831	Al-Shu'la Al-Mutamayiza Company for Importing Electrical Equipment and Materials and Spare Parts.	431,550
832	Al-Asdiqa Taj Company for Importing Beauty Products and Body Care.	427,319
833	Al-Wafaq Company for Importing Transportation Means and Accessories.	426,047
834	Saba Al-Muzdahira Company for Importing Building and Sanitary Materials.	425,401
835	Al-Nujoom Al-Jadida Company for Importing Foodstuffs, Livestock, and Meat.	424,856
836	Al-Hussam Company for Manufacturing Doors, Windows, and Engineering Shapes.	422,103
837	Al-Mawasifat Al-Dhahabiya Company for Importing Building Materials.	421,755
838	Al-Mawada Al-Wusta Company for Importing Foodstuffs, Livestock, and Meat.	418,945
839	Al-Ghout Company for Importing Clothes, Textiles, and Leather Goods.	418,800
840	Al-Libiya Al-Hurra Company for Navigational Services.	416,493
841	Al-Namaa Al-Falahi Company for Importing Agricultural Materials and Equipment and Spare Parts.	413,279
842	Qubtan Libya Company for Importing Foodstuffs, Livestock, and Meat.	407,355
843	Al-Najah Company for Manufacturing Insulating Panels and Prefabricated Houses.	405,924
844	Al-Rawi Company for Dairy and Dairy Products Manufacturing.	404,410
845	Al-Manar Al-Jadid Group Company for Importing Transportation Means and Accessories.	399,685
846	Marjan Al-Bahr Company for Importing Frozen Fish, Livestock, and Meat.	398,500
847	Biladi Factory for Paint Manufacturing.	396,136
848	Al-Rabi' Company for Agricultural and Animal Investment.	395,902
849	Bin Khawla Company for Importing Electronic Devices and Accessories and Spare Parts.	395,190

850	Al-Masar Al-Libi Company for Importing Foodstuffs, Livestock, and Meat.	393,948
851	Al-Ghidaa Al-Kathir Company for Importing Foodstuffs, Livestock, and Meat.	392,700
852	Al-Jinan Company for Importing Medicines and Medical Supplies.	389,722
853	Al-Nassaj Company for Importing Clothes, Textiles, and Leather Goods.	389,500
854	Dana Al-Dawliya Company for Importing Medicines, Medical Equipment, and Mother and Child Supplies.	387,387
855	Al-Ta'ir Al-Abyad Company for Food Industries.	387,000
856	Al-Safi Company for Importing Electrical Equipment and Materials, Spare Parts, and Electronic Devices.	385,661
857	Al-Mustaqbal Factory for Gypsum, Gypsum Board, and Decoration Manufacturing.	385,076
858	Al-Zan Specialized Company for Wood Industries.	383,968
859	Etar Al-Dawliya Company for Importing Beauty Products, Notions, and Cleaning Materials.	383,600
860	Al-Mutatawwira Company for Importing Electrical Equipment and Spare Parts.	380,992
861	Abr Al-Muhitat Company for General Contracting and Real Estate Investment.	380,092
862	Al-Hajj Al-Dawliya Company and Partners for Importing Electrical and Non-Electrical Equipment and Materials and Spare Parts.	379,187
863	Calbis Libya Company for Importing Books and Stationery.	378,229
864	Al-Muhit Technology Company for Telecommunications and Information Technology.	372,500
865	Al-Diyar Al-Alamiya Company for Importing Building and Sanitary Materials and Accessories.	371,019
866	Al-Yaqeen Company for Importing Auto Spare Parts.	368,942
867	Rajab Ibrahim Al-Hajj Ahmed Factory for Garment Manufacturing.	366,409
868	Al-Imad Al-Awwal Company for Importing Electrical Equipment and Materials, Spare Parts, and Electronic Devices.	365,884
869	Eilan Company for Importing Heavy Machinery and Equipment and their Spare Parts.	364,768
870	Al-Tawafuq Al-Da'im Company for Importing Foodstuffs.	360,677
871	Sunuf Al-Nakahat Company for Food and Beverage Manufacturing (Joint Stock).	357,750
872	My Perfume Company for Importing Beauty Products, Notions, and Cleaning Materials.	356,225
873	Al-Khalij Al-Hadith Company for Aluminum and PVC Manufacturing.	354,880
874	Al-Kouf Company for Furniture Manufacturing of All Kinds.	351,082
875	Libico Company for Importing Foodstuffs, Livestock, and Meat.	350,750
876	Tanafus Al-Binaa Company for Importing Building and Sanitary Materials and Accessories.	350,046
877	Al-Mada Al-Aqqari Company for Importing Building and Sanitary Materials and Accessories.	349,660
878	Diqqat Al-Ikhtiyar Company for Importing Electrical Equipment and Materials and Spare Parts.	348,000
879	Al-Mumtaz Company for Importing Paints and Equipment.	347,354
880	Al-Kawkab Al-Dhahabi Company for Importing Electronic Devices and Accessories and Spare Parts.	346,740
881	Al-Ikhtiyar Al-Jamil Company for Importing Beauty Products and Notions.	342,983
882	Asia Al-Mustaqbal Company for Importing Building and Sanitary Materials.	342,515
883	Hydraulics Libya Company for Importing Heavy Equipment.	341,984

884	Al-Zad Al-Wafir Al-Awwal Company for Importing Foodstuffs, Livestock, and Meat.	338,559
885	Qalb Al-Muhit Company for Importing Foodstuffs, Fruits, Livestock, and Meat.	334,902
886	Al-Bustan Al-Raqi Company for Importing Foodstuffs.	332,775
887	Al-Haram Al-Dhahabi Al-Awwal Company for Importing Foodstuffs.	332,500
888	Mart Group Company for Food Industries.	331,056
889	Al-Wisam Al-Afdal Company for Importing Foodstuffs.	330,800
890	Rawai' Al-Bayt Company for Importing Clothes, Textiles, and Leather Goods.	329,904
891	Al-Reem Company for Importing Medicines and Medical Equipment.	328,750
892	Dadis Company for Mills, Feed, and Rice Hulling.	327,562
893	Al-Fursan Al-Awwal Company for Importing Clothes, Textiles, and Leather Goods.	326,400
894	Al-Mi'mar Al-Tamm Company for Importing Electrical Equipment and Materials.	326,400
895	Al-Maysam Al-Dawliya Company for Importing Clothes, Textiles, and Leather Goods.	324,613
896	Al-Buhaira Company for Importing Foodstuffs.	324,075
897	Al-Bahr Al-Hadir Company for Importing Foodstuffs, Livestock, and Meat.	324,062
898	Bi'r Hakim Company for Importing Furniture and Furnishings.	320,800
899	Al-Sadaqa Al-Raqiya Company for Importing Building and Sanitary Materials and Accessories.	320,054
900	Victoria Company for Importing Foodstuffs, Livestock, and Meat.	318,672
901	Al-Diqqa Al-Amina Company for Importing Means of Transport and Accessories	318,556
902	Qimam Al-Rimal Company for Importing Raw Materials	317,490
903	Al-Taj Al-Dhahabi Al-Ghidhai Company for Importing Foodstuffs, Livestock, and Meat	317,103
904	Sana Company for Manufacturing All Types of Wooden and Metal Furniture	316,800
905	Tiba International Company for Importing Furniture and Accessories	316,697
906	Al-Nayazik Al-Dhahabiya Company for Importing Foodstuffs, Livestock, Meat, and Fresh Fruits	315,250
907	Al-Najm Al-Munfarid Company for Importing Furniture and Accessories	312,956
908	Al-Imtiyaz Al-Akhir Company for Importing Foodstuffs	311,817
909	Mahattat Al-Marai Company for Poultry Breeding and Hatching	310,982
910	Al-Dalil Pharma Company for Importing Medicines and Medical Equipment	310,763
911	Dhu Al-Himam Company for Importing Medical Equipment	309,933
912	Qasr Al-Manara Company for Importing Furniture	309,530
913	Wafrat Al-Madina Company for Food Industries	309,307
914	Inmar Company for Importing Agricultural Pesticides	308,356
915	Dar Al-Karam Company for Importing Medical Supplies and Equipment	307,593
916	Al-Jeel Al-Hadith Company for Importing Electronic, Electrical, and Non-electrical Appliances and Spare Parts	305,000
917	Matla Al-Fajr Company for Importing Medicines, Medical Preparations, and Mother and Child Supplies	304,302
918	Al-Alamiya Company for Ready-made Buildings	303,500

919	Al-Alama Al-Oula Company for Importing Medical Equipment, Medicines, Medical Preparations, and Mother and Child Supplies	302,853
920	Yafa Trading Company for Importing Medical Equipment, Medicines, Medical Preparations, and Mother and Child Supplies	302,819
921	Tajhizat Al-Obour Company for Importing Auto Spare Parts	302,783
922	Africa Al-Jadida Company for Importing Foodstuffs	300,960
923	Al-Asala Al-Raiaa Company for Importing Furniture	300,300
924	Oloum Al-Ahya Company for Medical and Laboratory Services	300,228
925	Al-Lin Company for Importing Clothes	300,176
926	Qarnab Company for Importing Cars, Spare Parts, Oils, and Greases	300,134
927	Bayt Al-Mal Al-Jadid Company for Importing Construction Materials, Sanitary Ware, and Accessories	300,000
928	Ramsa Company for Importing Medicines and Supplies	300,000
929	Al-Diya Al-Raqi Company for Modern Industries	299,080
930	Al-Jurf Company for Plastic Industries and Bags of Various Types and Sizes	298,980
931	Al-Malika Al-Dhahabiya Company for Importing Mother and Child Supplies	298,904
932	Bariq Al-Adwiya Company for Importing Medicines and Medical Equipment	297,807
933	Ambasa Company for Importing All Types of Construction Materials	297,000
934	Shams Al-Asima Company for Importing Foodstuffs	296,833
935	Al-Bunyan Al-Libiya Company for Modern Industries	295,000
936	Al-Qimma Al-Lamia Company for Importing Construction Materials, Sanitary Ware, and Accessories	295,000
937	Zliten Company for Modern Industries	294,650
938	Al-Ballour Company for Glass Industry	293,207
939	Al-Saraya Factory for the Manufacture of Aluminum Doors and Windows	293,069
940	Libya Al-Majid Company for Importing Cleaning Materials, Cosmetics, and Sundries	292,967
941	Al-Bunduqiya Company for Importing Foodstuffs	291,392
942	Al-Mizan Al-Safi Company for Packaging Foodstuffs	290,250
943	Sama Al-Maarif for Educational Services	290,196
944	Istidama Company for Importing Cleaning Materials	290,068
945	Gamma Libya Company for Importing and Distributing Electrical Equipment and Spare Parts	288,931
946	Ghanima Group for Food Industries	288,721
947	Al-Masdar Al-Alamiya Company for Importing Foodstuffs, Livestock, and Meat	286,650
948	Shuruq Libya Company for Importing Foodstuffs	286,000
949	Al-Ithar Al-Daim Company for Importing Foodstuffs, Livestock, and Meat	285,661
950	Al-Qalaa Al-Kubra Company for Importing Agricultural Supplies and Spare Parts	284,902
951	Aslanta Company for Importing Electronic Devices	282,795

952	Shamal Africa Al-Alamiya Company for Electrical and Non-electrical Appliances and Spare Parts	281,046
953	Al-Haram Company for the Manufacture of Paints, Plastic Containers, and Metal	280,500
954	Al-Ittihad Al-Arabi Factory for the Manufacture of Aluminum Doors and Windows	278,814
955	Bayt Al-Taam Company for Importing Foodstuffs	278,546
956	Al-Burhan Al-Alamiya Company for Importing Foodstuffs, Livestock, and Meat (Limited Liability)	278,388
957	Al-Muthamar Al-Awwal Company for Importing Agricultural Equipment and Supplies	278,290
958	Fordas Company for Importing Foodstuffs, Livestock, and Meat	277,845
959	Nujum Al-Hajaj Company for Importing Heavy Machinery and Equipment and their Spare Parts	277,320
960	Al-Itthar Al-Jadid Company for Importing Foodstuffs, Livestock, and Meat	275,972
961	Rukn Al-Jazira Company for Importing Cleaning Materials	275,925
962	Carthage Al-Alamiya Company for Importing Foodstuffs	273,000
963	S R Company for Maintenance Services and Environmental Solutions	270,306
964	Al-Alamiya Company for Importing Air Conditioning and Refrigeration Equipment and Spare Parts	270,167
965	Al-Azm Company for Importing Medical Equipment, Medicines, Medical Preparations, and Mother and Child Supplies	268,750
966	Al-Waleed Company for Importing Foodstuffs, Livestock, and Meat	268,320
967	Al-Qaws Al-Alamiya Company for Importing Means of Transport, Accessories, Oils, and Greases	266,715
968	Al-Qimma Al-Muzdahira Company for Importing Construction and Sanitary Materials and Accessories	264,909
969	Duroub Tibb Company for Importing Medical Equipment, Medical Preparations, and Mother and Child Supplies	264,696
970	Hayat Al-Tibb Company for Importing Medicines, Medical Supplies, and Mother and Child Supplies	264,635
971	Al-Aseel Al-Mutamayiz Company for Importing Foodstuffs and Electrical Appliances	262,150
972	Itr Al-Sharq Company for Importing Cleaning Materials	261,307
973	Al-Majd Company for Importing Electrical and Non-electrical Appliances and Spare Parts	256,280
974	Sama Al-Tiqniya Company for Internet Services and Information Technology	255,495
975	Panorama Libya Company for Importing Foodstuffs	254,940
976	Afaq Al-Tatweer Company for Aluminum and PVC Industries	252,290
977	Al-Nazif Al-Bahir Company for Importing Cleaning Materials, Cosmetics, and Sundries	251,853
978	Assila Al-Fiddiya Company for Importing Construction and Sanitary Materials and Accessories	251,251
979	Latafa Company for Importing Foodstuffs, Livestock, and Meat	251,200
980	Al-Mina Company for Importing Medical Equipment	250,000
981	Al-Ittihad Joint Stock Company for Plastic Industries	249,060
982	Marsin Company for Importing and Packaging Foodstuffs	248,725
983	Abu Fares and Partners Company for Modern Industries	247,883
984	Al-Fath Al-Dhahabi Company for Electrical Industries	246,785

985	Rahma Libya Company for the Manufacture of Agricultural Tools and Equipment and the Assembly of Electric Generators	245,390
986	Baladi Company for Agricultural and Animal Production and Investment	243,000
987	Al-Fouladh Al-Muttahid Factory for the Manufacture of Corrugated Sheets	242,484
988	Jibal Kordofan Company for Importing Foodstuffs, Livestock, and Meat	241,884
989	Injaz Al-Wataniya Company for the Manufacture of Building Materials	240,120
990	Tabiket Company for Importing Electrical and Household Appliances	239,148
991	Al-Majmoua Al-Libiya Company for Importing Air Conditioning, Air, and Heating Systems	239,105
992	Al-Sadara Al-Jadida Company for Importing Foodstuffs and Fresh Fruits	238,535
993	Al-Ibdaa Al-Mutqin Company for Importing Means of Transport and Accessories	236,956
994	Sanabil Al-Zahra Company for Importing Livestock Equipment and Agricultural Supplies	235,959
995	Maria Company for Importing Fabrics, Textiles, and Carpets	232,800
996	Al-Mukhtar Al-Jadid Company for Importing Cars and Spare Parts	232,710
997	Al-Zirai Al-Dawli Company for Importing Agricultural Equipment and Supplies	230,000
998	Kunuz Al-Nahl Company for Importing Honey and its Supplies	227,980
999	Al-Aqariya Al-Libiya Company for Importing Furniture and Kitchens	226,967
1000	Al-Ashiqqa Company for Plastic Industries	225,180
1001	Wamdha Company for Importing Means of Transport and Accessories	224,947
1002	Akakus Company for Renewable Energies	224,860
1003	Al-Tabiaa Company for Food Industries	224,800
1004	Sehhatuka Al-Dawaeya Company for Importing Medical Equipment, Medicines, and Mother and Child Supplies	223,407
1005	Jawad Al-Naeem Company for Importing Foodstuffs	222,572
1006	Wahat Al-Asima Company for Importing Foodstuffs	221,717
1007	Rabee Al-Darb Company for Importing Means of Transport and Accessories	220,544
1008	Al-Zawiya Company for Importing Medicines, Veterinary and Medical Equipment and Supplies	219,458
1009	Al-Afaq Company for Importing Building Materials, Sanitary Ware and Accessories	219,175
1010	Leptis Company for Importing Household Appliances and Electrical Equipment	219,108
1011	Al-Jadwa International Company for Importing Clothes, Textiles, and Leather Products (LLC)	218,469
1012	Al-Hafiza Al-Dhahabiya Company for Importing Foodstuffs	218,438
1013	Al-Tanmiya Company for Manufacturing Plastic Pipes	218,250
1014	Itir Company for Importing Foodstuffs	218,211
1015	Al-Sayadila Company for Importing Medicines and Medical Supplies	218,115
1016	Al-Kanz Al-Tibbi Company for Importing Medicines and Medical Equipment	217,030
1017	Sofana Company for Importing Foodstuffs, Livestock and Meat	217,000
1018	Iqtina Company for Importing Medicines, Medical Equipment, and Mother and Child Supplies	216,281

1019	Al-Himam Al-Alya for Iron Industries (LLC)	214,825
1020	Al-Rasheed Company for Importing Shoes and Leather Products	214,264
1021	Al-Dar Al-Amira Company for Importing Means of Transport and Accessories	211,391
1022	Al-Hayat Al-Afdal Company for Importing Cleaning Materials	211,204
1023	Al-Shorouq Company for Importing Workshop Equipment	209,909
1024	Libyana Company for Importing Medicines and Medical Equipment	209,740
1025	Al-Qudra Company for Importing Medicines and Veterinary Serums	207,742
1026	Al-Maaden Company for Importing Books and Stationery	204,643
1027	Manar Al-Ghad Company for Importing Foodstuffs	203,700
1028	Zad Al-Sharq Company for Importing Agricultural Machinery, Supplies and Spare Parts	202,124
1029	Al-Mutalaq Company for Manufacturing Diapers, Paper Tissues and Cleaning Materials	201,850
1030	Al-Samt Company for Importing Medicines, Medical Equipment, and Mother and Child Supplies	200,806
1031	Al-Khaleej Group for Building Materials Industry and Clinker Grinding	200,000
1032	Al-Hizam Al-Ziraei Company for Importing Agricultural Machinery, Supplies and Spare Parts	197,509
1033	Al-Ittijah Al-Awal Company for Importing Agricultural Supplies	196,781
1034	Al-Binayat Al-Raqiya Company for General Contracting and Real Estate Investment	195,470
1035	Al-Safqa Al-Adila Company for Importing Tires, Batteries and Accessories	193,652
1036	Cardelin Company for Food Industries	193,500
1037	Al-Mukhtar Al-Hadith Company for Importing Building Materials, Sanitary Ware and Accessories	192,797
1038	Jisir Al-Salam Company for Importing Furniture	192,300
1039	Al-Wafir Company for Food Industries	191,923
1040	Al-Taawon Al-Raqi Company for Importing Building Materials, Sanitary Ware and Accessories	191,650
1041	Al-Ibriq Al-Dhahabi Company for Importing Household Materials	187,942
1042	Alwan Libya Company for Printing and Manufacturing Packaging Materials	187,911
1043	Matla Al-Fajr Group for Importing Electrical Appliances, Equipment, Non-Electrical Appliances and Spare Parts	187,794
1044	Al-Sada Company for Importing Electrical Appliances, Equipment, Spare Parts and Electronics	187,300
1045	Sultan Al-Baraka Company for Importing Foodstuffs	187,062
1046	Alpha Motors Company for Importing Cars and Spare Parts (LLC)	186,532
1047	Al-Basha Engineering Company for Importing Heavy Machinery Spare Parts and Maintenance	186,250
1048	Anwar Madinat Misrata Company for Importing Electrical Appliances, Equipment, and Spare Parts	186,020
1049	Al-Sahl Al-Jadeed Company for Importing Means of Transport and Accessories	185,978
1050	Al-Jabal Company for Importing Cleaning Materials	185,325
1051	Jabal Akakus Company for Furniture Manufacturing	184,649
1052	Al-Nawafidh Al-Asriya Company for PVC and Aluminum Industry	184,000

1053	Abyat Al-Mutawassit Company for Importing Building Materials, Sanitary Ware and Accessories	184,000
1054	Al-Lu'lu'a Company for Importing Perfumes and Cosmetics	182,480
1055	Al-Mazan Company for Importing Foodstuffs, Livestock and Meat	181,610
1056	Aghadir Al-Alam Company for Importing Cleaning Materials, Cosmetics and Scrap	180,542
1057	Al-Talaq Al-Bahir Company for Importing Electronics, Household and Electrical Appliances and Accessories	180,306
1058	Ansam Al-Asima Company for Importing Livestock and Meat	177,500
1059	Al-Nassajoon Al-Libyoon Company for Carpet and Rug Manufacturing	177,498
1060	Al-Hasad Company for Poultry Farming, Agricultural and Animal Production	177,097
1061	Bin Faraj Company for Importing Tires and Batteries	176,755
1062	Al-Salamah Al-Mihniya Company for Importing Occupational Safety Equipment, Road and Environmental Supplies	173,728
1063	Haiti International Company for Importing Medicines, Medical Equipment and Supplies	173,020
1064	Al-Jazeera Al-Kubra Company for Aluminum and Plastic Window Industry	172,518
1065	Hadid Al-Binaa Al-Mutatawira Company for Importing Building Materials and Sanitary Ware	170,796
1066	Sila Company for Telecommunications and Information Technology	170,600
1067	Al-Sidara Company for Manufacturing, Packaging and Processing Foodstuffs, Legumes, Nuts and Coffee	169,876
1068	Sumood Al-Abraj Company for Importing Building Materials, Sanitary Ware and Accessories	168,823
1069	Bouzlouf Company for Importing Furniture	167,640
1070	Al-Rasikha Company for Importing Building Materials, Sanitary Ware and Accessories	165,600
1071	Nawa Al-Nakhla Company for Importing Foodstuffs, Livestock, Meat and Dairy Derivatives	163,800
1072	Al-Mabrouka Company for Importing Foodstuffs	162,000
1073	Maysan Company for Food Industries	162,000
1074	Musk Al-Ghaba Company for Importing Foodstuffs and Livestock	161,529
1075	Al-Buraq International Company for Importing Means of Transport, Oils and Accessories	161,057
1076	Al-Haditha Company for Importing Foodstuffs	159,629
1077	Hamel Al-Musk Company for Manufacturing Perfumes, Incense and Essential Oils	158,000
1078	Al-Ittar Al-Hadith Company for Importing Cars and Spare Parts	156,584
1079	Asal Al-Naqaa Company for Importing Beekeeping Equipment and Supplies	156,000
1080	Al-Andalus Company for Refrigerator Industry	155,815
1081	Asas International Company for Importing Cosmetics, Scrap and Cleaning Materials	155,580
1082	Al-Rounaq Factory for Wood Industries	155,071
1083	Al-Wisal Al-Muttahida Company for Importing Building Materials, Sanitary Ware and Accessories	153,095
1084	Al-Rawi Company for Importing Agricultural Machinery, Supplies and Spare Parts	152,759

1085	Al-Murooj Al-Samiya Company for Importing Medicines, Medical Equipment, and Mother and Child Supplies	152,117
1086	Al-Dafniya Al-Haditha Company for Iron Industries	151,800
1087	Al-Sunbula Al-Muttahida Al-Oula Company for Importing Foodstuffs	150,500
1088	Al-Muthallath Company for PVC and Aluminum Industry	150,296
1089	Bayt Al-Rahma Company for Importing Building Materials	150,000
1090	Dari Company for Importing Electrical Appliances, Equipment, Spare Parts and Electronics	148,063
1091	Suhul Al-Qardhabiya Company for Importing Foodstuffs	147,840
1092	Tiba Company for Importing Means of Transport, Spare Parts, Oils and Tires	147,140
1093	Matla Al-Fajr Group for Importing Foodstuffs, Fruits, Vegetables and Meat	147,131
1094	Al-Suroor Company for PVC and Aluminum Industry	145,775
1095	Al-Hawafer Al-Dhahabiya Company for Importing Agricultural Machinery and Spare Parts	145,563
1096	Zallouza Company for Importing Foodstuffs	145,530
1097	Dealy Company for Importing Building Materials, Sanitary Ware and Accessories	145,434
1098	Babil Al-Khair Company for Importing Foodstuffs, Fruits and Meat	145,371
1099	Kayan Al-Asima Company for Importing Workshop Equipment	145,090
1100	Aiwan Al-Mustaqbal Company for Agricultural and Animal Investment	145,000
1101	Yashfin International Company for Importing Medicines and Veterinary Vaccines	144,731
1102	Verona Company for Importing Foodstuffs, Livestock, and Meat	144,000
1103	Thamar Company for Importing Foodstuffs	143,580
1104	Safinat al-Ghazal Company for Importing Foodstuffs	143,400
1105	Al-Naseem Company for Importing Household Appliances and Electronics	142,191
1106	Sadeem International Company for Importing Foodstuffs, Livestock, and Meat	141,702
1107	Tethrit Company for Importing Household Appliances and Electronics and Spare Parts	140,862
1108	Al-Yarmouk Modern Factory for Aluminum and PVC Production	140,420
1109	Al-Noor Al-Haditha Company for Importing Foodstuffs	140,400
1110	Al-Rowad International Factory for Clothing Manufacturing	138,500
1111	Midrar Company for General Contracting and Real Estate Investment	138,137
1112	Al-Nadawa Company for Importing Medicines and Medical Equipment	138,118
1113	Burqa Al-Haditha Company for Importing Transport Vehicles and Accessories	136,372
1114	Medical Solutions Company for Importing Medical Equipment and Laboratory Supplies	135,448
1115	Al-Ashum Al-Thalatha Company for Importing Foodstuffs, Livestock, and Meat	135,200
1116	Al-Mazan Company for Importing Matches and Accessories	135,000
1117	Al-Inara Al-Bayda Company for Importing Household Appliances, Electronics, and Spare Parts	134,850
1118	Taleen Company for Aluminum, Steel, and Glass Production Ltd.	133,157
1119	Al-Miza Al-Alamiya Company for Importing Building Materials	132,780

1120	Al-Rifaqah Company for Importing Building and Sanitary Materials	131,640
1121	Atlas International Company for Importing Medicines and Medical Equipment	131,628
1122	National Date Palm Company for Importing Foodstuffs, Livestock, and Meat	131,125
1123	Libyan Hope Company for Importing Raw Materials	130,095
1124	Al-Afdal Foodstuff Company for Importing Foodstuffs Ltd.	130,071
1125	Madinati Al-Dhahabiya Company for Aluminum and PVC Production	130,000
1126	Rakza Company for Importing Appliances, Electrical Materials, Electronics, and Spare Parts	129,810
1127	Bab Africa Al-Jadeeda Company for Food Industries	129,407
1128	Al-Qaida Al-Salba Company for General Contracting and Real Estate Investment	129,000
1129	Titan Company for Building Equipment and Technical Works	129,000
1130	Tibat Libya International Company for Importing Foodstuffs, Livestock, and Meat	128,840
1131	Oras Company for Importing Furniture	128,328
1132	Future Trade Company for Importing Foodstuffs	126,060
1133	Obour Company for Joint-Stock Electronic Payment Solutions	125,884
1134	Al-Tadhamun Al-Jadeed Company for Importing Medical Equipment	125,577
1135	Al-Qubtan Company for Packaging Materials and Food Packaging Industry	125,400
1136	Al-Kouf Company for Importing Electrical Appliances, Electronics, and Accessories	125,000
1137	Al-Samaha Company for Leather Goods and Plastics Manufacturing	124,484
1138	Al-Ataa Company for Cardboard and Plastics Manufacturing	124,000
1139	Al-Ikhwa Al-Mutalaqun Al-Awal Company for Importing Foodstuffs	122,340
1140	Essam and Partners Company for Coffee Production	121,957
1141	Khazafiya Company for Importing Building and Sanitary Materials	120,748
1142	Sabratha Al-Iwaiya Joint-Stock Clinic Company	118,815
1143	Al-Mutajaded Company for Importing Home and Office Furniture	117,960
1144	Al-Fairuz Joint-Stock Company for Importing Foodstuffs	117,618
1145	Al-Tafawuq Company for Importing Medical Equipment and Supplies	117,245
1146	Al-Tanmiya Al-Fa'ala Al-Jadeeda Company for Importing Building and Sanitary Materials	115,952
1147	Jawharat Al-Sahel Al-Libiya Company for Importing Foodstuffs, Livestock, and Meat	115,936
1148	Qimat Al-Jabal Company for Importing Perfumes, Cosmetics, and Beauty Products	114,853
1149	Al-Anis Company for Importing Cosmetics	114,144
1150	Aslak Company for Importing Electrical and Household Appliances and Spare Parts	113,755
1151	Sarwah Company for Importing Foodstuffs, Livestock, and Meat	112,760
1152	Ein Al-Marmar Company for Importing Furniture and Accessories	111,665
1153	Awal Libya Company for Importing Heavy Equipment, Supplies, and Factory Equipment	111,353
1154	Al-Amir Al-Saghir Company for Importing Clothes, Textiles, and Leather Goods	110,016
1155	Athmar Company for Importing Agricultural Machinery, Supplies, and Spare Parts	109,480

1156	Modern Development Company for PVC and Profile Pipes Production	109,060
1157	Marmar Libya Company for Importing Foodstuffs	106,859
1158	Qatouf Company for Importing Building and Sanitary Materials	105,919
1159	Sakhrat Ghat Company for Importing Building and Sanitary Materials and Accessories	103,815
1160	Al-Mithali Al-Hadith Company for Importing Electrical and Household Appliances and Spare Parts	103,480
1161	Annaba International Company for Importing Foodstuffs, Livestock, and Meat	103,200
1162	Narenj Company for Importing Foodstuffs, Livestock, and Meat	102,975
1163	Zaytounat Al-Sahel Company for Importing Foodstuffs	102,819
1164	Al-Mutaqadima Company for Importing Agricultural Supplies and Veterinary Medicines	102,532
1165	Al-Usul Al-Da'ima Company for Importing Carpets, Rugs, and Furniture	102,330
1166	Nezak Al-l'mar Company for Importing Building and Sanitary Materials	101,992
1167	Al-Atar Company for Importing Transport Vehicles and Accessories	101,700
1168	Al-Safaa Al-Awal Company for Importing Cosmetics, Sundries, and Cleaning Materials	100,776
1169	Zahrat Al-Kauthar Company for Importing Electrical Appliances and Materials	100,100
1170	Libyan Store Company for Importing Sundries and Cosmetics	99,674
1171	Aryaf Al-Mutawasit Company for Trailer Manufacturing	98,372
1172	Al-Asl Al-Ghadhai Al-Thabit Company for Importing Foodstuffs, Livestock, Meat, and Electronics	98,040
1173	Al-Sharyan Al-Zira'i Company for Importing Foodstuffs	97,187
1174	Al-Quwa Al-Zarqa Company for Importing Welding Supplies and Workshop Equipment	96,443
1175	Al-Rafraf Company for Importing Elevators, Ladders, and Spare Parts	95,000
1176	Al-Imtiyaz Company for Importing Cleaning Materials	94,276
1177	Andalusia Home Company for Importing Furniture	94,000
1178	Al-Alam Al-Muttahida Company for Technical Systems	93,600
1179	Al-Tahakum Al-Fanni Company for PVC and Aluminum Production	93,520
1180	Florina Company for Importing Cosmetics, Sundries, and Cleaning Materials	93,170
1181	Al-Ma'ida Al-Tayyiba Company for Importing Foodstuffs, Livestock, and Meat	92,575
1182	Al-Majdoub Factory for Manufacturing Car Exhaust Parts	91,250
1183	Jawharat Qarji Company for Importing Foodstuffs, Livestock, and Meat	90,512
1184	Al-Alama Company for Importing Medicines, Medical Preparations, and Baby Supplies	90,121
1185	Al-Najma Al-Ula Company for Importing Restaurant, Hotel, and Cafe Equipment	90,000
1186	Al-Manakh Al-Sharqi Company for Importing Foodstuffs	89,738
1187	Nawasi Al-Ridha Company for Importing Foodstuffs	89,394
1188	Bashaer Al-Amal Company for Importing Building Materials	89,311
1189	Al-Miras Al-Wataniya Company for Importing Books and Stationery	89,058
1190	Al-Yaqeen Al-Mumayaz Company for Importing Foodstuffs, Livestock, Meat, Vegetables, and Fresh Fruits	87,608
1191	Al-Adghal Company for Importing Fodder, Agricultural Supplies, and Spare Parts	87,202

1192	Al-Mahari Group Company for Importing Appliances and Electrical Materials	86,570
1193	Al-Fahd Al-Ustouri Company for Importing Foodstuffs, Livestock, and Meat	86,171
1194	Al-Azima Company for Importing Foodstuffs	86,136
1195	Al-Lamsa Al-Akheera Factory for Wood Furniture Manufacturing	84,672
1196	Al-Rowad Factory for Aluminum and PVC Production	84,643
1197	Kanzak Libya Company for Importing Building and Sanitary Materials and Accessories	84,300
1198	Al-Azm Company for Importing Building Materials	83,220
1199	Beta Polymer Company for Chemical Industries	82,517
1200	Al-Salab Factory for Corrugated Sheet Metal Production	79,180
1201	Al-Haj International Company for the Manufacture of Doors, Windows, and Decor Supplies	78,065
1202	Granada International Company for Foodstuff, Livestock, and Meat Import	77,625
1203	Al-Joud Al-Haditha International Company for Foodstuff, Livestock, and Meat Import	76,950
1204	Al-Mustaqbal Al-Mudhee Company for Electric Power	76,696
1205	Wadi Nalut Company for Bottling Water, Beverages, and Foodstuff	76,275
1206	Al-Khaleej Al-Sharqi Company for Medical Equipment, Medicine, and Medical Supplies Import	75,632
1207	Ghidaa Company for Chemical Materials Import	75,322
1208	Al-Sharq Company for Electric Appliances, Non-Electric Appliances, and Spare Parts Import	74,519
1209	Al-Masar International Company for Clothes, Textiles, and Leather Products Import	73,920
1210	Beit Al-Salam Al-Haditha Company for Electric Appliances, Home Electronics, and Spare Parts Import	72,677
1211	Surooj Al-Ma'rifa Company for Educational Services	72,600
1212	Al-Qalaa Company for Soap and Cleaning Materials Manufacturing (JSC)	72,352
1213	Africana Company for Foodstuff Import	72,184
1214	Al-Aman Al-Mutamazin Company for Tires and Batteries Import	71,848
1215	Al-Rouya Al-Sati'a Company for Sanitary Ware Import	71,615
1216	Najah Kimiya Company for Cleaning Materials Manufacturing	71,375
1217	Azdu Company for Medical Equipment, Medicine, and Mother & Child Supplies Import	71,305
1218	Al-Ajniha Al-Mutaliqa Company for Electric Appliances Import	71,280
1219	Bin Suleiman Company for Carpets and Furniture Import	70,032
1220	Al-Rafqa Company for Electric Appliances, Non-Electric Appliances, and Spare Parts Import	69,745
1221	Al-Assami Factory for Paint Manufacturing	69,743
1222	Al-Ayadi Company for Building Materials Manufacturing	69,687
1223	Al-Wukala Company for Car Import and Spare Parts	69,336
1224	Acacus Libya Company for Electromechanical Services	69,000
1225	Bir Lyas Company for Agricultural Machinery, Equipment, and Spare Parts Import	68,531
1226	Namas Company for Marble and Granite Manufacturing	67,800
1227	Al-Mutahida Al-Jadida Company for Car Import and Spare Parts	67,768

1228	Al-Kafaa Al-Alamiya Company for Transport Vehicles and Accessories Import	67,616
1229	Faras Al-Mithaliya Company for Heavy Equipment, Machinery, and Factory Equipment Import	67,221
1230	Al-Binaa Al-Rasikh Company for Building Materials, Sanitary Ware, and Accessories Import	66,818
1231	Abnaa Al-Mukhtar Company for Building Materials, Sanitary Ware, and Accessories Import	66,800
1232	Al-Mutawakkil Company for Doors and Windows Manufacturing	66,356
1233	Al-Haj Al-Alamiya Company for Cooler Manufacturing	66,347
1234	Al-Nawras Company for Foodstuff Import	65,000
1235	Ghanimat Al-Gharbiya Company for Mills, Feed, and Grain Grinding	63,600
1236	Al-Nabil Company for Wood Industries and Decor	63,440
1237	Bayta Al-Dawaiya Al-Oula Company for Medicine, Medical Supplies, and Medical Equipment Import	63,000
1238	Al-Unfwan Company for Foodstuff, Livestock, and Meat Import	62,828
1239	Madawin Al-Halba Company for Medical Equipment and Mother & Child Supplies Import	61,801
1240	Al-Khair Al-Amim Company for Agricultural Machinery, Equipment, and Spare Parts Import	61,718
1241	Zad Al-Aseel Company for Foodstuff, Dairy, and Meat Import	61,488
1242	Namat Al-Madina Company for Information Technology	61,087
1243	Al-Aman Al-Dawliya Group for Medicine and Medical Equipment Import	60,958
1244	Al-Khutoot Al-Mimariya Company for Building Materials, Sanitary Ware, and Accessories Import	60,778
1245	Marathon Benghazi Company for Clothes, Shoes, and Medical Import	60,455
1246	Al-Waha Al-Jadida Company for Foodstuff Import	60,000
1247	Al-Libiya Al-Asriya Company for Medicine, Medical Supplies, and Mother & Child Supplies Import	59,691
1248	Sabah Al-Hana Company for Foodstuff, Livestock, and Meat Import	59,626
1249	Adhwaa Al-Khaleej Company for Agricultural Supplies and Veterinary Medicine Import	58,678
1250	Al-Maham Company for Foodstuff Import	58,090
1251	Al-Marjan International Company for Foodstuff Import	57,250
1252	Al-Itqan Company for Aluminum and PVC Manufacturing	56,643
1253	Al-Adhwaa Company for Building Materials, Sanitary Ware, and Accessories Import	56,250
1254	Al-Nawras Company for Electromechanical Works (LLC)	56,112
1255	Wadi Al-Namaa Company for Agricultural Machinery, Equipment, and Spare Parts Import	56,056
1256	Burj Tarabulus Company for Aluminum and Suspended Ceilings Import	55,070
1257	Al-Manar Company for Food Industries	54,788
1258	Al-Zarrouq Company for Building Materials Import	54,719
1259	Salat Al-Gidha Company for Foodstuff Import	54,599
1260	Al-Safaa Al-Hadith Company for Building Materials and Sanitary Ware Import	54,231
1261	Al-Alamiya Al-Mutatawira Company for Foodstuff Import	53,734
1262	Al-Mutamayiz Al-Awal Company for Medicine, Medical Equipment, and Mother & Child Supplies Import	53,541

1263	Mazhala Group Company for Cosmetics, Perfumes, and Notions Import	53,376
1264	Al-Hayat Al-Mubtakira Al-Mumayiza Company for Electric and Home Appliances Import	52,452
1265	Qasr Al-Khair Company for Foodstuff, Livestock, and Meat Import	52,125
1266	Qitaf Al-Masiya Company for Iron Industries	51,520
1267	Al-Rashid Al-Muneer Company for Foodstuff, Fresh Fruit, Livestock, and Meat Import	51,447
1268	Alim Al-Ibdah Company for Raw Materials, Paint, and Plastic Container Import	51,040
1269	Sanabil Al-Andalus Company for Foodstuff Import	50,869
1270	Al-Sahari Al-Jadida Company for New Industries	50,000
1271	Al-Waseet Al-Dawli Company for Transport Vehicles and Accessories Import	49,053
1272	Al-Mumtaz Company for Medical Supplies and Equipment Import	48,275
1273	Al-Fanniya Company for Medical Equipment Import	47,866
1274	Al-Taj Al-Masi Company for Building Materials Manufacturing	47,000
1275	Al-Tasmim Al-Asri Company for Door, Window, PVC, Aluminum, and Kitchen Manufacturing	46,445
1276	Al-Manara Company for Transport Vehicles and Accessories Import	46,287
1277	Asl Al-Ikhtisas Company for Transport Vehicles and Accessories Import	42,974
1278	Al-Akshab Al-Malakiya Company for Building Materials, Sanitary Ware, and Accessories Import	42,640
1279	Abwab Al-Fath Company for Stationery and Office Tools Import	41,972
1280	Al-Kafaa Al-Handasiya Al-Jadida Company for Industrial and Electromechanical Services	41,016
1281	Al-Majd Factory for Plastic Bag Manufacturing	41,000
1282	Al-Fawaris Al-Jadida Company for Foodstuff Import	40,748
1283	Miftah Al-Aman Company for Safes, Keys, and Locks Import	40,483
1284	Al-Mat'ah Company for Books and Stationery Import	39,950
1285	Al-Wiam Al-Matin Company for Cleaning Materials, Cosmetics, and Notions Import	39,827
1286	Al-Adiyat Company for Transport Vehicles and Accessories Import	38,827
1287	Al-Jayid Company for Agricultural and Animal Production and Investment	38,000
1288	Al-Oud Al-Tayeb Company for Cosmetics, Notions, and Cleaning Materials Import	37,187
1289	Medica Company for Medicine, Medical Supplies, and Mother & Child Supplies Import	36,104
1290	Al-Sahara Al-Libiya Company for Renewable Energy	36,050
1291	Al-Maydan Company for Foodstuff and Fresh Fruit Import	35,500
1292	Al-Jidara Al-Alamiya Company for Textiles and Carpets Import	35,200
1293	Nahj Al-Istidama Company for Consulting, Studies, and Research	33,350
1294	Andra Company for Cleaning Materials Manufacturing	30,474
1295	Farah Company for Foodstuff Import	30,000
1296	Al-Rubaiya Al-Dawliya Company for Clothes, Textiles, and Leather Products Import	29,884
1297	Al-Ikhtiyar Al-Sahih Company for Furniture Import	29,070
1298	Tobactus Cement Company for Concrete Mix Manufacturing	28,050

1299	Al-Rukn Al-Manzili Company for Home Electronics Import	21,043
1300	Al-Mukhtar Company for Marble and Glass Extraction and Manufacturing, and Minerals	19,311
1301	Al-Marsa Al-Dawliya Company for Cleaning Materials Import	17,060
1302	Al-Muneer Company for Clothes Manufacturing	15,140
1303	Al-Sayf Al-Muhandis Company for Foodstuff, Livestock, and Meat Import	14,272
1304	Al-Tijan Company for Medical Equipment and Dental Supplies Import	14,067
1305	Oea Company for Insurance Brokerage and Reinsurance	13,888
1306	Dawaa Libya Company for Medicine Import	10,130
1307	Al-Mukhtar Insurance Company (JSC)	9,584