Central Bank of Libya

Commercial Banks' Uses of Foreign Exchange

During (1/1 - to 30/09/2026)

Foreign Exchange Expenditures' Movement Analysis

From 1/1 – to 30 /09/2026

The total uses of foreign exchange by banks from 1/1 – to 30/9/2026 recorded to about $**19,341,501,336** compared to $**18,760,468,762** during the same period of 2025, which is an increase of about $**581,032,574**, That is a rise of **3.1**%.

The letters of credit accounted for **52.3%** of total bank uses of foreign exchange, personal purposes accounted for **33.6%** of total bank uses of foreign exchange, then transfers accounted for **13.9%**, while merchant cards constituted a limited percentage of **0.2%** of the total.

The actual banks' uses of foreign exchange for all purposes

" in USD "

Item	From 1/1 to 30/08 of 2025	From 1/1 to 30/09 of 2026	Change in value	Percentage change
Letters of Credit	11,269,044,046	10,113,469,233	-1,155,574,813	-10.3
Transfers	355,583,574	2,681,416,804	2,325,833,230	654.1
Personal uses	7,062,543,566	6,507,616,299	-554,927,267	-7.9
Merchants' cards	73,297,576	38,999,000	-34,298,576	-46.8
Total	**18,760,468,762**	**19,341,501,336**	**581,032,574**	**3.1**

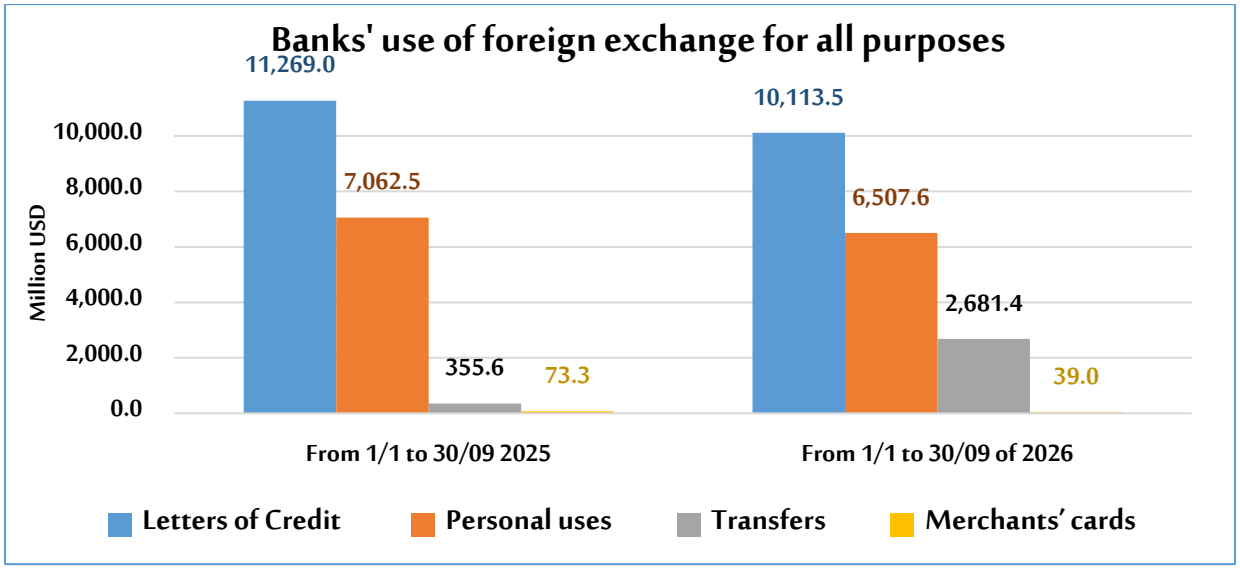

The following is a graph showing the actual uses of foreign currency by banks during the last three year (2021 – 2025):

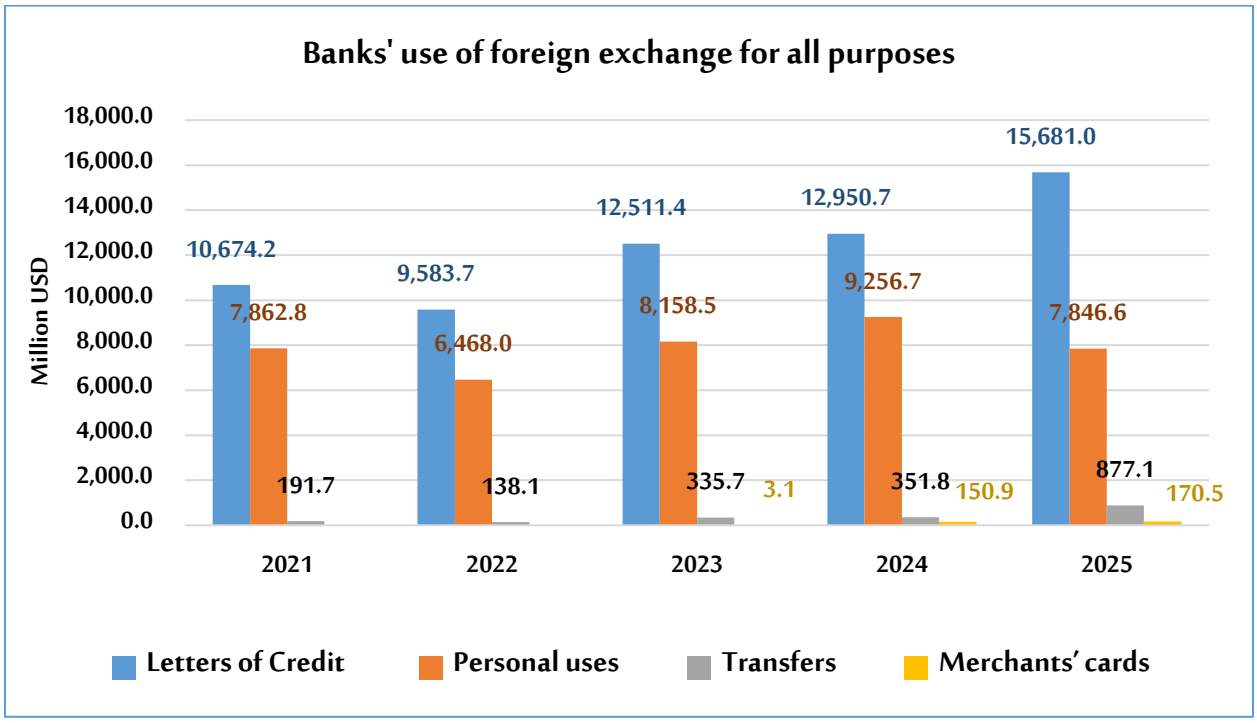

Amounts of foreign currency sold to banks for all purposes during the period from January 1 to September 30, 2026:

As part of monitoring the performance of banks operating in the local market regarding foreign currency utilization, the table below illustrates the distribution of foreign currency sales by commercial banks for the period from January 1 to September 30, 2026.

Based on actual data Jumhouria Bank topped the list of banks with the highest foreign currency usage, ranking first with a market share of 17.35% and a total sales value of approximately $3,356,188,427. Aman Bank for Trade and Investment ranked second with a market share of 10.21% and total sales of approximately $1,973,869,734, while National Commercial Bank came in third with a market share of 8.02% and total sales of approximately $1,552,003,880.

Wahda Bank ranked fourth with sales totaling approximately $1,510,086,492, followed by North Africa Bank in fifth place with total sales of approximately $1,285,043,679. National Union Bank ranked sixth, recording sales of approximately $1,244,173,495.

The remaining banks are ranked according to their relative importance in the utilization of foreign currency as follows: Nuran Bank, Andalus Bank, Libyan Islamic Bank, Yaqeen Bank, Trade and Development Bank, Assaray Trade and Investment Bank, and United Bank for Trade and Investment, alongside the other banks. This is detailed in the table below, which also includes a comparison with the rankings of these banks during the same period of the previous year, 2025.

Ranking of banks according to the total amounts sold of foreign exchange.

Bank	From 1/1 to 30/09 of 2025			From 1/1 to 30/09 of 2026		
	Order	Value in USD	Market Share	Order	Value in USD	Market Share
Jumhouria Bank	3	1,743,106,568	%9.29	1	3,356,188,427	%17.35
Aman Bank for Trade and Investment	1	3,254,625,725	%17.35	2	1,973,869,734	%10.21
National Commercial Bank	2	2,289,308,759	%12.20	3	1,552,003,880	%8.02
Wahda Bank	4	1,610,571,105	%8.58	4	1,510,086,492	%7.81
North African Bank	7	1,020,227,240	%5.44	5	1,285,043,679	%6.64
National Union Bank	19	162,336,059	%0.87	6	1,244,173,495	%6.43
Nuran Bank	6	1,054,661,265	%5.62	7	1,219,880,269	%6.31
Andalus Bank	13	603,225,340	%3.22	8	999,412,385	%5.17
Libyan Islamic Bank	9	893,807,176	%4.76	9	932,372,030	%4.82
Yaqeen Bank	12	613,847,402	%3.27	10	818,829,998	%4.23
Bank of Commerce and Development	10	842,298,411	%4.49	11	651,104,885	%3.37
Assaray Trade and Investment Bank	8	911,917,708	%4.86	12	604,851,140	%3.13
United Bank for Commerce and Investment	5	1,059,572,926	%5.65	13	557,895,011	%2.88
Sahara Bank	11	768,417,468	%4.10	14	510,777,983	%2.64
First Gulf Libyan Bank	14	434,500,067	%2.32	15	474,628,730	%2.45
Alwaha Bank	18	178,853,210	%0.95	16	465,124,683	%2.40
Mediterranean Bank	17	270,484,605	%1.44	17	372,619,082	%1.93
Tadhamon Bank	16	372,021,004	%1.98	18	329,435,131	%1.70
Arab Investment Islamic Bank	20	153,474,165	%0.82	19	137,066,077	%0.71
Libyan Foreign Bank	21	88,468,188	%0.47	20	134,709,010	%0.70
Alwafa Bank	15	424,250,527	%2.26	21	124,856,066	%0.65
Daman Islamic Bank	-	-	-	22	51,385,550	%0.27
Islamic Finance Bank	22	10,493,847	%0.06	23	28,639,282	%0.15
Al Seraj Islamic Bank	-	-	-	24	6,548,314	%0.03
Total		**18,760,468,762**	**%100.00**		**19,341,501,336**	**%100.00**

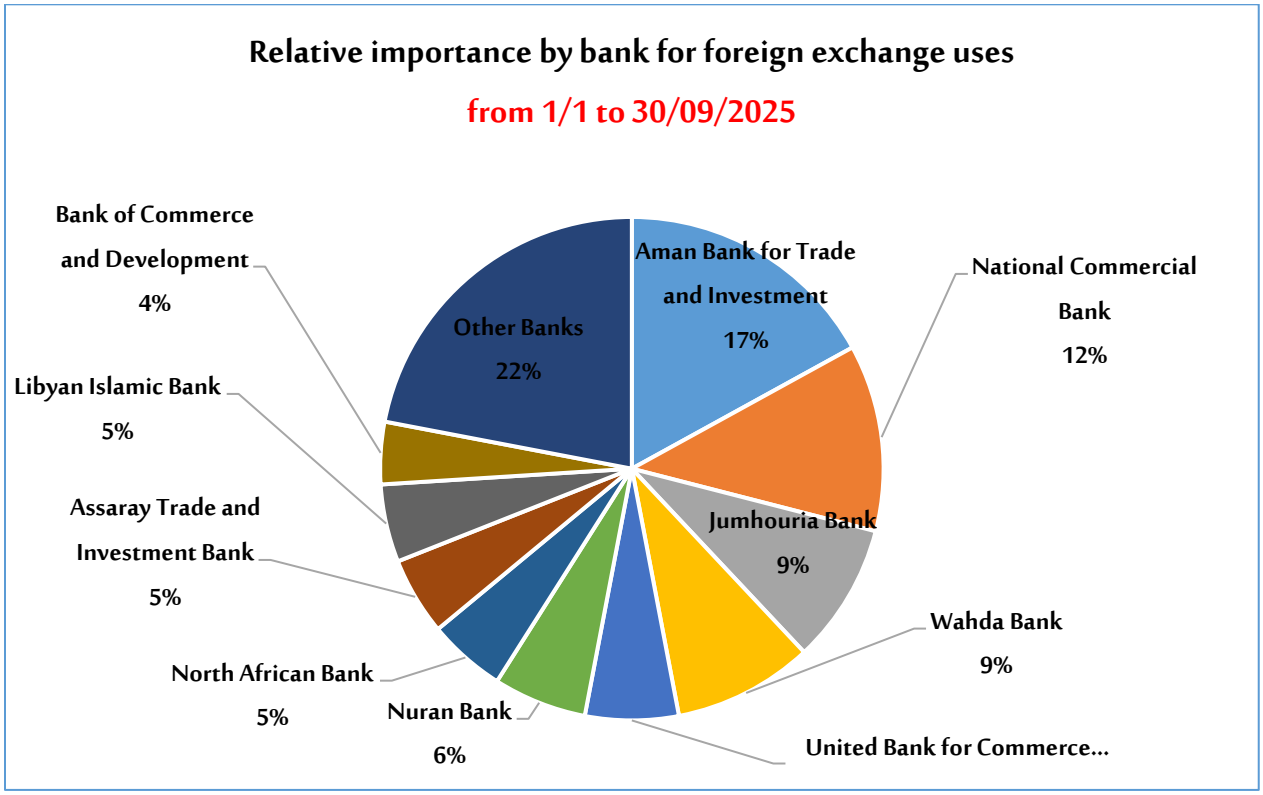
Relative importance by bank for foreign exchange uses
from 1/1 to 30/09/2025
Aman Bank for Trade and Investment 17%
National Commercial Bank 12%
Jumhouria Bank 9%
Wahda Bank 9%
United Bank for Commerce...
Nuran Bank 6%
North African Bank 5%
Assaray Trade and Investment Bank 5%
Libyan Islamic Bank 5%
Bank of Commerce and Development 4%
Other Banks 22%

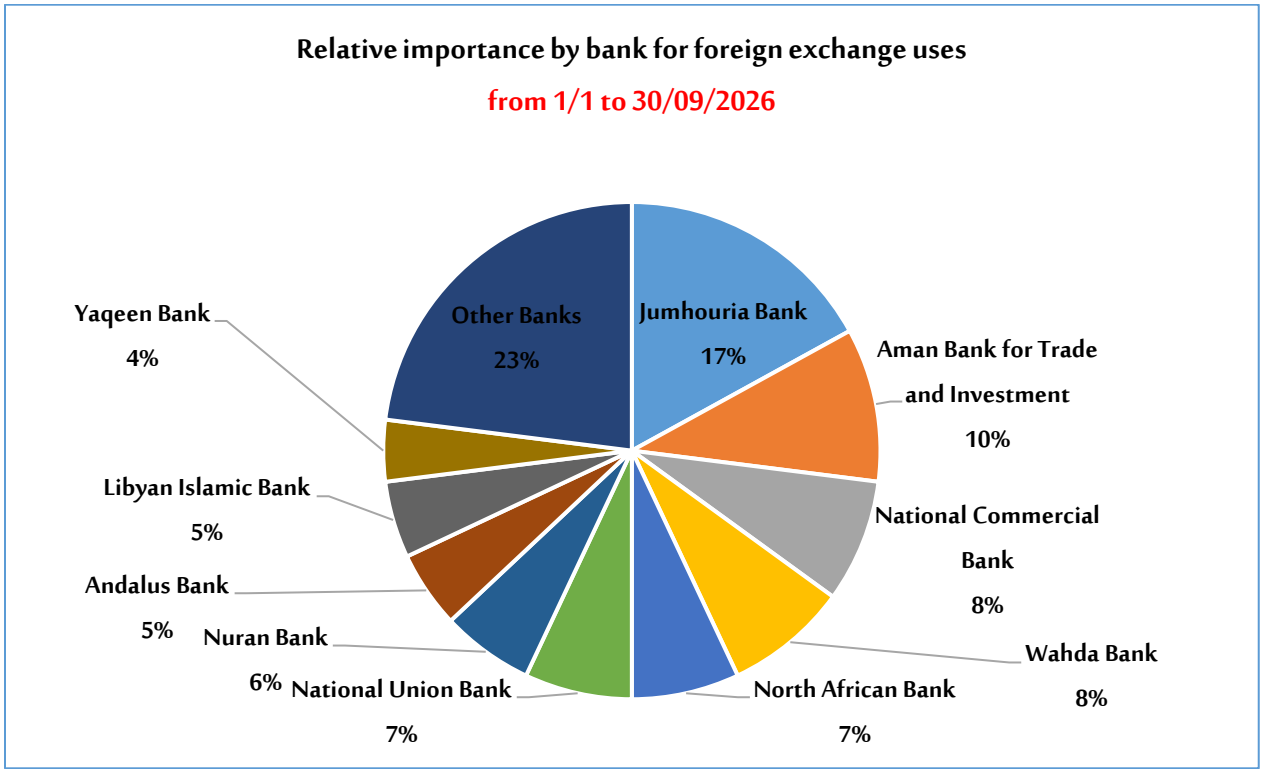
Relative importance by bank for foreign exchange uses
from 1/1 to 30/09/2026
Jumhouria Bank 17%
Aman Bank for Trade and Investment 10%
National Commercial Bank 8%
Wahda Bank 8%
North African Bank 7%
National Union Bank 7%
Nuran Bank 6%
Andalus Bank 5%
Libyan Islamic Bank 5%
Yaqeen Bank 4%
Other Banks 23%

Research & Statistic Department

Amounts sold to banks in foreign currency (according to the purpose)

"In Millions of USD"

Order	Bank	Letters of Credit		Miscellaneous Transfers		Personal Purposes		Merchants' cards	
		From 1/1 to 30/09 of 2025	From 1/1 to 30/09 of 2026	From 1/1 to 30/09 of 2025	From 1/1 to 30/09 of 2026	From 1/1 to 30/09 of 2025	From 1/1 to 30/09 of 2026	From 1/1 to 30/09 of 2025	From 1/1 to 30/09 of 2026
-1	Jumhouria Bank	1,170,677,279	2,859,245,887	1,202,588	3,280,385	571,226,700	492,812,155	0	850,000
-2	Aman Bank for Trade and Investment	1,016,869,948	239,283,531	5,142,577	30,418,305	2,195,084,200	1,687,117,898	37,529,000	17,050,000
-3	National Commercial Bank	1,312,518,302	682,073,445	958,057	137,617,935	972,732,400	732,212,500	3,100,000	100,000
-4	Wahda Bank	996,425,671	49,435,668	119,507,533	1,038,925,182	494,637,900	421,525,642	0	200,000
-5	North African Bank	668,675,489	247,522,099	13,241,750	6,564,399	335,390,000	1,028,962,181	2,920,000	1,995,000
-6	National Union Bank	161,188,559	116,729,954	0	1,109,328,542	1,147,500	18,115,000	0	0
-7	Nuran Bank	729,753,779	873,455,286	3,341,760	37,632,497	307,873,350	302,831,985	13,692,376	5,960,500
-8	Andalus Bank	482,871,340	882,258,489	4,000,000	3,568,670	116,354,000	113,585,226	0	0
-9	Libyan Islamic Bank	637,575,890	728,274,817	3,289,444	17,657,132	249,757,641	179,936,081	3,184,200	6,504,000
-10	Yaqeen Bank	387,366,082	576,446,177	10,968,744	47,709,521	213,594,075	193,132,300	1,918,500	1,542,000
-11	Bank of Commerce and Development	334,724,953	210,304,950	42,736,358	43,865,235	464,179,100	396,634,700	658,000	300,000
-12	Assaray Trade and Investment Bank	828,660,237	527,934,579	18,570,871	27,606,653	61,101,100	47,862,408	3,585,500	1,447,500
-13	United Bank for Commerce and Investment	561,722,626	337,074,411	0	0	494,450,300	219,170,600	3,400,000	1,650,000
-14	Sahara Bank	465,379,223	202,854,017	25,367,145	54,658,237	277,371,100	253,065,730	300,000	200,000
-15	First Gulf Libyan Bank	425,374,680	417,775,224	8,555,487	56,837,606	569,900	15,900	0	0
-16	Alwaha Bank	94,134,345	413,049,463	7,365	9,873,328	84,711,500	42,201,893	0	0
-17	Mediterranean Bank	115,413,905	63,188,700	755,000	5,196,182	151,305,700	303,084,200	3,010,000	1,150,000
-18	Tadhamon Bank	309,890,304	266,959,231	0	0	62,130,700	62,425,900	0	50,000
-19	Arab Investment Islamic Bank	151,086,087	130,115,614	2,274,778	2,942,464	113,300	4,008,000	0	0
-20	Libyan Foreign Bank	79,655,088	124,805,190	0	3,720,821	8,813,100	6,183,000	0	0
-21	Alwafa Bank	328,586,411	84,260,654	95,664,116	40,595,411	0	0	0	0
-22	Daman Islamic Bank	-	48,874,007	-	650,543	-	1,861,000	-	0
-23	Islamic Finance Bank	10,493,847	27,876,189	0	701,094	0	62,000	0	0
-24	Al Seraj Islamic Bank	-	3,671,651	-	2,066,664	-	810,000	-	0
	Total Grand	**11,269,044,046**	**10,113,469,233**	**355,583,574**	**2,681,416,804**	**7,062,543,566**	**6,507,616,299**	**73,297,576**	**38,999,000**

Accepted banks' requests to cover Letters of Credit and transfers, except for personal purposes, from 1/1 – to 30/09/2026:

As part of monitoring the demand for foreign currency through commercial banks, the number of beneficiaries including (**companies, factories, public entities, various other organizations, and foreign individuals**) whose applications were accepted to cover documentary credits and various transfers (excluding personal purposes) between January 1 and September 30, 2026, totaled **3,078 entities**, with an aggregate of **13,388** accepted applications.

Letters accounted for the largest share of these requests, totaling **11,715 applications**, representing approximately **87.5**% of the total accepted applications, as detailed in the following tables:

Number of accepted applications for foreign exchange purchase - by sectors

Sectors	Number of companies, factories, or entities
Private Sector	2,971
Public Sector	49
Miscellaneous Entities	58
Total	**3,078**

Number of accepted applications for foreign exchange purchases by – According to the type of transfer and sector

Transfer type	Number of requests			Total	Relative Importance %
	Private Sector	Public Sector	Banking Sector		
Letters of Credit	11,541	169	5	11,715	%87.50
Airlines Transfers	1,022	47	27	1,096	%8.19
Commercial Transfers	74	101	19	194	%1.45
Other Transfers	33	47	154	234	%1.75
Insurance Transfers	44	43	0	87	%0.65
Salary Transfers	0	0	45	45	%0.34
Industrial Transfers	3	14	0	17	%0.13
Total	12,717	421	250	13,388	%100.00

Purchase Orders for Goods or Services

An analysis of private sector requests for foreign currency submitted via commercial bank reveals that, as of the end of September 2026, requests for letters of credit to import Miscellaneous Food Commodities topped the list of approved applications. These requests exceeded US$ 2.6 billion, representing a 23.7% share of the total. Requests for the import of production and operation supplies ranked second, exceeding US$ 1.9 billion and accounting for approximately 17.4% of the total.

The following table outlines the top ten commodity and service categories based on the value of approved foreign currency purchase requests during the specified period.

Major purchase orders for goods or services

During the period (1/1 – 30/09/2026)

"Descending order"

Order.	Good or Service	Value in USD	Relative Importance %
1	Miscellaneous Food Commodities	2,602,286,426	23.7%
2	Production and Operation Supplies	1,908,176,918	17.4%
3	Building Materials and Construction Supplies	1,100,616,644	10.0%
4	Human Medicines	781,494,400	7.1%
5	Machinery and Equipment	634,241,718	5.8%
6	Transportation, tires, batteries and spare parts	621,870,904	5.7%
7	Feeds	551,221,913	5.0%
8	Electronic Equipment	485,976,103	4.4%
9	Live and frozen meat	285,094,869	2.6%
10	Agricultural	284,514,276	2.6%

Banks' requests for letters of credit and transfers

(According to the main countries of origin of the goods or services)

The The table below illustrates the distribution of accepted foreign currency purchase requests from the private sector processed trough commercial banks ategorized by the country of origin of the goods or services during the period from January 1 to September 30, 2026. The data indicates that Turkey topped the list of supplier nations, with goods and services of Turkish origin accounting for 20.8% of the total accepted requests during the specified period.

China ranked second with 16.1%, followed by Egypt (10.9%) and Italy (4.6%), while the Russian Federation ranked fifth, accounting for 4.5% of the total accepted requests.

The following table presents the top ten countries out of a total of 101 serving as the origin for the goods or services covered by the accepted foreign currency purchase requests during the period under analysis.

Banks' requests for letters of credit and transfers

(According to the main countries of origin of the goods or services)

During (1/1 – 30/09/2026)

Order.	Beneficiary Country	Value in USD	Relative Importance %
1	Türkiye	2,280,882,588	20.8%
2	China	1,772,302,517	16.1%
3	Egypt	1,200,158,396	10.9%
4	Italy	506,184,739	4.6%
5	Russian Federation	491,422,522	4.5%
6	Germany	406,320,253	3.7%
7	India	383,079,038	3.5%
8	Tunisia	352,430,644	3.2%
9	Ukraine	323,135,422	2.9%
10	Brazil	297,201,657	2.7%

Private sector requests from banks to cover letters of credit and transfers

(According to the most important beneficiary countries)

The The table below illustrates the distribution of approved foreign currency purchase requests from the private sector processed trough commercial banks by beneficiary country for the period from January 1 to September 30, 2026. The data indicates that the United Arab Emirates topped the list of beneficiary countries, accounting for approximately 23.1% of the total value of goods and services supplied during the specified period.

Türkiye ranked second with 18.8%, followed by Egypt (10.0%) and China (7.4%), while Switzerland ranked fifth, accounting for 6.4% of the total.

The following table presents the top ten beneficiary countries out of a total of 90 to which payments were remitted for the goods and services supplied under the approved foreign currency purchase requests during the period under analysis.

Private sector requests through banks to cover letters of credit and transfers

(According to the most important beneficiary countries)

During (1/1 – 30/09/2026)

Order.	Beneficiary Country	Value in USD	Relative Importance %
1	United Arab Emirates	2,531,641,892	23.1%
2	Türkiye	2,069,635,259	18.8%
3	Egypt	1,094,903,688	10.0%
4	China	810,550,525	7.4%
5	Switzerland	704,187,942	6.4%
6	Italy	527,829,563	4.8%
7	Tunisia	371,199,661	3.4%
8	United Kingdom	287,464,298	2.6%
9	Hong Kong S.A.R.	185,799,492	1.7%
10	Spain	174,512,773	1.6%

Foreign currency purchase requests by major suppliers of goods or services – Private Sector

The The number of private sector companies and factories whose requests for foreign currency processed through commercial banks to cover letters of credit and other transferswere approved totaled 2,971 during the period from January 1 through the end of September 2026.

The following table lists the top 20 private sector companies and factories based on the value of approved foreign currency purchase requests during the aforementioned period, intended to finance the import of various goods and services.

Purchase orders by top 20 companies - Private sector

During the period (1/1 - until 31/08/2026)

"Descending order"

Order.	Good or Service	Value in USD
1	Al-Naseem Food Industries Company	131,333,792
2	Africa Beverage Bottling Company	100,233,595
3	Sama Al-Haqool Company for Mills and Animal Feed	84,523,743
4	Al-Bareeq Al-Awwal Company for Building Materials, Refractory Bricks, Cement, and Derivatives	77,642,980
5	Al-Imtiaz Group Company for Importing Various Transport Vehicles and Accessories	74,288,274
6	Al-Jayyid Company for Importing Foodstuffs	72,301,868
7	Mawarid Al-Rabie Company for Food Industries, Mills, Animal Feed, and Rice Milling	69,553,012
8	Al-Hazzaz Company for Tourism Services and Investment	68,400,000
9	Toyota Libya Company (J.S.C.) for Automotive and Spare Parts Trading	66,177,406
10	Al-Masboubat Company for Building Materials Manufacturing	63,166,730
11	Sahabat Al-Rabie Company for Building Materials Manufacturing	62,099,502
12	Fayd Al-Rizq Company for Food Industries	58,837,804
13	Yaqeen Al-Jadeeda Company for Building Materials Manufacturing	58,375,683
14	Al-Raseef Al-Fakhir Company for Building Materials Manufacturing	58,274,213
15	Al-Bunyan Company for Metal Smelting and Rolling	55,102,638
16	Zuhour Tripoli Company for Importing Foodstuffs, Livestock, and Meat	55,079,021

17	Al-Yaqeen Libyan Company for Food Industries, Mills, and Rice Milling	53,250,096
18	Ishbiliya Company for Flour and Animal Feed Manufacturing	52,541,217
19	Libyan Group Company for Mills and Animal Feed	51,330,744
20	Oea International Aviation Company (LLC)	48,619,468

Appendixes

Accepted Coverage Requests
List of all Companies and Factories
During (01/01 - 31/08/2026)

"Descending order"

Order.	Country of origins	Value in USD
1	Al-Naseem Company for Food Industries	119,998,432
2	Africa Beverage Bottling Company	83,499,199
3	Sama Al-Haqool Mills and Fodder Company	72,911,346
4	Al-Hazzaz Services and Tourism Investment Company	68,400,000
5	Al-Imtiaz Group Company for Importing Various Means of Transport and Accessories	65,923,695
6	Al-Masboobat Building Materials Manufacturing Company	58,304,836
7	Al-Jeed Foodstuff Importing Company	57,430,527
8	Al-Raseef Al-Fakhir Building Materials Manufacturing Company	53,403,502
9	Libyan Al-Yaqeen Company for Food Industries, Mills, and Rice Mills	53,250,096
10	Al-Bunyan Metal Smelting and Rolling Company	52,846,638
11	Sahabat Al-Rabea Building Materials Manufacturing Company	52,397,277
12	Toyota Libya Company for Car Trade, Spare Parts, Import, and Export	49,249,606
13	Al-Bariq Al-Awwal Building Materials, Refractory Bricks, Cement, and Derivatives Manufacturing Company	48,050,500
14	Ishbiliya Flour and Fodder Manufacturing Company	47,670,643
15	Sidi Al-Sayeh Complex Company for Food Industries, Mills, and Fodder	47,598,750
16	Daroob Libya Transport Means and Accessories Import Company	47,151,805
17	Libyan Group Mills and Fodder Company	46,303,736
18	Al-Manjal Fodder and Accessories Import Company	46,233,897
19	Zhoor Tripoli Foodstuff, Livestock, and Meat Import Company	45,011,753
20	Mawarid Al-Rabea Food Industries, Mills, Fodder, and Rice Mills Company	44,994,734
21	Yaqeen Al-Jadeeda Building Materials Manufacturing Company	43,764,003
22	Judy Food Industries Company	43,576,298
23	Atyaf Al-Khair Mills and Fodder Company	43,352,625
24	Libyan Al-Namaa General Contracting and Real Estate Investment Company (Subsidiary of Libyan Development and Investment Company)	41,088,843
25	Oya International Airlines LLC	40,154,620
26	Al-Mabrouka Food Industries Company	38,835,308
27	Investment Engineering Industries and Metal Forming Company	38,051,261

28	Al-Jeed Food Industries Company	36,413,128
29	Al-Naeem Mills, Fodder, and Grains Company	36,131,637
30	Al-Marwa Group Mills, Fodder, and Rice Mills Company	35,903,887
31	Firdaws Foodstuff, Livestock, and Meat Import Company	35,792,282
32	Al-Raihan Food Manufacturing Company	35,775,467
33	Jado Al-Khair Foodstuff, Livestock, and Meat Import Company	35,587,538
34	Al-Wissam Al-Dhahabi Flour Manufacturing and Rice Mills Company	35,367,974
35	Slouq Al-Jadeeda Cement and Building Materials Manufacturing Company	34,642,543
36	Jawahir Africa Foodstuff, Livestock, and Meat Import Company	33,366,538
37	Nabd Al-Fuad Medical Equipment Import Company	32,863,162
38	Safana International Fodder Manufacturing Company	32,800,403
39	Al-Maamoura Food Industries, Mills, and Fodder Company	32,645,148
40	Al-Zumarada Al-Dawliya Food Industries, Mills, and Rice Mills Company	32,460,741
41	Berniq Airways	32,254,692
42	Arab Union Fodder Manufacturing and Grain Milling Company	32,228,567
43	Al-Abraj Building Materials, Cement, and Mining Manufacturing Company	31,913,458
44	Al-Jowda Al-Alamiyyah Al-Oula Fodder Manufacturing, Flour Mills, and Food Industries Company	31,864,713
45	Ghalia Foodstuff Import and Distribution Company	31,809,632
46	Al-Najm Al-Sa'ed Heavy Equipment, Supplies, and Spare Parts Import Company	31,589,678
47	Hasad Al-Dar Mills and Fodder Company	31,582,835
48	United Libyan Beverage Bottling Company	31,147,452
49	Modern Development Iron Industries Company	30,574,314
50	Al-Manthar Al-Awwal Fodder Manufacturing and Derivatives Company	30,375,290
51	Basmat Al-Jowda Foodstuff, Livestock, and Meat Import Company	30,341,338
52	Al-Hajj Anwar Foodstuff, Livestock, and Meat Import Company	29,727,885
53	Al-Naja Al-Kabeer Foodstuff, Livestock, and Meat Import Company	29,342,626
54	Sama Mediterranean Airlines	29,295,299
55	Al-Fakhama Group Metal Smelting and Forming Company	29,004,443
56	Fayd Al-Rizq Food Industries Company	28,873,212
57	Al-Mutawassit Fodder Manufacturing Company	28,861,057
58	Rajha International Heavy Machinery, Supplies, and Factory Equipment Import Company	28,717,500
59	Al-Sawahil Al-Dhahabiya Foodstuff Import Company	28,553,304
60	Rahaf Al-Dhahabiya Foodstuff, Livestock, and Meat Import Company	27,978,301
61	Al-Mathaq Al-Tayyib Foodstuff, Livestock, and Meat Import Company	27,213,395
62	Safwat Al-Kham Raw Materials Import Company	26,781,485

63	Naqaa Al-Ma'dan Raw Materials Import Company	26,486,522
64	Sada Al-Imtiaz Foodstuff, Livestock, and Meat Import Company	26,216,200
65	Al-Turab Al-Libyi Foodstuff and Livestock Import Company	26,153,727
66	Al-Mustadama Al-Bahira Foodstuff, Livestock, and Meat Import Company	25,924,090
67	Khairat Al-Jabal Al-Akhdar Fodder and Accessories Import Company	25,484,346
68	Al-Ghidha Al-Sihi Foodstuff Import Company	25,362,426
69	Al-Arabi Al-Momayaz Electrical and Non-Electrical Appliances, Spare Parts, and Electronic Devices Import Company	24,942,089
70	Marsa Al-Andalus Foodstuff, Livestock, and Meat Import Company	24,532,628
71	Naqaa Al-Raheeq Food Industries Company	24,398,826
72	Al-Fakhama Al-Dhahabiya Flour Mills and Fodder Manufacturing Company	24,213,189
73	Fann Al-Matahine Fodder Manufacturing, Rice Mills, and Flour Mills Company	24,176,359
74	Al-Sahil Livestock and Meat Import Company	24,114,621
75	Asas Al-Matin Steel Manufacturing Company	24,067,932
76	Adwaa Africa Foodstuff, Fruits, Livestock, and Meat Import Company	23,799,814
77	Alpha Medicine, Medical Equipment, Preparations, and Mother and Child Supplies Import Company	23,665,919
78	Al-Ma'dan Al-Asli Raw Materials Import Company	23,639,470
79	Tripoli Al-Kubra Tomato Manufacturing, Bottling, and Foodstuff Company	23,492,479
80	Taj Al-Ghidha Al-Awwal Foodstuff, Livestock, and Meat Import Company	23,419,138
81	Al-Nabaa Benghazi Building Materials Manufacturing Company	23,362,747
82	Al-Majd Cranes, Machinery, Heavy Equipment, and Trucks Import Company	22,733,276
83	Al-Sanad Al-Amin Medical Equipment, Medicines, and Preparations Import Company	22,542,157
84	Dar Al-Ne'ma Food Industries Company	22,453,556
85	Al-Majd Industrial Waste Collection and Recycling Company	22,354,318
86	Al-Sadd Mills and Fodder Company	22,333,044
87	Al-Nafidha Al-Sihhiyah Medical Equipment and Supplies Import Company	22,277,390
88	Al-Zahra Foodstuff Import Company	22,220,661
89	Al-Koot Al-Jadeed Heavy Machinery, Supplies, Spare Parts, and Equipment Import Company	21,780,955
90	Alin Diaper and Paper Towel Manufacturing Company	21,514,116
91	Zilal Al-Khaleej Computer Import Company	20,910,914
92	Badr Misrata Foodstuff, Livestock, and Meat Import Company	20,787,100
93	Libyan Express Civil Aviation, Handling, and Air Freight Company	20,678,650
94	Al-Sumood Household Goods Import Company	20,194,673
95	Usool Al-Matahine Fodder Manufacturing, Rice Mills, and Flour Mills Company	20,184,624
96	Al-Najah Al-Raida Engineering Industries Company	20,012,438

97	Al-Andalus Vegetable Oil Bottling and Packaging Company	19,934,805
98	Al-Atruj Electronic, Electrical Devices, and Mobile Accessories Import Company	19,914,304
99	Afaq Al-Taghthiya Fodder and Accessories Import Company	19,844,370
100	Al-Alim Al-Muneer Stationery and Books Import Company	19,712,304
101	Al-Nuqat Al-Jadeeda Company for Importing Agricultural Machinery, Supplies & Spare Parts	19,556,228
102	Adwaa Al-Qarah Bwally Flour Mills Company	19,430,197
103	Al-Mahir International Mills & Fodder Company	19,159,076
104	Ajawid Company for Importing Agricultural Machinery, Supplies & Spare Parts	19,157,376
105	Al-Shorouk Libyan Mills & Fodder Company	19,023,484
106	Libico Food Industries Company	18,997,174
107	Adri Transport Vehicles & Accessories Import Company	18,987,945
108	Al-Sahla Import of Heavy Machinery, Equipment, Accessories & Spare Parts Company	18,878,928
109	Tareeq Al-Qarah Foodstuffs Import Company	18,712,993
110	Al-Taif Foodstuffs Import Company	18,706,681
111	Al-Buraq Air Transport Company	18,658,028
112	Al-Nomow Al-Ghidha'i Food Manufacturing Company	18,590,082
113	Al-Amana Import of Medical Equipment, Pharmaceuticals & Mother and Child Supplies Company	18,346,500
114	Jabal Tadrart Foodstuffs, Livestock & Meat Import Company	18,138,960
115	Al-Afaq Mother & Child Supplies Import Company	18,037,633
116	Hadrian Foodstuffs Import Limited Company	17,987,757
117	Al-Fakhera Al-Jadeera Foodstuffs, Livestock & Meat Import Company	17,941,172
118	Lamsat Al-Hayat Import of Medical Equipment, Pharmaceuticals & Mother and Child Supplies Company	17,805,898
119	Salsabil Food Industries & Rice Mills Company	17,792,571
120	Al-Fadha' Al-Dhahabi Foodstuffs Import Company	17,781,968
121	Ghat Petroleum Services, Well Drilling & Maintenance Group Company	17,743,882
122	Zad Al-Mutawassit Import of Household Items, Appliances & Electrical Goods Company	17,692,405
123	Al-Mahsool Al-Akhdar Rice Mills, Food Industries & Flour Milling Company	17,458,151
124	Carthage Food Industries Company	17,394,450
125	Nibras Al-Khair Fodder Manufacturing & Grain Milling Company	17,351,635
126	Al-Nawar Medical Equipment & Supplies Import Company	16,933,427
127	Black Hole Company for Importing Agricultural Machinery, Supplies & Spare Parts	16,711,744
128	Al-Burj Al-Awwal Transport Import, Spare Parts, Tires & Batteries Company	16,618,384
129	Tamkeen Al-Tibbiya Al-Oula Medical Equipment, Pharmaceuticals & Supplies Import Company	16,569,608
130	Taysir Al-Dawaeyah Medical Equipment, Pharmaceuticals & Medical Supplies Import Company	16,448,542
131	Al-Wisal Libyan Mills & Fodder Company	15,906,446

132	Al-Zahra Libyan Food Industries Company	15,754,752
133	Al-Sadd Al-Jadeed Fodder Manufacturing & Derivatives Company	15,742,736
134	Wadi Al-Kuf Mills, Fodder & Rice Mills Company	15,723,800
135	Al-Qimmah Al-Bahirah Fodder Manufacturing, Rice Mills & Flour Milling Company	15,687,670
136	Al-Najah Building Materials & Sanitary Ware Import Company	15,574,430
137	Al-Salwa Food Industries, Water Technology & Plastic Preforms Company	15,398,132
138	Fakhamat Al-Ameer Food Industries, Sweets, Water Bottling & Beverages Company	15,363,981
139	Al-Khaleej Al-Afriqi Import of Heavy Machinery, Equipment & Spare Parts Company	15,304,691
140	Al-Ma'ida Al-Raqiya Foodstuffs Import Company	15,282,860
141	Libya National Building Materials & Furniture Manufacturing Company	15,242,403
142	Al-Bardi Plastic Industries & Recycling Company	15,239,276
143	Al-Sahl Al-Mutaqaddim Foodstuffs Import Company	15,153,896
144	Al-Ilmiya Import of Pharmaceuticals, Medical Preparations & Mother and Child Supplies Company	15,141,719
145	Al-Waha International Grain Milling & Fodder Manufacturing Company	14,881,715
146	Al-Ta'awun Fodder Manufacturing Factory	14,855,000
147	Al-Waleema Al-Ghidha'iya Al-Mutamayyiza Food Industries Company	14,790,998
148	Bustan Libya Foodstuffs, Livestock & Meat Import Company	14,537,171
149	Al-Qal'a Wooden Industries Company	14,510,532
150	Al-Mursa Al-Jadeed Hatching, Egg Production & Poultry Breeding Company	14,478,590
151	Darsaf Marble & Granite Manufacturing Company	14,477,240
152	Ghalia Food Industries Company	14,433,586
153	Akeen Medical Equipment, Pharmaceuticals & Mother and Child Supplies Import Company	14,401,108
154	Mawasim Al-Khair Fodder Manufacturing Company	14,400,027
155	Al-Ruwad Al-Alamiya Transport Vehicles & Accessories Import Company	14,318,339
156	Zain International Medical Equipment & Supplies Import Company	14,281,071
157	Ghusoon Al-Yasmin Import of Medical Equipment, Pharmaceuticals & Mother and Child Supplies Company	14,242,693
158	Sayyad Al-Saghir Import & Distribution of Foodstuffs, Livestock & Meat Company	14,233,878
159	Al-Muhandis Plastic Industries & Metal Works Company	14,193,494
160	Al-Wahat Al-Mutajaddida Foodstuffs Import Company	14,150,938
161	Al-Jabal Fodder Manufacturing Company	14,063,200
162	Al-Majmoo'a Al-Tibbiya Import of Laboratory & Dental Equipment Company	14,050,763
163	Al-Bait Al-Muttahid Medical Equipment & Supplies Import Company	14,047,939
164	Al-Mihwar Al-Zira'i Agricultural & Livestock Investment Company	14,027,218
165	Al-Aamira Construction & Development Company	13,902,663
166	Matla' Al-Fajr Import of Accessories, Hardware & Cleaning Materials Company	13,880,581

167	Bab Al-Hasad Mills & Fodder Company	13,851,355
168	Rawafid Al-Ghidha Foodstuffs Import Company	13,499,023
169	Al-Najah Mesh Sheet Manufacturing Factory	13,456,042
170	Al-Waha International Plastic Manufacturing & Derivatives Company	13,369,708
171	Al-Mateen Foodstuffs Import Company	13,367,966
172	Al-Lawha Al-Salba Import of Agricultural Machinery, Supplies & Spare Parts Company	13,325,842
173	Al-Najma Al-Dhahabiya Diapers, Tissues & Scented Wipes Manufacturing Company	13,278,047
174	Reem Al-Badiya Foodstuffs Import Company (All Types)	13,229,579
175	Asaria Al-Dhahabiya Foodstuffs Import Company	13,183,069
176	Al-Wisal Al-Muneer Foodstuffs, Livestock & Meat Import Company	13,162,702
177	Packaging, Insulation & Epoxy Manufacturing Company	13,053,069
178	Modern Roads Asphalt & Insulation Materials Manufacturing Company	12,790,000
179	Badr Motors Transport Vehicles & Accessories Import Company	12,731,211
180	Tahaddi Al-Tariq Import of Trucks, Cars & Spare Parts Company	12,649,334
181	Al-Sawa'id Wooden Industries Company	12,497,808
182	Al-Hisn Al-Mateen Iron Industries Company	12,317,667
183	Al-Jowda Fodder Manufacturing & Poultry Breeding Company	12,047,086
184	Al-Ra'id Clothing & Sports Shoes Import Company	12,002,959
185	S.K. International Marble, Granite & Building Materials Manufacturing Company	11,955,945
186	Panorama Libya Fodder Manufacturing Company	11,926,507
187	Awafi Tayba Food Industries, Sweets & Rice Mills Company	11,896,427
188	Qasreen Al-Dawaa Medical Equipment, Pharmaceuticals & Preparations Import Company	11,878,959
189	Al-Ameer Libyan Foodstuffs, Livestock & Meat Import Company	11,785,842
190	Al-Nasiya Al-Ittihadiya Foodstuffs, Livestock & Meat Import Company	11,758,969
191	Al-Omran Transport Vehicles & Accessories Import Company	11,756,523
192	Shamal Al-Mutawassit Foodstuffs Import Company	11,691,232
193	Al-Janoob Libyan Import of Fruits, Vegetables, Foodstuffs, Livestock & Meat Company	11,626,200
194	Al-Mubaraka Food Industries Company	11,591,577
195	Al-Asala Al-Dhahabiya Mills & Rice Mills Company	11,568,080
196	Kayan Al-Tawasul Mobile Phones & Accessories Import Company	11,564,205
197	Mara'i Dofan Foodstuffs, Livestock & Meat Import Company	11,550,525
198	Al-Misk Al-Abyad Foodstuffs, Livestock & Meat Import Company	11,534,638
199	Al-Mawrid Al-Ghidha'i Group Foodstuffs Import Company	11,527,767
200	Baladi Fodder Manufacturing Company	11,497,725
201	Miras Company for Importing Medical Equipment, Supplies, Pharmaceuticals & Medical Preparations	11,465,053

202	Red Sea Company for Raw Materials Manufacturing	11,458,777
203	Al-Sidra Al-Kubra United Mills, Fodder, Rice Mills & Derivatives Company	11,432,272
204	Nawar	11,396,163
205	Al-Rabi' Sponge, Furniture & Mattress Manufacturing Company	11,386,396
206	Al-Taqaddum Al-Sihhi Al-Awwal Medical Equipment Import Company	11,382,505
207	Khutwat Al-Ibda' Import of Medical Equipment & Mother and Child Supplies Company	11,371,122
208	Bunyan Al-Muttali' Medical Equipment & Accessories Import Company	11,367,305
209	Al-Andalus Fodder Manufacturing & Derivatives Company	11,328,069
210	Akmam Import of Medical Equipment & Mother and Child Supplies Company	11,318,593
211	Jugurtha Medical Services Company	11,316,665
212	Al-Khiyar Al-Afdal Import of Medical Equipment, Pharmaceuticals & Mother and Child Supplies Company	11,307,769
213	Massinissa Medical Services Company	11,302,126
214	Al-Bunyan Iron & Steel Manufacturing Company	11,280,380
215	Darb Al-Tariq Import of Medical Equipment, Pharmaceuticals & Mother and Child Supplies Company	11,276,807
216	Sama Libya Fodder Manufacturing Company	11,171,540
217	Al-Rafi' Wooden Industries Factory	11,165,876
218	Al-Masdar Al-Dhahabi Import of Medical Equipment & Laboratory Supplies Company	11,114,802
219	Al-Afaq Al-Nabiya Import of Pharmaceuticals, Mother and Child Supplies & Medical Equipment Company	11,067,524
220	Advanced Vehicles Company for Importing Means of Transport & Accessories	11,027,642
221	Libyan Wings Airlines Joint Stock Company	11,025,094
222	Aqlam Al-Salam Import of Electronic Devices, Electrical/Non-Electrical Goods & Mobile Phones Company	10,927,937
223	Carthage Cleaning Materials Import Company	10,920,000
224	Al-Thawb Al-Khaleeji Import of Clothing, Textiles & Leather Products Company	10,913,358
225	Al-Sunbul Food Industries, Mills & Fodder Company	10,894,211
226	Basha'ir Al-Zahra Food & Soft Drinks Manufacturing Company	10,827,131
227	Al-Khibrat Al-Dawa'iya Pharmaceuticals & Medical Equipment Import Company	10,664,770
228	Al-Jidar Al-Libiyya Transport Means & Accessories Import Limited Company	10,580,986
229	Tamr Hind Auto Import & Spare Parts Company	10,351,681
230	Al-Mutakamila Al-Alamiya Building Materials & Sanitary Ware Import Company	10,255,070
231	Asasat Al-Muhandis General Contracting Company	10,205,882
232	Al-Inma' Al-Haditha Raw Materials Manufacturing Company	10,197,896
233	Al-Reesha Al-Dhahabiya Foodstuffs Import Company	10,186,748
234	Al-Ha'is Import of Clothing, Textiles & Leather Products Company	10,168,424
235	Firdaws Pasta & Couscous Manufacturing Company	10,037,537
236	Mawadda Foodstuffs, Livestock & Meat Import Company	10,014,000

237	Cordoba Mills & Fodder Company	10,003,976
238	Al-Falak Al-Awwal Transport Import, Spare Parts & Accessories Company	9,962,983
239	Al-Tilal Al-Libiyya Foodstuffs Import Company	9,951,729
240	Donia Libya Food Industries Company	9,872,284
241	Al-Baraka Al-Alamiya Foodstuffs, Livestock & Meat Import Company	9,854,909
242	Tobruk Vegetable Oil Refining & Bottling Company	9,824,477
243	Al-Buraq Engineering General Contracting & Real Estate Investment Company	9,785,000
244	Al-Ishraqa Al-Mutajaddida Food Industries Company	9,774,662
245	Tareeq Al-Bina' Al-Alami Building Materials & Accessories Manufacturing Company	9,728,344
246	Al-Sawa'id Al-Libiyya Al-Dawliya Foodstuffs, Livestock & Meat Import Company	9,723,722
247	Afaq Al-Ghad Wooden Industries Company	9,723,227
248	Al-Amal Transport Vehicles & Accessories Import Company	9,704,252
249	Al-Rafi' Doors, Windows & Decor Manufacturing Factory (Aluminum, PVC, Wood & Gypsum Board)	9,685,722
250	Al-Sundan Al-Muta'alliq Food & Soft Drinks Manufacturing Company	9,677,786
251	Al-Imara Al-Raqiya Building Materials Manufacturing Company	9,620,786
252	Al-Khaleej Coffee, Spices, Nuts, Pulses & Wedding Supplies Production & Preparation Company	9,593,595
253	Al-Nakhwa Al-Libiyya Foodstuffs Import Company	9,463,096
254	Al-Safwa Import of Electrical/Non-Electrical Devices, Spare Parts & Electronics Company	9,377,784
255	Dar Al-Takhasus Import of Electronic & Electrical Devices Company	9,369,480
256	Hadaiq Al-Naseem Food Industries Company	9,285,148
257	Al-Miqwad Al-Sare' Oil, Tires & Batteries Import Company	9,284,030
258	Rama Mills & Fodder Company	9,280,000
259	Areen Al-Oula Foodstuffs, Livestock & Meat Import Company	9,277,407
260	Taj Al-Waqar Electrical & Non-Electrical Goods Import Company	9,258,604
261	Al-Mansoor Asphalt & Petroleum Derivatives Manufacturing Company	9,222,956
262	Al-Najm Al-Dhahabi Foodstuffs, Livestock & Meat Import Company	9,189,120
263	Al-Tawasul Al-Mutakamil Building Materials Import Company	9,145,360
264	Al-Iltisaq Plastic Preforms Manufacturing Company	9,069,572
265	Al-Thiqa Al-Da'ima Group Foodstuffs, Livestock & Meat Import Company	9,041,392
266	Idran Foodstuffs, Livestock & Meat Import Company	8,990,178
267	Wasel Import of Electronics, Electrical & Non-Electrical Devices Company	8,946,176
268	Al-Rimah Foodstuffs Import Joint Stock Company	8,922,226
269	Al-Themar Al-Libiyya Foodstuffs Import Company	8,892,114
270	Al-Istidama Detergent, Soap & Supplies Manufacturing Company	8,884,214
271	Shu'a Al-Oula Building Materials & Sanitary Ware Manufacturing Company	8,871,943

272	Al-At'ima Food Industries & Supplies Company	8,853,257
273	Buhairat Al-Saraya Import of Agricultural Machinery, Supplies & Spare Parts Company	8,831,207
274	Al-Mawashi Al-Hayya Group Foodstuffs, Livestock & Meat Import Company	8,826,380
275	Al-Urban Medical Equipment, Pharmaceuticals & Mother and Child Supplies Import Company	8,808,015
276	Sama Al-Mara'i Mills, Fodder & Rice Mills Company	8,806,360
277	Al-Muntaqila Foodstuffs Import Company	8,798,416
278	Shaima Food Industries Company	8,776,493
279	Al-Namouthajiya Educational Equipment & Supplies Import Company	8,770,099
280	Nabd Al-Atlas Shipping Agencies Company	8,765,882
281	Al-Taqa Electronic Devices Import Company	8,736,163
282	Al-Afaq Al-Dawliya Import of Accessories, Hardware & Cleaning Materials Company	8,730,241
283	Al-Ribat Al-Wathiq Foodstuffs, Livestock & Meat Import Company	8,721,081
284	Al-Mu'ashir Medical Equipment, Pharmaceuticals & Mother and Child Supplies Import Company	8,721,009
285	Al-Nukhba Tobacco & Derivatives Manufacturing Company	8,703,670
286	Al-Rasheed Medical Equipment, Devices & Mother and Child Supplies Import Company	8,683,332
287	Hattan Medical Equipment, Pharmaceuticals & Mother and Child Supplies Import Company	8,591,275
288	Al-Aman Al-Jadeed Al-Elektroniyya Import of Electronics & Spare Parts Company	8,557,442
289	Snao International Foodstuffs Import Company	8,537,991
290	Al-Khiyar Al-Afdal Import of Electronic & Electrical Devices Company	8,529,200
291	Kayan Specialized Paint & Powder Manufacturing Company	8,523,939
292	Al-Omran Iron Manufacturing Company (All Types)	8,501,525
293	Jisr Al-Alam Al-Ghidha'i Foodstuffs Import Company	8,458,250
294	Al-Ikleel Al-Alamiya Electrical/Electronic Devices & Accessories Import Company	8,457,371
295	Al-Ghita' Paper & Cardboard Manufacturing Company	8,451,786
296	Al-Mays Import of Pharmaceuticals, Medical Preparations & Mother and Child Supplies Company	8,402,744
297	Akhshab Al-Alam Wooden Industries Company	8,397,378
298	Al-Artiyah Sponge & Mattress Manufacturing Company	8,395,793
299	Al-Lamsa Al-Akeera Wooden Furniture Manufacturing Factory	8,370,350
300	As'ad Import of Trucks, Cars & Heavy Transport Vehicles Company	8,351,630
301	Al-Habibloo International Marine Agencies Company	8,348,060
302	International Company for Importing Pharmaceuticals and Medical Equipment	8,335,427
303	United International Company for Manufacturing Pipes, Plastic Containers, and PVC	8,321,776
304	Silver Cross Libya Company for Importing Pharmaceuticals, Medical Equipment, Preparations, and Mother and Child Supplies	8,304,474
305	Al-Rabiya Al-Khadra Foodstuffs Import Company	8,291,792

306	Miftah Import of Textiles and Leather Products Company	8,290,587
307	Itar Al-Darb Transport Means and Accessories Import Company	8,282,249
308	Al-Yamm Foodstuffs Import Company	8,278,180
309	Al-Tanweer Glue, Adhesive Materials, and Solvents Manufacturing Company	8,263,613
310	Shaghaf Food Industries Company	8,230,500
311	Al-Rabi' Fodder Manufacturing Factory	8,197,000
312	Kawader Heavy Machinery, Equipment, Supplies, and Spare Parts Import Company (Subsidiary of Kawader Holding Group)	8,171,000
313	Sumou Al-Binaa Al-Mutawasil Construction Materials, Sanitary Ware, and Accessories Import Company	7,939,127
314	Al-Mutazin Al-Naqi Import of Accessories, Hardware, and Cleaning Materials Company	7,863,128
315	Al-Rabban International Shipping Agencies Company	7,801,851
316	Ajwad Al-Zira'a Machinery, Agricultural Supplies, and Spare Parts Import Company	7,752,070
317	Al-Qala' Import of Electrical Devices and Materials Company	7,724,707
318	Al-Shatt Al-Jadeed Raw Materials Import Company	7,724,553
319	Libyan United New Company for Importing Electronic Devices and Mobile Phones	7,715,092
320	Ghadha Al-Nahla Food Industries Company	7,543,188
321	Al-Zaytouna Al-Mubaraka Mills, Fodder, and Rice Mills Company	7,540,000
322	Al-Khiyool Al-Dhahabiya Construction Materials, Sanitary Ware, and Accessories Import Company	7,519,231
323	Al-Mara'i Al-Khasiba Mills, Fodder, and Rice Mills Company	7,456,818
324	Osos Al-Technology Import of Devices, Electrical and Non-Electrical Materials, and Spare Parts Company	7,440,478
325	Ajyad Libya Al-Oula Building Materials, Sanitary Ware, and Accessories Import Company	7,388,611
326	Ain Shmaru Foodstuffs Import Company	7,336,500
327	Mara'ina Al-Khadra Food Industries, Grain Milling, and Rice Mills Company	7,333,524
328	Zahrat Ayleen Import of Accessories, Hardware, and Cleaning Materials Company	7,312,675
329	Najmat Al-Sahil Machinery, Agricultural Supplies, and Spare Parts Import Company	7,283,372
330	Safari Foodstuffs Import Company	7,172,772
331	Al-Yasmin Food Industries Company	7,134,704
332	Al-Raya International Cardboard and Packaging Containers Manufacturing Company	7,117,397
333	Al-Shamila Al-Tibbiya Pharmaceuticals and Medical Equipment Import Company	7,080,493
334	Arzaq Al-Khair Food Manufacturing Company	7,074,674
335	Al-Itqan Mobile Import of Electronics, Electrical Materials, and Spare Parts Company	7,062,810
336	Al-Tali'a Al-Jadeeda Fodder Manufacturing Limited Liability Company	7,010,551
337	Libyan Group for Oil Services and Energy Company	6,991,781
338	Al-Nabaq Import of Pharmaceuticals, Medical Preparations, and Mother and Child Supplies Company	6,987,080
339	Ramz Al-Ata' Al-Awwal Construction Materials, Sanitary Ware, and Accessories Import Company	6,981,899

340	Alam Al-Technology Technical Solutions and Information Systems Company (Subsidiary of Libyan International Holding)	6,962,936
341	Al-Rabi' Al-Jadeed Foodstuffs Import Company	6,954,540
342	Al-Hidaya Al-Oula Medical Equipment and Supplies Import Company	6,938,281
343	Al-Alama Al-Jadeeda Medical Equipment and Supplies Import Company	6,879,961
344	Al-Wahaj Foodstuffs, Livestock, and Meat Import Company	6,866,159
345	Wafaq Al-Hayat Medical Equipment Import Company	6,788,000
346	Libyan Waves Shipping Agencies Company	6,761,696
347	Al-Tawasul Al-Jadeed Doors, Windows, and Decor Manufacturing Factory (Aluminum, PVC, and Wood)	6,716,929
348	Al-Amal Medical Group Pharmaceuticals and Medical Equipment Import Company	6,638,545
349	Al-Khaleej Al-Zahir Foodstuffs Manufacturing Company	6,626,248
350	Zain International Al-Jadeeda Medical Supplies and Equipment Import Company	6,604,372
351	Al-Zarooq Shipping Agencies Company	6,594,722
352	Souq Al-Khamis Fodder Manufacturing Company	6,554,560
353	Integrated Solutions Pharmaceuticals and Medical Equipment Import Company	6,544,759
354	Wateen Corrugated Sheet Metal Manufacturing Factory	6,485,420
355	Al-Afdaliya Al-Da'ima Foodstuffs, Livestock, and Meat Import Company	6,473,139
356	Ghadha Al-Nile Foodstuffs, Fresh Fruits and Vegetables, Livestock, and Meat Import Company	6,424,644
357	Al-Badiya Al-Jadeeda Raw Materials Manufacturing Company	6,424,298
358	Slanta Foodstuffs, Livestock, and Meat Import Company	6,417,042
359	Gargar Agricultural and Animal Investment Company (LLC - Subsidiary of Gargar Holding Group)	6,370,560
360	Al-Rahba Al-Haditha Import of Devices, Electrical and Non-Electrical Materials, and Spare Parts Company	6,363,539
361	Al-Bawadi Al-Khadra Fodder Manufacturing and Grain Milling Company	6,351,000
362	Al-Bebas Complex for Plastic Industries, Packaging, and Wrapping Materials	6,350,625
363	Al-Hilal Al-Libiy Al-Awwal Raw Materials Manufacturing Company	6,316,591
364	Al-Hakeem Pharmaceuticals and Medical Supplies Import Company	6,311,077
365	Al-Afiya Pharmaceuticals and Medical Equipment Import Company	6,296,426
366	Al-Mursa Metal Furniture Manufacturing Factory	6,285,732
367	Libya Air Aviation, Technical Services, and Tourism Company	6,263,349
368	Wadi Bi Fodder Manufacturing and Agricultural Supplies Company	6,255,544
369	Medical Sanitary Materials Medical Cotton Manufacturing Company	6,255,481
370	Al-Ghowt Import of Clothing, Textiles, and Leather Products Company	6,214,656
371	Al-Ra'ida Building Materials Manufacturing Company	6,214,557
372	Al-Jubail Raw Materials Import Company	6,188,961
373	Muheet Al-Namaa Cleaning Materials Manufacturing Company	6,143,510

374	Al-Tawasul Al-Jadeed Group Cleaning Materials Manufacturing Company	6,107,279
375	Al-Ma'moura Agricultural and Animal Investment Company	6,038,833
376	Mars Al-Oula Machinery, Agricultural Supplies, Seeds, and Fertilizers Import Company	6,017,967
377	Al-Muhra Metal Foils and Electronics Manufacturing Company	6,016,809
378	Expertise Shipping Agencies Company (Subsidiary of NATCO Holding)	5,994,441
379	Sama Al-Barq Al-Jadeeda Raw Materials Import Company	5,972,000
380	Mada Al-Mawarid Raw Materials Import Company	5,970,581
381	Al-Madar Al-Mutakamil Raw Materials Import Company	5,966,952
382	Zuhal Al-Jadeeda Transport Means and Accessories Import Company	5,942,000
383	Burooj Al-Salam Fodder Manufacturing and Milling Company	5,934,000
384	Kufoof Al-Raha Medical Equipment and Supplies Import Company	5,930,984
385	Al-Qudra Al-Mi'mariya Al-Fa'iqa Construction Materials, Sanitary Ware, and Accessories Import Company	5,921,686
386	Al-Sa'adi Agricultural and Animal Production Company	5,917,715
387	Afdal Al-Ashkal Electronic and Electrical Devices Manufacturing Company	5,912,395
388	Ard Al-Na'am Raw Materials Import Company	5,898,240
389	Nuqoosh Libya Construction Materials and Sanitary Ware Import Company	5,894,000
390	Al-Zain International Foodstuffs Import Company	5,892,945
391	Al-Rabi'i Sweets Manufacturing, Packaging, and Legumes Packaging Factory	5,885,629
392	Kayan Al-Mutamayyiz Aluminum Manufacturing Company	5,875,659
393	Al-Najah Insulated Panels and Prefabricated Houses Manufacturing Company	5,869,927
394	Qaraji Transport Means and Accessories Import Company	5,869,562
395	Tawasul Al-Alam Electronic Devices, Accessories, and Spare Parts Import Company	5,862,639
396	Al-Surooh Al-Libiyya Al-Haditha Import of Devices, Electrical/Non-Electrical Goods, and Spare Parts Company	5,862,636
397	Anwar Al-Madina Import of Devices, Electrical/Non-Electrical Goods, and Spare Parts Company	5,857,609
398	Future Electronic Systems Import of Electronic Devices and Accessories Company	5,850,020
399	Al-Muheet Al-Ra'ida Import of Devices, Electrical/Non-Electrical Goods, and Spare Parts Company	5,839,656
400	Al-Wadi Al-Khaseeb Grain Milling and Fodder Company	5,834,250
401	Al-Mustaqbal Al-Da'im Electronics Import of Electronic Devices, Accessories & Spare Parts Company	5,821,810
402	Al-Seera Al-Hamra Cleaning Materials Import Company	5,799,267
403	Al-Imtiyaz Group Import of Machinery & Agricultural Supplies Company	5,785,620
404	Sluq Poultry Breeding & Slaughtering Company	5,772,695
405	Al-Ra'id Al-Libiy Grain Milling Company	5,772,250
406	Al-Ra'id Al-Libiyya Foodstuffs, Livestock & Meat Import Company	5,771,850
407	Taj Al-Qarya Raw Materials Import Company	5,760,224

408	Al-Nahda Al-Mutakamila Import of Devices, Electrical/Non-Electrical Goods, Electronics & Spare Parts Company	5,747,403
409	Al-Fallah Al-Alamiya Foodstuffs Import Company	5,744,949
410	Smart Agriculture Import of Agricultural Machinery, Presses & Accessories Company	5,736,000
411	Al-Faris Al-Aneeq Import of Clothing & Textiles Company	5,720,983
412	Al-Alama Al-Elektroniyya Al-Jadeeda Import of Electronic Devices, Spare Parts & Accessories Company	5,720,214
413	Al-Sati'a Al-Oula Electrical & Electronic Materials Import Company	5,701,223
414	Akno Foodstuffs Import Company	5,683,333
415	Rowasi International Import of Electrical & Electronic Devices Company	5,673,130
416	Al-Bina' Al-Tiqani Construction Materials, Sanitary Ware & Accessories Import Company	5,670,732
417	Bawabat Afreqya Import of Machinery, Agricultural Supplies & Spare Parts Company	5,669,018
418	Rwasim Limited Auto Import & Spare Parts Company	5,644,331
419	Khutoot Al-A'mar Import of Electrical & Electronic Devices Company	5,632,070
420	Al-Shu'la Raw Materials Import Company	5,618,143
421	Al-Masar Al-Jadeed Al-Awwal Medical Equipment & Supplies Import Company	5,599,748
422	Al-Shariqa Al-Dhahabiya Al-Oula Raw Materials & Derivatives Import Company	5,591,956
423	Al-Qal'a Doors & Windows Manufacturing Company (Aluminum & PVC)	5,589,141
424	Zumurrud Al-Sharq Electronic Import of Electronic Devices, Accessories & Spare Parts Company	5,571,655
425	Lamsat Rowad Agricultural Supplies Import Company	5,570,375
426	Rawa'i Al-Qalam Import of Stationery & Office Supplies Company	5,570,350
427	Zahrat Al-Sidra Al-Oula Food Industries Company	5,555,721
428	Al-Qawi'a Construction Materials & Sanitary Ware Import Company	5,533,100
429	Al-Wamdha Al-Haditha Import of Devices, Electrical/Non-Electrical Goods & Spare Parts Company	5,531,589
430	Rowad Libya Import of Electrical & Electronic Devices Company	5,530,840
431	Modern Khibrat Group Foodstuffs Import Company	5,511,110
432	Al-Safi Import of Devices, Electrical/Non-Electrical Materials, Spare Parts & Electronic Devices Company	5,507,246
433	Al-Bu'd Al-Khamis Paper Industries Company	5,498,979
434	Alam Al-Aman Foodstuffs Import Company	5,497,477
435	Taj Al-Alamiya Al-Mumayyaz Import of Devices, Electrical/Non-Electrical Materials & Spare Parts Company	5,495,832
436	Masar Al-Tanmiya Import of Electrical/Electronic Devices, Accessories & Spare Parts Company	5,495,643
437	Al-Muhtarifoon Al-Awa'il Import of Devices, Materials, Electrical Machinery & Electronics Company	5,491,301
438	Jinan Plastic & Paper Industries Factory	5,484,145
439	Al-Awafi Foodstuffs Import Company	5,479,107
440	Al-Auras Al-Dhahabiya Al-Lami'a Foodstuffs & Livestock Import Company	5,474,819
441	Libyan United Wood Products Manufacturing Company	5,461,918

442	Al-Khaleej Al-Zahir Group Foodstuffs Import Company	5,455,013
443	Al-Noor Iron Industries Factory	5,436,231
444	Al-Waridat Import of Machinery, Trucks, Heavy Equipment & Spare Parts Company	5,434,207
445	Al-Safar Import of Machinery, Agricultural Supplies & Spare Parts Company	5,433,591
446	Ajwad Motors Auto Import Company	5,431,999
447	Anwar Tripoli International Import of Electrical & Electronic Devices Company	5,431,824
448	Al-Masdar Al-Aws'a Foodstuffs Import Company	5,400,222
449	Doroob Al-Khair Food Industries Company	5,393,714
450	Raw'at Al-Jusoor Paint & Graphite Manufacturing Company	5,384,467
451	Al-Murad Al-Da'im Food & Legumes Packaging Company	5,377,945
452	Al-Tatweer Al-Mutamayyiz Import of Electrical & Electronic Devices & Accessories Company	5,367,846
453	Bayan Al-Khair Al-Mutawasil Construction Materials, Sanitary Ware & Accessories Import Company	5,365,058
454	Al-Bayt Al-Mutamayyiz Construction Materials, Sanitary Ware & Accessories Import Company	5,358,710
455	Al-Baraka Al-Safiya Import of Pharmaceuticals, Medical Preparations & Mother and Child Supplies Company	5,348,351
456	Al-Buhaira Al-Zarqa Cleaning Materials & Accessories Manufacturing Company	5,309,009
457	Ikleel Import of Pharmaceuticals & Medical Equipment Company	5,306,686
458	Tasheel Al-Rabih Import of Clothing, Textiles & Leather Products Company	5,305,880
459	Al-Ashaq Construction Materials & Sanitary Ware Import Company	5,305,309
460	Al-Thaqeel Metal Furniture Manufacturing Company	5,287,738
461	Tasheel Al-Alamiya Raw Materials & Derivatives Import Company	5,282,066
462	Al-Baraka Al-Jadeeda Import of Machinery, Agricultural Supplies & Spare Parts Company	5,280,226
463	Gulf Factory for Water & Oil Plants Supplies Manufacturing	5,257,681
464	Al-Mutawakkil Fodder Manufacturing & Grain Milling Company	5,242,900
465	Blue Sea Food Industries Company	5,240,000
466	Libyan Great Flour Manufacturing Company	5,233,807
467	Al-Tamooh Al-Arabi Foodstuffs Import Company	5,224,836
468	Naseem Al-Asima Raw Materials & Derivatives Import Company	5,220,725
469	Anwar Misrata Import of Devices, Electrical/Non-Electrical Goods & Spare Parts Company	5,202,253
470	Al-Nukhba Al-Mudhe'a Wooden, Metal & Accessories Furniture Manufacturing Company	5,198,041
471	Safa' Al-Ma'dan Raw Materials Import Company	5,195,511
472	Al-Itar Al-Afdal Transport Means & Accessories Import Company	5,163,818
473	Phenice Oil Services & Well Drilling Services Company	5,160,116
474	Aseel Cleaning Materials Import Company	5,158,130
475	Bawabat Al-Andalus Raw Materials Import Company	5,130,000
476	Zahrat Al-Wafa Foodstuffs Import Company	5,120,543

477	Al-Ayadi Al-Naqiya Iron Industries Company	5,116,772
478	Al-Mazaq Al-Mubhir Food Industries Company	5,098,378
479	Al-Ayadi Al-Fadhila Al-Jadeeda Raw Materials Import Company	5,091,902
480	A'ali Al-Sharq Foodstuffs, Livestock & Meat Import Company	5,084,000
481	Afreqya Al-Jadeeda Foodstuffs Import Company	5,071,998
482	Ghadha Al-Malka Al-Mumayyaz Food Industries Company	5,061,695
483	Qasr Al-Hamra Foodstuffs, Livestock & Meat Import Company	5,055,300
484	Rowad Al-Imad Al-Fiddiya Raw Materials Import Company	5,051,471
485	Al-Masar Al-Ghidha'i Al-Awwal Food Industries Company	5,037,000
486	Al-Hadaf Al-Fiddi Import of Devices, Electrical/Non-Electrical Materials, Spare Parts & Electronic Devices Company	5,030,750
487	Al-Taj Al-Tibbi Medical Equipment & Supplies Import Company	5,028,583
488	Al-Shafaq Al-A'ali Import of Electronic & Electrical Devices Company	5,017,075
489	Zahrat Al-Qamar Al-A'ali Import of Foodstuffs, Fruits, Vegetables & Meat Company	5,002,582
490	Iethar Construction Materials Import Company	4,996,371
491	Al-Bayt Al-Baseet Electrical Devices Import Company	4,995,361
492	Exixir Al-Afiya Import of Medical Equipment & Mother and Child Supplies Company	4,990,597
493	Al-Ghosn Al-Mateen Raw Materials Import Company	4,981,164
494	Jinan Al-Mutamayyiza Raw Materials Import Company	4,969,426
495	Sougholyn Construction Materials Manufacturing Company	4,950,000
496	Amyal Import of Devices, Electrical/Non-Electrical Goods & Spare Parts Company	4,925,952
497	Shumoos Al-Ghadha Foodstuffs, Livestock & Meat Import Company	4,925,616
498	Al-Irtiqa' Al-Muttahida Group Transport Means & Accessories Import Company	4,921,353
499	Al-Yusr Al-Sati' Al-Awwal Food Industries Company	4,920,650
500	Nova Office & Home Furniture Manufacturing, Fitting & Installation Company	4,889,722
501	Al-Khair Al-Rafe' Kitchens & Furniture Manufacturing Company	4,885,627
502	Al-Alama Al-Dawliya Raw Materials Manufacturing Company	4,885,475
503	Al-Madahel Cleaning Materials Manufacturing Company	4,869,391
504	Al-Dalil Al-Amthal Food Industries Company	4,863,174
505	Al-Riyada Al-Dawa'iya Import of Medical Equipment & Pharmaceuticals Company	4,848,467
506	Dana Factory for Metal Furniture Manufacturing	4,848,389
507	Aqar Al-Mutamayyiz Aluminum Manufacturing Company	4,843,165
508	Al-Manhal Import of Pharmaceuticals, Medical Preparations & Mother and Child Supplies Company	4,838,352
509	Al-Ihtimām Import of Medical Equipment, Pharmaceuticals, Medical Preparations & Mother and Child Supplies Company	4,828,533

510	Lamar Benghazi Plastics Manufacturing Company	4,762,765
511	Al-Kafa'a Al-A'liya Aluminum & PVC Manufacturing Company	4,756,117
512	Al-Wataniya Al-Muttahida Foodstuffs Import Company	4,753,993
513	Agyalna Medical Equipment Import Company	4,753,723
514	Al-Marje' Al-Tibbi Medical Equipment & Supplies Import Company	4,749,376
515	Al-Qardhabiya Mills, Fodder & Grain Company	4,748,723
516	Asnaf Al-Tibbiya Medical Equipment Import Company	4,737,415
517	Al-Rawabi Al-Dhahabiya Building Materials & Sanitary Ware Import Company	4,711,204
518	Al-Ro'ya Al-Mutajaddida General Contracting & Real Estate Investment Company	4,708,460
519	Usool Al-Dawliya Insulated Panels Manufacturing Company	4,703,580
520	Al-Rihab Auto Import & Spare Parts Company	4,703,464
521	Al-Ta'meer Import of Building Materials, Sanitary Ware, Electrical Supplies & Raw Materials Company	4,689,829
522	Al-Thawb Al-Raqi Import of Clothing, Textiles & Leather Products Company	4,674,904
523	Al-Sahil Al-Hadith Foodstuffs, Livestock & Meat Import Company	4,669,500
524	Libyan Cement Construction Materials Manufacturing Company	4,659,158
525	Al-Ghazara Foodstuffs, Livestock & Meat Import Company	4,648,316
526	Azdihar Al-Alamiya Group Foodstuffs, Livestock & Meat Import Company	4,643,125
527	Ikleel Al-Tibbi Medical Equipment & Supplies Import Company	4,635,734
528	Al-Bayan Al-Awwal Medical Equipment & Supplies Import Company	4,625,689
529	Al-Juhd Al-Fa'iq Import of Medical Equipment & Mother and Child Supplies Company	4,608,881
530	Al-Ghidha' Al-Sami Al-Awwal Food Industries Company	4,605,700
531	Al-Khibrat Al-Alamiya Transport Means & Accessories Import Company	4,602,759
532	Al-Diqqa Al-Aliya Foodstuffs, Livestock & Meat Import Company	4,596,361
533	Al-Fanoos Al-Mutamayyiz Food Industries, Sweets, Bottled Water & Beverages Packaging Company	4,588,706
534	Imdad Libya Plastic Industries Company	4,564,120
535	Naseem Al-Dawliya Foodstuffs Import Company	4,545,200
536	Tanafus Al-Bina' Building Materials, Sanitary Ware & Accessories Import Company	4,543,617
537	Al-Izz Paint & Putty Manufacturing Company	4,542,823
538	Al-Himalaya Plastics & PVC Manufacturing Company	4,521,267
539	Sukkara Food Industries Company	4,518,623
540	Al-Zahra Foodstuffs Manufacturing Company	4,516,680
541	Aseel Baby Diapers & Paper Tissues Manufacturing Company	4,507,989
542	Badiyat Al-Sahra' Transport Means & Accessories Import Company	4,480,270
543	Al-Manara Hospital & Hotel Equipment Supply Company	4,464,403
544	Aseel Al-Dawliya Books & Stationery Import Company	4,449,142

545	Al-Badeel Al-Tibbi Import of Pharmaceuticals, Medical Preparations & Mother and Child Supplies Company	4,440,632
546	Elite International Medical Equipment Import Company	4,438,899
547	Al-Handasiya Al-Oula Medical Equipment & Supplies Import Company	4,424,833
548	Mafaza North Africa Auto Import, Spare Parts, Oils & Accessories Company	4,424,469
549	Danat Al-Ibda' Import of Mother and Child Supplies Company	4,423,125
550	Gulf of Sidra Transport Means & Accessories Import Company	4,416,525
551	Al-Burj Al-Dawliya Marble & Granite Cutting and Building Materials Manufacturing Company	4,415,576
552	Libyana Pharmaceuticals & Medical Equipment Import Company	4,412,860
553	Al-Zad Al-Alamiya Foodstuffs Manufacturing Company	4,376,875
554	Mateen Cleaning Materials Import Company	4,370,739
555	Modern Libyan Import of Electrical & Non-Electrical Devices & Materials Company	4,365,775
556	Al-Waha Paints, Putty & Supplies Manufacturing Company	4,361,188
557	Noor Sama Medical Equipment & Supplies Import Company	4,358,081
558	Al-Qal'a Al-Muta'alliqa Building Materials, Paint, Plastics & Raw Materials Manufacturing Company	4,346,642
559	Al-Danube Foodstuffs Import Company	4,341,160
560	Tiba Al-Alamiya Adhesives Manufacturing for Ceramics, Porcelain, Marble & Granite Company	4,313,104
561	Al-Lamsa Al-Dhahabiya Sanitary Ware Manufacturing Company	4,299,869
562	Rofan Sponge, Chemicals & Raw Materials Manufacturing Company	4,297,437
563	Hatoon Foodstuffs Import Company	4,276,965
564	International Company for Importing Electrical & Home Appliances	4,261,842
565	Al-Sahra' Al-Kubra Al-Oula Food Industries Company	4,260,671
566	Shams Al-Khaleej Al-Fiddiya Import of Home Appliances, Electrical/Non-Electrical Goods & Spare Parts Company	4,255,091
567	Al-Ayadi Al-Amina Foodstuffs Import Company	4,237,960
568	Al-Afaq Al-Dhahabi Import of Electrical Devices, Electronics & Home Appliances Company	4,226,835
569	Al-Jawhara Cleaning Materials Import Limited Company	4,222,001
570	International Progress Cleaning Materials Manufacturing Company	4,197,996
571	Al-Sayadila Import of Pharmaceuticals & Medical Supplies Company	4,189,327
572	Al-Asas Al-Raqi Al-Jadeed Building Materials, Sanitary Ware & Accessories Import Company	4,173,399
573	Abha Al-Ghidha'iya Import of Foodstuffs, Fresh Fruits, Livestock & Meat Company	4,161,658
574	Al-Jusoor Al-Fiddiya Building Materials & Sanitary Ware Import Company	4,155,352
575	Al-Mu'assis Al-Raqi Iron Industries Company	4,154,975
576	Al-Ta'awun Al-Awwal Building Materials, Sanitary Ware & Accessories Import Company	4,154,948
577	Rahma Transport Means & Accessories Import Company	4,151,613
578	International Agricultural Equipment & Supplies Import Company	4,134,563

579	Al-Muthallath Machinery & Electrical Tools Import Company	4,114,736
580	New Libya Auto Import & Spare Parts Company	4,096,075
581	Al-Sada Al-Tibbiya Import of Pharmaceuticals, Equipment, Medical & Pharmaceutical Supplies Company	4,085,581
582	Itr Al-Ward Chemical Industries & Cleaning Materials Company	4,084,980
583	Al-Ittijahat Mills & Fodder Company	4,079,028
584	Al-Dahiya Mills & Fodder Company	4,061,427
585	Rose Paper, Packaging, Wrapping & Printing Manufacturing Factory	4,054,042
586	Reef Foodstuffs Import Company	4,053,103
587	Eelaf Al-Yasmin Import of Mother & Child Supplies Company	4,048,852
588	Al-Qiyafa Apparel & Leather Products Manufacturing Company	4,041,870
589	Aqwāt Al-Fasool Import of Agricultural Machinery, Supplies, Fertilizers & Grains Company	4,033,930
590	White Cotton Import of Clothing, Textiles, Fabrics & Leather Products Company	4,028,739
591	Al-Mabrouka Foodstuffs Import Company	4,023,661
592	Al-Shoufan Import of Agricultural Machinery, Supplies & Spare Parts Company	4,020,515
593	North Africa Paper & Cardboard Manufacturing Company	4,010,000
594	Trans-Continents Raw Materials Import Company	4,009,473
595	Bariq Al-Asr Al-Dawliya Building Materials, Sanitary Ware & Accessories Import Company	4,008,002
596	Libiya Industries Aluminum & PVC Manufacturing Company	4,003,955
597	Al-Jabal Al-Akhdar Livestock & Meat Import Company	3,992,000
598	Khutoot Al-Shams Cleaning Materials & Accessories Manufacturing Company	3,989,381
599	Al-So'ood Al-Mutani Transport Means & Accessories Import Company	3,983,125
600	Al-Habba Al-Fiddiya Al-Alamiya Import of Agricultural Machinery, Supplies & Seeds Company	3,976,085
601	Joodat Al-Sahel Al-Waeda for Import of Foodstuff, Livestock and Meat Company	3,953,880
602	Anwar Al-Mustaqbal Al-Alamiyah for Import of Electrical and Non-Electrical Appliances and Materials Company	3,950,593
603	Al-Yaqout for Agricultural and Animal Production Company	3,943,727
604	Al-Asalah Al-Mutamayyiza for Building Materials, Paint, Plastic and Raw Materials Industry Company	3,938,005
605	Al-Jooda Al-Raida for Import of Foodstuff Company	3,928,987
606	Elaf International for Clothes and Shoes Import Company (Subsidiary of Elaf First Holding)	3,903,848
607	Aben for Import of Heavy Machinery, Equipment, Spare Parts and Factory Supplies Company	3,903,320
608	Al-Badeel Al-Jadeed for Import of Means of Transport and Accessories Company	3,899,000
609	Al-Safa Al-Oula for Insulators, Additives and Chemicals Industry Company	3,894,573
610	Jadeed Al-Ammah for Import of Cars, Spare Parts and Supplies Company	3,893,940
611	Al-Ameer Al-Momayaz for Import of Various Means of Transport and Accessories Company	3,890,551
612	Sahl Al-Fadheel Abu Omar for Import of Agricultural Machinery, Supplies and Spare Parts Company	3,885,816
613	Nepal for Import of Means of Transport and Accessories Company	3,884,834

614	Abubakar Salem Mlooq Paper Factory	3,871,000
615	Al-Hadba Feed Industry Company	3,866,600
616	Sama Al-Taqaddum for Doors, Windows, Decor, Aluminum, PVC, Wood and Gypsum Industry Company	3,865,174
617	Al-Zilal Paints and Putty Manufacturing Company	3,861,557
618	Al-Zaytouna Al-Aseela for Import of Foodstuff Company	3,854,567
619	Tasheel International for Packaging Materials and Carton Industry Company	3,852,390
620	Arwad for Import of Oils and Car Greases Company	3,833,504
621	Yazan for Import of Beauty Products, Hardware/Trinkets and Cleaning Products Company	3,823,340
622	Josoor Al-Nahda for Import of Foodstuff, Livestock and Meat Company	3,819,799
623	Nosoor Al-Kamni for Import of Foodstuff, Livestock and Meat Company	3,819,000
624	Hadeel Al-Masaa for Import of Cleaning Products Company	3,785,904
625	Al-Sadaqa International for Import of Means of Transport and Spare Parts Company	3,754,445
626	Libyan International for Import of Foodstuff Company	3,738,520
627	Al-Watad Mills and Fodder Company	3,732,500
628	Al-Aya for Import of Foodstuff Company	3,713,566
629	Al-Sho'lah Al-Mutamayyiza for Import of Electrical and Non-Electrical Appliances, Materials and Spare Parts Company	3,702,257
630	Al-Rakeeza Al-Tibbiya Al-Oula for Import of Medical Equipment, Supplies, and Mother & Child Care Company	3,693,926
631	Al-Qimma Al-Muttahida for Import of Agricultural Machinery, Supplies and Spare Parts Company	3,684,899
632	Qimmat Al-Eraqah for Import of Clothes Company	3,677,667
633	Al-Ayn Food Industries, Water Bottling and Juices Company	3,672,952
634	Lena Pharmaceutical for Import of Medicines and Medical Equipment Company	3,669,788
635	Nasaim Libya for Import of Beauty Products, Hardware/Trinkets and Cleaning Products Company	3,656,023
636	Al-Wadyan Al-Muthmira for Import of Foodstuff Company	3,650,552
637	Al-Khibra Steel Industries Factory	3,650,116
638	Al-Khabeer Al-Mualej for Import of Building Materials, Sanitary Ware and Accessories Company	3,648,178
639	Al-Ghataa Plastic Pipes Industry Company	3,637,409
640	Misurata Plastic Pipes and Accessories Industry Company	3,635,606
641	Al-Aqarriyah Al-Hadeetha for Import of Building Materials, Sanitary Ware and Accessories Company	3,602,514
642	Sokrah International for Import of Foodstuff, Livestock and Meat Company	3,599,828
643	Al-Ibda' Al-Hor for Import of Clothes, Textiles and Leather Products Company	3,597,174
644	Alfa Engines for Importing Cars and Spare Parts Co. Ltd.	3,588,609
645	Al-Thuraya for Import of Building Materials, Sanitary Ware and Accessories Company	3,581,862
646	Al-Mada Real Estate for Import of Building Materials, Sanitary Ware and Accessories Company	3,578,716
647	Modern Yarmouk Aluminum Factory	3,577,461

648	Al-Mdad for Import of Building Materials Company	3,545,588
649	Tulmaytha Al-Jadeeda for Import of Household Items Company	3,511,700
650	Afaq Al-Majarra for Import of Meat and Livestock Company	3,500,958
651	Bayan Paper and Plastic Industries Company	3,500,681
652	Al-Miqdad for Import of Foodstuff Company	3,499,527
653	Al-Sawaeed Al-Samraa for Import of Building Materials, Sanitary Ware and Accessories Company	3,456,842
654	Al-Ameerhal for Import of Cleaning Products, Beauty Products and Hardware/Trinkets Company	3,452,086
655	Rahbat Al-Baraka for Import of Foodstuff Company	3,431,336
656	Zain Al-Ghad for Import of Foodstuff, Livestock and Meat Company	3,419,250
657	Korzas for Import of Building Materials, Sanitary Ware and Accessories Company	3,414,441
658	Wahat Al-Aasima for Import of Foodstuff Company	3,413,975
659	Al-Moheet for Import of Electrical and Non-Electrical Appliances, Materials and Spare Parts Company	3,413,844
660	Al-Majal Al-Zakher for Import of Electrical and Non-Electrical Appliances, Materials and Spare Parts Company	3,410,041
661	Al-Namaa Al-Arabi Iron and Steel Industry Company	3,408,678
662	Al-Aafia Libyan Medical Industries Company	3,396,000
663	Abo Shenab for Import of Foodstuff Company	3,386,198
664	Babel International for Building Materials, Paints, Putty, Plastic and Raw Materials Industry Company	3,381,202
665	Cooperative Steel Industries Company	3,376,754
666	Bidayat Al-Mu'mar for Import of Building Materials and Sanitary Ware Company	3,358,124
667	Al-Atayeb for Import of Foodstuff, Livestock and Meat Company	3,350,599
668	Otoor Al-Wadi for Import of Foodstuff, Livestock and Meat Company	3,342,199
669	Al-Majd International for Detergents, Disinfectants and Descalers Industry Company	3,326,514
670	Al-Nibras for Import of Foodstuff, Livestock and Meat Company	3,322,059
671	Kona for Import of Foodstuff Company	3,318,766
672	Al-Adghal for Import of Fodder, Agricultural Supplies and Spare Parts Company	3,315,518
673	Mafaza Motors for Import of Means of Transport and Accessories Company	3,307,471
674	Taj Aviation Company	3,305,190
675	Riad Libya for Import of Foodstuff Company	3,301,017
676	Al-Taqaddum International for Import of Electrical and Non-Electrical Appliances, Materials and Spare Parts Company	3,293,850
677	Libya Al-Horra for Import of Generators, Electrical Machinery, Equipment and Spare Parts Company	3,291,275
678	Libya Al-Wataniyah Al-Oula for Wooden Industries and Furniture Manufacturing of All Types Company	3,275,814
679	Beta Cleaning Products Factory	3,275,282
680	Safari for Building Materials, Paints, Plastic and Raw Materials Industry Company	3,265,589
681	Al-Kouf for Import of Foodstuff Company	3,251,306

682	Al-Sahel Al-Akhdar Feed Industry Company	3,237,449
683	Al-Tarabot for Doors, Windows and Engineering Shapes Manufacturing Company	3,232,619
684	Al-Mazra'a Al-Jadeeda for Import of Livestock, Meat and Foodstuff Company	3,225,232
685	Al-Eltisaq Insulating Panels Industry Company	3,221,606
686	Elaf International for Import of Household Equipment Company	3,209,674
687	Hafana International for Import of Means of Transport and Accessories Company	3,208,570
688	Al-Fayd for Import of Building Materials, Sanitary Ware and Accessories Company	3,203,827
689	Al-Tahaddi Al-Khalid Al-Jadeed Food Industries Company	3,203,400
690	Hadarat Babel for Import of Cleaning Products Company	3,183,349
691	Future for Telecommunications and IT Company	3,175,740
692	Al-Imtiyaz Al-Hadeeth for Import of Building Materials, Sanitary Ware and Accessories Company	3,168,296
693	Hadeed Al-Wakshi Steel Industries Company	3,161,793
694	Toyoor Al-Jannah for Import of Books and Stationery Company	3,161,706
695	Libo Plast for Canned Packaging, Covers and Food Packaging Materials Manufacturing Company	3,152,506
696	Al-Qetaa Al-Thabet Aluminum Industry Company	3,151,254
697	Jibal Al-Auras International Building Materials Industry Company	3,150,284
698	Al-Oloos Flour, Grain, Feed Mills, Foodstuff and Rice Mills Industry Company	3,139,569
699	Al-Atibba Al-Awael for Import of Medical Equipment Company	3,132,384
700	Al-Sada Al-Mutamayyizoon Food & Sweets Industries Company	3,107,784
701	Al-Ibda' World for Medical Equipment Company	3,099,100
702	Al-Mobarmag Al-Hadeeth for Import of Electronic and Electrical Appliances and Accessories Company	3,091,500
703	Al-Wa'ad Al-Mutamayyiz for Import of Electronic and Home Appliances Company	3,077,146
704	Al-Wadi for Import of Building Materials Company	3,069,370
705	Al-Darb Al-Baeed for Import of Machinery, Agricultural Supplies and Spare Parts Company	3,069,172
706	Al-Mutakamel Al-Jadeed for Import of Foodstuff Company	3,041,954
707	Al-Farooq Medical for Import of Medicines, Medical Equipment, Preparations, and Mother & Child Care Company	3,038,718
708	Adwaa Al-Nayzak for Import of Electronic and Electrical Devices, Materials and Accessories Company	3,032,480
709	Al-Tariq Steel Industries Company	3,029,000
710	Al-Baidhan for Import of Means of Transport and Tires Company	3,007,994
711	Fresh Libya for Import of Electrical Appliances and Materials Company	3,004,864
712	Al-Jawhara for Import of Foodstuff Company	2,999,865
713	Al-Libiyya Al-Jadeeda for Import of Cars and Spare Parts Company	2,999,600
714	Libya Construction Group for Building Materials Industry Company	2,999,458
715	Sehatak Bil-Dunya for Import of Medical Equipment and Supplies Company	2,998,263

716	Mafateeh Al-Binaa Al-Hadeeth for Building Materials and Sanitary Ware Industry Company	2,997,653
717	Aabirat Al-Behar for Import of Tobacco, Cigarettes and Supplies Company	2,997,600
718	Al-Libiyya Al-Jadeeda Metal Industry Company	2,996,820
719	Qimmat Al-Tawassul for Import of Means of Transport and Accessories Company	2,990,929
720	Al-Dhaw' Al-Akhdar for Import of Medical Equipment and Supplies Company	2,984,967
721	Qasr Al-Jabal Electrical Industries Company	2,983,599
722	Al-Habba Al-Zahabiya Al-Alamiyah for Import of Agricultural Machinery, Supplies, Seeds, Fertilizers, Harvesting & Plowing Equipment Company	2,976,000
723	Al-Kanz Al-Sami Al-Awwal for Import of Electronic Devices Company	2,973,357
724	Bani Walid Woolen Industries Complex Company	2,972,500
725	Adwaa Al-Mrazeeq Feed Industry and Grain Milling Company	2,970,000
726	Al-Ne'am International Food Industries Company	2,970,000
727	Al-Safeer Al-Mutamayyiz Food Manufacturing Company	2,965,350
728	Fares Al-Mutamayyiza for Import of Medical Equipment, Medicines and Medical Preparations Company	2,964,825
729	Al-Naseem for Import of Household and Electrical Goods Company	2,963,710
730	Al-Barq Al-Mudhi for Import of Mother and Child Supplies Company	2,963,531
731	North Africa Soap and Cleaning Products Manufacturing Company	2,961,921
732	Qimmat Al-Ghedhaa International for Import of Foodstuff, Livestock and Meat Company	2,960,000
733	Al-Tawassul Al-Raqi for Telecommunications and IT Company	2,950,311
734	Sanabel Africa for Import of Foodstuff, Livestock and Meat Company	2,950,000
735	Al-Amal Al-Zaher Packaging and Food Packaging Company	2,947,406
736	Al-Subul Al-Masoomah for Import of Agricultural Machinery and Spare Parts Company	2,944,985
737	Al-Daleel Al-Tibbi for Import of Medicines and Medical Preparations Company	2,944,540
738	Marhaba for Import of Foodstuff Company	2,942,445
739	Joodat Al-Tawassul for Telecommunications, IT and Computer Services Company	2,941,412
740	Al-Ridhwan for Import of Electrical and Household Goods Company	2,939,616
741	Rimah Al-Janoub for Import of Clothes, Fabrics and Leather Goods Company	2,936,038
742	Carthage International for Import of Foodstuff and Fresh Fruits Company	2,926,870
743	Qodrat Al-Tasnee' Building Materials Manufacturing Company	2,924,340
744	Rawan Al-Amal for Import of Foodstuff, Livestock and Meat Company	2,923,665
745	Al-Osoor Al-Zahabiya for Import of Medical Equipment, Supplies, and Mother & Child Care Company	2,923,079
746	Al-Khibra Group for Import of Building Materials, Sanitary Ware and Accessories Company	2,920,137
747	Areej Al-Yasmeen for Import of Electrical and Non-Electrical Materials and Spare Parts Company	2,915,730
748	Aral Trading for Import of Foodstuff, Livestock and Meat Company	2,915,000
749	Alfa for Import of Electrical Materials, Equipment and Supplies Company	2,911,077

750	Jamal Al-Fakhama Al-Oula for Import of Cleaning Products and Skin Care Company	2,907,105
751	Al-Tariq for Import of Agricultural Supplies Company	2,903,864
752	Al-Sahel Al-Libi Al-Awwal for Import of Electrical & Electronic Devices, Materials and Machinery Company	2,901,066
753	Al-Khairat Al-Libiyya Feed Industry and Grain Milling Company	2,900,000
754	Masat Al-Anaqa for Import of Clothes and Textiles Company	2,899,599
755	Rayhana Al-Jadeeda for Import of Cleaning Products Company	2,899,135
756	Osool Al-Teknologya for Electronic and Electrical Devices Manufacturing Company	2,897,626
757	Al-Meyra Food Industries Company	2,896,582
758	Al-Waraq Al-Musanna' Plastic Industries Company (All Types and Accessories)	2,895,636
759	Sama Misurata for Import of Foodstuff, Fruits, Livestock and Meat Company	2,894,261
760	Asas Software Development Company	2,891,940
761	Mafateeh Al-Khair for Import of Electrical Devices, Materials, Spare Parts and Electronic Accessories Company	2,891,940
762	Al-Tawassul Al-Mutamayyiz for Import of Medical Equipment Company	2,891,918
763	Al-Tattawur Ceramic and Porcelain Manufacturing Company	2,891,365
764	Al-Auras Al-Zahabiya Al-Lami'a for Import of Building Materials, Sanitary Ware and Accessories Company	2,890,315
765	Dar Carthage for Import of Medical Equipment, Medicines, Medical Preparations, and Mother & Child Care Company	2,887,230
766	Joodat Al-Itqan Al-Oula Food Industries Company	2,882,110
767	Al-Yaqeen Al-Libiyya for Animal & Agricultural Production, Development and Investment Company	2,879,058
768	Khairat Al-Ardh Al-Oula for Import of Foodstuff, Fruits, Livestock and Meat Company	2,878,942
769	Al-Sahl Al-Tibbi for Import of Medicines and Medical Equipment Company	2,878,756
770	Al-Amani Al-Baidhaa for Import of Foodstuff Company	2,868,900
771	Jinan Al-Mustaqbal for Import of Electrical and Electronic Materials Company	2,868,370
772	National Machinery, Heavy Equipment, Spare Parts and Factory Supplies Import Company	2,860,987
773	Al-Turuq Al-Jadeeda for Raw Industrial and Complementary Materials Industry Company	2,856,721
774	Al-Aaref for Import of Electrical and Non-Electrical Appliances, Materials, Spare Parts and Electronics Company	2,855,467
775	Shaqaiq Al-No'man for Import of Foodstuff Company	2,851,206
776	Al-Badeel Al-Jadeed for Import of Raw Materials Company	2,851,200
777	Al-Khutwa Al-Oula Panel and Insulating Materials Industry Company	2,850,000
778	Al-Ma'moora Al-Jadeeda Mills, Feed and Rice Mills Company	2,849,350
779	A'ali Tripoli for Import of Foodstuff Company	2,842,271
780	Asalat Al-Madina for Import of Foodstuff Company	2,842,039
781	Seyran for Import of Medicines and Medical Equipment Company	2,839,887
782	Al-Mada Al-Qarri for Import of Foodstuff Company	2,839,200
783	Al-Nubalaa Al-Oula for Import of Foodstuff, Livestock and Meat Company	2,832,500

784	Fan Al-Teknologya for Import of Electrical Devices, Materials, Spare Parts, Electronics and Accessories Company	2,823,355
785	Buyoot Al-Ezz Group for Import of Building Materials, Sanitary Ware and Electrical Materials Company	2,823,015
786	Al-Abrar for Import of Mobile Devices and Accessories Company	2,820,000
787	Al-Jadeed Al-Tayyib for Import of Medical Equipment and Mother & Child Supplies Company	2,817,812
788	Wahat Al-Tiqniya Al-Electroniyya for Import of Electronic Devices, Accessories and Spare Parts Company	2,813,996
789	Al-Makhzoon Al-Tayyib for Import of Mother and Child Supplies Company	2,800,147
790	Al-Aseel Joint Stock Food Industries Company	2,792,644
791	Zaid Al-Kamel for Import of Medicines, Medical Preparations, and Mother & Child Supplies Company	2,792,559
792	Muntaha Al-Imtiyaz for Import of Raw Materials Company	2,790,000
793	Al-Majdoub Marble Cutting and Shaping Factory	2,788,202
794	Al-Rawda PVC and Aluminum Industry Company	2,787,180
795	Kunooz Al-Ardh for Import of Raw Materials Company	2,785,175
796	Al-Jooda Manufacturing, Electrical Assembly, Home and Electronic Materials Company	2,784,165
797	Safwat Al-Mustaqbal for Import of Electronic and Electrical Devices Company	2,782,399
798	Al-Ghazala Al-Libiyya for Import of Foodstuff Company	2,779,381
799	Matajer for Import of Medical Equipment and Supplies Company	2,778,600
800	Tawassul Al-Ghad for Import of Foodstuff Company	2,776,991
801	Al-Maknoon Al-Awwal Raw Materials Industry Company	2,764,483
802	Aman Al-Ghad for Import of Foodstuff, Livestock and Meat Company	2,763,240
803	Ma'idat Al-Khair Al-Tayyib for Import of Raw Materials Company	2,761,965
804	Al-Hazel Al-Mutamayyiz Sponge and Mattress Manufacturing Co. Ltd.	2,761,410
805	Best Specifications Furniture Import Company	2,759,960
806	Al-Marsad Al-Jame' Al-Mobtaker Food Industries Company	2,751,010
807	Libyan Amazon for Import of Mobile Phones and Accessories Company	2,750,020
808	Buheirat Al-Saraya for Import of Electrical and Non-Electrical Appliances, Materials and Spare Parts Company	2,745,088
809	Al-Idha'a Al-Baidhaa for Import of Electrical Appliances and Household Utensils Company	2,744,518
810	Ayadi Al-Tattawur Plastic Industries Company	2,741,656
811	Tazweed Libya for Import of Foodstuff Company	2,734,904
812	Lahazat Al-Sa'ada for Import of Foodstuff Company	2,731,096
813	Lamsat Al-Asas for Import of Electrical and Non-Electrical Devices, Materials, Spare Parts and Electronics Company	2,730,632
814	Title for Import of Machinery, Factory Equipment, Workshops and Supplies Company	2,717,548
815	Al-Haj International & Partners for Import of Electrical and Non-Electrical Devices, Materials and Spare Parts Company	2,716,772
816	Al-Shorouk Al-Libiyya Poultry Breeding and Hatching Company	2,715,000

817	Al-Tafawwuq Mills and Feed Company	2,704,128
818	Al-Mesbah Al-Awwal for Import of Heavy Machinery, Equipment, Supplies and Spare Parts Company	2,703,000
819	Al-Himam Al-Aliya Steel Industries Co. Ltd.	2,702,475
820	Al-Saraya Al-Raqiya for Import of Foodstuff, Fresh Vegetables, Fruits and Meat Company	2,702,001
821	Al-Madhaq Al-Sare' Food Industries Company	2,701,039
822	Al-Hawatef Al-Mutaherrika for Import of Electronic Devices, Accessories and Spare Parts Company	2,697,808
823	Itqan Al-Elm for Import of Stationery and Books Company	2,687,113
824	Al-Injaz Al-Mutafawwiq Cement Industry Company	2,683,632
825	Al-Balat Al-Sulb Building Materials Industry Company	2,680,731
826	Sheela for Import of Foodstuff, Livestock and Meat Company	2,679,770
827	Al-Kouf Furniture Industry Company (All Types)	2,670,155
828	Al-Asas Al-Mateen for Import of Medical Equipment Company	2,670,000
829	Abraj Al-Fakhama Al-Oula for Import of Cleaning Products, Beauty Products and Hardware/Trinkets Company	2,669,553
830	Misahat Al-Amal Aluminum Industry Company	2,668,497
831	Al-Jusoor for Import of Agricultural Machinery, Supplies and Equipment Company	2,668,056
832	Al-Istimrar for Import of Foodstuff Company (Subsidiary of Al-Ta'awun Al-Mustamirr Holding)	2,667,590
833	Mazra'at Al-Amal for Import of Agricultural Machinery, Supplies and Spare Parts Company	2,666,600
834	Haram Al-Shifaa for Import of Medical Equipment and Mother & Child Supplies Company	2,666,202
835	Al-Diqqa Aluminum Industry Company	2,663,102
836	Al-Tiqniya International for Import of Medicines and Medical Supplies Company	2,662,298
837	Al-Bareeq Al-Awwal for Import of Medical Equipment and Mother & Child Supplies Company	2,650,550
838	Al-Badiya Al-Areeqa Building Materials Industry Company	2,650,238
839	Al-Sallam Al-Harami Steel Industries Company	2,640,113
840	Najm Al-Ta'alluq Al-Raqi for Import of Agricultural Machinery and Supplies Company	2,639,320
841	Al-Binaa Al-Jadeed for Import of Building Materials Company	2,634,311
842	Rimas Medical for Import of Medical Equipment, Medicines, Preparations, and Mother & Child Supplies Company	2,632,754
843	Aghdhiyat Al-Shahd for Import of Foodstuff Company	2,620,623
844	Mufaja'at Al-Khair for Import of Foodstuff Company	2,612,021
845	Naqaa Al-Bashara for Import of Beauty Products, Hardware/Trinkets and Cleaning Products Company	2,611,101
846	Al-Hadeed Al-Mateen Steel Industries Company	2,611,101
847	Al-Masa for Import of Foodstuff Company	2,608,965
848	Mara'i Biladna for Import of Livestock and Meat Company	2,605,241
849	Al-Ghuwayri Steel Industries Company	2,603,000
850	Basateen Al-Jabal for Import of Raw Materials Company	2,602,603

851	Taj International for Import of Electronics and Computer Devices Company	2,601,040
852	Al-Ataa International for Import of Foodstuff, Livestock and Meat Company	2,598,800
853	Al-Jeera for Import of Foodstuff, Livestock and Meat Company	2,592,000
854	Shu'a' Al-Nujoom for Import of Building Materials and Sanitary Ware Company	2,588,575
855	Wasa'il Al-Barmajiyyat for Import of Electrical & Non-Electrical Appliances, Materials, Spare Parts and Machinery Company	2,581,509
856	Al-Masdar Al-Raqi Food Industry Company	2,580,233
857	Al-Lahaq for Import of Electrical and Non-Electrical Appliances, Materials and Spare Parts Company	2,577,687
858	Qimmat Al-Madhaq Food Industries Company	2,576,286
859	Al-Sahraa Al-Zahabiya Food Industries Company	2,575,000
860	Al-Waha Insurance Company	2,568,479
861	Condor Libya for Import of Electrical and Non-Electrical Appliances, Electronics, Parts and Accessories Company	2,567,300
862	Raqa'iq Al-Thurra for Import of Fertilizers, Seeds and Agricultural Supplies Company	2,566,550
863	Al-Ma'dan Al-Asfar for Import of Raw Materials Company	2,558,879
864	Tibesti Al-Hadeetha for Import of Cars and Spare Parts Company	2,555,787
865	Joodat Al-Ma'dan for Import of Raw Materials Company	2,554,817
866	Ayqonat Al-Mutawassit for Import of Feed and Grains Company	2,553,214
867	Al-Rashed Al-Mudhi for Import of Clothes, Textiles and Leather Products Company	2,550,000
868	Al-Ra'id for Import of Means of Transport and Accessories Company (Subsidiary of Badr Holding Group)	2,548,600
869	Maysan Food Industries Company	2,532,386
870	Al-Widad for Import of Foodstuff, Livestock and Meat Company	2,531,177
871	Jadeed Al-Ma'dan for Import of Raw Materials Company	2,529,867
872	Elaf International Al-Mutamayyiza for Import of Clothes, Textiles and Shoes Company	2,527,350
873	Al-Khiyam PVC Industry Company	2,524,775
874	Doroob Libya International Plastic Industries Company	2,521,272
875	Doroob Al-Khair for Import of Medical Equipment Company	2,520,000
876	Al-Murshid Group for Import of Means of Transport and Accessories Co. Ltd.	2,519,522
877	Gharb Al-Mutawassit for Import of Cleaning Products Company	2,512,204
878	Al-Muntaha International for Import of Electrical and Non-Electrical Appliances, Materials and Spare Parts Company	2,504,465
879	Al-Noor Al-Oula Food Industries Company	2,502,158
880	Al-Noorain International for Import of Raw Materials Company	2,500,182
881	Asr Al-Binaa Al-Dawli for Import of Building Materials and Accessories Company	2,496,445
882	Inarat Al-Mutawassit for Import of Electrical and Non-Electrical Devices and Materials Company	2,492,749
883	Joodat Al-Kham for Import of Raw Materials Company	2,489,250

884	Sahel Al-Hansheer for Import of Electrical & Non-Electrical Devices, Materials, Spare Parts and Electronics Company	2,479,465
885	Al-Teknologya Al-Lami'a for Import of Electrical & Non-Electrical Devices, Materials, Spare Parts and Electronics Company	2,471,610
886	Al-Ittihad Al-Raida for Import of Furniture Company	2,467,924
887	Al-Watad Al-Akbar Paint Industry Company	2,466,531
888	Shamal Al-Qarra for Import of Building Materials and Sanitary Ware Company	2,462,559
889	Alam Al-Fadaa Al-Tiqni for Import of Electronic and Electrical Devices Company	2,458,975
890	Al-Seel Plast Plastic Industries Company	2,451,391
891	Nujoom Al-Sheyaka for Import of Clothes, Textiles and Shoes Company	2,448,384
892	Al-Waqi'iya for Building Materials, Sanitary Ware and Accessories Industry Company	2,443,993
893	Al-Hussein Electrical Industries and Services Company	2,441,901
894	Al-Maw'id Al-Jadeed Cleaning Products Industry Company	2,441,205
895	Al-Zaytouna Plastic Industries Company	2,438,854
896	Ardh Al-Khairat Coffee Industry Company	2,431,776
897	Abraj Al-Amal for Import of Medical Equipment and Supplies Company	2,420,408
898	Al-Qasr Al-Malaki for Import of Medical Equipment, Medicines, Preparations, and Mother & Child Supplies Company	2,415,608
899	Shams Al-Aseel for Import of Electrical & Non-Electrical Devices, Materials, Spare Parts and Electronics Company	2,414,854
900	Noor Al-Islam Al-Oula for Import of Cleaning Products Company	2,410,150
901	Saba for Import of Foodstuff Company	2,409,353
902	Osool Al-Barmaja for Import of Electrical & Non-Electrical Devices, Materials, Spare Parts and Electronics Company	2,407,435
903	Al-Takamul Corrugated Sheet Metal Manufacturing Factory	2,407,290
904	Al-Fadheel for Import of Tires Company	2,400,675
905	Developers Group for Aluminum and PVC Industry Company	2,400,334
906	Al-Jawhara Al-Zarqaa for Import of Raw Materials Company	2,400,000
907	Al-Ma'dan Al-Libi for Steel and Hangar Industries Company	2,399,820
908	Delta Al-Muttahida Packaging Materials Industry Company	2,396,411
909	Mafaza Petrochemical Industries Company	2,395,987
910	Qimmat Al-Taqaddum Building Materials Industry Company	2,392,929
911	Al-Ayadi Al-Zahabiya Al-Muttahida for Import of Electronics Company	2,392,639
912	Aryaf Biladi for Import of Foodstuff Company	2,391,722
913	Sultan Al-Khair for Import of Foodstuff Company	2,381,780

914	Jibal Al-Khair for Import of Medical Equipment Company	2,380,500
915	Al-Ijtihad for Import of Electrical and Non-Electrical Appliances and Spare Parts Company	2,380,254
916	Khubaraa Al-Buzoor for Import of Agricultural Machinery, Equipment, Supplies and Spare Parts Company	2,370,390
917	Durrat Al-Moheet for Import of Raw Materials Company	2,365,743
918	Al-Unwan for Import of Household Items, Electrical & Electronic Devices and Accessories Company (Subsidiary of Mayz Company)	2,364,538
919	Misurata Plastic Pipes Factory	2,364,419
920	Al-Ittihad Al-Felahi for Import of Electrical Materials and Spare Parts Company	2,361,242
921	Aryaf Al-Mutawassit for Import of Means of Transport and Accessories Company	2,359,214
922	Al-Manazil Al-Barraqa for Import of Beauty Products, Hardware/Trinkets and Cleaning Products Company	2,354,932
923	Al-Salaba Al-Libiyya Steel Industries Company	2,350,985
924	Al-Nujoom Al-Jadeeda for Import of Foodstuff, Livestock and Meat Company	2,347,896
925	Al-Yasmeen Al-Iqleemiya for Import of Foodstuff Company	2,345,227
926	Al-Tariq Al-Amen Al-Oula for Import of Cars Company	2,340,000
927	Al-Ahd Al-Wafi Building Materials Industry Company	2,334,905
928	Al-Rayyan Al-Raqi for Import of Foodstuff and Catering Goods Company	2,332,980
929	Al-Ruwad for Import of Clothes, Textiles and Leather Products Company	2,324,776
930	Khairat Al-Jood for Import of Agricultural Machinery, Supplies and Spare Parts Company	2,319,235
931	Al-Bidaya Al-Mutaqaddima for Import of Electronic Devices Company	2,315,920
932	Al-Masar Al-Libi for Import of Foodstuff, Livestock and Meat Company	2,315,812
933	Al-Bait Al-Zaki Al-Jadeed for Import of Electrical and Non-Electrical Devices and Materials Company	2,303,065
934	Themar Al-Najah for Import of Agricultural Machinery, Equipment and Supplies Company	2,299,048
935	Al-Tilal for Import of Agricultural Machinery, Supplies and Spare Parts Company	2,294,647
936	Al-Tawassul Al-Momayaz Group for Import of Raw Materials Company	2,293,686
937	Al-Najma Al-Zahabiya Textile and Bag Manufacturing Company	2,289,355
938	Al-Qodra Al-Muttahida for Import of Electrical Equipment, Electronic Devices and Accessories Company	2,287,462
939	Al-Barari Al-Khair Feed Industry Company	2,284,876
940	Al-Butnan for Import of Veterinary Medicines Company	2,282,542
941	Baiti Al-Mateen Aluminum Industry Company	2,282,481
942	Al-Hijaz International for Import of Foodstuff, Livestock and Meat Company	2,279,539
943	Al-Zaytouna Al-Khadraa for Import of Agricultural Machinery, Supplies and Spare Parts Company	2,274,467
944	Sarawah for Import of Foodstuff, Livestock and Meat Company	2,267,188
945	Istibraq Al-Diqqa for Import of Phones, Electronic Devices and Accessories Company	2,263,076
946	Gulf Group for Building Materials and Clinker Grinding Industry Company	2,261,852
947	Al-Yamama Aluminum and PVC Industry Company	2,258,703

948	Al-Nahda Prefabricated Housing Factory	2,257,260
949	Huqool Al-Baraka for Import of Agricultural Machinery, Equipment and Supplies Company	2,238,476
950	Noor Al-Taqaddum for Import of Foodstuff Company	2,234,247
951	Tilal Al-Badr Al-Oula Food Industries Company	2,228,759
952	Aradhi Al-Mustaqbal for Import of Electronic Devices, Mobile Phones and Accessories Company	2,222,408
953	Al-Shorouk Al-Naseh for Import of Foodstuff Company	2,201,189
954	Jeel Al-Amal for Import of Livestock and Meat Company	2,199,750
955	Judoor Al-Ataa for Import of Machinery, Equipment and Supplies Company	2,192,986
956	Sama Al-Ta'alluq Al-Jadeeda for Import of Foodstuff, Livestock and Meat Company	2,190,914
957	Al-Jayyid for Agricultural and Animal Production and Investment Company	2,188,710
958	Rima for Import of Foodstuff Company	2,186,522
959	Libyan Engines for Import of Cars and Spare Parts Company	2,185,108
960	Al-Ma'ali Al-Wataniyah for Furniture, Doors and Windows Manufacturing Company	2,184,487
961	Al-Anwar Al-Mutaqaddima for Import of Medical Equipment Company	2,183,077
962	Al-Nukhba for Import of Foodstuff Company	2,182,317
963	Al-Qadiroon for Import of Clothes and Textiles Company	2,181,195
964	Al-Ikleel for Import of Beauty Products, Hardware/Trinkets and Cleaning Products Company	2,178,327
965	Al-Awael Al-Ghidha'iya Al-Jadeeda for Import of Foodstuff Company	2,172,436
966	Al-Bait Al-Jameel Kitchens and Furniture Industry Company	2,170,774
967	Zira'at Al-Mustaqbal for Import of Agricultural Machinery and Supplies Company	2,165,412
968	Nabtat Al-Mustaqbal for Import of Agricultural Machinery and Equipment Co. Ltd.	2,159,254
969	Asrab Taqat Al-Oula for Import of Electrical Devices and Materials Company	2,152,668
970	Al-Malakiya Al-Oula for Import of Raw Materials Company	2,148,994
971	Alam Al-Tiqniya Paper & Plastic Cup Industry Company	2,147,280
972	Mart International for Import of Electrical and Electronic Devices Company	2,140,817
973	Fayyoum Feed Industry and Grain Milling Company	2,138,519
974	Homi for Import of Electrical and Non-Electrical Devices, Materials and Spare Parts Company	2,137,548
975	Sultan Al-Baraka for Import of Foodstuff Company	2,136,611
976	Abwab Al-Ataa Aluminum and Sheet Metal Manufacturing Company	2,136,597
977	Libya Al-Ghad for Import of Raw Materials Company	2,131,680
978	Darsaf Libya Ceramic, Porcelain and Sanitary Ware Industry Company	2,131,587
979	Al-Murooj Kitchens Industry Company	2,131,307
980	Tawassul Libya for Import of Electronics Company	2,130,765
981	Al-Fayez Kitchens and Furniture Industry Company	2,129,397
982	Al-Jadeeda Food Industry Company	2,129,126

983	Al-Diwan for Import of Medicines, Medical Preparations, and Mother & Child Supplies Company	2,122,402
984	Al-Hayat Al-Shafiya for Import of Medical Equipment and Mother & Child Supplies Company	2,112,091
985	Mafateeh Al-Kawn for Import of Electrical & Non-Electrical Devices, Materials, Spare Parts and Electronics Company	2,106,205
986	Qasr Al-Ward Kitchens and Furniture Industry Company	2,102,967
987	Long Wires for Import of Electrical & Non-Electrical Devices, Materials, Spare Parts and Electronics Company	2,102,351
988	Helal Al-Qamar for Import of Electronic & Electrical Devices, Materials and Spare Parts Company	2,099,280
989	Al-Suhub Telecom Services, IT and Electrical Networks Company	2,085,244
990	Al-Ghaidaa for Import of Foodstuff Company	2,079,284
991	Al-Dhurra for Import of Agricultural Materials, Supplies and Spare Parts Company	2,074,993
992	Bait Al-Madina for Import of Electrical and Non-Electrical Appliances and Spare Parts Company	2,068,726
993	Al-Diqqa Al-Mutamayyiza for Import of Agricultural Machinery, Equipment, Supplies and Spare Parts Company	2,067,871
994	Al-Rimal for Import of Mother and Child Supplies Company	2,066,995
995	Maghro for Import of Electrical & Non-Electrical Devices, Materials, Spare Parts and Electronic Accessories Company	2,066,040
996	Al-Madmouna for Import of Building Materials, Sanitary Ware and Accessories Company	2,061,571
997	Modern Elite for Import of Electrical and Electronic Goods Company	2,057,716
998	Kawkab Al-Ta'am Food Industries Company	2,050,979
999	Al-Shadha for Import of Medicines and Medical Equipment Company	2,047,800
1000	Rabwat Al-Gharb for Import of Foodstuff Company	2,044,282
1001	Tripoli Carpet Manufacturing Company	2,022,375
1002	Biladi Paint Manufacturing Factory	2,017,698
1003	Al-Najma Soap and Cleaning Products Manufacturing Company	2,014,538
1004	Al-Sonbola Food Industries Company	2,014,424
1005	Al-Namaa Al-Felahi for Import of Agricultural Materials, Supplies and Spare Parts Company	2,014,310
1006	Al-Ayn Al-Sahera for Import of Foodstuff Company	2,014,030
1007	Al-Hadatha Al-Jadeeda Al-Alamiyah for Import of Electrical & Non-Electrical Devices and Materials Company	2,013,050
1008	Jusoor Al-Diqqa for Import of Electrical & Non-Electrical Devices, Materials, Electronics and Accessories Company	2,006,837
1009	Al-Risala for Import of Foodstuff Company	2,001,960
1010	Al-Uboor Al-Dawliya Al-Oula for Import of Foodstuff Company	2,000,000
1011	Manarat Al-Sahel for Import of Foodstuff Company	1,999,296
1012	Al-Wasf Al-Mahdood for Import of Raw Materials Company	1,997,574
1013	Qatees for Import of Electrical & Non-Electrical Devices, Materials, Spare Parts and Electronics Company	1,997,494
1014	Ma'ayeer Al-Tafawwuq for Import of Mobile Devices and Accessories Company	1,996,999

1015	Al-Gheiran Al-Jadeeda for Import of Furniture Company	1,995,175
1016	Al-Qal'a for Import of Agricultural Materials and Supplies Company	1,990,000
1017	Libyan Express Aviation Services Company	1,986,324
1018	Al-Wahda Shipping Agencies Company	1,984,600
1019	Al-Jeera Al-Alamiyah for Import of Foodstuff, Livestock and Meat Company	1,984,437
1020	Al-Tawazun for Import of Heavy Machinery, Equipment, Supplies, Parts, and Factory & Workshop Outfitting Company	1,982,500
1021	Al-Me'mar Al-Rasekh for Import of PVC, Aluminum and Accessories Company	1,982,462
1022	Al-Murabbi Feed Industry and Grain Milling Company	1,981,469
1023	Al-Fahad Al-Sare' for Import of Raw Materials Company	1,980,369
1024	Tabahi Telecom, Tech and Information Technology Company	1,973,980
1025	Al-Qusoor Al-Alamiyah for Import of Foodstuff Company	1,973,550
1026	Modern Engineering Arts General Contracting and Real Estate Investment Company	1,962,788
1027	Larin for Import of Agricultural Machinery, Supplies and Spare Parts Company	1,960,360
1028	Arab Union Raw Materials Industry Company	1,956,185
1029	A'midat Al-Inara Al-Mumtadda for Import of Mobile Phones Company	1,956,057
1030	Golden Services for Telecommunications and Tech Company	1,951,938
1031	Al-Alamiyah Al-Mutamayyiza for Import of Means of Transport and Accessories Company	1,950,923
1032	Al-Wajha Al-Alamiyah for Import of Electronics Company	1,950,433
1033	Al-Mutawassit Al-Zaher for Import of Foodstuff Company	1,948,310
1034	Al-Diyar Al-Alamiyah for Import of Building Materials, Sanitary Ware and Accessories Company	1,942,569
1035	Neom E-Payment Services Company	1,941,875
1036	International Textile Carpets and Rugs Manufacturing Company	1,940,596
1037	Arab Telecom and Tech Company	1,933,230
1038	Al-Khadhoori Agricultural Carts and Water Tanks Manufacturing Factory	1,928,750
1039	Al-Shaheen Al-Awwal Mills and Feed Industry Company	1,925,000
1040	Ajwaa Agricultural and Animal Production Investments Company	1,911,745
1041	Steel International for Steel Industries Company	1,910,025
1042	Al-Tajaddud PVC Industry Company	1,904,552
1043	Shorooq Libya for Import of Foodstuff Company	1,901,042
1044	Talia for Import of Foodstuff Company	1,895,750
1045	Naseem Al-Bahr Misurata Food Industries Company	1,895,433
1046	Darb Al-Khair for Import of Electrical Devices and Electronics Company	1,894,721
1047	Mara'i Al-Jabal Feed Industry Company	1,890,000
1048	Al-Fath Mills and Feed Company	1,890,000

1049	Itr Al-Haramain for Import of Foodstuff and Fresh Fruits Company	1,886,451
1050	Ghedhaa Talia for Import of Foodstuff, Livestock and Meat Company	1,879,647
1051	Bin Jaber Auto Spare Parts Import Company	1,877,221
1052	Al-Nayzak Al-Zahabiya for Import of Means of Transport and Accessories Company	1,876,000
1053	Afaq Al-Ghad Printing and Publishing Company	1,875,044
1054	Al-Mawasifat Al-Zahabiya for Import of Building Materials Company	1,871,479
1055	Al-Nahda Al-Wataniya for Import of Means of Transport and Accessories Company	1,865,208
1056	Mearsine for Import of Household and Electrical Goods Company	1,863,172
1057	Al-Bayader Al-Khadraa for Import of Various Means of Transport and Accessories Company	1,851,689
1058	Sabq Al-Aseel for Import of Foodstuff Company	1,850,221
1059	Hadeed Al-Binaa Al-Mutaqaddima for Import of Building Materials and Sanitary Ware Company	1,849,778
1060	Diwan Al-Itarat for Import of Tires, Means of Transport and Accessories Company	1,848,943
1061	Caracas for Import of Foodstuff Company	1,848,150
1062	Sahara Group Oil Services Company	1,847,300
1063	Al-Shohub Al-Areeqa for Import of Cars, Transport Means, Accessories and Spare Parts Company	1,845,000
1064	E'mar Steel Industries and Corrugated Sheet Metal Company	1,842,580
1065	Al-Nari International Group for Import of Heavy Machinery, Equipment, Supplies and Parts Company	1,840,821
1066	North Africa International for Import of Electrical Generators and Spare Parts Company	1,839,295
1067	Mart Group Food Industries Company	1,835,455
1068	Hittin Al-Alamiyah for Import of Cars, Various Means of Transport and Parts Company	1,829,750
1069	Al-Noor for Import of Foodstuff Company	1,827,650
1070	Qarza for Import of Foodstuff and Fresh Fruits Company	1,826,349
1071	Doroob Al-Rahaa for Import of Foodstuff Company	1,820,000
1072	Manarat Al-Bahr Al-Mutawassit Cleaning Products and Accessories Manufacturing Company	1,813,260
1073	Eagle International for Import of Electronic & Electrical Devices, Accessories and Parts Company	1,812,912
1074	Marahil Al-Binaa for Import of Building Materials and Sanitary Ware Company	1,811,943
1075	Gulf Shoe and Leather Products Manufacturing Company	1,801,887
1076	Al-Hayat Al-Mutamayyiza for Import of Electrical Devices Company	1,800,226
1077	Al-Kawkab Al-Zahabi for Import of Electronic Devices, Accessories and Spare Parts Company	1,799,490
1078	Nasmat Al-Shamal Raw Materials Industry Company	1,793,368
1079	Arin Water Bottling and Packaging Company	1,792,957
1080	Dar Al-Salam for Import of Foodstuff Company	1,785,098
1081	Rabie' Al-Darb for Import of Means of Transport and Accessories Company	1,782,522
1082	United Aluminum, PVC and Decor Manufacturing Company	1,781,777
1083	Al-Taj Al-Raqmi for Import of Electronic Devices, Accessories and Spare Parts Company	1,780,260

1084	Al-Shifaa for Import of Medicines and Medical Equipment Company	1,776,709
1085	Qasr Al-Sadeer for Import of Ceramic and Building Materials Company	1,773,921
1086	Dar Al-Khibra for Import of Cars and Spare Parts Company	1,765,980
1087	Al-Nusoor Al-Zahabiya for Import of Transport Means and Accessories Co. Ltd.	1,765,494
1088	Al-Noor for Import of Means of Transport and Accessories Company	1,764,222
1089	Al-Toumi for Import of Building Materials and Sanitary Ware Company	1,763,944
1090	Al-Saqiya for Import of Foodstuff, Livestock and Meat Company	1,760,586
1091	Future Gypsum and Decor Manufacturing Factory	1,753,117
1092	Wadi Al-Hayat for Import of Raw Materials Company	1,750,352
1093	Rukn Al-Dhiyaa for Import of Electrical & Non-Electrical Devices, Materials and Electronics Company	1,750,337
1094	Elaf International Al-Muttahida for Import of Clothes, Textiles, Shoes and Leather Goods Company	1,750,000
1095	Diqqat Al-Ikhtiyar for Import of Electrical & Non-Electrical Devices, Materials and Spare Parts Company	1,748,960
1096	Qoot Al-Yawm Food Industry Company	1,744,539
1097	Dadas Mills, Feed and Rice Mills Company	1,738,187
1098	Al-Ayn Well Drilling & Maintenance, General Contracting and Real Estate Investment Company	1,734,000
1099	Libyan United for Import of Medical Equipment Company	1,730,485
1100	Al-Sarai Aluminum Doors and Windows Manufacturing Factory	1,726,707
1101	Futoon Libya Clothes Import Company	1,720,000
1102	Qasr Al-Khaleel for Import of Means of Transport and Accessories Company	1,709,000
1103	Alam Al-Keemiya for Import of Raw Materials Company	1,708,017
1104	Arar for Import of Foodstuff, Livestock and Meat Company	1,707,568
1105	Al-Tamayyuz Aluminum and PVC Industry Factory	1,704,070
1106	Themar Tripoli for Import of Foodstuff Company	1,701,650
1107	Modern Advanced Tech for Import of Medical Equipment, Medicines, Preparations & Supplies Company	1,697,215
1108	Al-Khatt Al-Mudhi Al-Jadeed for Import of Electronic, Electrical & Household Devices and Spare Parts Company	1,694,351
1109	Al-Sultan Plastic Industries Company	1,693,055
1110	Al-Khairat Al-Mutaqaddima for Import of Means of Transport and Accessories Company	1,693,010
1111	Darsaf for Import of Building Materials, Sanitary Ware and Accessories Company	1,684,800
1112	Al-Raswa Plastic Industries Company	1,673,050
1113	Modern Profiles Aluminum Industry Company	1,668,231
1114	Buheirat Al-Saraya Heavy Machinery, Equipment, Parts and Factory Equipment Import Company	1,667,063
1115	Nawafidh Al-Qal'a Aluminum, PVC Doors/Windows and Decor Manufacturing Company	1,666,294
1116	Dari for Import of Electrical & Non-Electrical Devices, Materials, Spare Parts and Electronics Company	1,662,983
1117	International Desert Food Industries Company	1,662,900
1118	Al-Daffa Al-Libiyya for Import of Electrical and Non-Electrical Devices, Materials and Spare Parts Company	1,657,759

1119	Qasr Al-Jubran for Import of Foodstuff, Livestock and Meat Company	1,650,000
1120	Libya Al-Majd for Import of Cleaning Products and Hardware/Trinkets Company	1,646,523
1121	Al-Zawiya Oil for Import of Oil, Lubricants and Auto Accessories Company	1,645,710
1122	Bin Faraj Tires and Batteries Import Co. Ltd.	1,644,520
1123	World of Accessories Auto Import and Spare Parts Company	1,640,114
1124	Al-Mustawrid Al-Jadeed for Import of Foodstuff, Livestock and Meat Company	1,636,233
1125	Al-Dali Food Industries Co. Ltd.	1,627,296
1126	Carthage Al-Muta'alliqa for Import of Foodstuff, Fresh Fruits, Livestock and Meat Company	1,624,693
1127	Al-Noor Grain Milling and Rice Mill Company	1,624,685
1128	Al-Isnad for Import of Means of Transport and Accessories Company	1,617,400
1129	Al-Baraq Al-Awwal for Import of Generators, Electrical & Non-Electrical Devices and Parts Company	1,616,848
1130	Jannat Al-Khairat for Import of Foodstuff Company	1,614,755
1131	Steel Corrugated Sheet Metal Manufacturing Factory	1,609,411
1132	Shumo' Al-Insha'at Metal Industries Company	1,607,278
1133	Jisr Al-Ataa Al-Fiddhi for Import of Cleaning Products Company	1,606,000
1134	Bareeq Al-Asriya Al-Oula Cleaning Products Manufacturing Company	1,601,000
1135	Al-Sidra Al-Jadeeda for Import of Electrical Devices Company	1,600,108
1136	Tech Telecom and Data Company	1,600,000
1137	Banan for Import of Perfumes, Beauty Products, Hardware/Trinkets and Cleaning Products Company	1,594,865
1138	Masafi Food, Water and Beverage Manufacturing Company	1,585,455
1139	Al-Sarh Al-Fiddhi Heavy Machinery, Equipment, Supplies and Spare Parts Import Company	1,583,915
1140	Wahat Al-Gharb for Import of Electronic Devices, Mobile Phones and Accessories Company	1,583,475
1141	Al-Ghedhaa Al-Katheer for Import of Foodstuff, Livestock and Meat Company	1,581,440
1142	Saharana for Import of Cleaning Products Company	1,578,524
1143	Modern Gardens for Import of Agricultural Machinery, Supplies and Spare Parts Company	1,574,556
1144	Arkan Plastic Bag Manufacturing Factory	1,573,500
1145	Riad Food Industries Company	1,573,280
1146	Apollonia Pharma for Import of Medicines, Mother & Child Supplies Company	1,570,551
1147	Sanabel Al-Baraka Mills, Feed and Rice Mills Company	1,566,951
1148	Bain Al-Nahrin for Import of Foodstuff Company	1,566,845
1149	Fakhama Al-Jibal Building Materials and Supplies Manufacturing Company	1,562,947
1150	Al-Ummah Building Materials Industry Company	1,549,757
1151	Modern Windows PVC and Aluminum Manufacturing Company	1,545,525
1152	Al-Taj Al-Areeqa for Import of Electronic & Electrical Devices, Accessories and Parts Company	1,544,800
1153	Al-Dania Al-Kubra for Import of Household and Electrical Goods Company	1,543,257

1154	Buyoot Al-Ezz Building Materials Industry Company	1,540,448
1155	Modern Libyan Medical Equipment, Medicines, Preparations, Mother & Child Supplies Company	1,539,663
1156	Rand Food Industries Company	1,537,456
1157	Al-Markab Al-Alamiyah for Import of Foodstuff, Livestock and Meat Company	1,536,000
1158	Al-Aseel Pharmaceutical, Medical Preparations, Equipment, Mother & Child Supplies Company	1,525,990
1159	International Beverage Company	1,524,004
1160	Al-Fakhira for Import of Foodstuff and Fruits Company	1,523,271
1161	Mseilya for Import of Foodstuff Company	1,512,073
1162	Basmat Manzil for Import of Cleaning Products Company	1,512,000
1163	Crop Foodstuff Import Company	1,511,843
1164	Al-Oloom for Import of Electronics Company	1,508,800
1165	Libya National Steel Industries Company	1,505,325
1166	Daleel Al-Amakin for Import of Electrical & Non-Electrical Devices, Materials and Electronics Company	1,505,000
1167	Zelfi Al-Dawliya Al-Jadeeda for Import of Electrical & Non-Electrical Devices and Electronics Company	1,500,297
1168	Al-Dhiyaa Al-Dawliya Al-Oula for Import of Electrical & Non-Electrical Devices, Materials and Parts Company	1,500,286
1169	Al-Afdhal Feed Industry Company	1,498,500
1170	Al-Aws Al-Libiyya for Import of Foodstuff Company	1,474,428
1171	Sama Libya Al-Jadeeda for Import of Foodstuff and Fresh Fruits Company	1,473,649
1172	Khair Al-Barari Feed Industry Company	1,472,347
1173	Tiba International Furniture and Accessories Import Company	1,471,312
1174	Al-Rasekha for Import of Building Materials, Sanitary Ware and Accessories Company	1,466,832
1175	Verona for Import of Foodstuff, Livestock and Meat Company	1,463,832
1176	Al-Rifaq Al-Judud for Import of Livestock and Meat Company	1,460,900
1177	Biladna Food Industries Company	1,453,362
1178	Sah Tech Books, Stationery, Office Equipment and Tools Import Company	1,453,071
1179	Smart Solutions Smart Building Outfitting and Tech Works Company	1,452,395
1180	Al-Naqaa for Import of Perfumes, Cosmetics and Beauty Products Company	1,450,613
1181	Kanzi for Import of Medical Equipment, Medicines, Preparations, Mother & Child Supplies Company	1,448,323
1182	Al-Auras Commercial for Import of Foodstuff, Livestock and Meat Company	1,444,714
1183	Slanta Building Materials, Sanitary Ware, Cement, Iron and Timber Import Company	1,442,644
1184	Al-Shahed Group for Import of Foodstuff Company	1,442,216
1185	Agricultural Mechanization Machinery and Supplies Import Company	1,441,795
1186	Riad Al-Modon for Import of Raw Materials Company	1,440,580
1187	Sama Al-Libiyya for Import of Foodstuff, Livestock and Meat Company	1,436,400
1188	Diyar Al-Fath Sponge, Furniture and Mattress Manufacturing Company	1,429,240

1189	Wadi Al-Naqa for Import of Means of Transport and Accessories Company	1,425,298
1190	Al-Sur'a Al-Mithaliyah Al-Oula for Import of Various Transport Means Co. Ltd.	1,423,820
1191	Al-Itar Al-Amin for Import of Tires and Batteries Company	1,417,793
1192	Kunooz Al-Sahel for Import of Foodstuff, Livestock and Meat Company	1,416,363
1193	Al-Yaqeen for Import of Auto Spare Parts Company	1,415,992
1194	Bir Hakim for Import of Furniture and Furnishings Company	1,401,514
1195	Al-Sharara for Import of Electronic Devices and Data Center Outfitting Company	1,400,000
1196	Engineering Development Trailer Manufacturing Company	1,394,684
1197	United Libyan for Import of Electronic, Electrical & Non-Electrical Devices, Parts & Accessories Company	1,393,480
1198	Bareeq Al-Adwiya for Import of Medicines and Medical Equipment Company	1,390,985
1199	Sidra International Raw Materials Industry Company	1,390,455
1200	Al-Allama Al-Oula for Import of Medical Equipment, Medicines, Preparations, Mother & Child Supplies Company	1,390,060
1201	Kanan Electromechanical and Electrical Industries Company	1,385,000
1202	Al-Burhan Al-Alamiyah for Import of Foodstuff, Livestock and Meat Limited Liability Company	1,382,088
1203	Nawarat Al-Sharq for Import of Foodstuff Company	1,379,000
1204	Mafaza Africa for Import of Means of Transport and Accessories Company	1,368,989
1205	Al-Madhaq Al-Kouri for Import of Foodstuff, Livestock and Meat Company	1,355,394
1206	Al-Baskal for Import of Household and Electrical Materials Company	1,353,988
1207	Al-Nokhba Industrial Investment Limited Liability Company	1,353,545
1208	Al-Murabbi & Al-Fallah Feed Manufacturing Company	1,350,000
1209	Al-Inmaa Al-Tadamuniya for Import of Building Materials Company	1,347,717
1210	Al-Qal'a Al-Kubra for Import of Agricultural Supplies and Spare Parts Company	1,346,697
1211	Al-Rawnq Al-Libi Aluminum & PVC Doors, Windows and Decor Manufacturing Company	1,346,667
1212	Al-Masdar Al-Amin for Import of Means of Transport and Accessories Company	1,345,933
1213	Ouda for Import of Cars and Spare Parts Company	1,342,500
1214	Al-Muthmira for Import of Foodstuff Company	1,340,921
1215	Essam & Partners Coffee Manufacturing Company	1,334,838
1216	Al-Afaq Al-Haditha for Import of Building Materials, Sanitary Ware and Accessories Company	1,329,282
1217	Idrar Libya for Import of Cleaning Products, Beauty Products and Hardware/Trinkets Company	1,326,872
1218	Dhawahi Al-Madina Al-Jadeeda for Import of Foodstuff, Livestock and Meat Company	1,325,760
1219	Al-Jazeera Al-Oula for Import of Tires and Batteries Company	1,322,143
1220	Al-Ithar Al-Da'im for Import of Foodstuff, Livestock and Meat Company	1,318,945
1221	Tali'at Al-Mutadawila Devices, Electrical & Non-Electrical Materials and Spare Parts Manufacturing Company	1,317,393
1222	Medica for Import of Medicines, Medical Preparations, Mother & Child Supplies Company	1,316,199

1223	Al-Mutala'iq Al-Raqi for Import of Electrical & Electronic Devices and Spare Parts Company	1,314,471
1224	Al-Imlaq Al-Dawliya for Import of Building Materials, Sanitary Ware and Accessories Company	1,314,090
1225	Libyan Hospitality Food Industries and Beverage Company	1,313,033
1226	Al-Lamsa for Import of Furniture and Accessories Company	1,310,503
1227	Al-Baraq Al-Awwal for Import of Means of Transport, Spare Parts and Oils Company	1,307,404
1228	Itr Al-Sanawbar for Import of Cleaning and Beauty Products Company	1,304,875
1229	Ithar International for Import of Foodstuff Company	1,304,381
1230	Al-Ghadaq for Import of Foodstuff Company	1,304,200
1231	Integrated Solutions Mechanical & Electrical Industries Company (Subsidiary of Zmit Holding Co.)	1,302,297
1232	Rayana Al-Muttahida for Import of Personal Care Supplies and Cleaning Products Company	1,300,766
1233	Mynan for Import of Means of Transport and Accessories Company	1,298,215
1234	Al-Imtiyaz Al-Akeer for Import of Foodstuff Company	1,296,992
1235	Al-Wafida for Import of Means of Transport and Accessories Company	1,295,257
1236	Al-Wakeel Al-Alamiyah Al-Oula for Import of Medicines, Mother & Child Supplies & Medical Equipment Company	1,294,314
1237	Global Aviation Air Transport Company	1,292,542
1238	Al-Nassaj for Import of Clothes, Textiles and Leather Products Company	1,276,500
1239	Manazil for Import of Devices, Electrical & Non-Electrical Materials, Parts & Electronics Company	1,267,186
1240	Al-Ridhwan for Import of Medicines, Supplies and Medical Equipment Company	1,260,535
1241	Libyan Scepter for Import of Clothes, Textiles and Leather Products Company	1,258,505
1242	Al-Samt for Import of Medicines, Medical Equipment, Preparations, Mother & Child Supplies Company	1,253,944
1243	Ain Al-Arab for Import of Raw Materials Company	1,253,929
1244	Tijarat Al-Mustaqbal for Import of Foodstuff Company	1,252,147
1245	Al-Sadara Al-Jadeeda for Import of Foodstuff and Fresh Fruits Company	1,251,867
1246	Al-Mara'i Poultry Farming and Hatchery Station Company	1,247,430
1247	Rawasi Al-Sahraa for Import of Oils, Greases, Means of Transport and Accessories Company	1,246,236
1248	Al-Bariza for Import of Foodstuff and Fresh Fruits Company	1,243,985
1249	Qimam Al-Rimal for Import of Raw Materials Company	1,243,540
1250	Al-Tawafuq Al-Da'im for Import of Foodstuff Shareholding Company	1,242,091
1251	Aseela Al-Fiddhiyah for Import of Building Materials, Sanitary Ware and Accessories Company	1,239,867
1252	Al-Wathiqa Al-Asliyah for Import of Means of Transport and Accessories Company	1,238,436
1253	Abu Dabbous Plastic Containers and Household Goods Factory	1,236,973
1254	Tajheezat Al-Uboor for Import of Auto Spare Parts Company	1,233,220
1255	Ghidha'una Food Manufacturing and Packaging Company	1,230,119
1256	Slanta Furniture, Doors and Windows Manufacturing Company	1,229,908

1257	Al-Amal Al-Da'im for Import of Building Materials Company	1,226,530
1258	Lamees Al-Wiqaya for Import of Mother & Child Supplies Company	1,222,765
1259	Rooh Libya for Import of Medicines, Medical Equipment, Preparations, Mother & Child Supplies Company	1,221,880
1260	Al-Yamama for Import of IT and Telecommunication Systems Company	1,217,187
1261	Jawharat Al-Ajban for Import of Foodstuff Company	1,213,315
1262	Alam Al-Muharrikat Al-Ra'id Auto, Truck and Heavy Machinery Parts Import Company	1,208,750
1263	Adwaa Al-Shamal for Import of Electrical Materials Company	1,207,078
1264	Al-Sarb Al-Tibbi for Import of Medicines and Medical Equipment Company	1,206,487
1265	Al-Sail Diaper and Paper Napkin Manufacturing Company	1,204,356
1266	Al-Tarabut Al-Matin Steel Industries Company	1,200,750
1267	Al-Badeel Al-Mumtaz for Import of Electronic, Electrical & Non-Electrical Devices, Parts & Accessories Company	1,200,580
1268	Al-Alamiyah for Import of Elevators Company	1,199,946
1269	Al-Adaa Al-A'li for Import of Building Materials and Sanitary Ware Company	1,199,112
1270	Al-Fursan Al-Oula for Import of Clothes, Textiles and Leather Products Company	1,196,160
1271	Al-Awa'il Al-Jadeeda Group Furniture and Accessories Manufacturing Company	1,195,183
1272	Al-Basha'ir for Import of Electrical Materials Company	1,193,877
1273	Al-Masar Al-Jadeed for Import of Various Means of Transport, Cars and Spare Parts Company	1,187,137
1274	Cybes Libya Paint Manufacturing Company	1,182,568
1275	Mikmdas Building Materials Industry Company	1,176,339
1276	Al-Ghazala for Import of Building Materials, Sanitary Ware and Accessories Company	1,175,678
1277	Wadi Al-Hayat for Import of Means of Transport and Accessories Company	1,174,450
1278	North Africa for Import of Medicines and Medical Equipment Company	1,171,276
1279	Al-Wisam Al-Afdhal for Import of Foodstuff Company	1,170,299
1280	Al-Kanar for Import of Means of Transport and Accessories Company	1,168,992
1281	Rihlat Al-Shitaa for Import of Machinery, Agricultural Supplies and Fertilizer Company	1,166,400
1282	Mart for Import of Electrical & Non-Electrical Devices and Spare Parts Company	1,165,469
1283	Bin Al-Haj Al-Alamiyah Doors, Windows and Decor Supplies Manufacturing Company	1,163,020
1284	Khazfiyya for Import of Building Materials and Sanitary Ware Company	1,162,253
1285	Basha'ir Al-Mustaqbal Al-Oula for Import of Building Materials, Sanitary Ware and Accessories Company	1,160,520
1286	Sama Wood Industries Company	1,158,705
1287	Wahat Rayana Al-Dawliya for Import of Foodstuff Company	1,156,903
1288	International Sweets and Foodstuff Manufacturing Company	1,155,848
1289	Baqat Al-Rabi' for Import of Foodstuff Company	1,155,847
1290	Al-Yasmin Bread, Bakery and Sweets Manufacturing Company	1,154,600
1291	Al-Tatweer PVC & Aluminum Doors and Windows Manufacturing Company	1,153,728

1292	Al-Tabaq Al-Taqlidi for Import of Foodstuff Company	1,153,526
1293	Al-Tariq Al-Amn for Import of Raw Materials and Derivatives Company	1,153,236
1294	Modern Gulf Aluminum and PVC Industry Company	1,147,038
1295	Al-Sohool Al-Alamiyah Feed Industry & Grain Milling (All Types) Company	1,141,000
1296	Arab Accord for Import of Foodstuff, Livestock and Meat Company	1,140,000
1297	Al-Qaws Al-Alamiyah for Import of Means of Transport, Accessories, Oils & Greases Company	1,135,444
1298	Aleen for Import of Clothes Company	1,134,225
1299	Al-Shakl Al-Munasib for Import of Raw Materials Company	1,130,607
1300	Libyana for Import of Foodstuff, Livestock and Meat Company	1,129,156
1301	Kiyan Water Bottling and Oil Factory Supplies Industry Company	1,127,412
1302	Gama Libya for Import and Distribution of Electrical Equipment and Spare Parts Company	1,123,308
1303	Karanfal Doors, Windows and Decor Manufacturing Company	1,122,304
1304	Safaa Al-Tariq for Import of Foodstuff, Livestock and Meat Company	1,118,155
1305	Suhool Al-Aasima Building Materials Manufacturing Company	1,114,070
1306	Jibal Tibesti Marble Manufacturing Company	1,109,306
1307	Sumood Al-Abraj for Import of Building Materials, Sanitary Ware and Accessories Company	1,108,268
1308	Al-Ghidhaa Al-Afdhal for Import of Foodstuff LLC	1,107,081
1309	Al-Atlas Al-Alamiyah for Import of Medicines and Medical Equipment Company	1,104,534
1310	Talins Al-Alamiyah for Import of Foodstuff Company	1,101,075
1311	Al-Asmaa for Import of Cleaning Products Company	1,100,215
1312	National First Company for Flour and Feed Industry	1,100,000
1313	Sufana for Import of Foodstuff, Livestock and Meat Company	1,099,973
1314	Al-Ikhtilaf Furniture and Living Room Manufacturing Company	1,096,642
1315	Libyan alnahda Paper & Cardboard Manufacturing Company	1,094,230
1316	Abu Jarada & Partners for Import of Furniture and Carpets Company	1,094,004
1317	Al-Masar Al-Alamiyah for Import of Foodstuff and Commodities Company	1,092,870
1318	Bareeq Al-Qaws for Import of Agricultural Machinery and Supplies Company	1,090,000
1319	Wadi Bi Al-Kabeer for Import of Seeds and Agricultural Supplies Company	1,090,000
1320	Mofi for Import of Medical Supplies, Mother & Child Supplies Company	1,089,893
1321	Golden Farm Investment, Agricultural and Animal Production Company	1,086,218
1322	Al-Dhiyaa Al-Raqi Steel Industries Company	1,084,700
1323	Kul Al-Nas for Import of Foodstuff, Livestock and Meat Company	1,084,200
1324	Al-Rifaqah for Import of Building Materials and Sanitary Ware Company	1,083,985
1325	Al-Zahra for Import of Medical Equipment, Medicines, Medical Preparations, Mother & Child Supplies Company	1,080,821

1326	Al-Nakhil Foodstuff Factory	1,078,329
1327	Benghazi Energy Solutions Electrical Works Company	1,077,942
1328	United Suhool for Import of Agricultural Equipment and Supplies Company	1,077,020
1329	Bayadar Al-Ni'mah Foodstuff Industries Company	1,074,206
1330	Diwan Al-Awwal for Import of Books and Stationery Company	1,070,941
1331	Al-Kees Plastic Industries Company	1,070,277
1332	Al-Maseera Al-Kubra for Import of Foodstuff Company	1,065,115
1333	Al-Jidara Al-Alamiyah for Import of Textiles and Carpets Company	1,061,565
1334	Al-Wafaq for Import of Means of Transport and Accessories Company	1,060,986
1335	Seidal Food Packaging Supplies Factory	1,057,410
1336	Al-Khaleej for Import of Clothes, Textiles and Leather Products Company	1,052,936
1337	Al-Jawhara Al-Libiyya Al-Lami'a for Import of Building Materials, Sanitary Ware and Accessories Company	1,050,649
1338	Lamsat Al-Marah for Import of Books and Stationery Company	1,050,150
1339	Al-Jarf for Import of Foodstuff Company	1,045,620
1340	Misrata City Agency for Import of Transport Means and Accessories Company	1,045,505
1341	Adwaa Akakus for Import of Foodstuff Company	1,044,965
1342	Al-Naqaa Al-Mi'mari Construction, Contracting & Real Estate Investment Company	1,043,042
1343	Panorama Libya for Import of Foodstuff Company	1,042,789
1344	Al-Haql Al-Akhdar for Import of Agricultural Machinery, Supplies & Spare Parts Company	1,039,254
1345	Basha'ir Al-Khair for Import of Electrical & Non-Electrical Materials Company	1,038,447
1346	Al-Tawafuq Al-Tibbi for Import of Medicines, Medical Equipment & Medical Lab Consumables Company	1,035,936
1347	Al-Saraya Aluminum Doors and Windows Factory	1,034,105
1348	Tuba for Import of Various Means of Transport and Accessories Company	1,029,584
1349	Al-Shati Al-Masi General Contracting & Real Estate Investment Company	1,027,009
1350	United Paper Cups Manufacturing Company	1,026,732
1351	Bir Layas for Import of Agricultural Machinery, Supplies & Spare Parts Company	1,023,660
1352	Al-Tatweer for Import of Workshop and Factory Equipment Company	1,021,158
1353	Al-Qal'a Soap and Cleaning Products Manufacturing Joint Stock Company	1,010,351
1354	Al-Marj Group for Import of Foodstuff, Livestock and Meat Company	1,008,375
1355	Al-Alam Al-Mudhi for Import of Electrical & Non-Electrical Appliances, Materials & Spare Parts Company	1,006,575
1356	First Premium Construction Building Materials Industry Company	1,004,960
1357	Al-Binayat Al-Raqiya General Contracting & Real Estate Investment Company	1,004,812
1358	Al-Khaleej Insulation Panels Factory	1,002,845
1359	Mithaq Libya for Import of Foodstuff Company	1,001,905
1360	Al-Ardh Al-Bahira for Import of Agricultural Machinery, Supplies & Spare Parts Company	1,001,454

1361	Antara Cleaning Products Manufacturing Company	1,001,179
1362	Modern Jazan for Import of Electrical & Non-Electrical Devices, Materials & Spare Parts Company	1,000,682
1363	Zuhoor Al-Madina Cardboard & Plastic Manufacturing Company	1,000,099
1364	Wadi Aram Al-Dawliya Auto & Spare Parts Import Company	999,120
1365	Na'im Biladi for Import of Foodstuff Company	995,303
1366	Al-Khaleel for Import of Transport Means and Accessories Company	990,500
1367	Al-Muheet Al-Akhdar Mills, Feed & Rice Polishers Company	990,000
1368	Aramex Libya Express Mail Services Company	990,000
1369	Al-Mawaddah Al-Wusta for Import of Foodstuff, Livestock and Meat Company	989,955
1370	Al-Bayt Al-Fakhir for Import of Electrical Appliances & Household Materials Company	988,498
1371	Nasmat for Import of Air Conditioning and Heating Systems Company	988,456
1372	Al-Inara Al-Baydaa for Import of Electrical Devices, Materials & Spare Parts Company	985,885
1373	Al-Afaq Al-Oula for Import of Electrical & Non-Electrical Devices, Materials, Spare Parts & Electronic Devices Company	985,200
1374	Modern Al-Sadaqa IT, Telecommunication Services & Software Company	980,000
1375	Al-Azm for Import of Medical Equipment, Medicines, Preparations & Mother & Child Supplies Company	977,550
1376	Al-Mizan for Import of Matches and Lighter Supplies Company	976,350
1377	Azki for Import of Means of Transport and Accessories Company	972,988
1378	National United Oilfield Services Company	972,490
1379	Al-Hadaf Telecom Company	972,200
1380	Sanabil Al-Aasima for Import of Foodstuff Company	970,138
1381	Ward Al-Gharb for Import of Decor Supplies, Hardware & Cleaning Products Company	969,646
1382	Al-Mahd Shipping Agencies Company	966,125
1383	Al-Qudra for Import of Medicines and Veterinary Sera Company	964,021
1384	United Brothers for Import of Household Appliances, Electrical Materials Company	961,029
1385	Bara'em Al-Alam for Import of Perfumes, Decor Supplies and Cleaning Products Company	955,960
1386	Al-Muheet Telecom and Information Technology Company	955,936
1387	Bin Khawla for Import of Electronic Devices, Accessories and Spare Parts Company	948,994
1388	First Foodstuff Industries Company	947,000
1389	Wadi Zain for Import of Medicines, Medical Preparations, Mother & Child Supplies Company	944,546
1390	Al-Usoor for Import of Clothes, Textiles and Leather Products Company	944,472
1391	Digital Matrix Telecom, IT & Value-Added Services Company	943,900
1392	Modern Lighting for Import of Electrical & Non-Electrical Appliances, Materials, Spare Parts & Electronic Devices Company	942,920
1393	Bin Al-Haj Mats, Plastic & Aluminum Accessories Factory	938,720

1394	Polar Star for Import of Household Appliances and Electrical Materials Company	932,000
1395	Al-Masar Al-Da'im Metal Industries Company	931,100
1396	Laser Libya Steel Industries Company	928,500
1397	Dar Al-Baraka for Import of Furniture and Accessories Company	927,971
1398	National International for Import of Medicines, Medical Equipment & Preparations Company	923,336
1399	Al-Mayar Al-Hadeetha Paper Napkins, Cups and Operating Supplies Manufacturing Company	920,000
1400	Al-Mutajaddid for Import of Home and Office Furniture Company	917,897
1401	Al-Rayan International First for Import of Building Materials Company	917,190
1402	Sana Wooden and Metal Furniture Industry (All Types) Company	916,868
1403	Al-Najm Al-Mithali for Import of Clothes, Textiles and Leather Products Company	915,905
1404	Al-Zad Al-Wafir First for Import of Foodstuff, Livestock and Meat Company	907,833
1405	Al-Mutatawira for Import of Electrical Devices and Spare Parts Company	904,494
1406	Bayt Al-Salam Al-Hadeeth for Import of Electrical, Electronic Devices & Household Goods Company	903,855
1407	Al-Allama Al-Wataniya for Import of Foodstuff, Livestock and Meat Company	903,372
1408	Mayar Benghazi for Import of Foodstuff Company	902,675
1409	Aghsan Al-Zaytoun for Import of Foodstuff, Vegetables and Fruits Company	900,261
1410	Integrated Quality for Import of Agricultural Machinery, Supplies & Spare Parts Company	900,000
1411	Daroob Al-Baydaa for Import of Agricultural Machinery, Supplies & Spare Parts Company	900,000
1412	Al-Noor Al-Abyadh for Import of Agricultural and Electrical Supplies Company	900,000
1413	Asdaa Libya for Import of Electrical & Non-Electrical Devices, Materials & Spare Parts Company	891,982
1414	Al-Baraka Insurance Joint Stock Company	888,831
1415	Al-Mihniyya for Import of Workshop Equipment and Manufacturing Machinery Company	887,973
1416	Al-Funoon for Import of Books and Stationery Company	885,830
1417	Khairat Farms Feed Milling & Industry Company	885,000
1418	Al-Arabiya for Import of Books and Stationery Company	884,424
1419	Al-Rasheed for Import of Shoes and Leather Products Company	884,189
1420	Al-Maysam International for Import of Clothes, Textiles and Leather Products Company	882,551
1421	Moda Team for Import of Clothes and Shoes Company	881,563
1422	Al-Ratel & Partners Plastic Pipes and Building Materials Industry Company	880,280
1423	Wafira Al-Ghidhaa for Import of Foodstuff Company	878,850
1424	Rose Libya for Import of Foodstuff Company	876,208
1425	Al-Buhaira for Import of Cleaning Products Company	875,652
1426	Global Stars for Import of Foodstuff, Livestock and Meat Company	875,521
1427	Al-Tafawwuq Al-Zahir for Import of Means of Transport and Accessories Company	874,072
1428	Al-Najm Al-Munfarid for Import of Furniture and Accessories Company	871,185

1429	Bayt Al-Azdihar Furniture and Kitchens Manufacturing Company	870,968
1430	Al-Mutawakkil Aluminum & UPVC Doors and Windows Manufacturing Company	870,855
1431	Suhool Al-Rabi' Flour, Rice & Foodstuff Industries Company	870,000
1432	Libyan Group for Import of Air Conditioning and Heating Systems Company	868,058
1433	National Catering Food Industries Company	862,110
1434	Saba Al-Muzdahira for Import of Building Materials, Sanitary Ware and Accessories Company	859,774
1435	Aynoor First Kitchens and Furniture Manufacturing Company	859,077
1436	Al-Tali'a for Import of Building Materials and Sanitary Ware Company	858,840
1437	Al-Qimma Al-Muzdahira for Import of Building Materials, Sanitary Ware and Accessories Company	857,461
1438	International Fibers for Import of Electrical & Non-Electrical Devices & Materials Company	854,562
1439	Jibal Libya for Import of Heavy Machinery, Spare Parts & Plant Equipment Company	854,500
1440	Al-Sharq for Import of Electrical & Non-Electrical Devices, Materials & Spare Parts Company	853,924
1441	Al-Rawi for Import of Agricultural Supplies Company	851,519
1442	Benghazi Renaissance Building Materials Manufacturing Company	850,000
1443	Qatoof for Import of Building Materials and Sanitary Ware Company	847,008
1444	Al-Ittihad Plastic Industries Joint Stock Company	846,780
1445	Libyco for Import of Foodstuff, Livestock and Meat Company	846,150
1446	Al-Shahin Al-Tayyib Auto & Spare Parts Import Company	845,530
1447	Al-Shafaq Al-Aseel for Import of Foodstuff, Livestock and Meat Company	845,500
1448	Itr Al-Sharq for Import of Cleaning Products Company	844,988
1449	Medico for Import of Medicines, Medical Equipment, Preparations, Mother & Child Supplies Company	844,836
1450	Al-Khillan for Import of Books and Stationery Company	844,202
1451	Al-Masa Al-Dawliya for Import of Medical Equipment, Medicines, Preparations, Mother & Child Supplies Company	842,588
1452	Al-Haitham Al-Da'im for Import of Transport Means and Accessories Company	842,559
1453	Al-Muhir Al-Awwal for Import of Medical Equipment and Supplies Company	841,096
1454	Al-Hadaf Medical Group for Import of Medicines and Medical Equipment Company	838,123
1455	Wafra Al-Madina Foodstuff Industries Company	837,920
1456	Babil Al-Khair for Import of Foodstuff, Fruits and Meat Company	836,649
1457	Bayt Al-Ta'am for Import of Foodstuff Company	836,013
1458	Babil Al-Ateeqa for Import of Building Materials, Sanitary Ware and Accessories Company	835,807
1459	Al-Waleema Al-Oula for Import of Foodstuff LLC	833,000
1460	Libyan First Brotherhood for Import of Foodstuff, Livestock and Meat Company	833,000
1461	Jameera for Import of Foodstuff, Livestock and Meat Company	832,050
1462	Global Insurance Company	831,593

1463	Al-Rahma Aluminum Doors and Windows Factory	827,802
1464	Al-Lamsa Al-Mutajaddida for Import of Foodstuff Company	825,600
1465	Qasr Al-Manara for Import of Furniture Company	823,490
1466	Tripoli Bride for Import of Foodstuff, Poultry, Meat and Frozen Fish Company	823,435
1467	Qasb Al-Bustan for Import of Foodstuff, Livestock and Meat Company	822,998
1468	Dar Al-Khibra for Import of Electrical & Non-Electrical Devices, Materials, Spare Parts & Electronic Devices Company	822,849
1469	Najmat Biladi Aluminum, UPVC & Accessories Manufacturing Company	819,499
1470	Precise Solutions IT Company	817,565
1471	Al-Qaptan Food Packaging Materials Manufacturing Company	817,405
1472	Alam Al-Batriq for Import of Electronic Devices, Accessories & Spare Parts Company	817,121
1473	Al-Taqaddum Poultry Production and Breeding Company	815,164
1474	Al-Shuruq Al-Dhahabi for Import of Foodstuff, Livestock and Meat Company	813,619
1475	Al-Amana for Import of Foodstuff, Livestock and Meat Company	810,000
1476	Orchid White Telecom, IT & Software Company	808,396
1477	Athmar for Import of Agricultural Machinery, Supplies & Spare Parts Company	807,960
1478	Al-Jaraba for Import of Cleaning & Decor Supplies Company	807,244
1479	Sana Al-Barq for Import of Generators, Electrical Devices & Materials Company	804,749
1480	Al-Jeel Al-Hadeeth for Import of Electronic Devices Company	800,593
1481	Bianki for Import of Clothes Company	800,038
1482	Al-Rudaına for Import of Electrical and Electronic Materials Company	800,000
1483	Nidal Al-Wadi for Import of Foodstuff Company	799,876
1484	Ramz Al-Ataa Al-Mumayyaz for Import of Various Transport Means and Accessories Company	795,283
1485	Qarnab Auto, Spare Parts, Oils & Lubricants Import Company	794,186
1486	First Spring for Import of Medicines and Medical Equipment Company	792,570
1487	Rabah Plastic Industries Company	792,000
1488	Zliten Steel Industries Company	791,650
1489	Al-Malka Al-Dhahabiya for Import of Mother & Child Supplies Company	790,699
1490	Al-Bustan Al-Raqi for Import of Foodstuff Company	789,265
1491	Qalb Al-Muheet for Import of Foodstuff, Fruits, Livestock and Meat Company	787,502
1492	Afaq Al-Tatweer Aluminum and UPVC Manufacturing Company	786,762
1493	Al-Rawnq Wood Industries Factory	785,659
1494	Al-Fadhaa Al-Wasi' for Import of Raw Materials of All Types Company	785,400
1495	Al-Mustaqbal Al-Wadhih for Import of Mother and Child Supplies Company	785,071
1496	Bouzlout for Import of Furnishings and Furniture Company	779,885

1497	Al-Jadwa Al-Alamiyah for Import of Clothes, Textiles and Leather Products LLC	775,657
1498	Al-Alamiyah Al-Hadeetha for Import of Building Materials and Sanitary Ware Company	774,890
1499	Al-Rahaa for Import of Foodstuff, Livestock and Meat Company	774,760
1500	Al-Zahra Al-Baydaa PVC Manufacturing Company	774,082
1501	Al Fath Al Thahabi Company for Electrical Industries	771,931
1502	Al Rabee Company for Diaper, Sanitary Care, and Detergent Manufacturing	770,824
1503	Al Bood Al Tasea Company for Information Technology and Telecommunications	769,340
1504	Al Zan Specialized Company for Wooden Industries	768,939
1505	Al Najma Al Oula Company for Importing Restaurant, Hotel, and Cafe Equipment	767,670
1506	Al Fajr International Company for Importing Medicines, Medical Preparations, and Mother and Child Supplies	765,923
1507	Al Ard Al Marwiya Company for Importing Foodstuffs	765,450
1508	Al Qarya Al Muttahida Company for Food Manufacturing and Packaging	762,732
1509	Mersin Company for Importing and Packaging Foodstuffs	762,260
1510	Al Rowad International Factory for Garment Manufacturing	760,050
1511	Al Ufuq Al Tadreeji Company for Plastic Industries	758,131
1512	Al Lamsa Al Malakiya Company for Importing Agricultural Machinery, Equipment, and Spare Parts	756,450
1513	Al Wadaq International Company for Importing Foodstuffs	755,852
1514	Yaqoot Al Safi Company for Importing Heavy Machinery and Equipment, Spare Parts, and Equipment	755,325
1515	Shams Al Jazeera Company for Importing Electronic, Electrical, and Non-Electrical Devices and Spare Parts	753,420
1516	Alam Al Ghad Shipping Agencies Company	749,724
1517	Al Hashani Company for Steel/Iron Industries	749,000
1518	My Perfume Company for Importing Cosmetics, Sundries, and Cleaning Supplies	748,665
1519	Candy Company for Importing Foodstuffs, Livestock, and Meat	744,932
1520	Al Ittihad Al Arabi Factory for Manufacturing Aluminum Doors and Windows	742,282
1521	Al Tanmiya Company for Importing Oilfield Equipment and Devices	741,169
1522	Unwan Al Waha Company for Food Industries	740,600
1523	Al Tayyib Company for Fodder/Feed Manufacturing	736,750
1524	Al Shurooq Company for Importing Equipment, Factory and Workshop Supplies	736,193
1525	Al Rawi Company for Dairy Manufacturing and Derivatives	730,051
1526	Al Jadeed Company for Steel/Iron Industries	729,675
1527	Fine Company for Manufacturing Sponge, Salons, Mattresses, and Medical Pillows	728,356
1528	Zad Al Khair Al Kubra Company for Manufacturing Wooden and Metal Doors and Furniture	727,517
1529	Ishraq Libya Company for Importing Electrical, Non-Electrical, and Electronic Devices and Spare Parts	726,667
1530	Qartaj International Company for Importing Foodstuffs	726,660
1531	Al Burooj Company for Importing Building Materials, Sanitary Ware, and Accessories	724,000

1532	Beit Al Maal Al Jadeed Company for Importing Building Materials and Sanitary Ware	722,418
1533	Abwab Al Fath Company for Importing Stationery and Office Supplies	722,146
1534	Al Jouri Group Company for Importing Foodstuffs	722,005
1535	Sanabel Al Zahra Company for Importing Barn Equipment and Agricultural Supplies	719,607
1536	Al Ashiqqa Company for Plastic Industries	719,205
1537	Al Naka International Modern Company for Importing Tobacco, Cigarettes, and Accessories	718,800
1538	Aryaf Al Mutawassit Company for Trailer Manufacturing	717,848
1539	Al Raja'a Company for Importing Building Materials and Sanitary Ware	717,376
1540	Al Imad Al Awwal Company for Importing Electrical/Non-Electrical/Electronic Devices and Spare Parts	717,046
1541	Janoub Al Mutawassit Company for Agricultural Development	715,255
1542	Al Afaq Company for Importing Building Materials, Sanitary Ware, and Accessories	711,375
1543	Nojoum Balhaj Company for Importing Heavy Machinery, Equipment, and Spare Parts	708,253
1544	Al Masdar International Company for Importing Foodstuffs, Meat, and Livestock	707,850
1545	Al Haram Company for Paint, Plastic, and Metal Container Manufacturing	706,800
1546	Al Mutardi Company for Importing Means of Transport and Accessories	706,189
1547	Thoo Al Himam Company for Importing Medical Equipment	705,198
1548	Al Bayda Al Haditha Company for Importing Medicines and Veterinary Sera	704,983
1549	Libya Al Muttahida Company for Importing Means of Transport and Accessories	703,550
1550	Al Asala Al Ra'ia Company for Importing Furniture	702,350
1551	Tarseen Al Oula Company for Importing Furniture	700,334
1552	Al Isnad Company for Prefabricated Houses and Steel/Iron Industries	700,000
1553	Al Ru'ya Al Raqmiya Company for Importing Foodstuffs, Livestock, and Meat	699,250
1554	Ansam International Company for Importing Electrical and Non-Electrical Devices	699,083
1555	Ood Al Madina Company for Travel and Tourism	698,000
1556	Al Fada'iyat Company for Importing Electronic Devices	697,500
1557	Al Jaleed Al Abyad Company for Refrigeration, Air Conditioning, and Elevator Services	695,681
1558	Al Furat International Company for Importing Means of Transport and Accessories	694,603
1559	Al Koof Company for Importing Electrical Devices, Spare Parts, and Electronic Devices	685,703
1560	Rahmat Libya Company for Manufacturing Agricultural Machinery, Assembling and Installing Electrical Generators	683,859
1561	Al Taj Al Ghitha'i Al Thahabi Company for Importing Foodstuffs, Livestock, and Meat	682,902
1562	Tatweer Libya Company for Importing Building Materials and Sanitary Ware	682,263
1563	Al Noor Al Haditha Company for Importing Foodstuffs	679,600
1564	Wadi Al Nama'a Company for Importing Agricultural Machinery, Supplies, and Spare Parts	678,666
1565	Royal Company for Importing Perfumes, Cosmetics, Sundries, and Cleaning Supplies	675,482

1566	Aylan Company for Importing Heavy Machinery, Equipment, and Spare Parts	673,767
1567	Abar Al Alam Company for Wooden, Metal, and Furniture Industries	673,365
1568	Taj Al Iffa Company for Importing Foodstuffs and Rations	671,975
1569	Saraya Al Khair Company for Importing Foodstuffs	671,775
1570	Al Waleed Company for Importing Electronic and Electrical Devices	668,526
1571	Al Atwar Company for Importing Electrical Systems	668,462
1572	Al Jazeera Al Kubra Company for Aluminum and Plastic Window Manufacturing	666,461
1573	Mawareeth Company for Importing Foodstuffs	666,459
1574	Yamamat Al Sharq Company for Importing Foodstuffs	666,087
1575	Al Waha Pharma Company for Importing Mother and Child Supplies	666,046
1576	Manarat Shahat Factory for Aluminum Manufacturing	664,584
1577	Al Khatt Al Thahabi Company for Plastic Pipe Manufacturing and Accessories	663,750
1578	Abu Hajar Company for Sweets and Pastry Manufacturing	663,583
1579	Al Mara'i Al Oula Company for Importing Foodstuffs, Livestock, and Meat	661,078
1580	Al Yanboo Al Alamia Company for Importing Foodstuffs	660,000
1581	Mazarie Al Habayeb Company for Importing Foodstuffs, Livestock, and Meat	657,580
1582	Al Haditha Company for Importing Foodstuffs	657,485
1583	Ronsi Company for Importing Personal Care and Cleaning Supplies	657,462
1584	Al Mizan Al Safi Company for Food Packaging and Processing	656,960
1585	Al Fahad Group Company for Importing Foodstuffs, Meat, and Livestock	655,875
1586	Taywa Company for Importing Means of Transport, Spare Parts, Oils, Tires, and Batteries	654,411
1587	Al Sanad Company for Importing Building Materials, Sanitary Ware, and Accessories	652,600
1588	Al Maham Company for Importing Foodstuffs	651,832
1589	Murjan Al Bahr Company for Importing Foodstuffs, Frozen Fish, Livestock, and Meat	650,954
1590	Al Dafniya Al Haditha Company for Steel/Iron Industries	650,200
1591	Al Fusool Al Zahiya Company for Importing Foodstuffs	649,200
1592	Al Mumtaz Company for Importing Paints and Equipment	649,186
1593	Al Nasr Al Thahabi Al Mutajaddid Company for Importing Electrical and Household Supplies	648,422
1594	Al Dawliya Al Haditha Company for Importing Means of Transport and Accessories	645,241
1595	Nada Tripoli Company for Importing Foodstuffs, Livestock, and Meat	645,122
1596	Subriyan Al Wadi Company for Importing Clothes and Shoes	644,364
1597	Al Diqqa Al Sehiya Company for Importing Bone Equipment and Medical Supplies	644,010
1598	Al Fahad Al Ustouri Company for Importing Foodstuffs, Livestock, and Meat	635,897
1599	Rikaz Factory for Plastic Industries	635,512
1600	Al Qimma Al Lami'a Company for Importing Building Materials, Sanitary Ware, and Accessories	634,443

1601	Muzhila Group Company for Importing Cosmetics, Perfumes, and Sundries	634,130
1602	Al Diyar Al Arabiya Company for Importing Building Materials, Sanitary Ware, and Accessories	634,112
1603	Al Jurf Company for Plastic Industries and Bags of Various Types and Sizes	631,080
1604	Sadeem Al Dawliya Company for Importing Foodstuffs, Livestock, and Meat	630,823
1605	Karzaz Factory for Plastic Industries	630,193
1606	Al Hilal Al Sina'i Company for Steel/Iron Industries	629,873
1607	Al Kiram Company for Importing Cleaning Supplies	628,987
1608	Ittihad Al Electronat Company for Importing Electronic and Electrical Devices	627,920
1609	Atlas Al Iqlimiya Company for Importing Poultry and Veterinary Supplies	627,300
1610	Abirat Al Saharaa Company for Telecommunications and Informatics	626,742
1611	Sama Benghazi Company for Manufacturing Square Tubes, Hangers, and Prefabricated Houses	626,075
1612	Dimaj Company for Importing Cleaning Supplies, Cosmetics, Perfumes, Accessories, and Jewelry	625,467
1613	P.V.C. Al Rowad Factory for Aluminum and PVC Manufacturing	625,168
1614	Al Mahara Company for Asphalt and Derivatives Manufacturing	625,000
1615	Al Manar Al Jadeed Group Company for Importing Means of Transport and Accessories	624,136
1616	Qubtan Libya Company for Importing Foodstuffs, Livestock, and Meat	623,018
1617	Al Mutamayizoon Al Muttahida Company for Importing Means of Transport and Accessories	622,449
1618	Jawharat Al Jabal Company for Importing Medical Equipment and Mother and Child Supplies	621,485
1619	Al Basateen Company for Importing Foodstuffs	621,000
1620	Al Wiqaya Company for Importing Medical Equipment, Medicines, Medical Preparations, and Medical/Laboratory Supplies	620,862
1621	Imkanat Al Dawliya Company for Asphalt and Insulating Materials Manufacturing	620,256
1622	Al Asda'a Al Thahabiya Company for Importing Electronic and Electrical Devices	619,933
1623	Al Hafitha Al Thahabiya Company for Importing Foodstuffs	618,622
1624	Topaz Company for Importing Building Materials, Sanitary Ware, and Accessories	616,109
1625	Majer Al Tibbiya Company for Importing Medical Equipment and Supplies	612,707
1626	Tripoli Al Ghad Company for Importing Clothes, Textiles, and Leather Products	612,328
1627	Sama Al Riyada Company for Importing Foodstuffs and Fresh Fruits	611,643
1628	Dar Al Bunyan Al Mutamayiza Company for Importing Building Materials	608,245
1629	Itr Company for Importing Foodstuffs	606,693
1630	Dima Company for Importing Clothes and Textiles	606,000
1631	Al Badeel Al Afdal Company for Importing Electronic and Electrical Devices and Spare Parts	605,400
1632	Al Khaleel Al Kubra Company for Milling Grains, Coffee, Pulses, and Nuts	604,428
1633	Jawad Al Na'eem Company for Importing Foodstuffs	603,229
1634	Adrar Akakus Company for Importing Machinery and Heavy Equipment Ltd.	603,071

1635	Wadi Al Koof Company for Importing Building Materials	600,112
1636	Madinati Al Thahabiya Company for Aluminum and PVC Manufacturing	598,820
1637	Al Fayhaa Al Dawliya Company for Importing Medicines, Medical Equipment, Preparations, and Mother/Child Supplies	598,808
1638	Jawahir Company for Importing Building Materials, Ceramic, and Sanitary Ware	595,141
1639	Al Bunyan Al Libiya Company for Steel/Iron Industries	592,500
1640	Al Arabiya Al Da'ima Company for Importing Electronic and Electrical Devices	590,710
1641	Al Tafa'ul Factory for Building Materials Manufacturing	590,000
1642	Anbisa Company for Importing Building Materials of All Kinds	588,600
1643	Al Waha Al Jadeeda Company for Importing Foodstuffs	586,630
1644	Bawabat Al Imara Company for General Contracting and Real Estate Investment	585,498
1645	Al Madina Misrata Company for Paints and Putty Manufacturing	585,154
1646	Tayba Al Haditha Company for Importing Building Materials and Sanitary Ware	584,307
1647	Atlas Al Jibal Company for Importing Foodstuffs, Livestock, and Meat	580,510
1648	Matla' Al Fajr Company for Importing Medicines, Medical Preparations, and Mother and Child Supplies	580,213
1649	Ibtikarat Al Ghad Company for Telecommunications and Information Technology	580,150
1650	Danub Company for Importing Medicines, Medical Preparations, and Mother and Child Supplies	580,150
1651	Nojoum Balhaj Company for Importing Electrical/Non-Electrical/Electronic Devices and Spare Parts	579,781
1652	Al Khumasiyat Factory for Plastic Bag Manufacturing	578,295
1653	Al Sharika Al Alamia Company for Prefabricated Buildings	576,200
1654	Ru'ya Libya Company for General Contracting	575,883
1655	Al Badeel Company for Importing Electronic Devices	575,790
1656	Al Raqi Company for Importing Medical Equipment	574,429
1657	Orix International Company for Importing Electrical, Non-Electrical, and Electronic Devices and Spare Parts	573,330
1658	Matla' Al Fajr Group Company for Importing Electrical, Non-Electrical, and Electronic Devices and Spare Parts	572,210
1659	Al Asdiqa'a Taj Company for Importing Cosmetics and Body Care Products	571,061
1660	Kalda Company for Importing Medicines, Medical Equipment, and Mother/Child Supplies	571,048
1661	Manar Al Ghad Company for Importing Foodstuffs	569,860
1662	Al Tanmiya Company for Plastic Pipe Manufacturing	568,605
1663	Africa Al Tamayuz Company for Plastic Industries, Packaging, and Wrapping Materials	567,559
1664	Al Salama Company for Importing Fabrics, Textiles, and Clothes	566,925
1665	Al Bindaqiya Company for Importing Foodstuffs	564,868
1666	Al Tadaawul Company for Financial and Electronic Brokerage (J.S.C.)	562,399
1667	Al Hawdaj Al A'li Company for Importing Medical Preparations and Mother/Child Supplies	560,935
1668	Al A'mar Al Bahir Company for Importing Electrical and Non-Electrical Devices and Spare Parts	560,088

1669	Al Lu'lu' Al Tabi'i Company for Importing Carpets and Furnishings	559,382
1670	Al Badiya Al Oula Company for Importing Various Means of Transport, Spare Parts, and Accessories	554,692
1671	Al Bunyan Factory for Prefabricated Building Manufacturing	552,527
1672	Dar Al Mansoojat Company for Importing Fabrics, Textiles, Curtains, and Carpets	552,000
1673	Al Tarabut Al Alamia Company for Wooden Industries	551,676
1674	Al Nahda Company for General Contracting and Real Estate Investment	550,180
1675	Duroob Al Furat Company for Food Industries	550,040
1676	Al Rafah Al Tibbi Company for Importing Medical Equipment	550,000
1677	Al Rawasi Al Khadraa Company for Importing Agricultural Supplies	549,766
1678	Al Thiqa Al Rasikha Company for Importing Electrical, Non-Electrical, and Electronic Devices and Spare Parts	549,700
1679	Al Allama Al Wataniya Company for Food Industries	549,300
1680	Al Safqa Al Adila Company for Importing Tires, Batteries, and Accessories	549,273
1681	Al Madina Al Jadeeda Al Oula Company for Importing Electrical Materials and Spare Parts	548,993
1682	Dana International Company for Importing Medicines, Medical Equipment, Preparations, and Mother/Child Supplies	548,051
1683	Al Safeer Al Mutanaqqil Company for Importing Cars and Spare Parts	547,660
1684	Shurooq Al Shams Company for Importing Foodstuffs, Livestock, Meat, and Fish	546,001
1685	Al Jood Al Dawliya Al Haditha Company for Importing Foodstuffs, Livestock, and Meat	544,850
1686	Wahat Libya Company for Importing Foodstuffs	544,625
1687	Hi-Tech International Company for Importing Medicines and Medical Supplies	542,117
1688	Al Qamar Factory for Cleaning Supplies Manufacturing	541,440
1689	Al Majmooa Al Libiya Al Haditha Company for Importing Electrical/Non-Electrical Devices and Spare Parts	536,984
1690	Dar Al Saqiya Company for Importing Foodstuffs, Livestock, and Meat	536,640
1691	Al Ikhtiyar Al Jameel Company for Importing Cosmetics and Sundries	535,873
1692	Al Sunbula Al Muttahida Al Oula Company for Importing Foodstuffs	535,416
1693	Yafa Al Tijariya Company for Importing Medical Equipment, Medicines, Preparations, and Mother/Child Supplies	531,029
1694	Aslanta Company for Importing Electronic Devices	530,675
1695	Al Husam Company for Doors, Windows, and Engineering Shapes Manufacturing	529,284
1696	Al Zad Al Sharqi Company for Importing Agricultural Machinery, Supplies, and Spare Parts	529,063
1697	Al Bunyan Al A'li Company for Manufacturing Steel, Aluminum, and PVC Doors and Windows	526,068
1698	Qimmat Al Mathaq Al Mutamayiz Company for Importing Foodstuffs, Livestock, Meat, and Vegetables	525,525
1699	Al Mutatawwiroon Company for Importing Electrical/Non-Electrical Devices and Spare Parts	523,938
1700	Asia Al Mustaqbal Company for Importing Building Materials and Sanitary Ware	523,087
1701	Al Mustaqbal Al Saheeh Company for Importing Cars and Spare Parts	522,756

1702	Fakher Company for Oilfield Services (J.S.C.)	522,013
1703	Al Salama Company for Manufacturing Hangers and Corrugated Sheets	520,000
1704	Bab Africa Al Jadeeda Company for Food Industries	518,420
1705	Al Asas Al Mateen Company for Importing Building Materials, Sanitary Ware, and Accessories	518,266
1706	Akakus Libya Company for Electromechanical Services	517,213
1707	Anwar Msalata Company for Importing Foodstuffs, Meat, and Livestock	517,151
1708	Rawa'i Al Beit Company for Importing Clothes, Textiles, and Leather Products	511,748
1709	Al Jeel Al Qadim Company for Importing Medicines and Medical Equipment	511,242
1710	Toleen Company for Importing Medical Equipment, Medicines, Preparations, and Medical/Mother/Child Supplies	510,523
1711	Al Mustaqbal Al Mudi' Company for Electrical Power	510,440
1712	Al Tali'a Al Bahira Company for Importing Building Materials, Sanitary Ware, and Accessories	510,186
1713	Al Rahba Al Haditha Company for Manufacturing Electrical/Non-Electrical Materials and Spare Parts	509,650
1714	Al Mutafawwiqa Company for Importing Electronics	509,448
1715	Al Jawhara Al Mutata'alliqa Company for Importing Electronic and Electrical Devices and Accessories	509,339
1716	Al Ibtikar Al Ra'i Company for Importing Building Materials	508,098
1717	Al Qadi Group Company for Importing Furniture	507,115
1718	Spaytz Company for Importing Foodstuffs	506,625
1719	Al Fikra Company for Importing Electrical and Household Devices	505,350
1720	Misk Al Ghaba Company for Importing Foodstuffs and Livestock	505,323
1721	Al Noor Al Dhaki Company for Importing Electrical/Non-Electrical Devices and Spare Parts	504,841
1722	Latafa Company for Importing Foodstuffs, Livestock, and Meat	502,400
1723	Al Ikhlas Factory for Car Radiator Manufacturing	500,579
1724	Qawa'id Al Jabal Company for Importing Building Materials, Sanitary Ware, and Accessories	500,000
1725	Al Balda Al Tayyiba Company for Importing Foodstuffs, Livestock, and Meat	500,000
1726	Al Ishraq Al Muneer Company for Importing Electrical Materials	499,827
1727	Al Sawahel Al Alamia Company for Importing Means of Transport and Accessories	498,545
1728	Aboor Company for Electronic Payment Solutions (J.S.C.)	498,539
1729	Al Hatif Al Thahabi Company for Importing Electrical/Non-Electrical/Electronic Devices and Spare Parts	497,750
1730	Qimma Group Company for Renewable Energy and Electrical Works	496,319
1731	Darb Al Binaa Company for Importing Raw Materials	494,617
1732	Al Kudwa Pharma Company for Importing Mother/Child Supplies, Medical Equipment, and Medicines	493,600
1733	Al Amana Al Dawliya Company for Importing Cosmetics and Sundries	493,153
1734	Ma'idat Al Rahman Company for Importing Foodstuffs	492,800
1735	Al Majd Company for Importing Electrical and Non-Electrical Devices and Spare Parts	492,487

1736	Kaflay Al Tijariya Company for Importing Electrical Devices, Materials, Spare Parts, and Electronics	492,445
1737	Al Markaz Al Jadeed Company for Importing Cars and Spare Parts	491,200
1738	Duroob Libya Al Khair Company for Importing Medical Preparations and Mother/Child Supplies	490,460
1739	Al Allama Al Farida Company for Contracting, Investment, and Real Estate Development	490,000
1740	Al Ittijah Al Awwal Company for Importing Agricultural Supplies	489,578
1741	Dar Al Karam Company for Importing Medical Supplies and Equipment	488,888
1742	Al Qabas Al Dawliya Company for Importing Electrical Devices, Materials, Wires, and Switches	488,429
1743	Al Tibb Al Mutajaddid Company for Importing Medical Equipment, Medicines, and Preparations	487,391
1744	Prestige Company for Importing Building Materials and Sanitary Ware	485,482
1745	Taqniyat Company for Importing Electromechanical Materials	483,703
1746	Shaheen Al Mustaqbal Company for Importing Foodstuffs, Livestock, and Meat	481,190
1747	Huly Farashat Al Imarat Company for Importing Clothes	480,645
1748	Al Arabiya Company for Importing Building Materials, Sanitary Ware, and Accessories	478,702
1749	Al Qudra Al Mutamayiza Company for Importing Furniture	477,832
1750	Titan Company for Importing Clothes, Shoes, and Leather Products	477,678
1751	Manahil Al Mi'mar Company for Importing Building Materials and Sanitary Ware	476,514
1752	Salat Al Ghithaa Al Mutamayiz Company for Importing Foodstuffs, Fruits, Livestock, and Meat	476,400
1753	Al Nahda Company for Importing Cleaning Supplies	475,675
1754	Al Jabal Al Akhdar Al Dawliya Company for Importing Clothes, Textiles, and Leather Products	473,205
1755	Al Awtar Company for Importing Means of Transport and Accessories	472,265
1756	Rikab Al Falak Company for Importing Foodstuffs, Livestock, and Meat	471,350
1757	Fanas Company for Printing Packaging Materials	470,000
1758	Al Rahba Al Jadeeda Company for Importing Foodstuffs	468,686
1759	Rikaz Company for Importing Building Materials, Sanitary Ware, and Accessories	468,137
1760	Sahar Al Ghithaa Company for Importing Foodstuffs, Livestock, and Meat	465,820
1761	Sunoof Al Nakhat Company for Food, Beverage, and Soft Drink Manufacturing (J.S.C.)	465,750
1762	Al Haram Al Thahabi Al Awwal Company for Importing Foodstuffs	465,500
1763	Atlas Al Dawliya Company for Importing Building Materials, Sanitary Ware, and Accessories	464,372
1764	Anwar Al Majd Company for Importing Agricultural Machinery and Supplies	464,318
1765	Libya Al Alamia Company for Aluminum, PVC Door, Window, Furniture, and Decor Manufacturing	464,160
1766	Al Saqiya Company for Water Purification and Desalination	464,122
1767	Sinwan Company for Electrical and Electromechanical Works	463,805
1768	Al Riyada Al Kubra Company for Importing Modern Cars	463,700
1769	Kimmji Company for Importing Means of Transport	463,371
1770	Al Sadaqa Al Raqiya Company for Importing Building Materials, Sanitary Ware, and Accessories	463,238

1771	Al Wasiya Company for Importing Foodstuffs, Poultry, Frozen Fish, and Meat	462,669
1772	Tibesti Company for Importing Electrical, Non-Electrical, and Electronic Devices and Spare Parts	462,105
1773	Al Rahmani Company for Clinker Grinding and Cement Manufacturing	462,000
1774	Al Azima Company for Importing Foodstuffs	460,462
1775	Tadawul Company for Electronic Technology (J.S.C.)	460,301
1776	Sehhatuk Al Dawa'iya Company for Importing Medical Equipment, Medicines, Preparations, and Mother/Child Supplies	459,851
1777	Al Hizam Al Zira'i Company for Importing Agricultural Machinery, Supplies, and Spare Parts	458,983
1778	Al Tijara Al Wataniya Company for Catering and Supply Services	458,625
1779	Sarh Misrata Company for Importing Means of Transport and Accessories	457,846
1780	Al Adraj Al Alamia Company for Importing Raw Materials	457,465
1781	Marmar Libya Company for Importing Foodstuffs	457,428
1782	Al Basha Al Handasiya Company for Importing Heavy Equipment Spare Parts and Maintenance	457,199
1783	Majmoo'at Al Jabal Al Tibbiya Company for Importing Medicines and Medical Equipment	456,950
1784	Madar Company for General Contracting and Real Estate Investment	453,300
1785	Naseej Al Imtiyaz Al Awwal Company for Importing Textiles, Clothes, and Leather Products	451,650
1786	Sitreen Company for Importing Electrical, Non-Electrical, and Electronic Devices and Spare Parts	451,368
1787	Wudyan Al Wusta Company for Importing Agricultural and Animal Production Equipment	450,000
1788	Al Raihana Company for Importing Agricultural Machinery and Supplies	450,000
1789	Al Akhshab Al Malkiya Company for Importing Building Materials, Sanitary Ware, and Accessories	449,578
1790	Al Bayan Al Thahabi Company for Importing Electrical and Electronic Devices and Equipment	448,297
1791	Al Mashriq Al Alamia Company for Sweets and Juices Manufacturing	447,749
1792	Alwan Al Crystal Company for Importing Furniture	447,720
1793	Al Karam Company for Importing Cars and Spare Parts	445,650
1794	Al Taqaddum Al Watani Company for Importing Building Materials, Sanitary Ware, and Accessories	445,302
1795	Al Zawiya Company for Importing Medicines, Veterinary Preparations, Equipment, and Supplies	445,024
1796	Al Deek Company for Importing Means of Transport and Accessories	443,783
1797	Al Dabbous Factory for Paper Manufacturing	443,660
1798	Khubaraa Al Taqniya Company for Importing Telecommunications Equipment and Computers	442,865
1799	Al Bawadi Al Jadeeda Company for Importing Agricultural Machinery and Supplies	442,176
1800	Naseem Al Rayhan Company for Importing Electronic and Electrical Devices	441,800
1801	Al Meerad Company for Importing Heavy Machinery, Equipment, Spare Parts, Factory Supplies, and Workshops	440,895
1802	Al Muttahidoon Al Thalaath Company for Importing Electrical/Non-Electrical Devices	439,825
1803	Ramsa Company for Importing Medicines, Medical Supplies, and Equipment	439,252

1804	Al Muzn Company for Importing Foodstuffs, Livestock, and Meat	439,028
1805	Al Nabd Al Jadeed Company for Importing Cleaning Supplies	438,543
1806	Al Sayyarat Al Libiya Company for Importing Cars, Trucks, and Spare Parts	437,118
1807	Al Diqqa Al Aamina Company for Importing Means of Transport and Accessories	436,839
1808	Bolhiya Company for Importing Stationery and Office Supplies	436,220
1809	Al Ata'a Al Mutawasil Company for Furniture and Sponge Manufacturing	435,725
1810	Specialized Factory for Aluminum and PVC Door and Window Manufacturing	435,360
1811	Adwaa Bab Al Madina Company for Importing Electrical/Non-Electrical Devices and Spare Parts	434,065
1812	Al Fawaris Al Jadeeda Company for Importing Foodstuffs	433,794
1813	Royal Al Muttahida Company for Importing Electrical Materials and Spare Parts	433,116
1814	Al Amwaj Al Hadi'a Company for Importing Foodstuffs, Livestock, and Meat	433,108
1815	Al Tannara Company for Fishing and Fish Canning	432,420
1816	Al Sehha Wa Al Jamal Company for Importing Medical Equipment, Medicines, Preparations, and Supplies	431,270
1817	Jinan Al Khair Company for Importing Foodstuffs	431,229
1818	Magellan Company for Importing Books and Stationery	430,760
1819	Baladi Company for Agricultural and Animal Production and Investment	430,287
1820	Al Nassajoon Al Libiyoon Company for Carpet and Rug Manufacturing	429,354
1821	Tamam Company for Importing Clothes, Textiles, and Leather Products Ltd.	428,519
1822	Al Koof Al Bahir Company for Importing Heavy Machinery, Equipment, and Spare Parts	427,333
1823	Al Na'as Al Dawliya Company for Importing Means of Transport, Spare Parts, and Accessories	425,870
1824	Al Burj Al Azraq Company for Importing Means of Transport and Accessories	424,740
1825	Zad Al Aseel Company for Importing Foodstuffs, Dairy, and Meat	423,920
1826	Al Israa Al Haditha Company for Importing Foodstuffs, Livestock, and Meat	423,638
1827	Rikaz Company for Importing Electrical/Non-Electrical Devices and Spare Parts	422,540
1828	Al Mawrid Company for Importing Building Materials and Sanitary Ware	422,198
1829	Al Mutoon Company for Importing Household/Electromechanical Devices and Accessories	421,165
1830	Jabal Al Sharq Company for Poultry Farming, Egg, and Meat Production	420,631
1831	Rukn Al Ibtikar Company for Food Industries	420,128
1832	Al Omran Factory for Marble and Granite Cutting and Shaping	419,359
1833	Tabarak Al Khair Company for Importing Foodstuffs, Livestock, and Meat	418,560
1834	Al Maydan Company for Importing Foodstuffs and Fresh Fruits	417,429
1835	Sanabel Al Andalus Company for Importing Foodstuffs	415,365
1836	Shams Al Asima Company for Importing Foodstuffs	414,297
1837	Qanawat Al Taqniya Company for Information Technology and Telecommunications	412,360
1838	Al Nooreen Company for Importing Foodstuffs	412,278

1839	Hada'iq Al Nu'aimi Company for Importing Foodstuffs	409,464
1840	Mutawassit Al Qarra Company for Importing Building Materials, Sanitary Ware, and Accessories	408,962
1841	Al Imdad Al Dawli Company for Importing Cars and Spare Parts	408,341
1842	Ital Company for Importing Electrical, Non-Electrical, and Electronic Devices and Spare Parts	408,249
1843	Topactis Factory for Sponge Manufacturing	407,440
1844	Al Sharika Al Libiya Al Hurra for Medical Services	407,330
1845	S R Company for Maintenance Services and Environmental Solutions	405,163
1846	Al Mizan Al Thahabi Al Jadeed Company for Importing Building Materials, Sanitary Ware, and Accessories	405,059
1847	Al Amthal Company for Importing Medicines, Medical Equipment, Preparations, and Mother/Child Supplies	403,743
1848	Al Ta'awun Al Raqi Company for Importing Building Materials, Sanitary Ware, and Accessories	400,594
1849	Al Foolath Al Muttahid Factory for Corrugated Sheets Manufacturing	400,520
1850	Al Sanad Company for Wooden Industries	400,003
1851	Al Masdar Al Fareed Company for Importing Clothes, Textiles, and Leather Products	400,000
1852	Jawharat Al Khaleej Company for Importing Means of Transport and Accessories	399,230
1853	Al Majmooa Al Dawliya Company for Importing Medicines and Medical Equipment	398,904
1854	Al Mushirqi Company for Importing Medical Equipment	398,633
1855	Al Yaqoot Al Azraq Company for Importing Building Materials, Sanitary Ware, and Accessories	396,807
1856	Khalaf Al Bihar Company for Importing Livestock and Meat	396,200
1857	Al Muthallath Company for PVC and Aluminum Manufacturing	396,012
1858	Mart Company for Importing Cleaning Supplies, Cosmetics, and Sundries	395,125
1859	Hithaa Al Tareeq Factory for Shoe Manufacturing	395,000
1860	Duroob Al Tibb Company for Importing Medical Equipment, Preparations, and Mother/Child Supplies	394,695
1861	Nova Casa Company for Importing Furniture	394,566
1862	Bazima Company for Importing Foodstuffs and Pulses	394,450
1863	Majmoo'at Ghneima Company for Food Industries	394,321
1864	Al Riqa Company for Importing Sports Equipment and Clothing	394,078
1865	Al Sada Company for Importing Electrical/Non-Electrical Devices and Spare Parts	393,700
1866	Beit Al Rahma Company for Importing Building Materials	390,000
1867	Aries Al Dawa'iya Company for Importing Medicines and Medical Equipment	389,714
1868	Al Rabee Company for Agricultural and Animal Investment	388,764
1869	Al Suroor Company for PVC and Aluminum Manufacturing	387,343
1870	Al Rayyan Al Fakher Company for Importing Foodstuffs	387,250
1871	Al Ta'ir Al Abyad Company for Food Industries	387,000
1872	Al Jinan Company for Importing Medicines and Medical Preparations	386,797
1873	Al Mawasim Company for Importing Mother and Child Supplies	386,400

1874	Al Afriqiya Press	385,562
1875	Anas Company for Importing Means of Transport and Accessories	385,320
1876	Al Qaydoom Company for Importing Household and Electrical Materials	385,117
1877	Dar Al Jood Company for Importing Generators, Spare Parts, Electrical Materials, and Electronics	383,853
1878	Aytar Al Dawliya Company for Importing Cosmetics, Cleaning Supplies, and Sundries	383,600
1879	Abar Al Muheetat Company for General Contracting and Real Estate Investment	382,961
1880	Al Mutata'alliq Company for Diaper, Paper Tissue, and Cleaning Supplies Manufacturing	381,482
1881	Asas Al Alamia Company for Importing Cosmetics, Cleaning Supplies, and Sundries	381,457
1882	Al Imtiyaz Al Dawliya Company for Plastic and Paper Industries	380,333
1883	Al Siyaq Al Mutamayiz Company for Importing Foodstuffs and Livestock	380,234
1884	Matla' Al Fajr Group Company for Importing Foodstuffs, Fruits, Vegetables, Meat, and Livestock	378,969
1885	Tajunis Company for Importing Foodstuffs	378,409
1886	Al Marasi Company for Importing Tires	378,299
1887	Calbus Libya Company for Importing Books and Stationery	378,229
1888	Nidaa Al Mustaqbal Company for Importing Means of Transport, Spare Parts, and Accessories	377,313
1889	Najmat Al Majarra Company for Importing Livestock and Meat	376,650
1890	Qatrat Al Nada Al Oula Company for Importing Pumps and Building Materials	375,792
1891	Al Majd Al Areeq Company for Importing Household and Electromechanical Materials	373,173
1892	Libital Company for Cleaning Supplies Manufacturing	372,703
1893	Al Burooj Al Alamia Company for Importing Building Materials, Sanitary Ware, and Accessories	372,299
1894	Al Khair Company for Importing Home Furniture	369,300
1895	Ansam Al Asima Company for Importing Livestock and Meat	368,772
1896	Al Shamila Al Oula Company for Importing Medical Equipment, Preparations, and Mother/Child Supplies	367,895
1897	Abyat Al Mutawassit Company for Importing Building Materials, Sanitary Ware, and Accessories	366,987
1898	Al Rabee Al Da'im Company for Importing Building Materials	366,000
1899	Majal Al Aqmisha Company for Importing Fabrics, Textiles, Curtains, and Carpets	365,514
1900	Al Manar Company for Importing Agricultural Machinery, Supplies, and Spare Parts	364,688
1901	Ghawt San Faz Company for Food Industries	363,645
1902	Rukn Al Jazeera Company for Importing Cleaning Supplies	362,809
1903	Qimmat Al Jawda Company for Aluminum, PVC Doors, Windows, and Accessories Manufacturing	362,057
1904	Opera Company for Importing Foodstuffs	361,918
1905	Al Mashriq Company for Building Materials Manufacturing Ltd.	360,284
1906	Al Rukham Al Mustadeem Company for Aluminum and PVC Manufacturing	359,540
1907	Al Binaa Wa Al A'mar Company for Importing Building Materials, Sanitary Ware, and Accessories	358,435
1908	Al Ayadi Al Thahabiya Company for Steel/Iron Industries	357,000

1909	Al Shurakaa Company for Importing Workshop Equipment, Machinery, and Industrial Supplies	355,804
1910	Al Waha Al Wataniya Company for Importing Foodstuffs, Livestock, and Meat	355,050
1911	Al Fahim Al Ilmi Company for Importing Stationery	355,010
1912	Al Haris Al Dawliya Company for Importing Carpets and Furnishings	351,634
1913	Al Hada'iq Al Muzhila Company for Importing Foodstuffs, Livestock, and Meat	350,320
1914	Al Amani Al Dawliya Company for Importing Cleaning Supplies, Cosmetics, Perfumes, and Sundries	350,197
1915	Shababik Al Asima Company for Importing Foodstuffs	348,272
1916	Al Ahramat Company for Marble Manufacturing (J.S.C.)	346,986
1917	Tayba Company for Importing Foodstuffs, Livestock, and Meat	345,648
1918	Hada'iq Libya Company for Importing Agricultural Machinery, Supplies, and Spare Parts	344,453
1919	Tilal Al Tibbiya Company for Importing Medical Equipment, Medicines, and Preparations	344,224
1920	Al Nahda Factory for Garment Manufacturing	344,150
1921	Al Sharika Al Fanniya Company for Importing Medical Equipment	343,361
1922	Al Qandooz Factory for Aluminum Mat Manufacturing	342,975
1923	Hydraulics Libya Company for Importing Heavy Equipment	341,984
1924	Al Qal'a Al Haditha Company for Importing Foodstuffs	341,966
1925	Kunooz Libya Company for Importing Cleaning Supplies and Cosmetics	340,861
1926	Al Majd Company for Food Manufacturing and Packaging	340,300
1927	Yasmeen Libya Al Haditha Company for Importing Foodstuffs	340,016
1928	Masar Shamal Africa Company for Importing Building Materials and Accessories	337,998
1929	Nakheel Zliten Company for Asphalt and Insulating Materials Manufacturing	337,460
1930	Jisr Africa Company for Importing Agricultural Machinery and Supplies	336,938
1931	Al Mansoora Libya Company for Food Industries	336,542
1932	Al Bairaq Al Dawliya Company for Concrete Mix Production	335,675
1933	Tabakat Company for Importing Electrical and Household Materials	335,042
1934	Al Itqan Company for Aluminum and PVC Manufacturing	332,334
1935	Imbact Company for Building Materials Manufacturing	332,000
1936	Al Taqaddum Company for Metal and Plastic Industries	331,800
1937	Al Natheef Al Bahir Company for Importing Cleaning Supplies, Cosmetics, and Sundries	331,297
1938	Yashfeen Al Dawliya Company for Importing Medicines and Veterinary Sera	330,363
1939	Al Mushtahar Company for Importing Building Materials, Sanitary Ware, and Accessories	329,890
1940	Jood Libya Company for Importing Agricultural Machinery, Supplies, and Spare Parts	329,841
1941	Al Reem Company for Importing Medicines and Medical Equipment	328,750
1942	Al Sharara Company for Importing Building Materials and Sanitary Ware	327,839
1943	Al Bahr Al Hadir Company for Importing Foodstuffs, Livestock, and Meat	327,789

1944	Siraj Al Amthal Company for Importing Means of Transport and Accessories	327,119
1945	Al Mi'mar Al Taam Company for Importing Electrical Devices and Materials	326,400
1946	Ital Al Dawliya Company for Importing Building Materials, Sanitary Ware, and Accessories	324,339
1947	Al Buhayra Company for Importing Foodstuffs	324,075
1948	Al Mustaqbal Al Madi Al Dawli Company for Importing Mother and Child Supplies	322,055
1949	Yaqoot Group Company for Importing Electrical, Non-Electrical, and Electronic Devices and Spare Parts	322,000
1950	Rama Al Libiya Company for Plastic Industries	320,358
1951	Ayar Company for Electromechanical Works	320,259
1952	Mass Company for Plastic Industries	319,520
1953	Oya Group Company for Importing Furniture	319,146
1954	Awtad Al Mutawassit Company for Oilfield Services	318,426
1955	Anwar Al Nayzak Company for Importing Electrical Devices, Materials, Wires, and Switches	318,395
1956	Naway Al Nakhla Company for Importing Foodstuffs, Meat, and Dairy Derivatives	315,677
1957	Al Nayzak Al Thahabiya Company for Importing Foodstuffs, Livestock, Meat, and Fresh Fruits	315,250
1958	Jibal Kordofan Company for Importing Foodstuffs, Livestock, and Meat	314,684
1959	Victoria Company for Importing Foodstuffs, Livestock, and Meat	314,105
1960	Al Khaleel Al Ra'ida Company for Importing Foodstuffs, Livestock, and Meat	314,100
1961	Al Osra Al Mithaliya Company for Food Industries	313,660
1962	Nibras Al Binaa Al Hadheet Company for Importing Building Materials, Sanitary Ware, and Accessories	312,522
1963	Al Daleel Pharma Company for Importing Medicines and Medical Equipment	311,940
1964	Manarat Al Iskandariya Company for Importing Foodstuffs	311,300
1965	Al Teela Al Rafeea Company for Importing Fabrics, Textiles, and Carpets	310,405
1966	Al Istiqlal Company for Importing Foodstuffs	310,313
1967	Al Tahakkum Al Fanni Company for PVC and Aluminum Manufacturing	309,580
1968	Al Matjar Al Libi Company for Importing Sundries and Cosmetics	308,311
1969	Al Nooran Factory for Plastic Industries	308,000
1970	Al Shurakaa Company for Importing Electrical Devices, Materials, Spare Parts, Electronic Devices, and Accessories	306,978
1971	Al Rawnag Al Libi Al Hadheet Company for Importing Building Materials, Sanitary Ware, and Accessories	306,800
1972	Al Anees Company for Importing Cosmetics	306,446
1973	Al Muneer Al Mumayyaz Company for Importing Cleaning Supplies	306,381
1974	Al Bahr Al Kabeer Company for Importing Electrical Materials	305,619
1975	Al Sadara Company for Manufacturing, Packaging, and Processing Foodstuffs, Pulses, Nuts, and Coffee	305,387
1976	Yashfeen Company for Importing Medical Equipment, Medicines, Medical Preparations, and Mother and Child Supplies	304,752

1977	Al Dhiyafa Libya Company for Importing Electronic and Electrical Devices	304,000
1978	Al Tamayuz Al Da'im Company for Importing Foodstuffs, Livestock, and Meat	303,000
1979	Tibesti Al Dawliya Company for Importing Electrical Materials and Spare Parts	302,768
1980	Al Ta'adul Company for Electrical Industries	300,643
1981	Sumatra Company for Importing Cleaning Supplies, Cosmetics, Perfumes, and Scents	300,040
1982	Al Zain Al Dawliya Company for Importing Tobacco, Cigarettes, and Accessories	300,000
1983	Ta'ir Al Salam Company for Importing Agricultural Machinery, Supplies, and Veterinary Sera	299,874
1984	Al Sariya Company for Importing Sports Games, Equipment, and Entertainment Supplies	299,300
1985	Zill Al Zaytoon Company for Importing Foodstuffs, Livestock, and Meat	298,710
1986	Al Itqan Al Mutaqaddim Company for Importing and Selling Textiles, Clothes, and Leather Products	298,320
1987	Leptis Company for Importing Household and Electrical Materials	298,303
1988	Al Tibbiya Al Alamia Al Haditha Company for Importing Medicines and Medical Equipment	298,000
1989	Kabes Company for Importing Raw Materials	297,600
1990	Al Tatawwur Al Zira'i Company for Importing Agricultural Supplies	297,085
1991	Al Musafir Al Da'im Company for Services and Tourism Investment	297,000
1992	Uloom Al Ahyaa Company for Medical and Laboratory Services	295,925
1993	Al Thaqeel Al Dawliya Company for Importing Means of Transport and Accessories	295,001
1994	Qal'at Al Mukhtar Company for Importing Computers and Accessories	294,966
1995	Awafi Al Mutamayiza Company for Importing Foodstuffs, Livestock, and Meat	294,713
1996	Mizallat Libya Company for Technical Industrial Oil Services	294,520
1997	Al Wifaq Al Mihni Company for Building Materials Manufacturing	293,625
1998	Al Harith Company for Importing Foodstuffs	293,400
1999	Al Baloor Company for Glass Manufacturing	293,207
2000	Al Jawhara Al Haditha Company for Importing Furniture	292,985
2001	Budoor Al Baraka Company for Importing Foodstuffs, Livestock, and Meat	292,808
2002	Al Fairoz Company for Importing Foodstuffs (J.S.C.)	291,496
2003	Al Nawfal Company for Milling Coffee, Grains, and Nuts	291,408
2004	Al Muneer Al Libi Company for Importing Medical Equipment and Supplies	291,309
2005	Al Tabi'a Company for Food Industries	291,296
2006	Al Mu'tamad Al Jadeed Company for Aluminum, PVC, and Accessories Manufacturing	291,113
2007	Al Mukhtar Al Hadith Company for Importing Building Materials, Sanitary Ware, and Accessories	290,199
2008	Samaa Al Ma'arif Company for Educational Services	290,196
2009	Istidama Company for Importing Cleaning Supplies	290,068
2010	Al Qal'a Al Haseena Company for Importing Building Materials, Sanitary Ware, and Accessories	290,039
2011	Al Qal'a Factory for Plastic Industries	289,443

2012	Wamda Company for Importing Means of Transport and Accessories	289,179
2013	Al Dhiyaa Al A'li Company for Importing Medicines, Equipment, and Medical Preparations	288,766
2014	Al Huda Factory for Plastic Bag Manufacturing Ltd.	288,129
2015	Aabr Al Turuqat Company for Importing Means of Transport and Accessories	287,820
2016	Safeenat Al Ghithaa Company for Importing Foodstuffs	286,800
2017	Aalam Al Jibal Company for Importing Building Materials and Sanitary Ware	285,659
2018	Jawdat Al Mathaq Company for Importing Foodstuffs, Livestock, and Meat	285,194
2019	Al Ikhwa Group Company for Importing Perfumes, Cosmetics, and Sundries	285,037
2020	Dhifaf Kubra Company for Importing Building Materials, Sanitary Ware, and Accessories	284,900
2021	Al Wadi Al Da'im Company for Aluminum, PVC, and Accessories Manufacturing	284,215
2022	Baker Company for E-Commerce and Delivery	284,000
2023	Al Laith Company for Importing Foodstuffs, Livestock, and Meat	283,844
2024	Delta Al Dawliya Company for Importing Household and Electrical Appliances	283,494
2025	Al Sharika Al Thahabiya for Glass Manufacturing	283,360
2026	Al Jabal Company for Importing Cleaning Supplies	283,021
2027	Al Majd Factory for Plastic Bag Manufacturing	282,780
2028	Al Riyada Company for Steel Industries	282,370
2029	Al Rasm Company for Importing Books and Stationery	282,149
2030	Mahattat Al Binaa Company for Importing Building Materials and Sanitary Ware	281,999
2031	Waraq Al Zanabaq Company for Importing Cleaning Supplies	281,250
2032	Masar Al Khair Company for Importing Building Materials and Sanitary Ware	280,960
2033	Rawabit Al Fikr Company for Importing Restaurant Equipment, Household Materials, and Electrical Devices	280,769
2034	Lu'lu'at Al Tamayuz Company for Importing Medical Equipment and Supplies	280,751
2035	Al Ida'a Al Libiya Company for Importing Electrical Materials and Household Devices	279,747
2036	Shamal Africa Al Alamia Company for Importing Electrical and Non-Electrical Devices, Materials, and Spare Parts	279,163
2037	Athal Al Dawliya Company for Importing Medicines, Medical Equipment, and Mother and Child Supplies	278,403
2038	Al Muthmir Al Awwal Company for Importing Agricultural Materials, Equipment, and Supplies	278,290
2039	Marahil Al Tanmiya Al Zira'iya Company for Importing Agricultural Machinery and Equipment	277,650
2040	Al Binaa Al Rasikh Company for Importing Building Materials, Sanitary Ware, and Accessories	277,602
2041	Ayadi Al Shifa Company for Importing Medicines, Supplies, and Medical Equipment	277,140
2042	Shams Al Ma'arif Company for Importing Stationery and Office Supplies	276,582
2043	Balhaj Al Alamia Company for Refrigerator Manufacturing	276,536
2044	Al Waha Al Thahabiya Company for Importing Medicines, Medical Equipment, and Mother and Child Supplies	276,315
2045	Al Butnan Al Haditha Company for Importing Medicines, Equipment, and Veterinary Supplies	276,056

2046	Najah Kimya Factory for Cleaning Supplies Manufacturing	274,700
2047	Dar Al Khums Company for Manufacturing and Printing Packaging Materials and Paper Products	273,975
2048	Al Eethar Al Jadeed Company for Importing Foodstuffs, Livestock, and Meat	273,662
2049	Dunya Al Sehha Company for Importing Medicines, Medical Preparations, and Mother and Child Supplies	273,656
2050	Al Nasiha Company for Cleaning Supplies Manufacturing	271,700
2051	Clean Al Dawliya Company for Importing Cosmetics, Sundries, and Cleaning Supplies	271,537
2052	Al Sunbula Al Fariqa Company for Importing Foodstuffs	270,529
2053	Al Tawfeer Al Haditha Company for Importing Electrical Materials	270,032
2054	Awal Libya Company for Importing Heavy Equipment, Accessories, and Factory Equipment	269,986
2055	Al Allama Company for Importing Medicines, Medical Preparations, and Mother and Child Supplies	269,505
2056	Al Jusoor Company for Importing Workshop and Factory Equipment	268,386
2057	Al Waleed Company for Importing Foodstuffs, Livestock, and Meat	268,320
2058	Wed Company for Importing Diapers and Paper Napkin Supplies	268,010
2059	Al Alamia Company for Importing Air Conditioning, Refrigeration Equipment, Accessories, and Spare Parts	267,582
2060	Al Ibtikar Al Afdal Company for Importing Foodstuffs, Livestock, and Meat	267,228
2061	Noor Al Sharq Company for Importing Foodstuffs, Livestock, and Meat	267,168
2062	Al Salama Al Mihniya Company for Importing Occupational Safety Equipment, Road Supplies, and Environment Supplies	266,896
2063	Nasamat Al Sabah Company for Importing Cosmetics, Sundries, and Cleaning Supplies	266,295
2064	Crystal Al Alamia Company for Importing Cleaning Supplies, Cosmetics, and Sundries	265,796
2065	Maydan Al Nakhla Company for Importing Foodstuffs	265,200
2066	Al Muzhila Company for Importing Foodstuffs	265,000
2067	Mateen Company for Importing Mother and Child Supplies	264,853
2068	Al Hayat Al Tibbi Company for Importing Medicines, Medical Supplies, and Mother and Child Supplies	264,635
2069	Al Aseel Al Mutamayiz Company for Importing Electrical Materials and Devices	264,291
2070	Al Muha Company for Importing Vaccines and Veterinary Medicines	263,689
2071	Al Tarabut Al Jadeed Al Awwal Company for Building Materials Manufacturing Ltd.	262,901
2072	Al Rayhana Al Sina'iya Company for Food Industries	262,851
2073	Bisat Al Rabee Company for Importing Carpets and Textiles	262,231
2074	Asas Al Dawli Factory for Manufacturing PVC and Aluminum Doors and Windows	261,876
2075	Delta Al Muttahida Al Oula Company for Importing Medicines, Medical Preparations, and Mother and Child Supplies	261,834
2076	A'mar Al Fann Company for Importing Building Materials	260,492
2077	Al Ameera Factory for Food Industries	260,400
2078	Al Lafa Al Dawliya Company for Metal Manufacturing and Shaping	260,153

2079	Al Marfa' Company for Importing Means of Transport and Accessories	260,127
2080	Al Barima Company for Importing Foodstuffs	259,658
2081	Al Rimal Al Libiya Company for Importing Means of Transport and Accessories	258,983
2082	Arkan Al Dawliya Company for Importing Medical Equipment, Preparations, and Mother and Child Supplies	258,852
2083	Al Nahda Company for Importing Building Materials, Sanitary Ware, and Accessories	258,525
2084	Dar Al Jood Company for Manufacturing Cardboard, Bags, and Paper Packaging	258,209
2085	Al Amal Al Libiya Company for Importing Raw Materials	258,093
2086	Auras Company for Importing Furniture	257,901
2087	Jood Al Rida Company for Importing Foodstuffs	257,853
2088	Etrane Company for Importing Cars and Spare Parts	257,842
2089	Injaz Al Da'im Company for Importing Building Materials, Sanitary Ware, and Accessories	257,589
2090	Al Hattab Company for Food Industries	257,376
2091	Azar Company for Importing Electronic Devices, Accessories, and Spare Parts	256,118
2092	Samaa Al Taqniya Company for Internet Services and Information Technology	255,495
2093	Al Osool Al Da'ima Company for Importing Carpets, Moquette, and Furnishings	255,455
2094	Al Majdoob Factory for Car Exhaust System Manufacturing	254,910
2095	Iram Al Dawliya Al Haditha Company for Importing Gypsum, Decor, Building Materials, Sanitary Ware, and Accessories	254,719
2096	Saidal Al Tibbiya Company for Importing Medicines and Medical Equipment	253,398
2097	Al Wukalaa Company for Importing Cars and Spare Parts	253,391
2098	Al Rowad Company for Chemical Industries	251,200
2099	Al Hawafir Al Thahabiya Company for Importing Agricultural Machinery and Spare Parts	250,917
2100	Bareeq Al Taqniya Company for Importing Electronic Devices	250,350
2101	Ghowla Al Dawliya Company for Importing Electronic/Electrical Devices, Accessories, and Sundries	250,322
2102	Al Waha Al Mithaliya Company for Importing Means of Transport and Accessories	250,309
2103	Al Mina Company for Importing Medical Equipment	250,000
2104	Al Batreek Company for Importing Building Materials, Sanitary Ware, and Accessories	249,500
2105	Tumeina Poultry Breeding, Slaughtering, and Marketing Project	249,410
2106	Al Samaha Company for Leather Bags and Plastic Manufacturing	249,111
2107	Al Qubtan Al Haditha Company for Importing Clothes, Textiles, and Shoes	249,000
2108	Maysan Company for Plastics and Synthetics Manufacturing	248,996
2109	Ma'ali Libya Company for Importing Shoes, Clothes, and Leather Products	248,758
2110	Al Kiram Company for Importing Foodstuffs	248,569
2111	Abu Firas and Partners Company for Steel Industries	247,883
2112	Al Kanz Al Da'im Company for Importing Home and Office Furniture	246,600

2113	Bunyan Libya Company for Importing Building Materials and Sanitary Ware	246,400
2114	Al Waseet Al Awwal Group Company for Importing Office, Home, and Kitchen Furniture	244,950
2115	Adwaa Al Khaleej Company for Importing Agricultural Supplies and Veterinary Medicines	244,663
2116	Al Mutamayiz Al Aseel Company for Importing Building Materials, Sanitary Ware, and Accessories	244,500
2117	Azaria Company for Importing Furniture, Accessories, and Kitchen Accessories	244,236
2118	Al Salaba Factory for Marble Cutting and Shaping	243,600
2119	Al Ibtikar Al Mumayyaz Company for Importing Building Materials	243,438
2120	Al Muttahida Company for Importing Building Materials	242,825
2121	Al Amal Company for Importing Medicines and Medical Equipment	242,413
2122	Al Buraq Al Dawliya Company for Importing Means of Transport, Oils, and Accessories	242,051
2123	Al Jazeera Al Dawliya Company for Importing Clothes, Textiles, and Leather Products	240,800
2124	Taqniyat Libya Company for Software and Information Technology	240,790
2125	Hamil Al Misk Company for Manufacturing Perfumes, Incense, and Aromatic Oils	240,743
2126	Muzn Al Dawliya Al Oula Company for Importing Foodstuffs, Fruits, Vegetables, and Livestock	240,600
2127	Al Amr Company for Hydraulic Manufacturing and Assembly	240,497
2128	Al Yaqeen Al Mumayyaz Company for Importing Foodstuffs, Livestock, Meat, Fresh Fruits, and Vegetables	240,438
2129	Injaz Al Wataniya Company for Building Materials Manufacturing	240,120
2130	Al Sahm Company for Hydraulic Manufacturing and Assembly	237,817
2131	Al Ibtikar Al Mutqan Company for Importing Means of Transport and Accessories	236,956
2132	Al Suweis Company for Importing Foodstuffs	236,946
2133	Florina Company for Importing Cosmetics, Sundries, and Cleaning Supplies	236,345
2134	Ta'meer Al Mabani Company for Importing Building Materials, Sanitary Ware, and Accessories	235,348
2135	Ayadi Al Khairat Company for Importing Foodstuffs, Meat, Poultry, and Frozen Fish	234,000
2136	Al Mithaliya Al Haditha Company for Importing Medicines and Medical Equipment	234,000
2137	Al A'mar Al Areeq Company for Importing Building Materials, Sanitary Ware, and Accessories	233,370
2138	Al Wafeer Company for Food Industries	232,976
2139	Maria Company for Importing Fabrics, Textiles, and Carpets	232,800
2140	Qasr Tighrinna Company for Importing Clothes, Textiles, and Leather Products	232,768
2141	Al Mukhtar Al Jadeeda Company for Importing Cars and Spare Parts	232,710
2142	Al Ramy Al Sagheer Company for Importing Toys and Entertainment Supplies	232,340
2143	Ittihad Al Azyaa Company for Importing Clothes, Leather Products, and Sundries	232,098
2144	Itqan Libya Company for Furniture Manufacturing	231,766
2145	Al Nadaawa Company for Importing Medicines and Medical Equipment	231,501
2146	Ma'moon Al Dawliya Company for Importing Foodstuffs, Livestock, and Meat	230,040
2147	Al Mawrid Al Bahir Company for Importing Cars, Trucks, and Spare Parts	230,000

2148	Al Nabeel Company for Wooden Industries and Decor	229,973
2149	Al Asala Al Da'ima Company for Importing Marble, Granite, Building Materials, Sanitary Ware, and Accessories	228,935
2150	Sakhrat Ghat Company for Importing Building Materials, Sanitary Ware, and Accessories	228,862
2151	Kunooz Al Nahl Company for Importing Honey and Supplies	227,980
2152	Jawharat Al Sahil Al Libiya Company for Importing Foodstuffs, Livestock, and Meat	227,228
2153	Janzour Company for Manufacturing Steel, Aluminum, and PVC Doors and Windows	226,770
2154	Akakus Renewable Energy Company	224,860
2155	Al Khaleefa Company for Importing Car Spare Parts	224,653
2156	Manarat Al Sahil Al Tibbiya Company for Importing Equipment and Medical Supplies	224,635
2157	Al Saniya Al Khadraa Al Muthmira Company for Importing Foodstuffs	224,304
2158	Al Akeel Company for Importing Foodstuffs	224,284
2159	Al Nabd Al Jadeed Company for Telecommunications and Information Technology	223,858
2160	Khairat Al Saniya Company for Poultry Farming and Egg Production	223,708
2161	Al Taj Al Masi Company for Building Materials Manufacturing	223,352
2162	Al Saraya Al Hamraa Company for Importing Marble Slabs	223,076
2163	Dar Al Bunyan Company for Importing Decor Supplies and Building Materials	222,680
2164	Al Aqariya Al Libiya Company for Importing Furniture and Kitchens	222,349
2165	Diyar Al Khair Al Aamira Company for Importing Foodstuffs	222,240
2166	Al Namaa Al Dawliya Company for Importing Books, Stationery, and Office Supplies	221,760
2167	Mustaqbal Al Ghad Company for Importing Cleaning Supplies	221,551
2168	Al Hilal Al Hadith Company for Importing Building Materials	221,250
2169	Group Al Shareef Al Oula Company for Importing Building Materials, Sanitary Ware, and Accessories	220,737
2170	Al Itar Al Hadith Company for Importing Cars and Spare Parts	220,676
2171	Rooh Al Ood Company for Importing Perfumes and Scents	220,076
2172	Al Shurooq Al Dawliya Company for Importing Cosmetics, Sundries, and Cleaning Supplies	220,000
2173	Al Namariq Al Mithaliya Company for Importing Furniture	220,000
2174	Al Ta'awun Al Da'im Factory for Car Radiator Manufacturing	219,830
2175	Al Mutamayiz Factory for Aluminum and PVC Door and Window Manufacturing	219,200
2176	Zaytoon Libya Company for Food Industries	218,000
2177	Sallat Al Ghithaa Company for Importing Foodstuffs	217,400
2178	Al Shamal Al Dawliya Company for Building Materials Manufacturing	217,128
2179	Al Kanz Al Tibbiya Company for Importing Medicines and Medical Equipment	217,030
2180	Doba Company for Importing Clothes	215,916
2181	Sahat Al Tawfeeq Company for Tourism Investment	215,175

2182	Al Libiya Al Asriya Company for Importing Medicines, Equipment, Medical Preparations, and Mother and Child Supplies	214,916
2183	Al Tawfeeqiya Al Libiya Company for Importing Various Means of Transport and Accessories	214,652
2184	Wuhaiba & Partners Company for Importing Foodstuffs, Livestock, and Meat	214,265
2185	Al Mutawakkil Al Alamia Company for Importing Building Materials	214,177
2186	Al Imkaniyat Company for Importing Electrical/Non-Electrical Devices, Materials, Spare Parts, and Electronics	214,000
2187	Al Taqreeb Company for Importing Means of Transport and Accessories	213,355
2188	Al Akeed Al Akeed Company for Medical Services	212,913
2189	Al Shurooq Al Alamia Al Oula Company for Importing Foodstuffs, Livestock, and Meat	212,787
2190	Iqtinaa Company for Importing Medicines, Medical Equipment, and Mother and Child Supplies	212,122
2191	Al Irtiqaa Al Mutajaddid Company for Importing Building Materials, Sanitary Ware, and Accessories	211,955
2192	Lamsat Al Mustaqbal Company for Advertising and Publicity	211,800
2193	Al Mithali Al Hadith Company for Importing Electrical/Non-Electrical Devices, Materials, and Spare Parts	211,640
2194	Al Dar Al Aamira Company for Importing Means of Transport and Accessories	211,391
2195	Al Hayat Al Afdal Company for Importing Cleaning Supplies	211,204
2196	Al Ittihad Company for Importing Stationery and Office Supplies	210,405
2197	Al Haykal Al Hadith Al Dawliya Company for Importing Modern Car Body Parts	210,395
2198	Raseel Al Furat Company for Importing Foodstuffs	210,000
2199	Al Yamen Company for Importing Electrical Devices, Materials, and Spare Parts	209,000
2200	Osool Al Bunyan Al Mu'asir Company for General Contracting and Real Estate Investment	207,728
2201	Al Ameer Al Sagheer Company for Importing Clothes, Textiles, and Leather Products	206,784
2202	Farah Company for Importing Foodstuffs	206,433
2203	Kanzak Libya Company for Importing Building Materials, Sanitary Ware, and Accessories	205,539
2204	Al Asala Al Da'ima Company for Marble and Granite Manufacturing	205,358
2205	Al Masdar Al Hadith Company for Importing Stationery and Office Supplies	205,315
2206	Duroob Al Alam Company for Importing Means of Transport and Spare Parts	205,231
2207	Al Libiya Al Dawliya Company for Importing Clothes, Textiles, and Leather Products (Subsidiary of Libyan International Holding)	204,962
2208	Al Ran Company for Importing Clothes, Textiles, and Leather Products	204,960
2209	Al Hadaf Company for Paper Industries	204,730
2210	Al Rabah Company for Printing and Packaging	204,675
2211	Al Tahadun Company for Importing Books and Stationery	204,643
2212	Al Rukn Al Jadeed Company for Importing Building Materials and Sanitary Ware	204,130
2213	Quryna Company for Importing Medicines and Medical Preparations	203,852
2214	Shahat Company for Manufacturing Aluminum, PVC, Blinds, and Kitchens	203,310

2215	Khutwa Company for Sweets Manufacturing	203,076
2216	Khallat Janzour Al Mutamayiza Company for Importing Building Materials and Sanitary Ware	202,986
2217	Al Shihab Al Lami' Company for Importing Medical Equipment, Preparations, and Mother and Child Supplies	202,691
2218	Azdu Company for Importing Medical Equipment, Medicines, Preparations, and Mother and Child Supplies	202,568
2219	Al Yaseer Al Muta'alliq Company for Importing Building Materials and Sanitary Ware	201,925
2220	Asal Al Naqaa Company for Importing Beekeeping Equipment and Supplies	201,600
2221	Al Rabee Al Awwal Company for Importing Foodstuffs	201,250
2222	Fadaa Al Baraa Company for Importing Mother and Child Supplies	201,225
2223	Al Maysan Al Alamia Company for Importing Electronic and Electrical Devices	201,005
2224	Al Qala'a Al Thahabiya Company for Importing Cars and Spare Parts	200,612
2225	Al Shurooq Company for Importing Toys, Sports, and Entertainment Equipment	200,483
2226	Al Ajwad Al Dawliya Company for Food Industries and Water and Beverage Bottling	200,250
2227	Al Rawafi' Al Fulathiya Company for Importing Factory, Workshop, and Supplies Equipment	199,192
2228	Al Safi Company for Importing Building Materials, Sanitary Ware, and Accessories	198,353
2229	Al Tafawwuq Company for Importing Medical Equipment and Supplies	198,220
2230	Barqan Al Haditha Company for Importing Means of Transport and Accessories	197,932
2231	Al Muntaha Al Ba'eed Company for Importing Foodstuffs, Livestock, and Meat	197,702
2232	Al Tijan Company for Importing Medical Equipment and Dental Supplies	197,429
2233	Al Kahraman Al Muneer Company for Importing Electrical and Non-Electrical Devices, Materials, and Spare Parts	195,930
2234	Asayil Company for Importing Furniture and Accessories	195,891
2235	Raysan Company for Importing Building Materials, Sanitary Ware, and Accessories	195,802
2236	Daily Company for Importing Building Materials, Sanitary Ware, and Accessories	195,572
2237	Al Sakhra Al Mutamasika Company for Importing Foodstuffs and Fresh Fruits	194,400
2238	Mawaddah Group Company for Importing Cosmetics, Sundries, and Cleaning Supplies	194,035
2239	Al Mustaqbal Al Thahabi Company for Importing Restaurant and Cafe Supplies and Equipment	193,805
2240	Cardilin Company for Food Industries	193,500
2241	Jannat Al Jadeeda Company for Importing Foodstuffs, Livestock, and Meat	193,248
2242	Zahrat Al Kawthar Company for Importing Electrical Devices and Materials	193,050
2243	Bin Sulaiman Company for Importing Carpets, Moquette, and Furnishings	192,482
2244	Jisr Al Salam Company for Importing Furniture	192,300
2245	Al Khibra Al Alamia Company for Importing Medical Equipment, Medicines, and Preparations	191,950
2246	Izdehar Factory for Wooden Industries	191,376
2247	Fakhamat Al Tasmeem Company for Furniture and Kitchen Manufacturing	191,114
2248	Al Maghreb Al Arabi Company for Importing Electrical and Non-Electrical Devices, Materials, and Spare Parts	189,750

2249	Trista Company for Food Industries	189,294
2250	Tayyibat Libya Al Dawliya Company for Importing Foodstuffs, Livestock, and Meat	188,840
2251	Al Tareeq Al Arwa' Company for Importing Means of Transport and Accessories	188,752
2252	Bin Mussa & Sons Company for Importing Cosmetics, Sundries, and Perfumes	188,587
2253	Al Infi'an Company for Importing Foodstuffs, Livestock, and Meat	188,052
2254	Al Tayseer Al Mahdooda Company for Importing Building Materials, Sanitary Ware, and Accessories	187,999
2255	Lujain Company for Shampoo and Liquid Soap Production	187,121
2256	Al Imtiyaz Company for Importing Cleaning Supplies	186,347
2257	Al Ibreeq Al Thahabi Company for Importing Household Items	186,065
2258	Anwar Misrata City Company for Importing Electrical and Non-Electrical Devices, Materials, and Spare Parts	186,020
2259	Al Baz Al Thahabi Company for Importing Mother and Child Supplies	185,500
2260	Alwan Libya Company for Printing, Packaging, and Wrapping Manufacturing	185,227
2261	Al Mukhtar Insurance Joint Stock Company	184,477
2262	Al Isami Factory for Paint Manufacturing	184,408
2263	Surman Al Haditha Company for Building Materials and Ceramic Manufacturing	183,515
2264	Akakus Al Janoob Company for Importing Building Materials, Sanitary Ware, and Accessories	183,485
2265	Awtad Al Dawliya Company for Importing Foodstuffs, Livestock, and Meat	183,300
2266	Al Fursan Company for Plastic Industries	182,545
2267	Al Lu'lu'a Company for Importing Perfumes and Cosmetics	182,480
2268	Qasr Al Fann Company for Importing Furniture	182,400
2269	Al Sahl Al Jadeed Company for Importing Means of Transport and Accessories	182,225
2270	Bayt Al Mulook Company for Importing Home and Office Furniture	182,000
2271	Al Ustura Company for Importing Home Electrical Appliances	181,916
2272	Jabal Akakus Company for Furniture Manufacturing	181,257
2273	Al Sahari Al Jadeeda Company for Steel Industries	181,210
2274	Al Masar Al Daqeeq Company for Importing Agricultural Machinery, Supplies, and Spare Parts	181,008
2275	Agadir Al Alam Company for Importing Cleaning Supplies, Cosmetics, and Sundries	180,542
2276	Al Ta'alluq Al Bahir Al Oula Company for Importing Electronic, Household, and Electrical Items and Accessories	180,306
2277	Al Liyaka Al Ra'ida Company for Importing Foodstuffs, Livestock, and Meat	180,210
2278	Al Hanaa Al Da'im Company for Importing Foodstuffs, Livestock, and Meat	180,000
2279	Al Muheet Al Jadeed Company for Importing Foodstuffs	179,958
2280	Osool Company for Detergent Manufacturing and Cleaning Supplies Production	179,234
2281	Inmaa Al Dawliya Company for Steel Industries	178,500
2282	Al Murjooj Al Sehhi Company for Importing Medicines, Medical Preparations, and Mother and Child Supplies	178,124
2283	Al Sharq Al Mutamayiz Company for Importing Electrical Devices, Materials, and Spare Parts	177,865

2284	Jusoor Al Aasima Company for Importing Building Materials	176,858
2285	Al Miras Al Wataniya Company for Importing Books and Stationery	176,731
2286	Ajyad Company for Importing Building Materials	176,718
2287	Al Ataa Al Raqi Company for Importing Clothes, Textiles, and Leather Products	176,556
2288	Al Qairawan Al Jadeed Company for Importing Furniture	175,921
2289	Al Tanmiya Al Haditha Company for Manufacturing PVC Sheets, Profiles, and Pipes	175,900
2290	Al Abram Company for Importing Foodstuffs	175,747
2291	Al Rabee Factory for Cleaning Supplies Manufacturing	175,296
2292	Miftah Al Aman Company for Importing Safes, Keys, and Locks	174,909
2293	Al Hasad Company for Poultry Farming, Agricultural, and Animal Production	174,305
2294	Al Ru'ya Al Dawliya Company for Importing Optics and Accessories	174,073
2295	Mashariq Al A'mar Company for Importing Means of Transport and Accessories	173,916
2296	Al Ayadi Company for Building Materials Manufacturing	173,511
2297	Qita'a Al Thahabi Company for Aluminum, Plastics, and Glass Works	173,071
2298	Al Crystal Company for Electrical and Electronic Materials Manufacturing and Assembly	172,860
2299	Ard Al Ma'adin Company for Metal Manufacturing and Shaping	171,750
2300	Al Murshid Company for Hangar and Mobile Home Manufacturing	171,250
2301	Najmat Al Dawaa Company for Importing Medicines, Medical Equipment, Preparations, and Accessories	171,242
2302	Al Saqi Company for Water, Oil, Beverage Bottling, and All Foodstuffs	171,172
2303	Al Hawari Company for Importing Foodstuffs	171,050
2304	Al Amthal Al Oula Company for Importing Clothes, Textiles, and Leather Products	170,848
2305	Sila Company for Telecommunications and Information Technology	170,600
2306	Al Jadeeda Company for Importing Foodstuffs	170,463
2307	Ababeel Company for Telecommunications and Information Technology	170,140
2308	Al Safwa Al Muzhila Company for Importing Cleaning Supplies	169,513
2309	Ma'an Group Company for Importing Stationery and Office Supplies	169,452
2310	Shurooq Misrata Company for Manufacturing Metal Structures and Mobile Homes	168,750
2311	Al Hadaf Al Ra'ida Company for Importing Means of Transport and Accessories	168,734
2312	Al Taqaddum Factory for Gravel and Building Materials Production	167,769
2313	Aram Al Khair Company for Importing Foodstuffs, Livestock, and Meat	167,509
2314	Al Bouri Company for Oil Services	166,320
2315	Al Safeer Al Raqi Company for Importing Household Goods, Electrical Devices, and Accessories	166,075
2316	Nuzeh Al Taqniya Al Haditha Company for Computer Services and Information Technology	165,719
2317	Al Kanari Company for Importing Medicines, Preparations, and Veterinary Vaccines	165,138
2318	Jisr Al Khair Company for Importing Building Materials and Sanitary Ware	164,266

2319	Al Sehhiya Al Oula Company for Importing Medical Equipment, Medicines, Preparations, and Mother and Child Supplies	164,049
2320	Al Sahm Al Lami' Company for Importing Building Materials and Sanitary Ware	163,992
2321	Al Saha Al Dawa'iya Company for Importing Medicines and Medical Equipment	163,817
2322	Taleed Company for Importing Cleaning Supplies	163,460
2323	Rasookh Company for Aluminum and PVC Manufacturing	163,358
2324	Al Fikra Al Haditha Company for Importing Foodstuffs	161,922
2325	Al Jeel Al Qadim Company for Importing Electrical and Non-Electrical Devices, Materials, Spare Parts, and Electronics	161,466
2326	Al Wasilat Company for Importing Generators, Electrical Devices, and Electronics	160,605
2327	Al A'mar Al Khalid Company for Importing Foodstuffs	159,600
2328	Al Safwa Al Haditha Company for Importing Cars and Spare Parts	159,515
2329	Bayt Al Shams Company for Telecommunications and Information	159,017
2330	Al Shafaq Al Ahmar Company for Importing Means of Transport and Accessories	158,523
2331	Al Khair Al Haditha Company for Importing Building Materials, Sanitary Ware, and Accessories	158,400
2332	Al Mashriq Al Mudee' Company for Importing Electrical and Non-Electrical Devices and Materials	158,355
2333	Al Alam Al Muttahid Company for Systems Technology	157,835
2334	Beco Beiti Company for Importing Foodstuffs	157,084
2335	Al Sarh Al Tibbi Company for Importing Medical Equipment	156,716
2336	Al Rabiya Al Dawliya Company for Importing Foodstuffs, Livestock, and Meat	156,600
2337	Naqaa Al Shakireen Company for Importing Clothes, Textiles, and Leather Products	156,103
2338	Al Andalus Company for Ice Manufacturing	155,815
2339	Al Wisal Al Muttahida Company for Importing Building Materials, Sanitary Ware, and Accessories	154,345
2340	Al Mutamayiz Al Awwal Company for Importing Medicines, Medical Equipment, and Mother and Child Supplies	154,079
2341	Bawwabat Al Saharaa Company for Importing Foodstuffs, Livestock, and Meat	153,728
2342	A'nab Company for Importing Foodstuffs	153,475
2343	Al Nasr Al Thahabi Company for Importing Building Materials	153,123
2344	Gharnata Al Jadeeda Company for Aluminum and PVC Manufacturing	152,994
2345	Al Nada Company for Dairy and Derivatives Manufacturing	152,502
2346	Al Nasira Company for Importing Agricultural Supplies and Equipment	151,470
2347	Dar Al Ghithaa Al Dawliya Company for Importing Foodstuffs, Livestock, Meat, Vegetables, and Fruits	151,409
2348	Libya Al Mutamayiza Company for Metal Manufacturing and Shaping	151,200
2349	Al Mizan Company for Importing Electrical and Non-Electrical Devices, Materials, Spare Parts, and Electronics	150,232
2350	Al Ma'ida Al Tayyiba Company for Importing Foodstuffs, Livestock, and Meat	150,230
2351	Arghan Company for Importing Medicines, Preparations, and Mother and Child Supplies	150,020

2352	Abwab Al Khaleej Al Oula Company for Importing Ready-Made Doors and Windows	150,007
2353	Al Uboor Al Mustadam Company for Importing Various Means of Transport and Spare Parts	150,000
2354	Al Andalus Home Company for Importing Furniture	150,000
2355	Al Imtiyaz Al Markaziya Company for Feed Manufacturing	150,000
2356	Tareeq Al Mahabba Company for Importing Cars and Spare Parts	150,000
2357	Al Musafir Company for Plastic Industries	149,835
2358	Al Murooj Al Samiya Company for Importing Medicines, Preparations, Medical Equipment, and Mother and Child Supplies	149,637
2359	Al Waseet Al Dawli Company for Importing Means of Transport and Accessories	149,053
2360	Al Nasiya Al Baidaa Company for Importing Medicines, Veterinary Equipment, and Agricultural Pesticides	148,927
2361	Sereen Al Tibbiya Company for Importing Medical Equipment and Mother and Child Supplies	148,000
2362	Suhool Al Qardabiya Company for Importing Foodstuffs	147,840
2363	Al Wasila Company for Importing Building Materials and Insulation Materials of All Types	147,337
2364	Al Bunyan Al Watani Company for Facade Manufacturing, Installation, and Advertising	147,128
2365	Ma'an Group Al Ha'is Company for Importing Books and Stationery	146,525
2366	Al Majd Al Thahabiya Company for Importing Means of Transport and Accessories	146,405
2367	Lathroon Company for Manufacturing Cosmetics and Household Chemical Materials	146,393
2368	Zuloza Company for Importing Foodstuffs	145,530
2369	Amwaj Al Alam Al Mutamayiza Company for Importing Foodstuffs, Livestock, and Meat	145,520
2370	Iwan Al Mustaqbal Company for Agricultural and Animal Investment	145,000
2371	Al Ayqoona Al Jadeeda Company for Hangar and Mobile Home Manufacturing	145,000
2372	Al Saif Al Muhannad Company for Importing Foodstuffs, Livestock, and Meat	144,634
2373	Anwar Al Sidra Company for Importing Building Materials	143,710
2374	Thimar Company for Importing Foodstuffs	143,580
2375	Kiyan Al Aasima Company for Importing Workshop Equipment	141,789
2376	Al Kafa'a Al Alamia Company for Importing Means of Transport and Accessories	141,140
2377	Al Ain Plus Company for Plastic Industries	141,034
2378	Tethreet Company for Importing Household Goods, Electrical Items, and Spare Parts	140,862
2379	Al Najma Al Barraqa Company for Importing Foodstuffs, Livestock, and Meat	140,668
2380	Sahab Al Itqan Company for Information Technology, Communication Networks, and Systems	140,303
2381	Sanabil Al Badiya Company for Importing Foodstuffs	140,000
2382	Ayadi Al Rowad Company for Detergent Packaging and Wrapping	139,536
2383	Al Imtiyaz Al Mutajaddid Company for Importing Carpets, Textiles, Clothes, and Fabrics	139,500
2384	Al Ta'awun Al Binaa Company for Importing Building Materials, Sanitary Ware, and Accessories	139,259
2385	Al Zad Al Tayyib Al Mumayyaz Company for Food Industries	138,600

2386	Al Sahil Al Masi Company for Catering, Supply, and Hospitality Services	137,825
2387	Al Ra'is Factory for Wooden Furniture Manufacturing	136,635
2388	Al Jihad Al Oula Company for Importing Electrical/Non-Electrical Devices, Materials, Spare Parts, and Electronics	135,969
2389	Al Zumurrudah Al Zarqaa Company for Importing Cleaning Supplies, Cosmetics, and Sundries	135,468
2390	Al Hulool Al Tibbiya Company for Importing, Installing, and Testing Medical Equipment and Laboratories	135,448
2391	Al Tawasul Al Hadaf Company for Importing Office and Home Furniture	135,200
2392	Al Ashum Al Thalatha Company for Importing Foodstuffs, Livestock, and Meat	135,200
2393	Al Ghithaa Al Nafees Company for Importing Foodstuffs, Livestock, and Meat	135,000
2394	Al Huqool Al Khadraa Company for Importing Agricultural Equipment and Supplies	134,960
2395	Mizan Company for Importing Electrical and Non-Electrical Devices and Spare Parts	134,670
2396	Al Ajniha Al Muta'alliqa Company for Importing Electrical Devices	134,352
2397	Nasa'im Beauty Company for Importing Cosmetics and Body Care Products	134,037
2398	Samaa Company for City Management and Entertainment Services	133,456
2399	Kinza Company for Importing Foodstuffs, Livestock, and Meat	133,384
2400	Azhar Al Rabee Company for Paper Napkin Manufacturing	133,350
2401	Taleen Company for PVC, Aluminum, Stainless Steel, and Glass Manufacturing Ltd.	133,157
2402	Al Meaza Al Alamia Company for Importing Building Materials	132,780
2403	Al Reef Al Akhdar Company for Importing Foodstuffs, Livestock, and Meat	132,285
2404	Al Alali Al Libiya Company for Importing Agricultural Machinery, Supplies, Spare Parts, Medicines, and Veterinary Vaccines	132,242
2405	Al Ain Company for Importing Cars and Spare Parts	132,118
2406	Amal Al Mustaqbal Company for Oil Services	131,324
2407	Al Tumoor Al Wataniya Company for Importing Foodstuffs, Livestock, and Meat	131,125
2408	Al Tharaa Al Oula Company for Importing Foodstuffs	131,015
2409	Al Rabee Al Zira'i Company for Importing Agricultural Machinery and Supplies	131,000
2410	Qitaf Al Masiya Company for Steel Industries	130,654
2411	Marahil Al Tahliya Company for Importing Water Desalination Pumps and Spare Parts	130,585
2412	Arkan Al Madina Company for Importing Furniture	130,343
2413	Ghadames Company for Joint Stock Air Transport	130,277
2414	Al Yamama Al Hurra Company for Importing Cleaning Supplies, Cosmetics, and Sundries	130,069
2415	Al Lamsat Al Thahabiya Company for Importing Clothes, Textiles, and Leather Products	130,015
2416	Qasr Al Ghithaa Al Libi Company for Importing Foodstuffs, Livestock, and Meat	130,000
2417	Zain Al Jawaher Company for Importing Foodstuffs	129,780
2418	Dar Al Safaa Factory for Stamp Manufacturing and Artistic Works	129,695

2419	Al Tabadul Al Hurr Company for Importing Foodstuffs Ltd.	129,143
2420	Al Zain Al Hadith Company for Importing Building Materials, Sanitary Ware, and Accessories	129,025
2421	Al Qa'ida Al Sulba Company for Contracting, General Construction, and Real Estate Investment	129,000
2422	Titan Company for Building Equipment and Artistic Works	129,000
2423	Al Metal Company for Importing Building Materials, Sanitary Ware, and Accessories	129,000
2424	Al Intilaqa Al Oula Al Dawliya Company for Importing Foodstuffs	128,800
2425	Al Muttahida Company for Importing Toys, Games, and Sports Equipment	128,757
2426	Beirut Al Haditha Company for Importing Cleaning Supplies	128,550
2427	Qimmat Al Ibtikar Al Taqni Company for Importing Electrical Devices, Materials, Electronics, and Spare Parts	128,000
2428	Al Mathaq Al Akhir Company for Importing Foodstuffs, Fruits, and Vegetables	127,654
2429	Al Tadamun Al Jadeed Company for Importing Medical Equipment	125,577
2430	Al Quwwa Al Khadraa Company for Renewable Energy	125,280
2431	Al Taqniya Al Mutaqaddima Company for Importing Agricultural Machinery and Equipment	124,042
2432	Al Ataa Company for Cardboard and Plastic Manufacturing	124,000
2433	Al Daffa Al Areeqa Company for Importing Clothes, Textiles, and Leather Products	123,000
2434	Asia Company for Importing Medicines, Medical Equipment, Preparations, and Mother and Child Supplies	123,000
2435	Al Ikhwa Al Muta'alliqoon Al Oula Company for Importing Foodstuffs	122,340
2436	Alam Al Ibtikar Company for Importing Raw Materials, Paint, and Plastic Containers	120,760
2437	Al Safeena Al Dawa'iya Company for Importing Medical Equipment, Tools, and Preparations	120,622
2438	Al Hadeed Al Mateen Al Haditha Company for Steel Industries and Metal Shaping	120,520
2439	Alam Zain Company for Food Industries	120,400
2440	Al Ma'din Al Sulb Company for Importing Heavy Machinery, Supplies, and Spare Parts	120,000
2441	Basha'ir Libya Al Dawliya Company for Importing Foodstuffs, Livestock, and Meat	120,000
2442	Sultan Company for Food Industries and Water and Beverage Bottling	120,000
2443	Beta Polymer Company for Chemical Industries	119,982
2444	Rajab Ibrahim Al Hajj Ahmed Factory for Garment Manufacturing	119,925
2445	Al Zaytoona Al Lami'a Al Jadeeda Company for Importing Foodstuffs, Livestock, and Meat	119,899
2446	Al Murjan Al Dawliya Company for Importing Foodstuffs	119,770
2447	Afnan Al Shajar Al Akhdar Company for Importing Foodstuffs	119,687
2448	Al Musanada Al Libiya Company for Importing Means of Transport and Accessories	119,530
2449	Nasmat Al Jabal Al Oula Company for Importing Building Materials, Sanitary Ware, and Accessories	119,117
2450	Al Rukn Al Manzili Company for Importing Home Electrical Appliances	119,104
2451	Al Zaman Libya Company for Electronic and Electrical Device Assembly and Manufacturing	118,560
2452	Al Ilaj Al Akeed Company for Importing Medicines, Preparations, and Mother and Child Supplies	118,470
2453	Abraj Al Taqaddum Al Jadeeda Company for General Contracting and Real Estate Investment	118,196

2454	Ghazalat Al Khair Company for Importing Foodstuffs	117,582
2455	Al Mása Al Dawliya Al Oula Company for Importing Building Materials, Sanitary Ware, and Accessories	117,266
2456	Sabratha Al Awa'iya Joint Stock Clinic	116,940
2457	Al Afdal Al Thahabi Al Hadith Company for Importing Building Materials and Sanitary Ware	116,049
2458	Al Tanmiya Al Fa'ala Al Jadeeda Company for Importing Building Materials, Sanitary Ware, and Accessories	115,952
2459	Al Aamer Company for Importing Foodstuffs	115,236
2460	Shaboob Al Khair Company for Importing Foodstuffs, Livestock, and Meat	115,050
2461	Izhdehar Al Watan Company for Importing Oils, Means of Transport, and Accessories	114,888
2462	Na'am Al Ghad Company for Importing Clothes, Textiles, and Leather Products	114,410
2463	Aslak Company for Importing Electrical/Non-Electrical Devices, Materials, Household Goods, and Spare Parts	113,755
2464	Qimmat Al Jabal Company for Importing Perfumes, Cosmetics, and Sundries	113,455
2465	Al Firdaws Al Ra'ida Company for Wooden Industries	113,438
2466	Rama Al Dawliya Company for Importing Building Materials, Sanitary Ware, and Accessories	113,438
2467	Al Lamsat Al Haditha Company for Importing Paint, Putty, Decor, and Wallpaper	113,220
2468	Al Samt Group Company for Importing Medicines and Medical Equipment	113,148
2469	Al Adwaa Company for Importing Building Materials, Sanitary Ware, and Accessories	113,100
2470	Al Inmaa Al Zira'i Company for Importing Agricultural Machinery, Supplies, and Spare Parts	112,800
2471	Al Islah Al Rasheed Company for Importing Building Materials, Sanitary Ware, and Accessories	112,222
2472	Ain Al Marmar Company for Importing Furniture and Accessories	111,665
2473	Arkan Al Alamia Company for Importing Skincare Cosmetics and Cleaning Supplies	110,866
2474	Al Ikhtiyar Al Afdal Al Mumayyaz Company for Importing Foodstuffs, Fruits, Livestock, and Meat	110,700
2475	Al Ruqaibat Company for Importing Means of Transport and Spare Parts	110,246
2476	Biqa' Al Ghithaa Company for Importing Foodstuffs, Livestock, and Meat	110,000
2477	Al Mutajaddid Al Zaahir Company for Importing Building Materials and Sanitary Ware	109,437
2478	Zahrat Al Za'faran Company for Importing Foodstuffs	109,250
2479	Al Meethaq Al Dawliya Company for Importing Agricultural Machinery, Supplies, and Spare Parts	108,584
2480	Al Khaleel Al Dawliya Company for Steel Industries	108,240
2481	Al Qawafil Al Libiya Al Muttahida Company for Importing Building Materials, Sanitary Ware, and Accessories	108,000
2482	Al Dhabbi Al Dawliya Company for Importing Fabrics, Textiles, and Carpets	107,810
2483	Al Mas Al Jadeed Company for Importing Foodstuffs, Livestock, and Meat	106,950
2484	Al Madina Al Haditha Company for Manufacturing Aluminum, Suspended Ceilings, and Decor	106,689
2485	Bwasil Libya Renewable Energy Company	106,568
2486	Al Jabal Company for PVC, Aluminum, and Decor Manufacturing	106,479
2487	Al Itar Company for Importing Building Materials, Sanitary Ware, and Accessories	106,224
2488	Al Masa Al Dawliya Company for Importing Cosmetics, Sundries, and Cleaning Supplies	106,036

2489	Al Manar Company for Food Industries	105,906
2490	Al Uqla Company for Aluminum Manufacturing	105,829
2491	Al Rehab Al Tibbiya Company for Importing Equipment, Medicines, Medical Preparations, and Mother and Child Supplies	105,678
2492	Rama Al Dawliya Company for Importing Medicines, Equipment, Medical Preparations, and Mother and Child Supplies	105,607
2493	Al Wiqaya Al Mutamayiza Company for Importing Equipment, Medicines, Medical Preparations, and Mother and Child Supplies	105,367
2494	Al Mukhtar Company for Sweets and Foodstuffs Manufacturing	105,346
2495	Jilan Company for Importing Fabrics, Textiles, Clothes, and Leather Products	105,000
2496	Abtalna Company for Importing Clothes and Sports Equipment	104,707
2497	Al Rafeeq Al Da'im Company for Importing Cars and Spare Parts	104,444
2498	Al Rimah Al Lami'a Company for Importing Various Means of Transport, Spare Parts, and Accessories	104,331
2499	Al-Mokhtar Al-Mithaliya Company for Importing Means of Transport and Accessories	104,180
2500	Al-Riyada Al-Da'ima Company for Importing Means of Transport and Accessories	104,150
2501	Maysan Company for Importing Cleaning Supplies	103,371
2502	Turathna Company for Importing Clothes, Textiles, Fabrics, and Leather Products	103,206
2503	Anaba International Company for Importing Foodstuffs, Livestock, and Meat	103,200
2504	Naranj Company for Importing Foodstuffs, Livestock, and Meat	102,975
2505	Al-Rasheed Al-Muneer Company for Importing Foodstuffs, Fresh Fruits, Livestock, and Meat	102,894
2506	Al-Kunuz Al-Thahabiya Al-Oula Company for Importing Electrical and Home Appliances	102,600
2507	Al-Mutaqaddima Company for Importing Agricultural Supplies and Veterinary Medicines	102,532
2508	Al-Sahm Al-Lami' Company for Importing Medical Equipment	102,500
2509	Nayzak Al-A'mar Company for Importing Building Materials and Sanitary Ware	101,992
2510	Zaytoonat Al-Sahil Company for Importing Foodstuffs	101,568
2511	Wasat Al-Aasima Company for Importing Foodstuffs	101,311
2512	Jibal Al-Safwa Company for Importing Building Materials, Sanitary Ware, and Accessories	100,963
2513	Al-Andalus International Company for Importing Building Materials, Sanitary Ware, and Accessories	100,777
2514	Al-Safaa Al-Oula Company for Importing Cosmetics, Sundries, and Cleaning Supplies	100,776
2515	Nova Company for Marble Cutting and Installation	100,100
2516	Kakla Company for Importing Carpets, Textiles, and Fabrics Ltd.	100,006
2517	Al-Inmaa Al-Bahir Company for Importing Factory, Workshop, and Spraying Equipment and Supplies	100,000
2518	Al-Diqqa Al-Haditha Company for Importing Electrical Devices and Materials	100,000
2519	Nasiyat Al-Khair Al-Jadeeda Company for Importing Cars	100,000
2520	Murjan Al-Hadith Company for Importing Foodstuffs	100,000

2521	Tarsin International Company for Importing Raw Materials	100,000
2522	Rubik Libyan Company for Importing Books and Stationery	100,000
2523	Wadi Jamhoor) Company for Importing Toys, Games, and Sports Equipment	100,000
2524	Al-Hisn Al-Hadith Company for Importing Surveillance Systems	99,998
2525	Libyana International Company for Importing Cosmetics	99,997
2526	JET Company for Medical Equipment (Subsidiary of Holding Joint Stock Company)	99,959
2527	Al-An'am Company for Importing Medicines and Medical Equipment	99,820
2528	Al-Fawaris Company for Importing Cars and Spare Parts	99,740
2529	Al-Sahil Al-Wafeer Company for Importing Foodstuffs, Clothes, Livestock, and Meat	99,396
2530	Majmoo'at Al-Alwan Al-Muttahida Company for Importing Cosmetics and Sundries	99,144
2531	Tareeq Al-Mutawassit Company for Importing Foodstuffs, Livestock, and Meat	98,824
2532	Ajyal Al-Anaqa Company for Importing Clothes, Textiles, and Shoes	98,700
2533	Rimal Tripoli Company for Importing Means of Transport and Accessories	98,180
2534	Al-Asl Al-Ghidha'i Al-Thabit Company for Importing Foodstuffs, Livestock, Meat, Furniture, and Electronic Devices	98,061
2535	Bint Company for Importing Foodstuffs	97,800
2536	Al-Shiryan Al-Zira'i Company for Importing Foodstuffs	96,994
2537	Al-Bahr Al-Mutawassit Company for Importing Medicines and Medical Equipment	96,098
2538	Al-Sari Company for Importing Stationery, Equipment, and Office Tools	95,870
2539	Majmoo'at Al-Masa Company for Importing Medicines, Equipment, Medical, and Pharmaceutical Supplies	95,850
2540	Al-Quwwa Al-Zarqaa Company for Importing Welding Supplies and Workshop Equipment	95,480
2541	Al-Yumni Company for Hatchery Incubators	95,040
2542	Al-Rafraf Company for Importing Elevators, Escalators, Equipment, and Spare Parts	95,000
2543	Al-Ibtisama Al-Safiya Company for Importing Medical Equipment	94,775
2544	Al-Rukn Company for Importing Clothes, Textiles, and Leather Products	94,568
2545	Burj Tripoli Company for Importing Aluminum and Suspended Ceilings	94,310
2546	The Libyan Center for Hearing and Speech Technology	94,255
2547	Al-Mizan Company for Food Industries	93,918
2548	Al-Masdar Al-Waheed Company for Importing Clothes, Textiles, and Leather Products	93,358
2549	Dawam Al-Raqi Company for Importing Furniture	93,200
2550	Al-Malak Al-Sa'eed Company for Importing Clothes	93,000
2551	Al-Alamia Al-Thahabiya Company for Importing Household and Plastic Goods	92,872
2552	Linz Company for Importing Clothes, Textiles, and Leather Products	92,480
2553	Biladi Al-Ezz Company for Steel Industries	92,250
2554	Al-Safaa Al-Hadith Company for Importing Building Materials and Sanitary Ware	92,129

2555	Al-Masar Al-Jadeed Company for Importing Clothes and Textiles	91,744
2556	Ain Dewara Company for Importing Foodstuffs	91,604
2557	Sahara Libya Company for Importing Cars and Spare Parts	91,380
2558	Derna Al-Karasta Company for Roasting, Grinding, and Packaging Coffee, Spices, and Legumes	91,200
2559	Al-Suhayla Company for Importing Foodstuffs	90,548
2560	Jawharat Garji Company for Importing Foodstuffs, Livestock, and Meat	90,216
2561	Al-Amal Company for Plastics and Derivatives Manufacturing	90,200
2562	Mawasim Al-Khair Al-Kubra Company for Importing Agricultural Machinery, Supplies, and Spare Parts	89,750
2563	Al-Mawsim Al-Zira'i Al-Da'im Company for Importing Agricultural and Public Health Pesticides	89,741
2564	Al-Manakh Al-Sharqi Company for Importing Foodstuffs	89,738
2565	Nawasi Al-Rida Company for Importing Foodstuffs	89,394
2566	Basha'ir Al-Amal Company for Importing Building Materials	89,311
2567	Al-Bidar Company for Importing Medical Equipment and Supplies	89,242
2568	Shajarat Tayba Company for Importing Foodstuffs	88,663
2569	Al-Nibras Al-Jadeed Company for Importing Electrical, Non-Electrical, Electronic Devices, Materials, and Accessories	88,340
2570	Al-Matjar Al-Riyadi Company for Importing Sports, Entertainment Equipment, and Toys	87,097
2571	Al-Aseela Company for Importing Electrical and Non-Electrical Devices and Electronics	87,042
2572	Al-Alama Al-Riyadiya Company for Importing Sports Supplies	87,011
2573	Al-Sarh Al-A'li Company for Contracting and Real Estate Investment	86,675
2574	Majmoo'at Al-Mahari Company for Importing Electrical Devices and Materials	86,555
2575	Mina Libya Company for Importing Materials, Home and Electrical Devices	86,495
2576	Al-Ashbal Al-Sa'eeda Company for Importing Foodstuffs	86,484
2577	Al-Maktab Al-Raqmi Company for Importing Electrical, Non-Electrical, Electronic Devices, Materials, and Accessories	86,364
2578	Al-Mansoora Company for Importing Furniture	86,164
2579	Masar Al-Sareem Company for Importing Sports Supplies and Foods	86,055
2580	Al-Haiba Company for Aluminum and PVC Manufacturing	85,736
2581	Al-Hadaf Al-Sami Company for Importing Home and Electrical Appliances	85,310
2582	Atyab Al-Zad Company for Importing Foodstuffs, Livestock, and Meat	85,000
2583	Al-Muta'a Company for Importing Books and Stationery	84,158
2584	Al-Azm Company for Importing Building Materials	83,220
2585	Jisr Libya Company for Importing Means of Transport	83,020
2586	Al-Sanad Al-Qawi Company for Manufacturing Doors, Windows, and Decor Works	81,140
2587	Al-Aseel Company for Importing Books, Stationery, and Office Supplies	81,049

2588	Tayf Company for Plastic Industries	79,990
2589	Al-Majmoo'a Al-Ra'ida Company for Manufacturing Cups and Cafe Supplies	79,800
2590	Al-Madarij Al-Thahabiya Company for Importing Building Materials, Sanitary Ware, and Accessories	79,750
2591	Oya Pharma Company for Importing Medical Equipment, Medicines, Preparations, Mother, and Child Supplies	79,537
2592	Al-Aafiya Al-Alamia Company for Importing Foodstuffs	79,444
2593	Majmoo'at Al-Aman Al-Dawliya Company for Importing Medicines and Medical Equipment	78,458
2594	Al-Toot Al-Awwal Company for Importing Carpets and Furnishings	77,992
2595	Al-Ibtikar Al-Hadith Company for Importing Workshop Equipment and Supplies	77,839
2596	Gharnata International Company for Importing Foodstuffs, Livestock, and Meat	77,625
2597	Shajarat Al-Decor Company for Importing Building Materials, Sanitary Ware, and Accessories	77,280
2598	Al-Tiryaq Al-Dawa'i Company for Importing Medical Equipment, Medicines, Preparations, Mother, and Child Supplies	76,435
2599	Al-Ghraa Company for Importing Agricultural Supplies, Feed, and Supplements	76,061
2600	Al-Khaleej Al-Sharqi Company for Importing Medical Equipment, Medicines, and Medical Preparations	75,631
2601	Hada'iq Jannat Company for Importing Agricultural Machinery, Supplies, and Spare Parts	75,000
2602	Al-Rabee International Company for Importing Mother and Child Supplies	74,768
2603	Wadi Nalut Company for Bottling Water, Beverages, and Foodstuffs	74,736
2604	Ghaidaa Company for Importing Chemical Materials	74,729
2605	Me'mar Libya International Company for General Contracting and Real Estate Investment	74,700
2606	Shams Company for Manufacturing Metal Works and Mobile Homes	74,568
2607	Al-Saqiya Company for Importing Agricultural Machinery, Supplies, and Spare Parts	74,504
2608	Al-Sultan Al-Da'im Company for Importing Foodstuffs, Livestock, and Meat	74,000
2609	Al-Masar International Company for Importing Clothes, Textiles, and Leather Products	73,920
2610	Al-Najma Al-Jadeeda Company for Importing Cosmetics, Sundries, and Cleaning Supplies	73,746
2611	Yanboo' Al-Muheet Company for Importing Means of Transport, Spare Parts, and Accessories	73,651
2612	Al-Qala'a Al-Ulya Company for Importing Medicines and Veterinary Serums	73,628
2613	Al-Dusr Al-Oula Company for Importing Building Materials, Sanitary Ware, and Accessories	73,600
2614	Al-Oud Al-Tayyib Company for Importing Cosmetics, Sundries, and Cleaning Supplies	73,343
2615	Saraya Libya Company for Importing Heavy Machinery, Equipment, Supplies, Spare Parts, and Generator Equipment	72,800
2616	Surooj Al-Ma'rifa Company for Educational Services	72,600
2617	Al-Aman Al-Tam Company for Importing Furniture, Doors, and Supplies	72,400
2618	Qasr Al-Khair Company for Importing Foodstuffs and Livestock	72,245
2619	Africana Company for Importing Foodstuffs	72,184
2620	Al-Istikhara Company for Importing Means of Transport and Accessories	72,122

2621	Al-Hanash Company for Importing Cars and Spare Parts	71,529
2622	Al-Tajheez Al-Mutakamil Company for Importing Furniture and Accessories	71,098
2623	Al-Raya Al-Mumayyaza Company for Aluminum and PVC Manufacturing	71,091
2624	A'maq Al-Mutawassit Company for Importing Building Materials and Sanitary Ware	70,775
2625	Al-Ru'ya Al-Sati'a Company for Importing Sanitary Ware	70,743
2626	Al-Masdar Al-Jadeed Company for Importing Bearings and Industrial Equipment	70,721
2627	Al-Aadiyat Company for Importing Means of Transport and Accessories	69,987
2628	Al-Yaseer International Company for Importing Cleaning Supplies	69,975
2629	Celin Company for Food Industries	69,629
2630	Al-Uswa Company for Importing Fabrics, Textiles, and Carpets	69,463
2631	Al-Rifqa Company for Importing Electrical and Non-Electrical Devices, Materials, and Spare Parts	69,397
2632	Ithmar Company for Importing Agricultural Pesticides	69,264
2633	Al-Azriyon Company for Importing Medical Equipment, Medicines, Preparations, Mother, and Child Supplies	69,082
2634	Anwar Al-Bilad Al-Khira Company for Importing Clothes, Textiles, and Leather Products	68,750
2635	Al-Qutoof Al-Khadraa Company for Importing Agricultural Machinery and Supplies	68,631
2636	Al-Mawarid Al-Muttahida Company for Importing Foodstuffs	68,316
2637	Bawwabat Al-Binaa Company for Aluminum and PVC Manufacturing	68,002
2638	Azad Janzour Company for Importing Foodstuffs, Livestock, and Meat	67,900
2639	Thasos Company for Marble and Granite Manufacturing	67,800
2640	Al-Muttahida Al-Jadeeda Company for Importing Cars and Spare Parts	67,768
2641	Alamat Al-Sharq Company for Importing Foodstuffs, Livestock, and Meat	67,459
2642	Bawwabat Al-Jabal Company for Importing Foodstuffs, Livestock, and Meat	67,459
2643	Firas Al-Mithaliya Company for Importing Heavy Machinery, Equipment, and Factory Supplies	67,221
2644	Iwan Libya Company for Importing Agricultural Machinery, Supplies, and Spare Parts	67,088
2645	Abnaa Al-Mokhtar Company for Importing Building Materials, Sanitary Ware, and Accessories	66,800
2646	The Libyan Company for Renewable Energy	65,900
2647	Robina Company for Marble and Granite Manufacturing	65,625
2648	Al-Infitah Company for Manufacturing Tents and Car Covers	65,520
2649	Al-Modernity International Company for Aluminum, PVC, and Glass Installation Manufacturing	65,005
2650	Nahj Al-Istidama Company for Consultations, Studies, and Research	64,700
2651	Al-Tatbeela Al-Ladeeda Company for Importing Foodstuffs	64,000
2652	Al-Diyar International Company for Importing Foodstuffs	63,892
2653	Rama Company for Plastic Industries	63,800
2654	Rama International Company for Manufacturing Doors, Windows, and Furniture	63,752
2655	Ghneima Al-Gharbiya Company for Mills, Feed, and Grain Grinding	63,600

2656	Akakus Al-Janoob Company for Importing Electronic Devices	63,416
2657	Asarya Company for Importing Cleaning Supplies	63,334
2658	Waddan Company for Executing Projects and Engineering Works	63,223
2659	Al-Qadi Factory for Iron Industries	63,000
2660	Beta Al-Dawa'iya Al-Oula Company for Importing Medicines, Preparations, and Medical Equipment	63,000
2661	Al-Shihab Al-Aabir Company for Importing and Distributing Foodstuffs	62,608
2662	Al-Doha Benghazi Factory for Aluminum Manufacturing	62,500
2663	Control Commercial Company for Importing Devices, Electrical and Non-Electrical Materials, Spare Parts, and Electronic Devices	62,400
2664	Al-Daleel Al-Alami Company for Importing Means of Transport, Accessories, and Spare Parts	62,040
2665	Al-Khair Al-Ameem Company for Importing Agricultural Machinery, Supplies, and Spare Parts	61,824
2666	Madowin Medical Company for Importing Medical Equipment, Mother, and Child Supplies	61,801
2667	Asateer Al-Alam Company for Importing Foodstuffs, Livestock, Meat, Vegetables, and Fruits	61,730
2668	Al-Masar Al-Fiddi Company for Importing Home, Electrical, Electronic Devices, and Accessories	61,020
2669	Al-Bawsala Al-Thahabiya Company for General Contracting	61,000
2670	Architectural Lines Company for Importing Building Materials, Sanitary Ware, and Accessories	60,778
2671	Marathon Benghazi Company for Importing Clothes and Medical Shoes	60,455
2672	The National Company for General Supplies and Maintenance	60,345
2673	Qala'at Libya Company for Importing Means of Transport and Accessories	60,247
2674	Libyan Modern Real Estate Company for Importing Electro-Home Appliances	60,002
2675	Al-Nimariq Al-Masfoofa Company for Importing Carpets and Textiles	60,000
2676	Abnaa Al-Sha'afi Company for Importing Electrical Heavy Machinery and Equipment	60,000
2677	Anwar Babel Company for Importing Restaurant and Cafe Supplies and Equipment	59,799
2678	Al-Alamia Al-Jadeeda Company for Plastic Industries	59,705
2679	Sabah Al-Hanaa Company for Importing Foodstuffs, Livestock, and Meat	59,626
2680	Ghidhaa Al-Awaafi Company for Importing Foodstuffs, Livestock, and Meat	59,600
2681	Namat Al-Madina Company for Information Technology	59,477
2682	Al-Noor Al-Bahir Company for Importing Stationery, Office Supplies, and Entertainment Means	58,755
2683	Jabal Nafusa Company for Importing Raw Materials	58,320
2684	Al-Ashab Company for Extracting, Bottling Natural Oils, and Products	58,296
2685	Marine Company for Importing Car Spare Parts and Oils	58,182
2686	Misrata Optics Company for Fitting and Preparing Eyeglasses	58,024
2687	Al-Akhyar Company for Importing Foodstuffs	57,568
2688	Al-Qawa'id Company for Engineering Industries	57,456
2689	Al-Ra'id Al-Hadith Company for Importing Means of Transport and Accessories	57,060

2690	Al-Amal Al-Mututa'alliq Company for Doors, Windows, PVC, and Aluminum Manufacturing	56,401
2691	Alfa Company for Chemical Industries	56,000
2692	Al-Nawras Company for Electromechanical Works Ltd.	55,723
2693	Semat Company for Shipping Agencies	55,595
2694	Alwan Al-Mutawassit Company for Importing Building Materials, Sanitary Ware, and Accessories	54,886
2695	Al-Khamasiya Company for Wooden Industries	54,790
2696	Al-Zarooq Company for Importing Building Materials	54,775
2697	Mafkharat Al-Ard Company for Importing Means of Transport and Accessories	54,386
2698	Oxygen Company for Soap and Cleaning Supplies Manufacturing	53,800
2699	Al-Alamia Al-Mutatawwira Company for Importing Foodstuffs	53,731
2700	Al-Hamdi Company for Importing Foodstuffs	53,498
2701	Al-Baraq Company for Importing Industrial, Electrical Machinery, Equipment, Factory Supplies, and Workshops	53,366
2702	Afaq Al-Anaqa Company for Importing Clothes, Textiles, Leather Products, and Shoes	53,140
2703	Al-Hayat Al-Mubtakira Al-Mumayyaza Company for Importing Electrical and Electro-Home Appliances	52,452
2704	Al-Nahda Al-Oula Company for Importing Tires, Batteries, and Various Transport Means	51,985
2705	Al-Rayhan Company for Importing Restaurant and Hotel Supplies	51,887
2706	Al-Itqan Al-Ra'ida Company for Cleaning Supplies Manufacturing	51,600
2707	Lammat Al-Ikhwa Company for Importing Foodstuffs	51,200
2708	Barghaw Company for Importing Foodstuffs, Vegetables, Fruits, and Meat	50,938
2709	Zad Al-Arab Company for Importing Building Materials, Sanitary Ware, and Accessories	50,936
2710	Al-Faras Company for Importing Means of Transport and Accessories	50,315
2711	Royal Al-Zahir Company for Importing and Distributing Mother, Child Supplies, and Infant Milk	50,247
2712	Al-Inti'ash Company for Importing Foodstuffs, Livestock, and Meat	50,093
2713	Al-Raya Al-Haditha Company for Importing Medicines and Medical Equipment	50,058
2714	Majmoo'at Al-Itqan Al-Mumayyiz Company for Granite Cutting and Shaping	50,000
2715	Bawwabat Africa Al-Jadeeda Company for Importing Means of Transport and Accessories	49,678
2716	Al-Bayadar Company for Importing Cosmetics, Sundries, and Cleaning Supplies	49,405
2717	Shajarat Al-Sahraa Al-Oula Company for Importing Foodstuffs, Fruits, Livestock, and Meat	49,225
2718	Aryaf Al-Tifl Company for Importing Mother and Child Supplies	49,143
2719	Al-Khair Al-Dafiq Company for Importing Pumps and Building Materials	48,697
2720	Al-Hulool Al-Da'ima Company for Importing Agricultural Supplies and Equipment	48,686
2721	Al-Sahn Al-Fiddi Al-Thahabi Company for Importing Foodstuffs, Livestock, and Meat	48,546
2722	Al-Astabraq Al-Thahabi Company for Raw Materials Manufacturing	48,400
2723	Al-Mumtaz Company for Importing Medical Supplies and Equipment	48,275
2724	Zahrat Sayyad Company for Food Industries	48,253

2725	Anaqat Al-Bayt Company for Importing Furniture	47,850
2726	Al-Tasmeem Al-Asri Company for Doors, Windows, PVC, Aluminum, and Kitchen Manufacturing	46,445
2727	Al-Rawand Al-Mudee' Company for Importing Electrical and Non-Electrical Devices, Materials, and Spare Parts	46,207
2728	Al-Darb Al-Mutajaddid Company for Importing Carpets, Textiles, and Fabrics	46,200
2729	Al-Manara Company for Importing Means of Transport and Accessories	45,757
2730	Majmoo'at Al-Haddad Company for Importing Electronic and Electrical Devices	45,526
2731	Al-Habbara Company for Importing Mother, Child Supplies, Medical Equipment, and Preparations	45,516
2732	Dawaa Libya Company for Importing Medicines	45,195
2733	Al-Nakheel Al-Da'im Company for Importing Building Materials and Sanitary Ware	45,096
2734	Eylaf Factory for Paper and Cardboard Manufacturing	45,000
2735	Libyana Insurance Company	44,960
2736	Al-Madina Al-Haditha Company for Metal Industries	44,723
2737	Al-Jouri Al-Dhiyaa Company for Aluminum Manufacturing	43,871
2738	Ras Al-Tooba Factory for Car Bodies and Trailers Manufacturing	42,420
2739	Al-Takamul Al-Umrani Company for Importing Building Materials, Sanitary Ware, and Accessories	42,363
2740	Asl Al-Ikhtisas Company for Importing Means of Transport and Accessories	42,361
2741	Ataa Al-Sahil Company for Importing Agricultural Machinery, Supplies, and Spare Parts	41,715
2742	Al-Mokhtar Company for Marble, Glass, and Minerals Extraction and Manufacturing	41,156
2743	Al-Kafa'a Al-Handasiya Al-Jadeeda Company for Industrial Services and Electromechanics	40,959
2744	Arood Company for Importing Clothes	40,918
2745	Aqsa Tanasub Company for Importing Sports Equipment	40,846
2746	Al-Wi'am Al-Mateen Company for Importing Cleaning Supplies, Cosmetics, and Sundries	39,827
2747	Al-Zarqaa Company for Importing Building Materials	39,470
2748	Al-Zilal Company for Importing Medical Devices and Supplies	39,047
2749	Al-Thuna'i Company for Importing Agricultural Machinery, Supplies, and Spare Parts	38,412
2750	Draghoot Company for Catering Services	37,454
2751	Al-Jahd Al-Muthmir Company for PVC Manufacturing	37,185
2752	Mayar Al-Misk Company for Importing Cleaning Supplies, Cosmetics, and Sundries	37,058
2753	Rayis Al-Khums Company for Fish Manufacturing, Packaging, and Wrapping (Subsidiary of The Libyan Group)	36,820
2754	Al-Nayzak Al-Shamaliya Company for Importing Foodstuffs, Livestock, and Meat	36,365
2755	Al-Qutb Al-Shamali Company for Importing Electrical Devices and Materials	36,140
2756	The Libyan Sahara Company for Renewable Energies	36,050
2757	Nahrawan Al-Khair Company for Importing Foodstuffs, Livestock, and Meat	35,523
2758	Bin Sa'ood Factory for Aluminum and PVC Doors and Windows Manufacturing	33,106
2759	Afnan Factory for Paint and Wall Putty Manufacturing	32,970

2760	Fresh Company for Importing Foodstuffs, Livestock, and Meat	32,500
2761	Al-Sahm Al-Alamia Company for Importing Agricultural Supplies and Machinery	31,843
2762	Al-Diyar Al-Raqiya Company for Importing Doors, Windows, and Carpentry Accessories Supplies	31,738
2763	Victoria Al-Haditha Company for Importing Swimming Pools, Saunas, and Fountains	31,530
2764	Bi'r Hazwa Company for Importing Foodstuffs, Livestock, and Meat	31,500
2765	Al-Noor Al-Mubeen Company for Importing Cars and Spare Parts	31,309
2766	Al-Lawn Al-Ihtirafi Company for Importing Building Materials, Sanitary Ware, and Accessories	30,290
2767	Gama Medical Company for Importing Medical Equipment, Preparations, Mother, and Child Supplies	30,260
2768	Majmoo'at Al-Mutamayiz Company for Importing Clothes, Textiles, and Leather Products	30,066
2769	Al-Mutatawwir International Company for Importing Electrical, Non-Electrical Devices, Materials, Spare Parts, and Electronic Devices	29,815
2770	Al-Tajouri Company for Importing Foodstuffs	29,810
2771	Al-Ruba'iya International Company for Importing Clothes, Textiles, and Leather Products	29,735
2772	Al-Wahaj Al-Mudee' Company for Importing Electrical Devices and Materials	29,662
2773	Aasimat Al-Athath Al-Fareed Company for Importing Furniture	29,520
2774	Independent Solutions Company for Information Technology and Telecommunication Services	29,268
2775	Al-Ikhtiyar Al-Sahih Company for Importing Furniture	29,070
2776	Al-Salama Medical Company for Importing Medical Equipment, Supplies, and Medicines	29,012
2777	Al-Andalus Al-Oula Company for Importing Furniture	28,647
2778	Tobactus Cement Factory for Concrete Mixing Industries	28,050
2779	Al-Tabee'a Al-Oula Company for Importing Medical Equipment, Supplies, Mother, and Child Supplies	27,000
2780	Al-Raya Company for Importing Laboratories and Lab Supplies	26,854
2781	Al-Nawayif Company for Importing Cleaning Supplies, Cosmetics, and Sundries	26,675
2782	Adrar Majer Company for Importing Foodstuffs, Livestock, and Meat	26,348
2783	Al-Sharq Al-Da'im Factory for Aluminum and PVC Doors and Windows Manufacturing	23,989
2784	Wadi Libya Company for Importing Cleaning Supplies	21,410
2785	Al-Musaq Company for Travel and Tourism	20,000
2786	Jannat Company for Importing Medical Equipment	19,929
2787	Abwab Al-Faraj Company for Importing Building Materials, Sanitary Ware, and Accessories	19,780
2788	Al-Haris Al-Aali Company for Importing Alarm Systems, Automatic Doors, and Surveillance Equipment	19,760
2789	Al-Safeer Company for Importing Electrical Devices, Materials, and Spare Parts	19,585
2790	Al-Wasl Al-Jadeeda Company for Importing Foodstuffs, Livestock, and Meat	19,460
2791	Al-Muharrik Al-Asli Company for Manufacturing and Blending Coolant Liquids	19,429
2792	Al-Madina Al-Alamia Company for Education and Training	18,720
2793	Marafi Company for Food Industries and Vegetable Oils	18,000

2794	Al-Marsa International Company for Importing Cleaning Supplies	16,874
2795	Barnaq Al-Haditha Company for Importing Garden Supplies and Agricultural Equipment	16,776
2796	Al-Muneer Company for Garment Manufacturing	15,140
2797	Oya Insurance and Reinsurance Brokerage Company	13,889
2798	Quds Al-Aqsa Company for Importing Clothes and Shoes	12,080
2799	Premix Company for Importing Agricultural Machinery, Supplies, and Spare Parts	11,711
2800	Savana Medical Company for Importing Medical Equipment	10,310
2801	Tadaffuq Al-Turoos Company for Importing Means of Transport and Accessories	3,600

Accepted Coverage Requests
According to Goods or Services
During (01/01 - 31/08/2026)

"Descending order"

Order.	Goods or Services	Value in USD
1	Miscellaneous Food Commodities	2,320,797,584
2	Production and Operation Supplies	1,647,030,317
3	Building Materials and Construction Supplies	947,632,734
4	Human Medicines	696,460,465
5	Machinery and Equipment	541,420,214
6	Transportation, tires, batteries and spare parts	536,726,494
7	Feeds	497,288,143
8	Electronic Equipment	441,915,952
9	Agricultural	311,790,016
10	Live and frozen meat	245,227,340
11	Essential Commodity Production Requirements	242,593,947
12	Household and Household Electrical	193,660,638
13	Cleaning Materials	162,913,175
15	Clothing and Shoes	124,686,136
14	Milk, diapers and baby food	103,439,142
16	Airlines Transfers	88,968,813
17	Costs of tourism services	69,415,000
18	Milk	51,149,403
19	Miscellaneous	50,826,574
20	Cheeses	47,967,318
21	Cleaning Materials	47,421,394
22	Various navigational services	46,110,341

23	Stationery	45,119,443
24	Furniture	35,401,027
25	Burniq Air requests	32,574,825
26	ICT Services	31,296,043
27	Fruits and Vegetables	15,600,734
28	Hygienic materials	14,495,473
29	Oya Airways Company	13,588,261
30	Tobacco of all kinds	12,870,745
31	Fish and Marines	11,934,721
32	Medical	10,933,641
33	Veterinary Medicines	10,774,583
34	Requests for Buraq Air Company	9,605,481
35	Carpets and Textiles	8,953,301
36	Production and Operating Services	7,276,099
37	Ghee	5,878,609
38	Salary transfers	4,659,158
39	Insurance Companies Transfers	4,191,669
40	Butter	2,445,667
41	General Electricity Company Supplies	1,730,321
42	Other Goods	1,157,833
43	Fabrics and Carpets	994,435
44	Goods related to public services	986,990
45	Awqaf General Authority	706,158
46	Iron and steel factory operating requirements	700,000
47	Requests for Libyan Airlines Company	445,310
48	Insurance Companies Requests	340,560
49	MedSky Airways Company requests	288,516
50	Ghadames Airways Company	130,277

51	Libyan Express Transport Company	82,882

Accepted Coverage Requests
According to Country of Origin
During (01/01 - 31/08/2026)

"Descending order"

Order.	Country of origins	Value in USD
1	Türkiye	1,946,703,156
2	China	1,565,542,102
3	Egypt	1,033,505,912
4	Italy	462,594,237
5	Russian Federation	426,731,280
6	Germany	384,994,091
7	India	348,140,305
8	Tunisia	317,211,725
9	Ukraine	285,562,254
10	France	268,428,571
11	United Arab Emirates	248,330,703
12	Brazil	246,629,790
13	Thailand	222,803,960
14	Argentina	153,797,048
15	Romania	150,876,653
16	Spain	135,357,721
17	Saudi Arabia	131,439,998
18	Ireland	129,829,315
19	United States	94,701,802
20	Netherlands	89,385,818

21	South Korea	70,537,142
22	United Kingdom	67,872,951
23	Belgium	67,797,635
24	Europe	59,946,211
25	New Zealand	57,472,039
26	Guatemala	57,008,061
27	Indonesia	53,485,339
28	Poland	52,310,274
29	Algeria	42,130,065
30	Japan	37,110,129
31	Ecuador	37,055,646
32	Austria	33,827,877
33	Morocco	31,549,658
34	Jordan	31,092,049
35	Sweden	28,095,994
36	Switzerland	27,368,486
37	Oman	24,058,999
38	Sri Lanka	22,447,211
39	Syria	20,624,500
40	Denmark	20,370,916
41	Vietnam	19,649,330
42	Malaysia	18,350,606
43	Greece	17,940,577
44	Bahrain	16,634,275
45	Malta	12,616,186
46	Slovenia	12,102,001

47	Canada	11,004,069
48	Portugal	10,976,545
49	Lithuania	10,382,489
50	Bulgaria	9,791,889
51	Cambodia	8,702,500
52	Hong Kong S.A.R.	7,733,063
53	Estonia	4,560,818
54	Iraq	4,518,644
55	Lebanon	4,359,234
56	Australia	3,601,057
57	Czech Republic	3,088,129
58	Moldova	3,071,061
59	Finland	2,831,744
60	Pakistan	2,536,517
61	Serbia	2,477,835
62	Bosnia and Herzegovina	2,222,254
63	Gabon	2,208,776
64	Slovakia	2,186,322
65	Colombia	2,052,506
66	Qatar	1,941,100
67	Hungary	1,865,697
68	Albania	1,685,030
69	Costa Rica	1,678,423
70	Chile	1,213,184
71	Singapore	1,211,903
72	South Africa	1,096,988

73	Mexico	995,548
74	Europe	858,762
75	Croatia	840,714
76	Former Yugoslav Republic of Macedonia	740,778
77	Bangladesh	654,732
78	Taiwan	578,864
79	Cyprus	533,650
80	Mauritius	495,000
81	Sant Marino	451,719
82	Nigeria	395,600
83	Norway	378,621
84	Luxembourg	338,747
85	Uganda	287,760
86	Kazakhstan	234,250
87	Maldives	212,525
88	Chad	197,908
89	Latvia	194,229
90	Equatorial Guinea	191,376
91	Tanzania	163,800
92	Azerbaijan	128,800
93	Kenya	118,880
94	Uzbekistan	112,700
95	Yemen	110,700
96	Dominican Republic	91,800
97	Turkmenistan	89,738
98	Cameroon	79,582

99	Kosovo	69,563
100	Sierra Leone	34,979
101	Ivory Coast	2,101
102	Senegal	2,101

Accepted Coverage Requests
According to Country of Beneficiary
During (01/01 - 31/08/2026)

"Descending order"

Order.	Country of origins	Value in USD
1	United Arab Emirates	2,166,923,684
2	Türkiye	1,816,262,083
3	Egypt	939,937,342
4	China	698,683,039
5	Switzerland	656,329,004
6	Italy	472,896,299
7	Tunisia	334,370,400
8	United Kingdom	227,485,173
9	Hong Kong S.A.R.	179,567,859
10	Spain	171,151,580
11	Thailand	141,816,647
12	Austria	127,878,087
13	Netherlands	125,563,895
14	Germany	106,965,994
15	Canada	86,417,333
16	France	85,446,646
17	Jordan	82,725,076
18	Bahrain	81,281,981
19	India	80,948,809
20	South Korea	78,455,179

21	Cyprus	76,246,344
22	Saudi Arabia	69,558,492
23	Lebanon	69,338,088
24	Oman	62,621,578
25	Singapore	60,868,784
26	Japan	58,820,423
27	Belgium	52,137,157
28	Brazil	42,862,127
29	Algeria	39,238,926
30	New Zealand	38,074,916
31	Indonesia	37,680,570
32	Ireland	35,518,796
33	United States	35,357,400
34	Slovakia	35,282,331
35	Sweden	28,761,595
36	Denmark	26,519,712
37	Malta	22,850,251
38	Morocco	22,589,660
39	Ukraine	21,923,571
40	Sri Lanka	21,598,173
41	Uruguay	19,259,828
42	Poland	18,200,639
43	Slovenia	14,479,239
44	Greece	13,140,604
45	Hungary	12,793,720
46	Mauritius	12,130,207

47	Luxembourg	9,016,739
48	Vietnam	8,634,086
49	Australia	8,512,020
50	Lithuania	7,818,906
51	Bahamas	7,186,168
52	Portugal	7,005,984
53	Estonia	6,810,818
54	Bulgaria	3,750,418
55	Malaysia	3,698,685
56	Romania	3,403,334
57	Monaco	2,909,671
58	Finland	2,831,744
59	Pakistan	2,184,529
60	South Africa	2,041,295
61	Argentina	2,006,680
62	Qatar	1,941,100
63	Colombia	1,935,450
64	Sant Marino	1,683,508
65	Serbia	1,399,449
66	Bosnia and Herzegovina	1,309,578
67	Croatia	840,714
68	Taiwan	805,069
69	Macao	735,096
70	Former Yugoslav Republic of Macedonia	566,705
71	Bangladesh	439,252
72	Nigeria	395,600

73	Czech Republic	320,040
74	Guatemala	265,000
75	Maldives	212,525
76	Chad	197,908
77	Tanzania	163,800
78	Azerbaijan	128,800
79	Mexico	118,431
80	Turkmenistan	89,738
81	Latvia	82,867
82	Kosovo	69,563
83	Ecuador	55,460
84	Sierra Leone	34,979
85	South Pole	30,750
86	Kenya	8,000
87	Ivory Coast	2,101
88	Senegal	2,101